Colonial Pipeline Company

Jeff D. Morrison
Environmental Program Manager

Phone: (770) 819.3566
e-mail: jmorrison@colpipe.com

July 30, 2021

To: Dan Bowser, et al.

Re: **Colonial Pipeline SR 2448/Pipeline ROW**
Incident Number 95827
Huntersville, North Carolina

Dear Dan,

Colonial Pipeline Company (Colonial) is pleased to transmit the required Monthly Monitoring Report for July 2021 regarding the above-referenced incident. This report was prepared in conjunction with Apex Engineering, PC.

As discussed during briefings, Colonial continues to perform assessment and product recovery activities.

If you have any questions or require additional information, please contact either John Wyatt at 423.713.7568 / jmwyatt@colpipe.com or myself at 770.819.3566 / jmorrison@colpipe.com.

Respectfully,

Jeff D. Morrison
Environmental Program Manager

Monthly Monitoring Report
SR 2448 / Pipeline Right of Way
Incident Number 95827

Huntersville, Mecklenburg County, North Carolina 28078

July 30, 2021

Apex Job No.: CPC21018

Prepared for:

Mr. John Wyatt
4295 Cromwell Rd. #311
Chattanooga, Tennessee 37421

Prepared by:

Apex Companies, LLC
(dba Maryland Apex Engineering, PC)
5900 Northwoods Business Parkway, Suite 5900-O
Charlotte, North Carolina 28269

Prepared By:

Andrew Street, CHMM, RSM
Senior Project Manager

Reviewed By:

Tom Naumann, PG
Senior Scientist
NC License No. 2405

NORTH CAROLINA LICENSED SEAL 2405 7/30/21 GEOLOGIST THOMAS EDWARD NAUMANN

Matt Gorman, PE
Program Manager
NC License No. 041588

7/30/21

Table of Contents

1.0 INTRODUCTION 1
1.1 Site History And Characterization 1
2.0 SOIL SAMPLING ACTIVITIES AND RESULTS 1
3.0 WELL GAUGING ACTIVITIES 2
4.0 GROUNDWATER INVESTIGATION ACTIVITIES AND RESULTS 2
5.0 SURFACE WATER INVESTIGATION ACTIVITIES AND RESULTS 3
6.0 REMEDIATION ACTIVITIES SUMMARY 3
6.1 Air Sparge and Soil Vapor Extraction System 3
6.2 Free Product Recovery Activities 3
7.0 WASTE DISPOSAL ACTIVITIES 3
8.0 CONCLUSIONS 4

Figures

Figure 1 Site Location Map
Figure 2 Site Plan
Figure 3 Potential Receptor Map
Figure 4 Pipeline Excavation and Delineation Soil Sampling Results
Figure 5 Groundwater Potentiometric Surface Map – Surficial Unit
Figure 6 Groundwater Potentiometric Surface Map – Bedrock Unit
Figure 7 Free Product Distribution Map
Figure 8 Monitoring Well Sampling Results
Figure 9 Benzene Isoconcentration Map
Figure 10 Diisopropyl Ether Isoconcentration Map
Figure 11 Methyl-Tert Butyl Ether Isoconcentration Map
Figure 12 Naphthalene Isoconcentration Map
Figure 13 Toluene Isoconcentration Map
Figure 14 Total Xylenes Isoconcentration Map
Figure 15 C_5-C_8 Aliphatics Isoconcentration Map
Figure 16 C_9-C_{12} Aliphatics Isoconcentration Map
Figure 17 C_9-C_{10} Aromatics Isoconcentration Map
Figure 18 Water Supply Well Sampling Results (Detections Only)
Figure 19 Air Sparge System Layout
Figure 20 Recovery and Hydraulic Control Well System Layout

Tables

Table 1 Summary of Pipeline Excavation Soil Sampling Results
Table 2 Summary of Delineation Soil Sampling Results
Table 3 Summary of Monitoring Well Gauging Data
Table 4 Summary of Recovery Well Gauging Data
Table 5 Summary of Monitoring Well Sampling Results
Table 6 Summary of Water Supply Well Sampling Results
Table 7 Summary of System One Operating Data
Table 8 Summary of System Two Operating Data

Appendices

Appendix A Laboratory Analytical Reports
Appendix B Boring Logs and GW-1 Forms
Appendix C Groundwater Sampling Logs
Appendix D Surface Water Sampling Information
Appendix E Copies of Bills of Lading and Waste Manifests

1.0 INTRODUCTION

This Monthly Monitoring Report (MMR) presents the results of the soil sampling, groundwater monitoring, surface water monitoring, and free product recovery performed at the Colonial Pipeline Company (CPC) Huntersville-Concord Road (State Road 2448 [SR 2448]) pipeline release site located near Huntersville, Mecklenburg County, North Carolina (the Site). An Initial Assessment Report was submitted to the North Carolina Department of Environmental Quality (NCDEQ) on October 30, 2020. A Comprehensive Site Assessment (CSA) and Revised CSA Items were submitted to NCDEQ on February 20, 2021 and April 26, 2021, respectively. MMRs were sent to NCDEQ on November 30, 2020, December 30, 2020, January 29, 2021, March 12, 2021, March 30, 2021, April 30, 2021, June 2, 2021, and June 30, 2021. A Conceptual Site Model Report was submitted to NCDEQ on June 25, 2021. This MMR details Site monitoring and free product recovery activities and results subsequent to those reported in the above mentioned monthly monitoring reports. Apex Companies, LLC (dba Maryland Apex Engineering, P.C.; Apex) prepared this MMR on behalf of CPC for submittal to NCDEQ.

1.1 Site History And Characterization

The CPC Line 1 gasoline release was discovered on August 14, 2020, within the CPC right of way on the Oehler Nature Preserve, approximately 350 feet northeast of where the CPC pipelines cross SR 2448 (**Figure 1** and **Figure 2**). The release is referred to herein as Incident Number (No.) 95827.

The area within a 1,500 foot radius of the Site is a mixture of low density residential properties, agricultural properties, and wooded land. Properties within a 1,500 foot radius of the release site obtain potable water from public water supply or private water supply wells (**Figure 3**). The Site is located within the Yadkin Pee-Dee River Basin. North Prong Clarke Creek is located approximately 1,800 feet north of the release site and South Prong Clarke Creek is located approximately 2,700 feet south of the release site, both of which are characterized by the NCDEQ Division of Water Quality as Class C water bodies, meaning that they are protected for non-drinking water purposes such as biological integrity, fishing, and infrequent secondary recreational purposes (i.e., wading).

Mecklenburg County is located within the Piedmont physiographic province, characterized by rolling hills and moderately steep valleys formed by stream erosion of upland areas. Elevations at the Site range from approximately 650 to 750 feet above mean sea level. The surficial soils at the Site consist almost entirely of fine-grained clayey to silty saprolite developed from the weathering of the underlying bedrock. The soil thickness ranges from a few feet to greater than 100 feet. Data obtained from completed borings indicate the Site is underlain by quartz diorite.

In accordance with the Risk Based Corrective Action rules framework, corrective action objectives for impacted-groundwater at the Site are based on risk classification criteria and the associated remedial goals established under North Carolina 15A NCAC 2L .0506 regulations. The risk classification for a site is based on multiple factors, including the distance from the source area of a release to receptors such as surface water bodies and water supply wells. The risk classification for the Site is 'high risk' due to the presence of multiple water supply wells within 1,000 feet of the release site (**Figure 3**). Groundwater remediation goals for sites classified as high risk are the 2L Groundwater Quality Standards.

2.0 SOIL SAMPLING ACTIVITIES AND RESULTS

Soil sampling was completed subsequent to Line 1 and Line 2 inspection and recoating activities utilizing hand tools. Soil assessment activities were also completed during monitoring well and recovery well installation activities and in accordance with a work plan submitted to NCDEQ dated May 22, 2021. Planned soil delineation sampling activities are complete at this time pending receipt and review of soil sampling results with respect to NCDEQ MSCCs. Soil sampling results received through July 23, 2021 are included in this MMR. Soil borings were advanced with either a Geoprobe® direct-push drill rig, a sonic drill rig, and/or utilizing split spoons. Soil cores were retrieved, and samples were collected from target intervals, placed in airtight containers, and allowed to equilibrate for approximately 15 minutes before measuring volatile organic compound (VOC) headspace readings with a photoionization detector (PID). The samples exhibiting the highest headspace readings were typically selected for chemical analysis unless free product was present. In cases where there were no significant PID measurements (i.e., less than 5.0 ppm) in a boring, the depth interval corresponding to the terminus of the unsaturated zone was typically selected for chemical

analysis. Soil samples were submitted to Pace Analytical, LLC (Pace) for laboratory analysis of the following chemical specific parameters in accordance with NCDEQ requirements:

- VOCs by EPA Method 8260D; and
- Volatile Petroleum Hydrocarbons (VPH) by the Massachusetts Department of Environmental Quality (MADEP) Method.

Results of the soil sampling analysis are summarized in **Table 1**, **Table 2**, and on **Figure 4**. Laboratory analytical reports are provided in **Appendix A**.

3.0 WELL GAUGING ACTIVITIES

The recovery well pumping system was shut down for approximately 24 hours on June 30 to facilitate gauging of the entire monitoring and recovery well network on July 1, 2021. Groundwater at the Site flows in a general northerly and southerly direction. The monitoring well and recovery well gauging data is presented in **Table 3** and **Table 4**, respectively. Groundwater potentiometric surface maps for the surficial and bedrock units are provided as **Figure 5** and **Figure 6**, respectively. A free product distribution map is provided as **Figure 7**.

4.0 GROUNDWATER INVESTIGATION ACTIVITIES AND RESULTS

Between August 27, 2020 and July 20, 2021, 109 monitoring wells were installed at the Site utilizing hollow stem auger, air rotary, and sonic drilling methods. Shallow monitoring wells are typically constructed as Type II wells with the well screen bracketing the water table. Deep monitoring wells are constructed with isolation casings extending from ground surface and tremie grouted approximately 10 feet into the consolidated bedrock unit, and an open borehole without casing or screen extends through the isolation casing and into the bedrock unit. Boring logs generated since the previous report are provided as **Appendix B**.

Well development was performed to evacuate any potable water and sediment introduced during the well drilling and installation process. Monitoring well development was performed by lowering a decontaminated submersible pump into the screen interval of the well, surging the pump to bring sediment into suspension and pumping multiple well volumes until the purge water was generally free of sediment. Drill cuttings and well development fluids were contained for off-site disposal.

Each monitoring well present and without measurable free product at the time of the groundwater monitoring event for this reporting period was sampled July 6 - 9, 2021. Additional samples were collected for confirmation purposes on July 22, 2021 at wells MW-04, MW-05, and MW-25D. Monitoring well sampling was performed in accordance with the United States Environmental Protection Agency (U.S. EPA) “Low Stress (low flow) Purging and Sampling Procedure for the Collection of Groundwater Samples from Monitoring Wells”. During low-flow purging and sampling activities, continuous parameter readings were collected through a flow-through cell and measured for select stabilization parameters including: temperature, specific conductance, pH, oxygen reduction potential, dissolved oxygen, and turbidity. These parameters were recorded at periodic intervals. Typical criteria for stabilization is defined as specific conductance within 3%, pH within 0.1 units, oxidation reduction potential within 10 millivolts, dissolved oxygen within 0.3 milligrams per liter (mg/L), and turbidity within 10% over three consecutive measurements.

Groundwater samples were collected in laboratory supplied bottle ware, placed on ice, and transported, via chain-of-custody protocol, to Pace. Samples were analyzed for the presence of VOCs by EPA Method 6200, VPH by the MADEP Method, and lead by EPA method 6010D. Groundwater sampling logs are provided in **Appendix C**. Detections of analyzed constituents in monitoring wells are depicted on **Figure 8**. Isoconcentration maps for benzene, diisopropyl ether, methyl-tert butyl ether, naphthalene, toluene, total xylenes, C5-C8 Aliphatics, C9-C12 Aliphatics, and C9-C10 Aromatics are provided as **Figure 9** through **Figure 17**, respectively. Analytical results are summarized in **Table 5** and copies of the laboratory reports are provided in **Appendix A**. Detections of lead, bromodichloromethane, chloroform, dibromochloromethane, 1,1-dichloroethane, 1,2-dichloroethane, methylene chloride, 1,1,1,2-Tertachloroethane, and tetrachloroethene are not attributed to Incident No. 95827.

Weekly water supply well (WSW) sampling was completed by Apex during the reporting period. WSW samples were collected in laboratory supplied bottle ware, placed on ice, and transported, via standard chain-of-custody protocol, to Pace. Samples were analyzed for the presence of VOCs by EPA Method 6200, VPH by the MADEP Method, and lead by EPA method 6010D. WSW sampling results (detections only) are depicted on **Figure 18** and summarized in **Table 6**. Copies of the laboratory reports are provided in **Appendix A**.

At the time of this submittal, there have been no detections of petroleum constituents in WSW samples. In accordance with NCDEQ guidance, and based on current data, CPC will continue sampling residential WSWs within 1,500 feet of the release site.

5.0 SURFACE WATER INVESTIGATION ACTIVITIES AND RESULTS

The Site is located within the Yadkin Pee-Dee River Basin. North Prong Clarke Creek is located approximately 1,800 feet north of the release site and South Prong Clarke Creek is located approximately 2,700 feet south of the release site, both of which are classified as Class C water bodies by the NCDEQ Division of Water Resources. Two groundwater seeps and an ephemeral stream are located approximately 1,200 feet southeast of the release site. The ephemeral stream flows to South Prong Clarke Creek.

Surface water sampling was conducted by Environmental Planning Specialists, Inc. (EPS) at eight locations (SW-1 through SW-7 and SW-G). Surface water samples were also collected from the two groundwater seep locations (SW-Seep and SW-Seep 2) and the receiving ephemeral stream (SW-Confluence and SW-Confluence 2). Surface water samples were collected in laboratory supplied bottle ware, placed on ice, and transported, via chain-of-custody protocol, to Pace. Samples were analyzed for the presence of benzene, toluene, ethylbenzene, xylenes (BTEX) by EPA Method 8260D and total petroleum hydrocarbons gasoline range organics by EPA Method 8015C. All surface water samples collected to date have not exceeded North Carolina Title 15A NCAC 02B regulations. A surface water sample locations map, surface water sampling results, and general surface water parameter measurements are provided in **Appendix D**.

6.0 REMEDIATION ACTIVITIES SUMMARY

6.1 Air Sparge and Soil Vapor Extraction System

A 72-hour pilot test for the air sparge and soil vapor extraction system is pending. The objective of the air sparge and soil vapor extraction system is to decrease the migration of dissolved phase hydrocarbons south of the release site and recovery well network. As of July 20, 2021, 22 air sparge wells and 18 soil vapor extraction wells have been installed (**Figure 19**). Vapor recovered from soil vapor extraction wells is routed through a temporary thermal oxidation unit. Trailer and skid mounted air sparge and soil vapor extraction equipment will be utilized as an interim remedial measure until NCDEQ approval of a Corrective Action Plan for Incident No. 95827.

6.2 Free Product Recovery Activities

As of July 20, 2021, a total of 69 vacuum enhanced recovery wells and 56 hydraulic control wells have been installed within the release site (**Figure 20**). Pneumatic recovery pumps are operated in the wells and vacuum is applied to the wells to enhance recovery. As of July 27, 2021, approximately 1,127,390 gallons of gasoline free product has been recovered from the recovery well network. Total product recovery during the soil excavation activities (2,273 gallons), the emergency response activities (90,930 gallons), soil vapor recovery (4,698 gallons), and from the recovery well network (1,127,390 gallons) is approximately 1,225,291 gallons. A summary of system one and system two vapor recovery operations information is provided in **Table 7** and **Table 8**, respectively.

Recovered free product has been transported for reprocessing to Midwest Gas Company located in Columbus, Ohio and the CPC Facility located in Greensboro, North Carolina.

7.0 WASTE DISPOSAL ACTIVITIES

Waste streams and recovered petroleum fuels generated at the Site in connection with abatement and corrective action activities include petroleum contact water and soil. Since recovery efforts were initiated, petroleum contact

water has been sent to Aaron Oil Company, Inc. located in Saraland, Alabama, Allied Waste Services of Birmingham, Alabama, Heritage Crystal-Clean of Concord, North Carolina, Midwest Gas Company of Columbus, Ohio, Legacy Environmental Services of Charlotte, North Carolina, Marion Environmental of Monroe, North Carolina, and Covanta Environmental Solutions of Asheboro, North Carolina for processing. Soil has been sent to the Environmental Soil, Inc. land application facility located in Lattimore, North Carolina (Permit Number SRU100038) the Charlotte Motor Speedway Landfill located in Concord, North Carolina and operated by Republic Services (Permit Number 1304-MSWLF-1992). Excavated soil was initially sent to the Environmental Soil, Inc. land application facility between August 16 and August 27, 2020. At the request of NCDEQ, the soil was later transferred to the Charlotte Motor Speedway Landfill between October 9, 2020 and October 16, 2020. As of October 16, 2020, the transfer of soil to the Charlotte Motor Speedway Landfill was completed. Any additional excavated soils have been transported directly to the Charlotte Motor Speedway Landfill.

Copies of bills of lading and waste manifests covering the June 2021 period are provided in **Appendix E**.

8.0 CONCLUSIONS

A total of 274 wells (109 monitoring wells, 69 recovery wells, 56 hydraulic control wells, and 40 air sparge system wells) were installed at the Site between August 27, 2020 and July 20, 2021. Detections of lead, bromodichloromethane, chloroform, dibromochloromethane, 1,1-dichloroethane, 1,2-dichloroethane, methylene chloride, 1,1,1,2-Tertachloroethane, and tetrachloroethene are not attributed to Incident No. 95827. **Figure 9** through **Figure 17**, depict the horizontal and vertical extent of dissolved phase petroleum impacts, based on the July 2021 groundwater sampling results. Weekly WSW sampling continues to show no petroleum constituents. Bi-weekly surface water sampling continues to show no petroleum constituents above North Carolina Title 15A NCAC 02B regulations. Free product recovery activities continue. As per NCDEQ's Notice dated September 25, 2020, groundwater monitoring reports will be submitted to the NCDEQ Mooresville Regional Office each subsequent month until that schedule is revised.

FIGURES



Data Sources: US Geological Survey (Elevation Products)

Checked By:	AS
Created By:	CW
Scale:	1 " = 750 FT
Date/Time:	07/22/2021; 09:48
Project No.:	CPC20126

Site Location Map

Colonial Pipeline Company

2020-L1-SR2448

Huntersville, North Carolina

0 750 1,500 2,250 Feet

Figure

1

Release Site

APEX

Document Path: E:\Apex\Huntersville\Figures\MXDs\Figure 1-Site Location Map.mxd

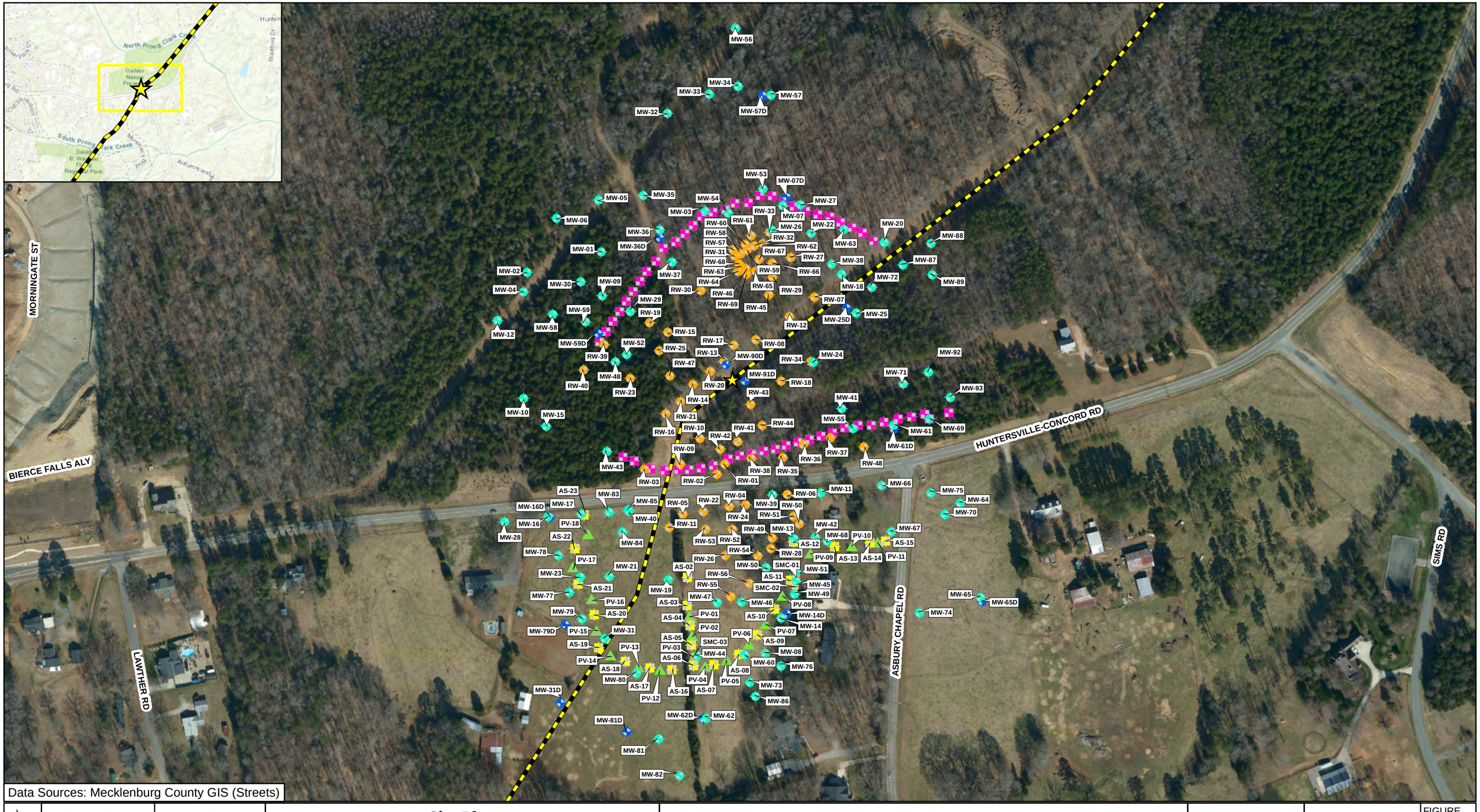

Data Sources: Mecklenburg County GIS (Streets)

Checked By:	AS
Created By:	CW
Scale:	1 " = 217 FT
Date/Time:	07/22/2021; 09:46
Project No.:	CPC20126

Site Plan
Colonial Pipeline Company
2020-L1-SR2448 Release
Huntersville, North Carolina

0 200 400 600 Feet

- Release Site
- Pipeline
- Monitoring Well
- Monitoring Well (Bedrock)
- Recovery Well
- Hydraulic Control Well
- Air Sparge
- Vapor Point
- Piezometer

APEX

FIGURE 2

Document Path: E:\Apex\Huntersville\Figures\MXDs\Figure 2-Site Plan.mxd



Data Sources: Mecklenburg County GIS (Streets, Parcels)

Information depicted is subject to change based on future site activities.

Checked By:	AS
Created By:	CW
Scale:	1 " = 600 FT
Date/Time:	07/29/2021; 08:25
Project No.:	CPC20126

Potential Receptor Map
Colonial Pipeline Company
2020-L1-SR2448
Huntersville, North Carolina

0 600 1,200 1,800 Feet

- Release Site
- Pipeline
- Parcel Boundaries
- Water Supply Well (Potable Use)
- Water Supply Well (Abandoned)
- Water Supply Well (Non-Potable Use)
- Water Supply Well (Inactive Use)

APEX

FIGURE 3

Document Path: E:\Apex\Huntersville\Figures\MXDs\Figure 3-Potential Receptor Map.mxd

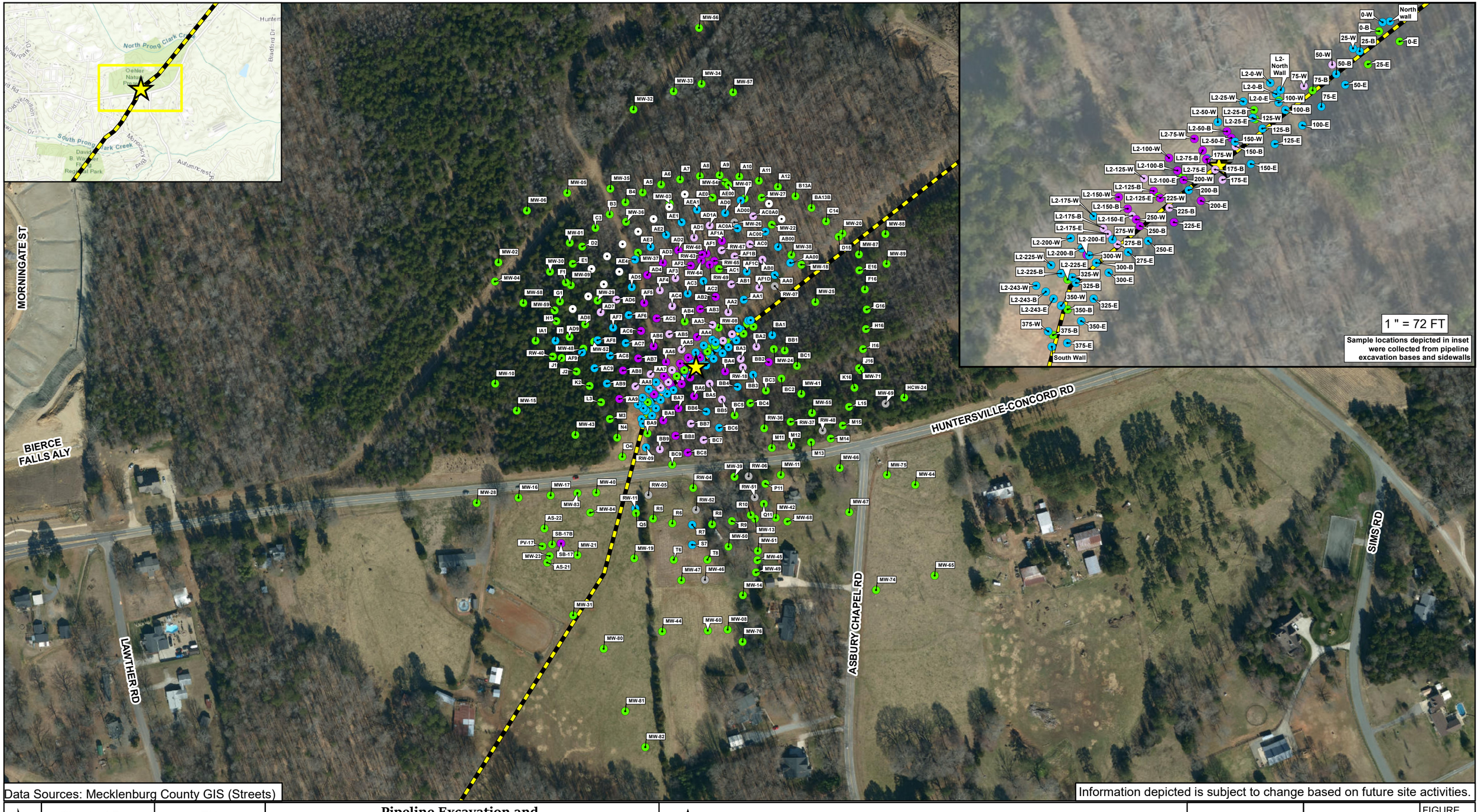

Data Sources: Mecklenburg County GIS (Streets)

Information depicted is subject to change based on future site activities.

Checked By:	TN
Created By:	CW
Scale:	1 " = 225 FT
Date/Time:	07/30/2021; 12:55
Project No.:	CPC20126

Pipeline Excavation and Delineation Soil Sampling Results
Colonial Pipeline Company
2020-L1-SR2448
Huntersville, North Carolina

0 225 450 675 Feet

- Release Site
- Pipeline
- Below Maximum Soil Contaminant Concentration Levels (MSCCs)
- Exceeds Soil-To-Water (MSCCs)
- Soil Sample Collected At or Below the Saturated Interval
- Exceeds Residential Soil Clean Up Levels (MSCCs)
- Exceeds Industrial/Commercial Soil Levels (MSCCs)
- Data Currently Pending

Note: See Table 1 and Table 2 for detailed results.

APEX

FIGURE 4

Document Path: E:\Apex\Huntersville\Figures\MXDs\Figure 4-Pipeline Excavation and Delineation Soil Sampling Results.mxd

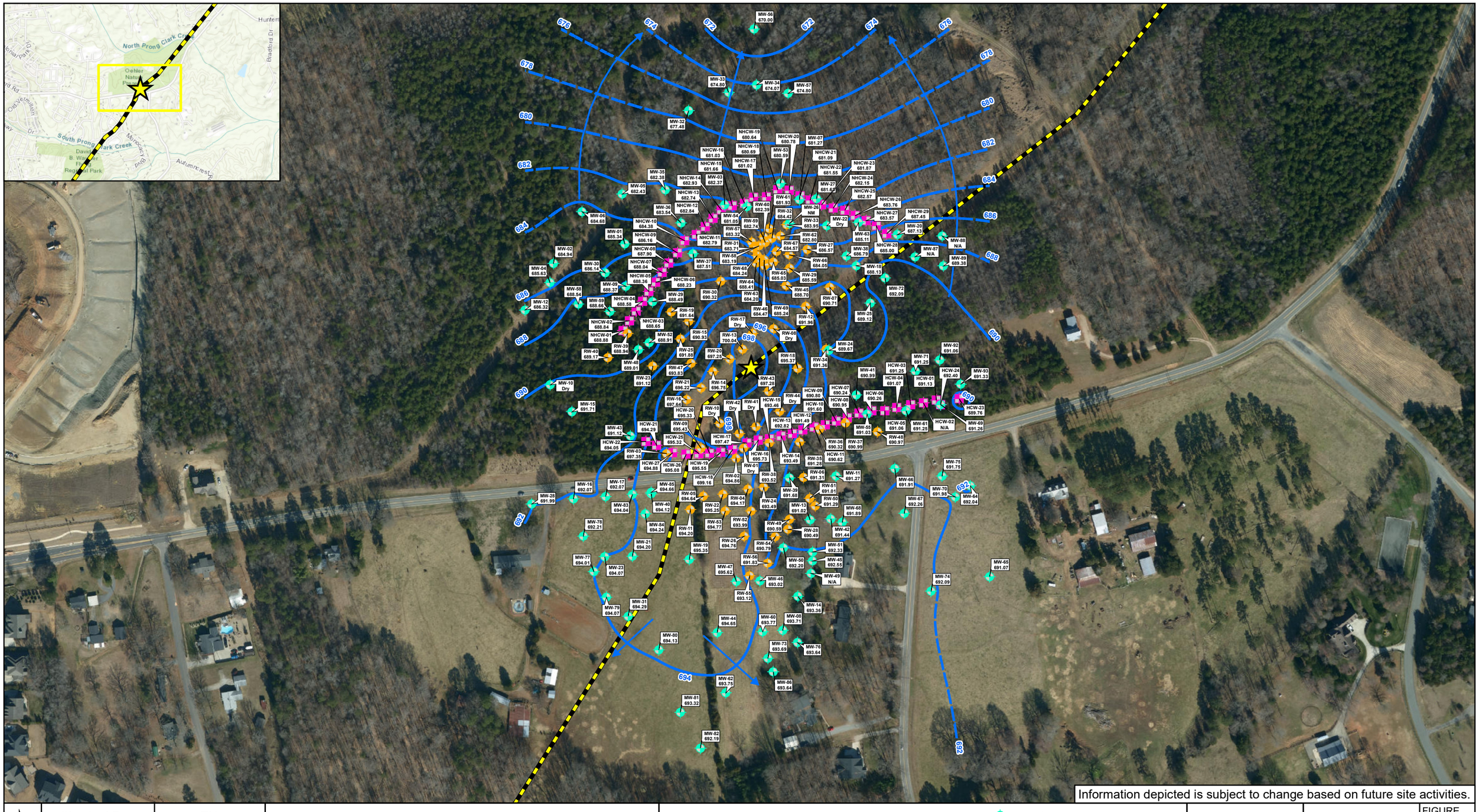

Checked By:	TN
Created By:	CW
Scale:	1 in = 225 ft
Date/Time:	07/30/2021; 14:23
Project No.:	CPC20126

Groundwater Potentiometric Surface Map - Surficial Unit
Colonial Pipeline Company
2020-L1-SR2448
Huntersville, North Carolina

0 225 450 675 Feet

Release Site
Pipeline
Equipotential Contour (ft. amsl) (Dashed where Inferred)
Apparent Groundwater Flow Direction
Monitoring Well
Recovery Well
Hydraulic Control Well

NOTES:
Contours based on well gauging data collected 07/01/2021;
Groundwater elevation measurements shown in feet amsl (above mean sea level);
The following locations, denoted as 'NM' (Not Measured) 'Dry', or 'N/A (Not Applicable) were not used in contouring: MW-10 (Dry), MW-22 (Dry), MW-26 (NM), MW-49 (N/A), MW-87 (N/A), MW-88 (N/A), RW-01/08/10/17/41/42/44 (Dry), HCW-02 (N/A)
HCW-02 and MW-49 were excluded from contouring due to anomalous results
Contours interpolated using Surfer (Kriging)

APEX

FIGURE 5

E:\Apex\Huntersville\Figures\MXDs\Figure 5-Groundwater Potentiometric Surface Map.mxd

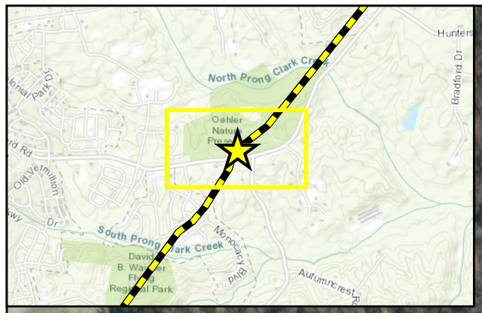

MW-57D 673.93
MW-07D 682.09
MW-36D 687.01
MW-59D N/A
MW-25D 685.30
MW-90D 692.15
MW-91D 692.50
MW-61D 690.89
MW-16D N/A
MW-14D 695.04
MW-65D 690.92
MW-79D 674.15
MW-31D N/A
MW-81D 674.48
MW-62D 674.75

Information depicted is subject to change based on future site activities.

Checked By:	TN
Created By:	CW
Scale:	1 " = 200 FT
Date/Time:	07/30/2021; 16:06
Project No.:	CPC20126

Groundwater Potentiometric Surface Map - Bedrock Unit
Colonial Pipeline Company
2020-L1-SR2448
Huntersville, North Carolina

0 200 400 600 Feet

Release Site
Pipeline
Equipotential Contour (ft amsl)
Apparent Groundwater Flow Direction
Monitoring Well (Bedrock)

NOTES:
Contours based on monitoring well gauging data collected on 07/01/2021;
Groundwater elevation measurements shown in feet amsl (above mean sea level);
The following wells, denoted as 'NA'(Not Applicable), were not used in contouring: MW-59D (NA), MW-16D (NA), MW-31D (NA);
Contours interpolated using Surfer (Kriging)

APEX

FIGURE 6

Document Path: E:\Apex\Huntersville\Figures\MXDs\Figure 6-Bedrock Groundwater Potentiometric Surface Map.mxd

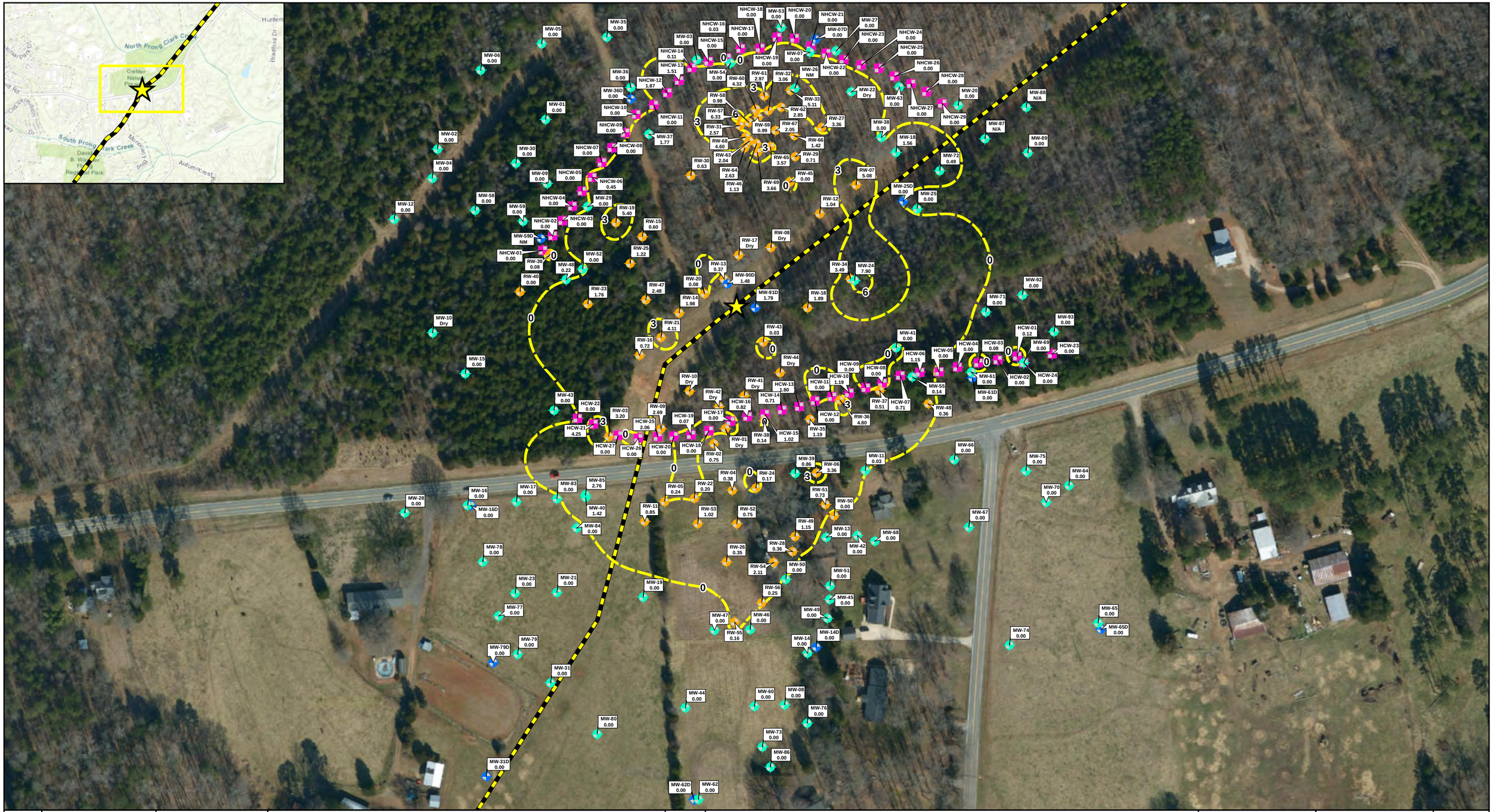

Checked By:	TN
Created By:	CW
Scale:	1 " = 150 FT
Date/Time:	07/29/2021; 10:15
Project No.:	CPC20126

Free Product Distribution Map
Colonial Pipeline Company
2020-L1-SR2448
Huntersville, North Carolina

0 150 300 450 Feet

Release Site
Pipeline
Apparent Free Product Thickness Contour
Hydraulic Control Well
Monitoring Well
Monitoring Well (Bedrock)
Recovery Well

NOTES:
All gauging measurements taken 07/01/2021;
Free Product Thickness determined from apparent thickness in wells only and shown in feet;
The following locations, denoted as NM (Not Measured), N/A (Not Applicable), or Dry, were not used in contouring: MW-10 (Dry), MW-22 (Dry), MW-26 (NM), MW-59D (NM), MW-87 (NA), MW-88 (NA), RW-01/-08/-10/-17/-41/-42/-44 (Dry),
Contours created using Surfer (Kriging).

APEX

FIGURE 7

E:\Apex\Huntersville\Figures\MXDs\Figure 7-Free Product Distribution Map.mxd



Checked By:	--
Created By:	CW
Scale:	1 " = 65 FT
Date/Time:	07/29/2021; 10:11
Project No.:	CPC20126

Monitoring Well Sampling Results

Colonial Pipeline Company

2020-L1-SR2448

Huntersville, North Carolina

0 65 130 195 260 Feet

Release Site
Pipeline
Monitoring Well
Monitoring Well (Bedrock)
Recovery Well

Notes:
ND = Non-Detect
N/A = Not Applicable
All units reported in µg/L.
µg/L = Micrograms per Liter
Detections in **Bold** indicate an exceedance of NCAC 2L standard.
Only laboratory detections are shown on this map.
See Table 5 for complete results.
MW-25D was only resampled for Benzene on 7/22/2021

APEX

FIGURE

8

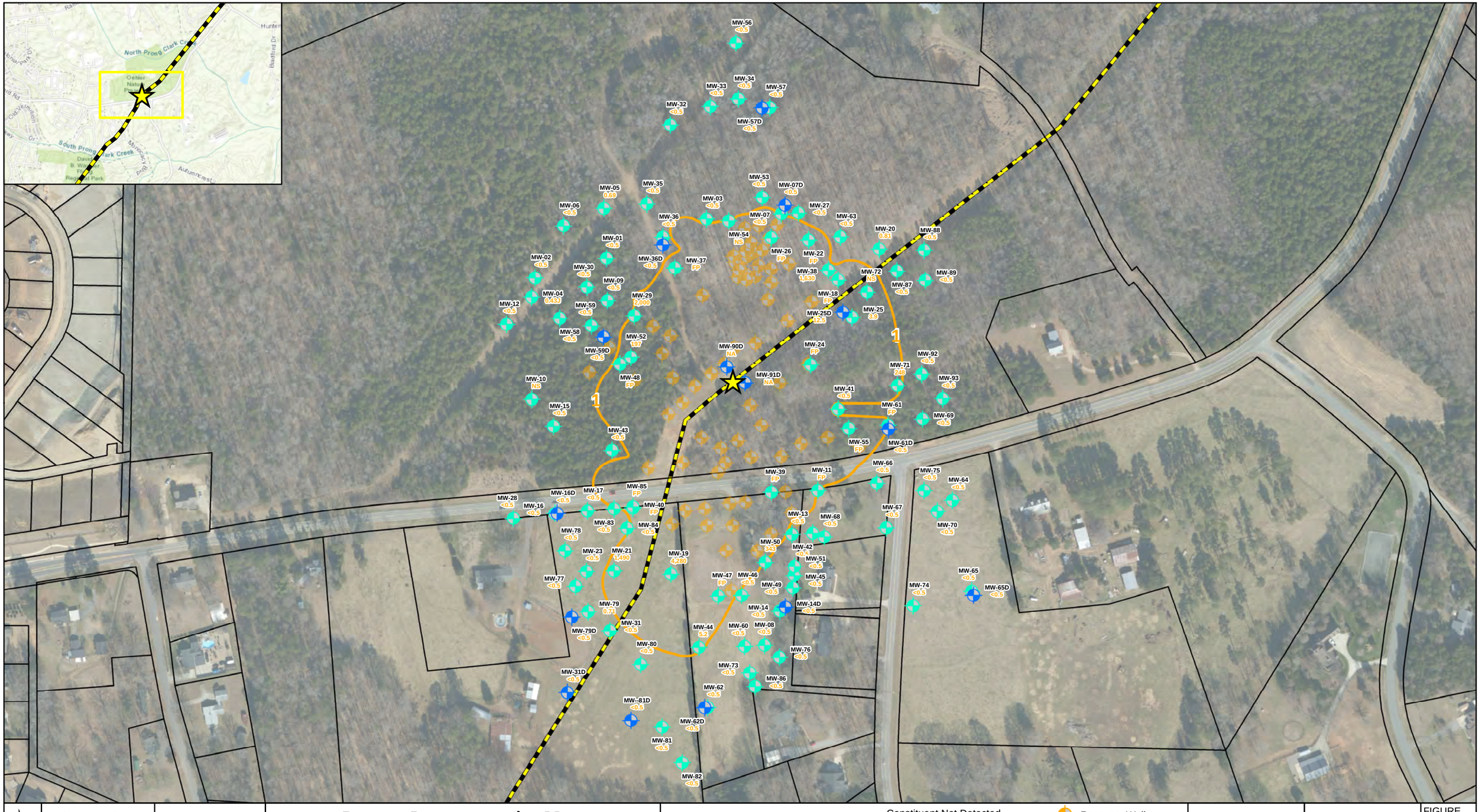

Checked By:	JM
Created By:	CW
Scale:	1 " = 225 FT
Date/Time:	07/29/2021; 09:08
Project No.:	CPC20126

Benzene Isoconcentration Map
Colonial Pipeline Company
2020-L1-SR2448
Huntersville, North Carolina

0 200 400 600 Feet

Release Site

Pipeline

1 Benzene Isocontour (Dashed where Inferred)

<0.5 Constituent Not Detected Above Laboratory Practical Quantitation Limit

197 Benzene Concentration (µg/L)

FP = Free Product

NS = Not Sampled

NA = Not Applicable

µg/L = Micrograms per Liter

Recovery Well

Monitoring Well

Monitoring Well (Bedrock)

NCDEQ 2L Standard for Benzene is 1 µg/L

Bedrock Wells Not Used For Contouring

APEX

FIGURE 9

Document Path: E:\Apex\Huntersville\Figures\MXDs\Figure 9-Benzene Isoconcentration Map.mxd

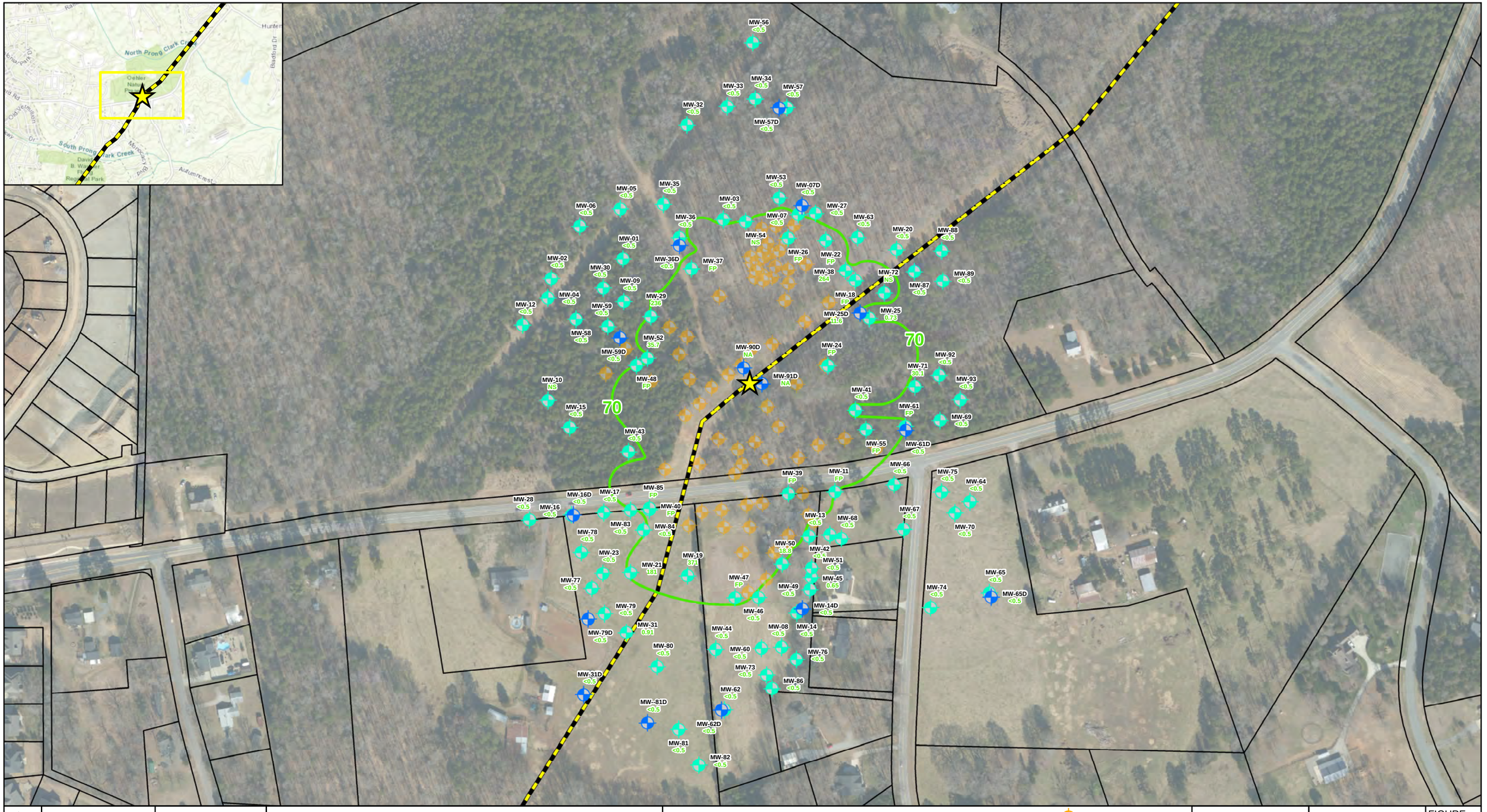

Checked By:	JM
Created By:	CW
Scale:	1 " = 225 FT
Date/Time:	07/29/2021; 09:09
Project No.:	CPC20126

Diisopropyl Ether Isoconcentration Map
Colonial Pipeline Company
2020-L1-SR2448
Huntersville, North Carolina

0 200 400 600 Feet

Release Site

Pipeline

70 Diisopropyl Ether Isocontour

<0.5 Constituent Not Detected Above Laboratory Practical Quantitation Limit

236 Diisopropyl Ether Concentration (µg/L)

FP = Free Product

NS = Not Sampled

NA = Not Applicable

µg/L = Micrograms per Liter

Recovery Well

Monitoring Well

Monitoring Well (Bedrock)

NCDEQ 2L Standard for Diisopropyl Ether is 70 µg/L

Bedrock Wells Not Used For Contouring

APEX

FIGURE 10

Document Path: E:\Apex\Huntersville\Figures\MXDs\Figure 10-Diisopropyl Ether Isoconcentration Map.mxd

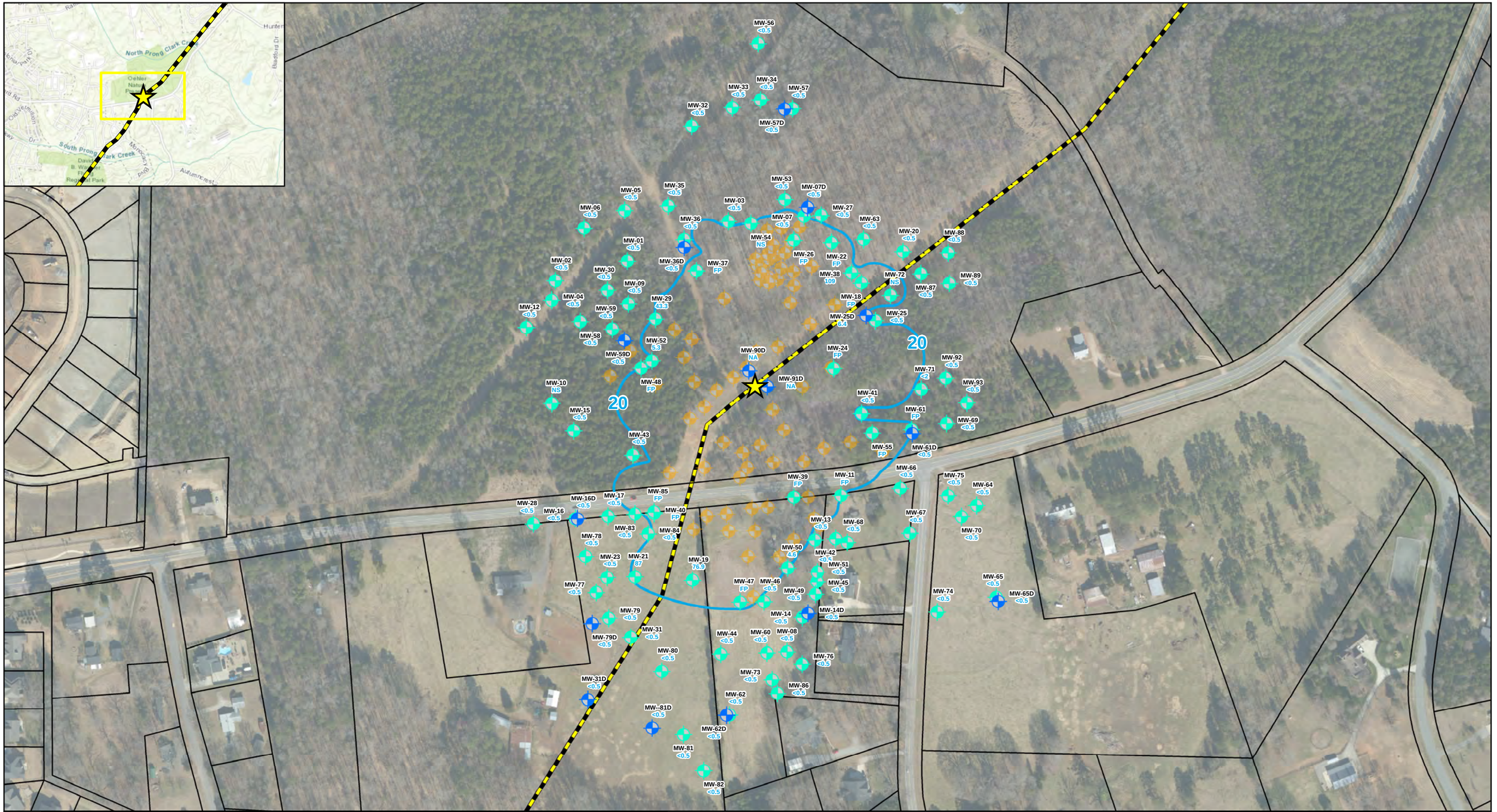

Checked By:	JM
Created By:	CW
Scale:	1 " = 225 FT
Date/Time:	07/29/2021; 09:10
Project No.:	CPC20126

Methyl-Tert Butyl Ether Isoconcentration Map

Colonial Pipeline Company

2020-L1-SR2448

Huntersville, North Carolina

0 200 400 600 Feet

Release Site

Pipeline

20 Methyl-Tert Butyl Ether Isocontour

<0.5 Constituent Not Detected Above Laboratory Practical Quantitation Limit

43.3 Methyl-Tert Butyl Ether Concentration (µg/L)

FP = Free Product

NS = Not Sampled

NA = Not Applicable

µg/L = Micrograms per Liter

Recovery Well

Monitoring Well

Monitoring Well (Bedrock)

NCDEQ 2L Standard for Methyl-Tert Butyl Ether is 20 µg/L

Bedrock Wells Not Used For Contouring

APEX

FIGURE 11

Document Path: E:\Apex\Huntersville\Figures\MXDs\Figure 11-MTBE Isoconcentration Map.mxd

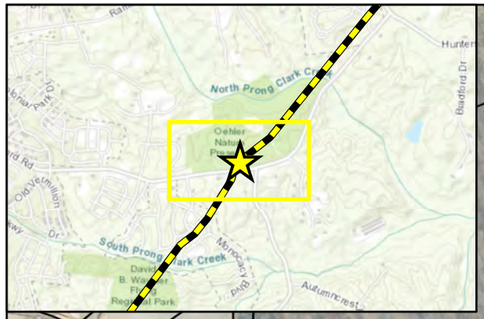

Checked By:	JM
Created By:	CW
Scale:	1 " = 225 FT
Date/Time:	07/29/2021; 09:11
Project No.:	CPC20126

Naphtahlene Isoconcentration Map
Colonial Pipeline Company
2020-L1-SR2448
Huntersville, North Carolina

0 200 400 600 Feet

Release Site

Pipeline

6 Napthalene Isocontour

<2 Constituent Not Detected Above Laboratory Practical Quantitation Limit

23.8 Naphthalene Concentration (µg/L)

FP = Free Product

NS = Not Sampled

NA = Not Applicable

µg/L = Micrograms per Liter

Recovery Well

Monitoring Well

Monitoring Well (Bedrock)

NCDEQ 2L Standard for Naphthalene is 6 µg/L

Bedrock Wells Not Used For Contouring

APEX

FIGURE 12

Document Path: E:\Apex\Huntersville\Figures\MXDs\Figure 12-Napthalene Isoconcentration Map.mxd

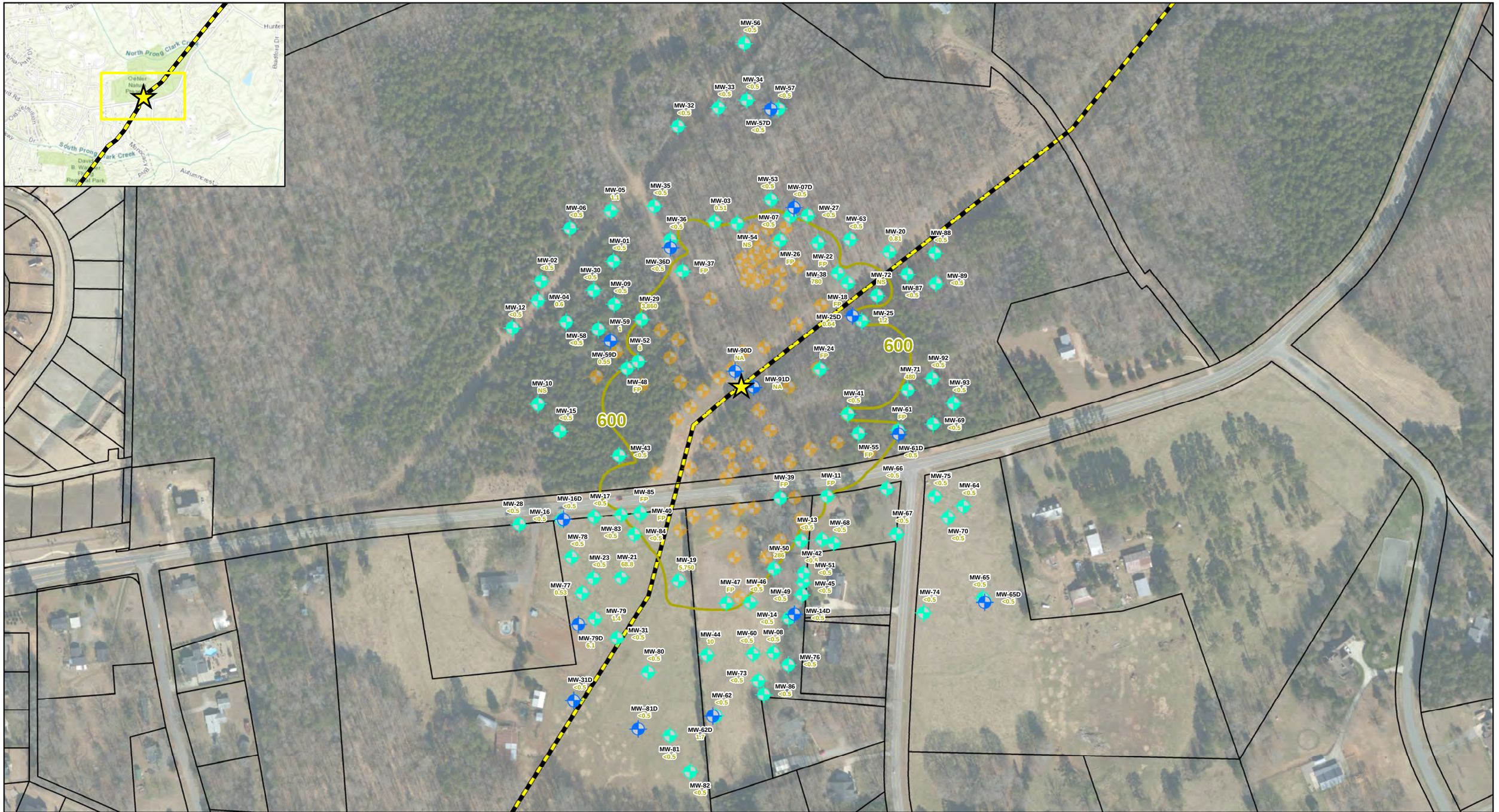

Checked By:	JM
Created By:	CW
Scale:	1 " = 225 FT
Date/Time:	07/29/2021; 09:11
Project No.:	CPC20126

Toluene Isoconcentration Map
Colonial Pipeline Company
2020-L1-SR2448
Huntersville, North Carolina

0 200 400 600 Feet

Release Site

Pipeline

600 Toluene Isocontour

<0.5 Constituent Not Detected Above Laboratory Practical Quantitation Limit

780 Toluene Concentration (µg/L)

FP = Free Product

NS = Not Sampled

NA = Not Applicable

µg/L = Micrograms per Liter

Recovery Well

Monitoring Well

Monitoring Well (Bedrock)

NCDEQ 2L Standard for Toluene is 600 µg/L

Bedrock Wells Not Used For Contouring

APEX

FIGURE 13

Document Path: E:\Apex\Huntersville\Figures\MXDs\Figure 13-Toluene Isoconcentration Map.mxd

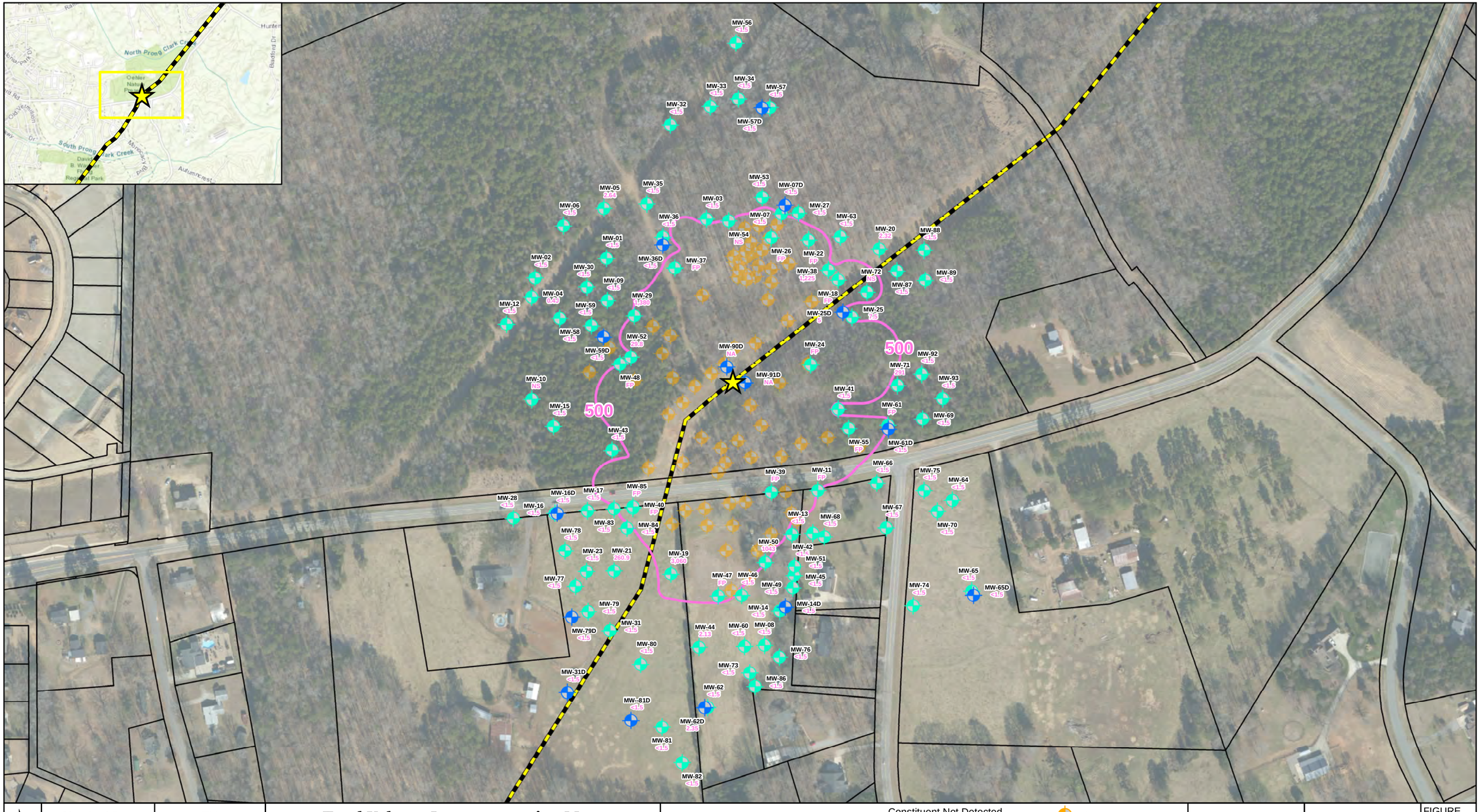

Checked By:	TN
Created By:	CW
Scale:	1 " = 225 FT
Date/Time:	07/29/2021; 09:11
Project No.:	CPC20126

Total Xylenes Isoconcentration Map
Colonial Pipeline Company
2020-L1-SR2448
Huntersville, North Carolina

0 200 400 600 Feet

Release Site

Pipeline

500 Total Xylenes Isocontour

<1.5 Constituent Not Detected Above Laboratory Practical Quantitation Limit

1380 Total Xylenes Concentration (µg/L)

FP = Free Product

NS = Not Sampled

NA = Not Applicable

µg/L = Micrograms per Liter

Recovery Well

Monitoring Well

Monitoring Well (Bedrock)

NCDEQ 2L Standard for Total Xylenes is 500 µg/L

Bedrock Wells Not Used For Contouring

APEX

FIGURE 14

Document Path: E:\Apex\Huntersville\Figures\MXDs\Figure 14-Total Xylenes Isoconcentration Map.mxd

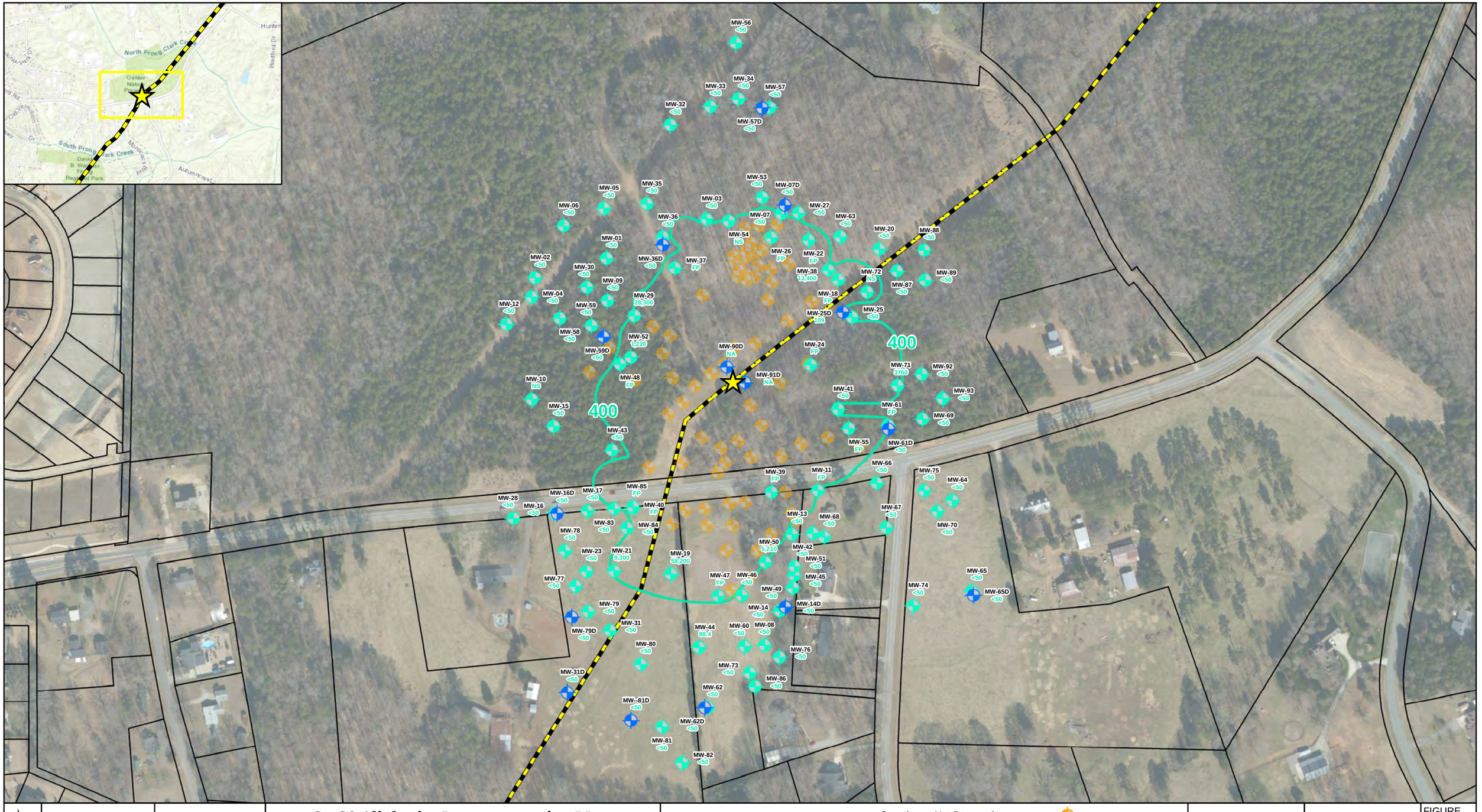

Checked By:	TN
Created By:	CW
Scale:	1 " = 225 FT
Date/Time:	07/29/2021; 09:12
Project No.:	CPC20126

C5-C8 Aliphatics Isoconcentration Map

Colonial Pipeline Company

2020-L1-SR2448

Huntersville, North Carolina

0 200 400 600 Feet

Release Site

Pipeline

–400– C5-C8 Aliphatics Isocontour (Dashed where Inferred)

<50 Constituent Not Detected Above Laboratory Practical Quantitation Limit

28300 C5-C8 Aliphatics Concentration (µg/L)

FP = Free Product

NS = Not Sampled

NA = Not Applicable

µg/L = Micrograms per Liter

Recovery Well

Monitoring Well

Monitoring Well (Bedrock)

NCDEQ 2L Standard for C5-C8 Aliphatics is 400 µg/L

Bedrock Wells Not Used For Contouring

APEX

FIGURE 15

Document Path: E:\Apex\Huntersville\Figures\MXDs\Figure 15-C5-C8 Aliphatics Isoconcentration Map.mxd

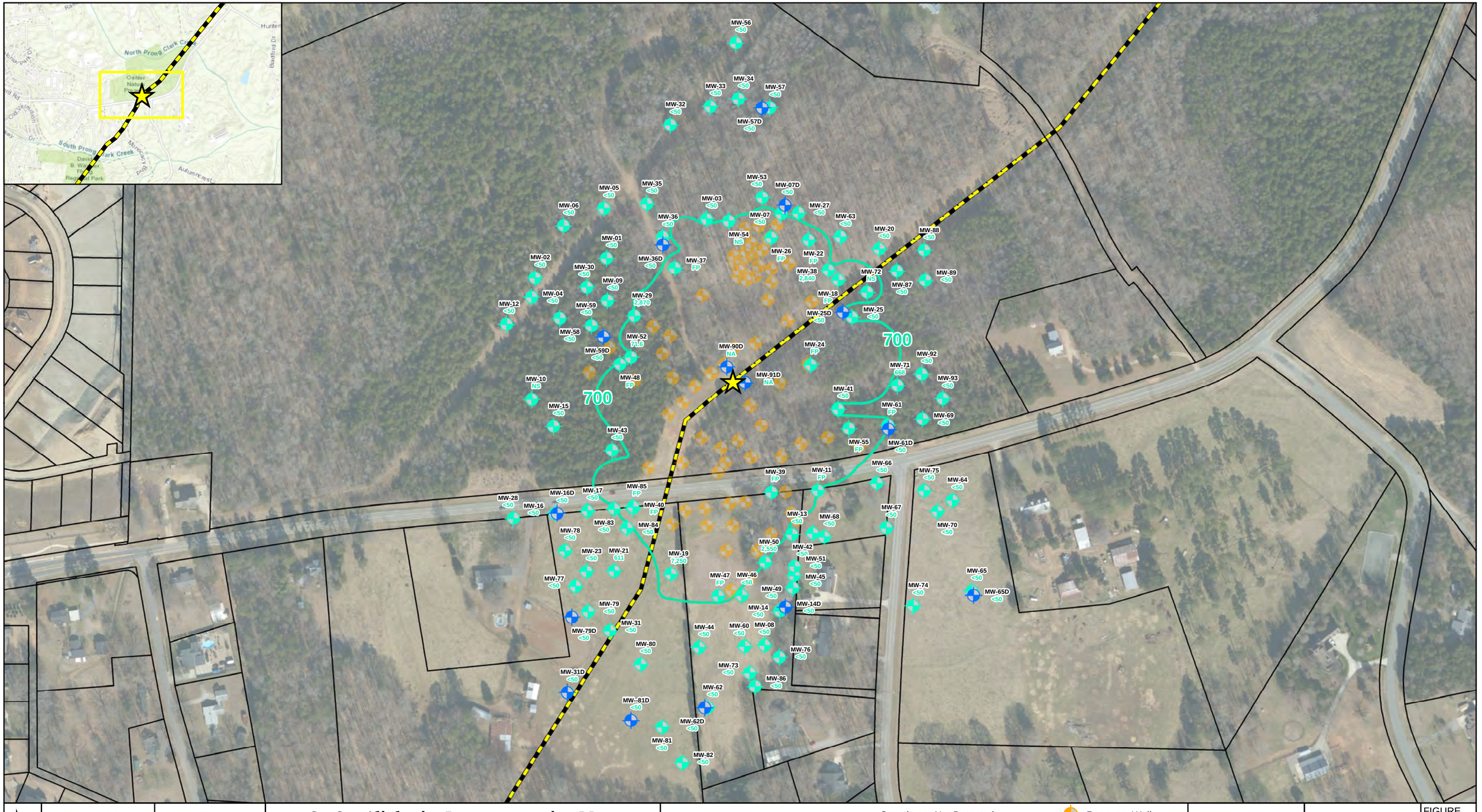

Checked By:	TN
Created By:	CW
Scale:	1 " = 225 FT
Date/Time:	07/29/2021; 09:13
Project No.:	CPC20126

C9-C12 Aliphatics Isoconcentration Map

Colonial Pipeline Company

2020-L1-SR2448

Huntersville, North Carolina

0 200 400 600 Feet

Release Site

Pipeline

700 C9-C12 Aliphatics Isocontour (Dashed where Inferred)

<50 Constituent Not Detected Above Laboratory Practical Quantitation Limit

71.6 C9-C12 Aliphatics Concentration (µg/L)

FP = Free Product

NS = Not Sampled

NA = Not Applicable

µg/L = Micrograms per Liter

Recovery Well

Monitoring Well

Monitoring Well (Bedrock)

NCDEQ 2L Standard for C9-C12 Aliphatics is 700 µg/L

Bedrock Wells Not Used For Contouring

APEX

FIGURE 16

Document Path: E:\Apex\Huntersville\Figures\MXDs\Figure 16-C9-C12 Aliphatics Isoconcentration Map.mxd

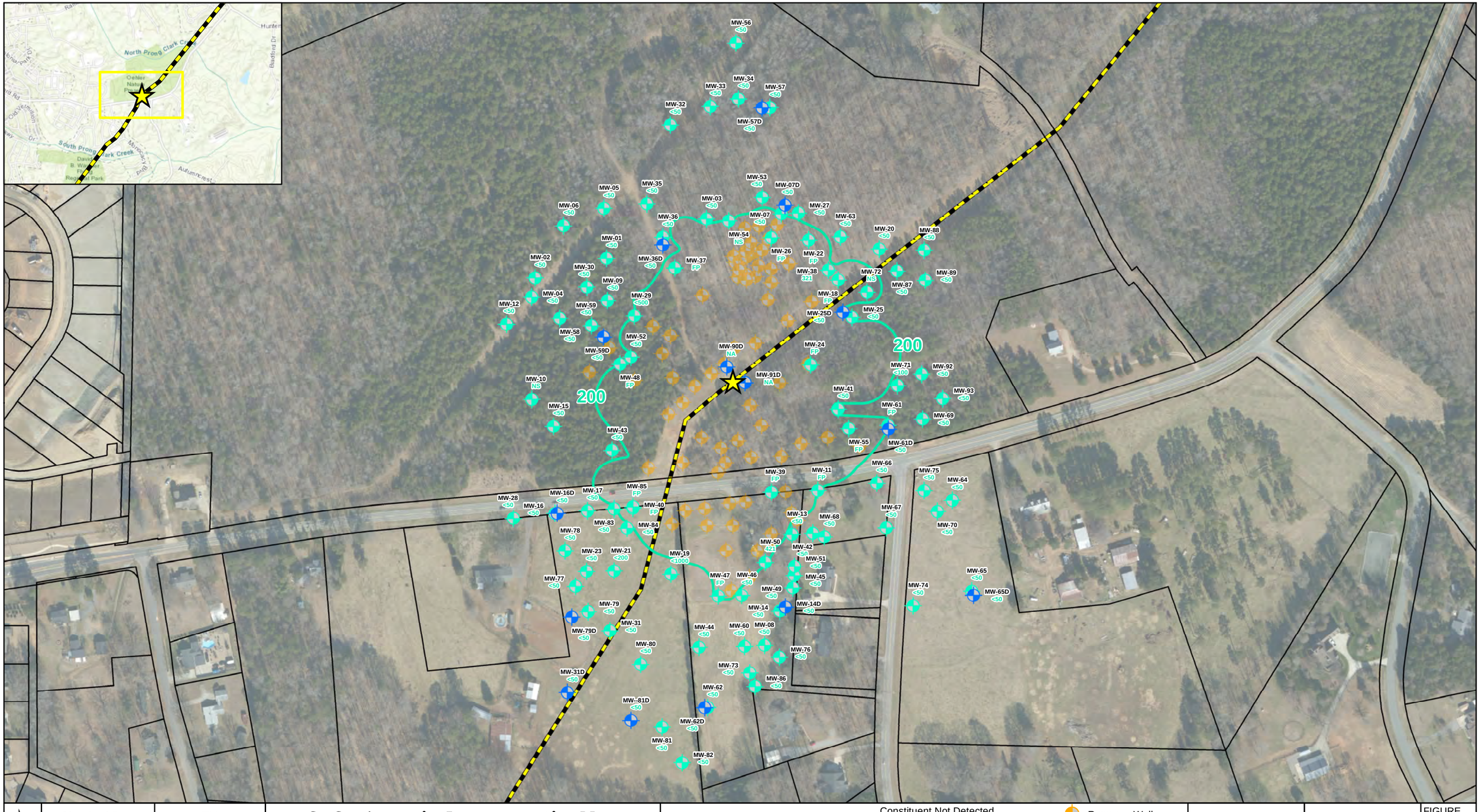

Checked By:	TN
Created By:	CW
Scale:	1 " = 225 FT
Date/Time:	07/29/2021; 09:13
Project No.:	CPC20126

C9-C10 Aromatics Isoconcentration Map

Colonial Pipeline Company

2020-L1-SR2448

Huntersville, North Carolina

0 200 400 600 Feet

Release Site

Pipeline

200 C9-C10 Aromatics Isocontour (Dashed where Inferred)

<50 Constituent Not Detected Above Laboratory Practical Quantitation Limit

421 C9-C10 Aromatics Concentration (µg/L)

FP = Free Product

NS = Not Sampled

NA = Not Applicable

µg/L = Micrograms per Liter

Recovery Well

Monitoring Well

Monitoring Well (Bedrock)

NCDEQ 2L Standard for C9-C10 Aromatics is 200 µg/L

Bedrock Wells Not Used For Contouring

APEX

FIGURE 17

Document Path: E:\Apex\Huntersville\Figures\MXDs\Figure 17-C9-C10 Aromatics Isoconcentration Map.mxd

13926B_HC_RD_20200816		13926B_HC_RD_20210209	
Chloroform	8.9	Chloroform	8.9
13926B_HC_RD_20200821		13926B_HC_RD_20210216	
Chloroform	8.4	Chloroform	9.0
13926B_HC_RD_20200902		13926B_HC_RD_20210223	
Chloroform	9.1	Chloroform	9.3
13926B_HC_RD_20200910		13926B_HC_RD_20210302	
Chloroform	7.6	Chloroform	7.8
13926B_HC_RD_20200916		13926B_HC_RD_20210309	
Chloroform	9.6	Chloroform	9.3
13926B_HC_RD_20200924		13926B_HC_RD_20210316	
Chloroform	9.8	Chloroform	8.7
13926B_HC_RD_20200930		13926B_HC_RD_20210323	
Chloroform	6.3	Chloroform	8.1
13926B_HC_RD_20201008		13926B_HC_RD_20210330	
Chloroform	9.3	Chloroform	7.5
13926B_HC_RD_20201015		13926B_HC_RD_20210406	
Chloroform	8.9	Chloroform	7.9
13926B_HC_RD_20201022		13926B_HC_RD_20210413	
Chloroform	8.7	Chloroform	8.5
13926B_HC_RD_20201029		13926B_HC_RD_20210420	
Chloroform	8.9	Chloroform	8.6
13926B_HC_RD_20201105		13926B_HC_RD_20210427	
Chloroform	9.2	Chloroform	8.8
13926B_HC_RD_20201119		13926B_HC_RD_20210504	
Chloroform	7	Chloroform	9.7
13926B_HC_RD_20201124		Chloroform	8.3
Chloroform	8.7	13926B_HC_RD_20210511	
13926B_HC_RD_20201201		Chloroform	8.3
Lead	6.6	13926B_HC_RD_20210518	
Chloroform	6.8	Chloroform	10
13926B_HC_RD_20201208		13926B_HC_RD_20210525	
Chloroform	9.2	Chloroform	9
13926B_HC_RD_20201215		13926B_HC_RD_20210601	
Chloroform	8.5	Chloroform	9.0
13926B_HC_RD_20201222		13926B_HC_RD_20210608	
Chloroform	6.4	Chloroform	8.6
13926B_HC_RD_20201229		13926B_HC_RD_20210615	
Chloroform	7.5	Chloroform	9.9
13926B_HC_RD_20210105		13926B_HC_RD_20210622	
Chloroform	11.5	Chloroform	9.2
13926B_HC_RD_2021112		13926B_HC_RD_20210629	
Chloroform	9.7	Chloroform	8.8
13926B_HC_RD_20210119		13926B_HC_RD_20210706	
Chloroform	8.8	Chloroform	9.5
13926B_HC_RD_20210126		13926B_HC_RD_20210713	
Chloroform	7.9	Chloroform	9.0
13926B_HC_RD_20210202			
Chloroform	9.0		

13800_HC_RD_20200827		13800_HC_RD_20201201	
Lead	109	Lead	7.8
13800_HC_RD_20200902		13800_HC_RD_20210126	
Lead	169	Lead	16.9
13800_HC_RD_20200910		13800_HC_RD_20210209	
Lead	55.2	Lead	5.1
13800_HC_RD_20200916		13800_HC_RD_20210316	
Lead	67	Lead	12.1
13800_HC_RD_20200924		13800_HC_RD_20210518	
Lead	23	Lead	6.3
13800_HC_RD_20201001		13800_HC_RD_20210629	
Lead	6.5	Lead	50.5
13800_HC_RD_20201112		13800_HC_RD_20210706	
Lead	5.4	Lead	5.0J
13800_HC_RD_20201119			
Lead	5.7		

13822_HC_RD_20200816	
Lead	53
13822_HC_RD_20200821	
Lead	14.2
13822_HC_RD_20200902	
Lead	11.6
13822_HC_RD_20200916	
Lead	14.3
13822_HC_RD_20200924	
Lead	8.9

14401_HC_RD_20201201	
Lead	5.8
14401_HC_RD_20210302	
Lead	10.4
14401_HC_RD_20210323	
Lead	5.5
14401_HC_RD_20210413	
Lead	20.4
14401_HC_RD_20210504	
Lead	5.1

14226_HC_RD_20201001	
Lead	6.1
14226_HC_RD_20210608	
Chloroform	0.57
14226_HC_RD_20210622	
Chloroform	0.35J

13712_HC_RD_20210302	
Lead	38.2

14000_LAWTHER_RD_20210302	
Chloroform	1.2

13926A_HC_RD_20201022	
Lead	5.2
13926A_HC_RD_20201029	
Lead	6.6
13926A_HC_RD_20201112	
Chloroform	8.2
13926A_HC_RD_20201119	
Lead	5.8
13926A_HC_RD_20201201	
Lead	5.9
13926A_HC_RD_20210209	
Lead	24.2
13926A_HC_RD_20210309	
Lead	7.3
13926A_HC_RD_20210608	
Lead	4.9
13926A_HC_RD_20210622	
Lead	6.2

14015_AC_RD_20200825	
Chloroform	1.5
14015_AC_RD_20200902	
Chloroform	4.4

13923_AC_RD_20200924	
Lead	5.5

13835_AC_RD_20200916		13835_AC_RD_20210511	
Bromodichloro-methane	1.7	Chloroform	0.67
Chloroform	7.4	13835_AC_RD_20210518	
13835_AC_RD_20200924		Chloroform	0.89
Lead	16.1	13835_AC_RD_20210525	
13835_AC_RD_20210126		Chloroform	0.74
Lead	15.4	13835_AC_RD_20210601	
13835_AC_RD_20210209		Chloroform	0.9
Lead	15.1	13835_AC_RD_20210608	
13835_AC_RD_20210223		Lead	4.7
Chloroform	0.57	Chloroform	0.88
13835_AC_RD_20210302		13835_AC_RD_20210615	
Chloroform	0.5	Chloroform	0.91
13835_AC_RD_20210309		13835_AC_RD_20210622	
Lead	13.5	Chloroform	0.84
Chloroform	0.54	Lead	7.5
13835_AC_RD_20210316		13835_AC_RD_20210629	
Lead	6.2	Chloroform	0.76
Chloroform	0.51	13835_AC_RD_20210706	
13835_AC_RD_20210406		Chloroform	0.99
Chloroform	0.52	13835_AC_RD_20210713	
13835_AC_RD_20210504		Chloroform	0.80
Chloroform	0.65		

1500 FT

500 FT

Data Sources: Mecklenburg County (Parcels, Streets, Zoning, Private Wells)

Information depicted is subject to change based on future site activites.

Checked By:	JM
Created By:	CW
Scale:	1 " = 550 FT
Created On:	07/29/2021; 09:19
Project No.:	CPC20126

Water Supply Well Sampling Results (Detections Only)

Colonial Pipeline Company

2020-L1-SR2448

Huntersville, North Carolina

0 550 1,100 1,650 Feet

Sampled Water Supply Wells:

- Release Site
- Parcel Boundaries
- Non-Potable Use Well
- Potable Use Well
- Inactive Use Well
- Abandoned Well

Note:
Well locations are approximated and sampling commenced once access was allowed.

APEX

FIGURE 18

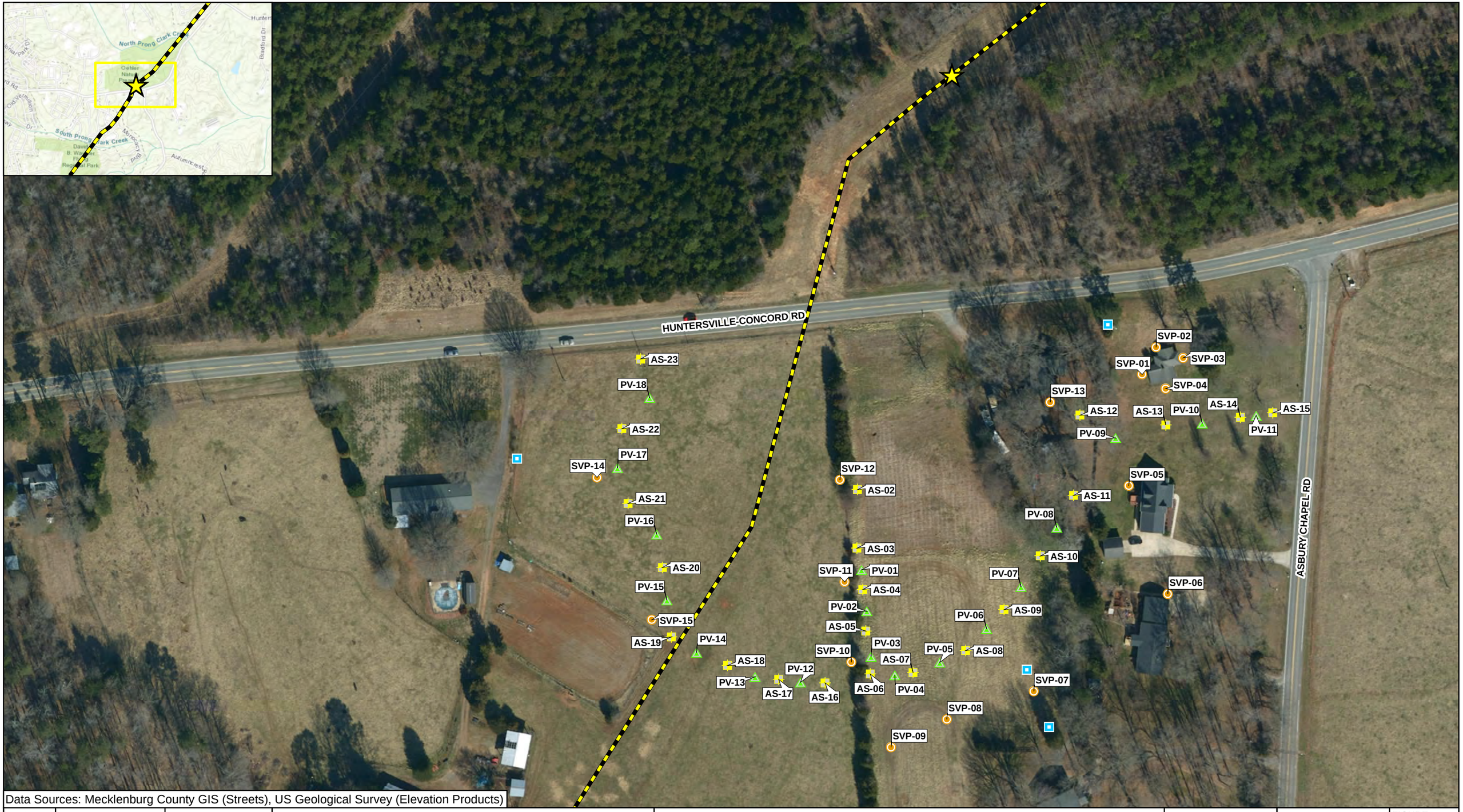

Data Sources: Mecklenburg County GIS (Streets), US Geological Survey (Elevation Products)

Checked By:	AS
Created By:	CW
Scale:	1 " = 100 FT
Date/Time:	07/22/2021; 09:52
Project No.:	CPC20126

Air Sparge System Layout
Colonial Pipeline Company
2020-L1-SR2448
Huntersville, North Carolina

0 100 200 300 Feet

Release Site
Pipeline
Air Sparge Well
Soil Vapor Extraction Well
Soil Vapor Monitoring Point
AreaRae Monitoring Station

APEX

FIGURE
19

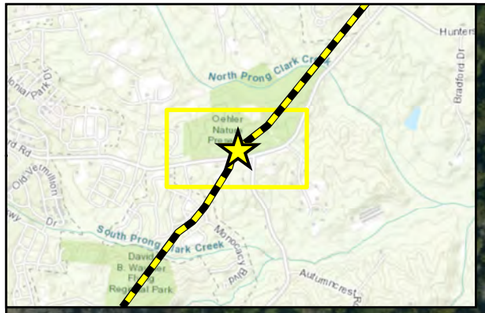

NHCW-19 NHCW-20 NHCW-18 NHCW-16 NHCW-22 NHCW-21 NHCW-24 NHCW-14 NHCW-17 NHCW-23 NHCW-26 NHCW-15 NHCW-25 NHCW-27 NHCW-13 NHCW-28 NHCW-12 NHCW-29 NHCW-11 NHCW-10 NHCW-09 NHCW-08 NHCW-07 NHCW-06 NHCW-05 NHCW-04 NHCW-03 NHCW-02 NHCW-01

RW-60 RW-61 RW-33 RW-59 RW-32 RW-58 RW-62 RW-57 RW-67 RW-27 RW-31 RW-63 RW-68 RW-66 RW-64 RW-65 RW-46 RW-69 RW-29 RW-30 RW-45 RW-07 RW-12 RW-19 RW-15 RW-08 RW-17 RW-39 RW-25 RW-13 RW-34 RW-40 RW-23 RW-47 RW-20 RW-18 RW-14 RW-21 RW-43 RW-16 RW-44 RW-10 RW-41 RW-42 RW-15 RW-36 RW-37 RW-48 RW-01 RW-38 RW-35 RW-02 RW-06 RW-22 RW-04 RW-24 RW-05 RW-51 RW-50 RW-11 RW-52 RW-53 RW-49 RW-28 RW-26 RW-54 RW-56 RW-55

HCW-03 HCW-02 HCW-01 HCW-24 HCW-07 HCW-05 HCW-23 HCW-04 HCW-08 HCW-09 HCW-06 HCW-10 HCW-12 HCW-13 HCW-11 HCW-22 HCW-21 HCW-27 HCW-16 HCW-14 HCW-09 HCW-19 HCW-17 HCW-03 HCW-18 HCW-26 HCW-25 HCW-20

HUNTERSVILLE-CONCORD RD

ASBURY CHAPEL RD

Data Sources: Mecklenburg County GIS (Streets)

Checked By:	AS
Created By:	CW
Scale:	1 " = 120 FT
Date/Time:	07/22/2021; 09:53
Project No.:	CPC20126

Recovery and Hydraulic Control Well System Layout
Colonial Pipeline Company
2020-L1-SR2448
Huntersville, North Carolina

0 120 240 360 Feet

Release Site
Pipeline
Recovery Well
Hydraulic Control Well

APEX

FIGURE
20

TABLES

Table 1
Summary of Pipeline Excavation Soil Sampling Results

Colonial Pipeline Company
2020-L1-SR2448
Huntersville, North Carolina

Lab Report	Sample ID	Sample Date	Volatile Organic Compounds (EPA 8260D) (mg/kg)																								MADEP VPH (mg/kg)			
			1,1,2-Trichloroethane	1,1-Dichloroethane	1,2,3-Trimethylbenzene	1,2,4-Trimethylbenzene	1,3,5-Trimethylbenzene	2-Butanone (MEK)	Acetone	Benzene	Chlorobenzene	Chloroform	Diisopropyl ether	Ethylbenzene	Isopropylbenzene (Cumene)	Methyl-tert-butyl ether	Methylene Chloride	Naphthalene	Styrene	Tetrachloroethene	Toluene	o-Xylene	Xylene (Total)	n-Butylbenzene	n-Propylbenzene	p-Isopropyltoluene	sec-Butylbenzene	Aliphatic (C05-C08)	Aliphatic (C09-C12)	Aromatic (C09-C10), Unadjusted	Total VPH
Soil-to-Water MSCCs			**0.0032**	**0.0019**	**NE**	**6.6**	**6.6**	**16**	**24**	**0.0072**	**0.44**	**0.34**	**0.32**	**8.0**	**1.3**	**0.085**	**0.023**	**0.2**	**0.9**	**0.0050**	**6.0**	**6.0**	**6.0**	**2.4**	**1.4**	**NE**	**2.2**	**68**	**540**	**31**	**NE**
Residential MSCCs			**11.6**	**7.29**	**NE**	**156**	**156**	**9,380**	**14,000**	**12**	**312**	**21**	**NE**	**60.3**	**1,560**	**156**	**93.8**	**5.5**	**3,120**	**93.8**	**3,120**	**3,120**	**3,120**	**782**	**1,560**	**NE**	**1,560**	**625**	**1,560**	**469**	**NE**
Industrial / Commercial MSCCs			**57.3**	**35.9**	**NE**	**2,330**	**2,330**	**140,000**	**210,000**	**59.4**	**4,670**	**105**	**2,330**	**297**	**23,330**	**1,810**	**1,400**	**27**	**46,700**	**1,400**	**46,700**	**46,700**	**46,700**	**11,600**	**23,300**	**NE**	**23,300**	**9,340**	**23,300**	**7,000**	**NE**
92506678	North Wall	11/17/2020	<0.00446	<0.00446	<0.00891	**0.00441J**	<0.00891	<0.178	<0.0891	**0.0203**	<0.00446	<0.00446	<0.00178	**0.00665**	<0.00446	**0.000981J**	<0.0446	<0.0224	<0.0224	<0.00446	**0.0666**	NA	**0.0323**	<0.0224	<0.00891	<0.00891	<0.0224	<8.65	<8.65	<8.65	<8.65
92506678	South Wall	11/17/2020	<0.00649	<0.00649	<0.0130	**0.00538J**	<0.0130	<0.259	<0.130	**0.0222**	<0.00649	<0.00649	<0.00259	**0.0168**	<0.00649	**0.0582**	**0.0178J**	<0.0324	<0.0324	<0.00649	**0.147**	NA	**0.0722**	<0.0324	<0.0130	<0.0130	<0.0324	<8.64	<8.64	<8.64	<8.64
92506486	0-B	11/15/2020	<0.00450	<0.00450	**0.0508**	**0.0784**	**0.0350**	<0.180	<0.0901	**0.00225**	<0.00450	<0.00450	<0.00180	**0.00411J**	**0.000995J**	<0.00180	<0.0450	**0.122**	<0.0225	<0.00450	**0.0108**	NA	**0.0286**	<0.0225	**0.00368J**	**0.0119**	**0.00541J**	<9.22	**4.63J**	<9.22	**4.63J**
92506486	0-E	11/15/2020	<0.00431	<0.00431	<0.00862	**0.00281J**	<0.00862	<0.172	<0.0862	<0.00172	<0.00431	<0.00431	<0.00172	**0.00150J**	<0.00431	**0.00248**	<0.0431	<0.0216	**0.000412J**	<0.00431	**0.00252J**	NA	**0.00179J**	<0.0216	<0.00862	<0.00862	<0.0216	<8.68	<8.68	<8.68	<8.68
92506486	0-W	11/15/2020	<0.00440	<0.00440	**0.0132**	**0.0372**	**0.0159**	<0.176	<0.0880	**0.138**	<0.00440	<0.00440	**0.00525**	**0.0284**	**0.00161J**	**0.000880J**	<0.0440	<0.0220	<0.0220	<0.00440	**0.518**	NA	**0.287**	<0.0220	**0.00498J**	<0.00880	<0.0220	**3.97J**	<8.86	<8.86	**3.97J**
92506486	25-B	11/15/2020	<0.00451	<0.00451	**0.0341**	**0.101**	**0.0466**	<0.181	<0.0903	**0.0143**	<0.00451	<0.00451	<0.00181	**0.0312**	**0.00289J**	<0.00181	<0.0451	<0.0226	<0.0226	<0.00451	**0.136**	NA	**0.226**	<0.0226	**0.0155**	<0.00903	<0.0226	**4.26J**	**3.34J**	<8.83	**7.60J**
92506486	25-E	11/15/2020	<0.00472	<0.00472	<0.00945	**0.00316J**	<0.00945	<0.189	<0.0945	**0.00185J**	<0.00472	<0.00472	<0.00189	**0.00171J**	<0.00472	**0.00148J**	<0.0472	<0.0236	<0.0236	<0.00472	**0.00584J**	NA	**0.00282J**	<0.0236	<0.00945	<0.00945	<0.0236	**4.57J**	<9.48	<9.48	**4.57J**
92506486	25-W	11/15/2020	<0.00444	<0.00444	**0.0436**	**0.131**	**0.0356**	<0.178	<0.0889	**0.444**	<0.00444	<0.00444	**0.0509**	**0.180**	**0.00685**	**0.00624**	<0.0444	<0.0222	<0.0222	<0.00444	**1.71**	NA	**0.921**	<0.0222	**0.0233**	<0.00889	<0.0222	**7.03J**	**3.99J**	<8.68	**11.0**
92506486	50-B	11/15/2020	<0.00425	<0.00425	**0.00464J**	**0.0145**	**0.00747J**	<0.170	<0.0851	**0.00650**	<0.00425	<0.00425	<0.00170	**0.00541**	<0.00425	<0.00170	<0.0425	<0.0213	<0.0213	<0.00425	**0.0446**	NA	**0.0487**	<0.0213	**0.00185J**	<0.00851	<0.0213	**3.35J**	**4.55J**	<8.59	**7.90J**
92506486	50-E	11/15/2020	<0.0358	<0.0358	<0.0716	**0.0498J**	<0.0716	<1.43	<0.716	**0.0281**	<0.0358	<0.0358	<0.0143	**0.0115J**	**0.0392**	<0.0143	<0.358	**1.03**	<0.179	<0.0358	**0.0682J**	NA	**0.0510J**	**0.240**	<0.0716	<0.0716	**0.0542J**	**5.30J**	<8.99	<8.99	**5.30J**
92506486	50-W	11/15/2020	<0.0354	<0.0354	**61.7**	**219**	**63.8**	<1.41	<0.707	**10.8**	<0.0354	<0.0354	<0.0141	**130**	**11.1**	**0.251**	<0.354	**22.8**	<0.177	<0.0354	**285**	NA	**735**	**11.8**	**45.2**	**2.44**	**4.10**	**1,300**	**1,360**	**567**	**3240**
92506486	75-B	11/16/2020	<0.00425	<0.00425	<0.00850	<0.00850	<0.00850	<0.170	<0.0850	**0.00534**	<0.00425	<0.00425	<0.00170	<0.00425	<0.00425	**0.000623J**	<0.0425	<0.0213	<0.0213	<0.00425	**0.0182**	NA	**0.00566J**	<0.0213	<0.00850	<0.00850	<0.0213	**3.34J**	**3.42J**	<8.30	**6.76J**
92506486	75-E	11/16/2020	<0.00450	<0.00450	<0.00897	**0.00445J**	<0.00897	<0.179	<0.0897	**0.0410**	<0.00450	<0.00450	<0.00179	**0.00812**	<0.00450	<0.00179	**0.0268J**	<0.0224	<0.0224	<0.00450	**0.0999**	NA	**0.0240**	<0.0224	<0.00897	<0.00897	<0.0224	**3.25J**	<8.46	<8.46	**3.25J**
92506486	75-W	11/16/2020	<0.0330	<0.0330	**40.5**	**143**	**40.0**	<1.32	<0.659	**7.53**	<0.0330	<0.0330	<0.0132	**60.6**	**7.43**	**0.149**	<0.330	**15.7**	<0.165	<0.0330	**148**	NA	**346**	**6.61**	**29.2**	**1.56**	**2.78**	**3,960**	**4,460**	**2,010**	**10400**
92506486	100-B	11/16/2020	<0.00360	<0.00360	**0.00308J**	**0.00729**	**0.00390J**	<0.144	<0.0719	**0.00657**	<0.00360	<0.00360	<0.00144	**0.00108J**	<0.00360	<0.00144	<0.0360	<0.0180	<0.0180	<0.00360	**0.0164**	NA	**0.00749J**	<0.0180	<0.00719	<0.00719	<0.0180	**16.4**	<7.15	<7.15	**16.4**
92506486	100-E	11/16/2020	<0.00436	<0.00436	**0.00341J**	**0.0190**	**0.00981**	<0.174	<0.0871	**0.147**	<0.00436	<0.00436	<0.00174	**0.0373**	**0.00111J**	<0.00174	<0.0436	<0.0218	<0.0218	<0.00436	**0.420**	NA	**0.156**	<0.0218	**0.00850J**	<0.00871	<0.0218	**3.58J**	<8.81	<8.81	**3.58J**
92506486	100-W	11/16/2020	<0.00505	<0.00505	**0.0595**	**0.148**	**0.0492**	<0.202	<0.101	**0.786**	<0.00505	<0.00505	**0.138**	**0.0593**	**0.00106J**	**0.0125**	**0.0380J**	<0.0253	<0.0253	<0.00505	**1.98**	NA	**1.33**	<0.0253	**0.00211J**	<0.0101	<0.0253	**6.10J**	**4.63J**	<9.61	**10.7**
92506486	125-B	11/16/2020	<0.00328	<0.00328	**0.00423J**	**0.00767**	**0.00498J**	<0.131	<0.0655	**0.0949**	<0.00328	<0.00328	<0.00131	<0.00328	<0.00328	**0.00117J**	<0.0328	<0.0164	<0.0164	<0.00328	**0.152**	NA	**0.0761**	<0.0164	<0.00655	<0.00655	<0.0164	**8.05**	<6.54	<6.54	**8.05**
92506486	125-E	11/16/2020	<0.00308	<0.00308	<0.00616	<0.00616	<0.00616	<0.123	<0.0616	**0.0172**	<0.00308	<0.00308	<0.00123	**0.00155J**	<0.00308	<0.00123	<0.0308	<0.0154	<0.0154	<0.00308	**0.0362**	NA	**0.0103**	<0.0154	<0.00616	<0.00616	<0.0154	**2.53J**	<6.39	<6.39	**2.53J**
92506486	125-W	11/16/2020	<0.00376	<0.00376	<0.00752	<0.00752	<0.00752	<0.150	<0.0752	**0.0172**	<0.00376	<0.00376	**0.0119**	<0.00376	<0.00376	<0.00150	<0.0376	<0.0188	<0.0188	<0.00376	**0.00585J**	NA	**0.0156**	<0.0188	<0.00752	<0.00752	<0.0188	<7.58	<7.58	<7.58	<7.58
92506486	150-B	11/16/2020	<0.139	<0.139	**20.2**	**69.2**	**21.6**	<5.58	<2.79	**4.63**	<0.139	**0.656**	**0.386**	**30.8**	**2.86**	<0.0558	<1.39	**5.33**	<0.697	<0.139	**49.2**	NA	**206**	**3.68**	**13.8**	**0.663**	**1.36**	**894**	**472**	**216**	**1580**
92506486	150-E	11/16/2020	<0.00342	<0.00342	**0.00491J**	<0.00684	**0.00346J**	<0.137	<0.0684	**0.083**	<0.00342	<0.00342	<0.00137	**0.00137J**	<0.00342	<0.00137	<0.0342	<0.0171	<0.0171	<0.00342	**0.0553**	NA	**0.0480**	<0.0171	<0.00684	<0.00684	<0.0171	**3.86J**	<6.99	<6.99	**3.86J**
92506486	150-W	11/16/2020	<0.00342	<0.00342	**0.150**	**0.120**	**0.0858**	<0.149	<0.0684	**0.436**	<0.00342	<0.00372	<0.00137	**0.00137J**	**0.00465**	**0.0320**	<0.0372	<0.0171	<0.0171	<0.00342	**0.0553**	NA	**0.0480**	<0.0171	<0.00684	<0.00684	<0.0171	**4.46J**	**3.68J**	<6.99	**3.86J**
92506486	175-B	11/16/2020	<0.0572	<0.0572	**44.9**	**141**	**49.1**	**23.1**	<1.14	**10.8**	<0.0572	**1.84**	<0.0229	**87.8**	**6.85**	<0.0229	<0.572	**25.3**	<0.286	<0.0572	**136**	NA	**559**	**8.44**	**32.5**	**1.40**	**2.37**	**2,750**	**2,250**	**650**	**2250**
92506486	175-E	11/16/2020	<0.0295	<0.0295	**7.04**	**23.6**	**7.12**	<1.18	<0.589	**2.03**	<0.0295	<0.0295	**1.77**	**10.9**	**0.854**	**0.239**	<0.295	**2.93**	<0.147	<0.0295	**18.4**	NA	**68.5**	**1.06**	**4.42**	**0.243**	**0.442**	**1,800**	**2,610**	**725**	**4400**
92506486	175-W	11/16/2020	<0.127	<0.127	**84.5**	**277**	**98**	<5.08	<2.54	**27.4**	<0.127	<0.127	**11.0**	**193**	**16.1**	**0.588**	<1.27	**29.2**	<0.635	<0.127	**348**	NA	**1,250**	**14.2**	**68.5**	**2.64**	**4.78**	**4,800**	**4,720**	**686**	**9520**
92506678	200-B	11/17/2020	<0.00444	<0.00444	**0.783**	**0.904**	**0.799**	<0.178	<0.0888	**0.527**	<0.00444	<0.00444	**2.25**	**0.0296**	**0.00408J**	**0.233**	<0.0444	**0.0827**	<0.0222	<0.00444	**0.609**	<7.2	**2.89**	<0.0222	**0.0101**	**0.0277**	**0.0121J**	**26.1**	**16.0**	**3.43J**	**42.1**
92506678	200-E	11/17/2020	<0.0711	<0.0711	**136**	**495**	**149**	<2.84	<1.42	**56.2**	**0.353**	<0.0711	**22.9**	**398**	**19.8**	**1.49**	<0.711	**59.5**	<0.356	<0.0711	**877**	<6.3	**2,210**	**27.2**	**106**	**4.31**	**8.25**	**8,490**	**4,310**	**1,480**	**14300**
92506678	200-W	11/17/2020	<0.0734	<0.0734	**96.4**	**348**	**105**	<2.94	<1.47	**10.1**	**0.308**	<0.0734	**3.35**	**153**	**14.7**	**0.280**	<0.734	**43.7**	<0.367	**0.0945**	**201**	**3.6**	**997**	**19.8**	**68.5**	**3.13**	**6.83**	**1,930**	**3,820**	**1,150**	**5750**
92506678	225-B	11/17/2020	<0.182	<0.182	**103**	**354**	**110**	<7.30	<3.65	**9.34**	<0.182	<0.182	**1.13**	**190**	**2.36**	<0.0730	<1.82	**12.7**	<0.912	<0.182	**312**	<4.6	**1,190**	**3.93**	**68.6**	**0.641**	**1.21**	**2,470**	**1,160**	**696**	**4330**
92506678	225-E	11/17/2020	<0.0823	<0.0823	**96.8**	**315**	**90.4**	<3.29	<1.65	**60.4**	<0.0823	<0.0823	**3.42**	**199**	**29.8**	**0.497**	<0.823	**45.6**	<0.412	<0.0823	**517**	<5	**1,100**	**22.9**	**102**	**5.10**	**9.63**	**5,090**	**6,240**	**1,500**	**11300**
92506678	225-W	11/17/2020	<0.0834	<0.0834	**129**	**439**	**125**	<3.34	<1.67	**49.1**	**0.395**	<0.0834	**2.77**	**310**	**34.2**	**0.225**	<0.834	**60.9**	<0.417	<0.0834	**661**	<5.5	**1,700**	**25.4**	**104**	**5.49**	**10.6**	**6,790**	**4,680**	**1,700**	**13200**
92506678	250-B	11/17/2020	<0.0824	<0.0824	**79.7**	**260**	**78.1**	<3.29	<1.65	**42.2**	<0.0824	<0.0824	**3.28**	**130**	**13.6**	**0.336**	<0.824	**32.8**	<0.413	<0.0824	**344**	<4.9	**705**	**13.5**	**55.2**	**2.95**	**4.61**	**44.5**	**38.2**	**25.7**	**108**
92506678	250-E	11/17/2020	<0.00437	<0.00437	**0.267**	**0.743**	**0.190**	**0.490**	**1.87**	**1.90**	<0.00437	<0.00437	**0.106**	**0.571**	**0.0206**	**0.0462**	<0.0437	**0.146**	<0.0219	<0.00437	**6.45**	<5.5	**3.45**	**0.0101J**	**0.0832**	<0.00875	<0.0219	**13.0**	**5.25J**	**3.41J**	**21.7**
92506678	250-W	11/17/2020	<0.0927	<0.0927	**148**	**519**	**146**	<3.71	<1.85	**64.0**	**0.391**	<0.0927	**9.94**	**413**	**35.7**	**0.590**	<0.927	**65.2**	<0.464	<0.0927	**935**	<5.5	**2,150**	**24.3**	**116**	**5.33**	**9.09**	**8,610**	**6,250**	**2,180**	**17100**
92506678	275-B	11/17/2020	<0.0832	<0.0832	**75.1**	**243**	**72.6**	<3.33	<1.66	**28.6**	<0.0832	<0.0832	**0.519**	**86.2**	**10.6**	**0.0419**	<0.832	**23.0**	<0.416	<0.0832	**285**	**501**	**469**	**11.9**	**53.6**	**2.43**	**4.03**	**2,660**	**1,230**	**636**	**4530**
92506678	275-E	11/17/2020	<0.00426	<0.00426	**0.159**	**0.461**	**0.134**	<0.170	**0.0871**	**1.08**	<0.00426	<0.00426	**0.0553**	**0.0657**	**0.00294J**	**0.00911**	<0.0426	**0.0349**	<0.0214	<0.00426	**2.86**	<4.9	**2.67**	<0.0214	**0.00673J**	<0.00852	<0.0214	**10.6**	**7.65J**	**4.10J**	**22.3**
92506678	275-W	11/17/2020	<0.00369	<0.00369	**0.548**	**1.58**	**0.416**	**0.428**	**1.13**	**1.33**	<0.00369	<0.00369	**0.273**	**0.820**	**0.0450**	**0.0826**	<0.0369	**0.400**	<0.0184	<0.00369	**6.22**	<5	**4.61**	**0.0503**	**0.226**	**0.0113**	**0.0181J**	**409**	**656**	**241**	**1070**
92506678	300-B	11/17/2020	<0.0792	<0.0792	**0.190**	**0.738**	**0.231**	<3.17	<1.58	**0.342**	<0.0792	<0.0792	<0.0317	<0.0791	**0.0769J**	<0.0317	<0.792	**1.70**	<0.396	<0.0792	**0.720**	<7.7	**0.402**	**0.250J**	**0.121J**	<0.158	<0.396	**16.9**	**2.85J**	<7.91	**19.8**

Table 1
Summary of Pipeline Excavation Soil Sampling Results

Colonial Pipeline Company
2020-L1-SR2448
Huntersville, North Carolina

Lab Report	Sample ID	Sample Date	Volatile Organic Compounds (EPA 8260D) (mg/kg)																								MADEP VPH (mg/kg)			
			1,1,2-Trichloroethane	1,1-Dichloroethane	1,2,3-Trimethylbenzene	1,2,4-Trimethylbenzene	1,3,5-Trimethylbenzene	2-Butanone (MEK)	Acetone	Benzene	Chlorobenzene	Chloroform	Diisopropyl ether	Ethylbenzene	Isopropylbenzene (Cumene)	Methyl-tert-butyl ether	Methylene Chloride	Naphthalene	Styrene	Tetrachloroethene	Toluene	o-Xylene	Xylene (Total)	n-Butylbenzene	n-Propylbenzene	p-Isopropyltoluene	sec-Butylbenzene	Aliphatic (C05-C08)	Aliphatic (C09-C12)	Aromatic (C09-C10), Unadjusted	Total VPH
Soil-to-Water MSCCs			**0.0032**	**0.0019**	**NE**	**6.6**	**6.6**	**16**	**24**	**0.0072**	**0.44**	**0.34**	**0.32**	**8.0**	**1.3**	**0.085**	**0.023**	**0.2**	**0.9**	**0.0050**	**6.0**	**6.0**	**6.0**	**2.4**	**1.4**	**NE**	**2.2**	**68**	**540**	**31**	**NE**
Residential MSCCs			**11.6**	**7.29**	**NE**	**156**	**156**	**9,380**	**14,000**	**12**	**312**	**21**	**NE**	**60.3**	**1,560**	**156**	**93.8**	**5.5**	**3,120**	**93.8**	**3,120**	**3,120**	**3,120**	**782**	**1,560**	**NE**	**1,560**	**625**	**1,560**	**469**	**NE**
Industrial / Commercial MSCCs			**57.3**	**35.9**	**NE**	**2,330**	**2,330**	**140,000**	**210,000**	**59.4**	**4,670**	**105**	**2,330**	**297**	**23,330**	**1,810**	**1,400**	**27**	**46,700**	**1,400**	**46,700**	**46,700**	**46,700**	**11,600**	**23,300**	**NE**	**23,300**	**9,340**	**23,300**	**7,000**	**NE**
92506678	300-E	11/17/2020	<0.00437	<0.00437	**0.0190**	**0.0619**	**0.0193**	<0.175	**0.0656J**	**0.550**	<0.00437	<0.00437	**0.0207**	**0.0232**	**0.000917J**	**0.00327**	<0.0437	<0.0218	<0.0218	<0.00437	**1.39**	<5.7	**0.508**	<0.0218	<0.00873	<0.00873	<0.0218	**4.77J**	**3.86J**	<10.7	**8.63J**
92506678	300-W	11/17/2020	<0.00396	<0.00396	**0.155**	**0.402**	**0.0959**	<0.158	**0.119**	**1.30**	<0.00396	<0.00396	**0.302**	**0.407**	**0.0110**	**0.0942**	<0.0396	**0.0750**	<0.0198	<0.00396	**4.34**	<7.7	**2.71**	<0.0198	**0.0344**	<0.00792	<0.0198	**11.8**	**5.66J**	**2.89J**	**20.3**
92506678	325-B	11/17/2020	<0.00397	<0.00397	**0.0752**	**0.0622**	**0.0893**	<0.159	<0.0793	**0.115**	<0.00397	<0.00397	**0.00192**	**0.00370J**	<0.00397	<0.00159	<0.0397	<0.0198	<0.0198	<0.00397	**0.179**	**554**	**0.219**	<0.0198	**0.00153J**	<0.00793	<0.0198	**25.6**	<8.43	**3.29J**	**28.9**
92506678	325-E	11/17/2020	<0.00399	<0.00399	<0.00799	**0.00518J**	**0.00356J**	<0.160	<0.0799	**0.0659**	<0.00399	<0.00399	<0.00160	<0.00399	<0.00399	**0.00460**	<0.0399	<0.0200	<0.0200	<0.00399	**0.118**	<5.1	**0.0473**	<0.0200	<0.00799	<0.00799	<0.0200	<7.86	<7.86	<7.86	<7.86
92506678	325-W	11/17/2020	<0.00384	<0.00384	**0.228**	**0.668**	**0.178**	<0.154	<0.0769	**1.08**	<0.00384	<0.00384	**0.0787**	**0.210**	**0.00781**	**0.0125**	<0.0384	**0.0962**	<0.0193	<0.00384	**3.77**	<5	**2.26**	**0.00819J**	**0.0264**	**0.00399J**	<0.0193	**11.1**	**5.62J**	**3.87J**	**20.7**
92506678	350-B	11/17/2020	<0.00415	<0.00415	**0.00690J**	**0.00543J**	**0.00629J**	<0.166	<0.0830	**0.00239**	<0.00415	<0.00415	<0.00166	**0.00148J**	<0.00415	<0.00166	<0.0415	<0.0207	<0.0207	<0.00415	**0.0135**	NA	**0.0231**	<0.0207	<0.00830	<0.00830	<0.0207	**5.74J**	<8.46	<8.46	**5.74J**
92506678	350-E	11/17/2020	<0.00394	<0.00394	<0.00788	<0.00788	<0.00788	<0.158	<0.0788	**0.00616**	<0.00394	<0.00394	<0.00158	<0.00394	<0.00394	<0.00158	<0.0394	<0.0197	<0.0197	<0.00394	**0.00708J**	<4.9	**0.00252J**	<0.0197	<0.00788	<0.00788	<0.0197	<7.87	<7.87	<7.87	<7.87
92506678	350-W	11/17/2020	<0.00388	<0.00388	<0.00776	**0.00318J**	<0.00776	<0.155	<0.0776	**0.0379**	<0.00388	<0.00388	<0.00155	<0.00388	<0.00388	<0.00155	<0.0388	<0.0194	<0.0194	<0.00388	**0.0641**	<4.9	**0.0318**	<0.0194	<0.00776	<0.00776	<0.0194	**3.21J**	<9.48	<9.48	**3.21J**
92506678	375-B	11/17/2020	<0.00515	<0.00515	<0.0103	**0.00345J**	<0.0103	<0.206	<0.103	**0.00365**	<0.00515	<0.00515	<0.00206	<0.00515	<0.00515	<0.00206	<0.0515	<0.0257	<0.0257	<0.00515	**0.00875J**	<5.4	**0.00679J**	<0.0257	<0.0103	<0.0103	<0.0257	**4.45J**	<8.76	<8.76	**4.45J**
92506678	375-E	11/17/2020	<0.00458	<0.00458	**0.00527J**	**0.00810J**	<0.00915	<0.183	<0.0915	**0.0310**	<0.00458	<0.00458	<0.00183	<0.00458	<0.00458	<0.00183	<0.0458	<0.0229	<0.0229	<0.00458	**0.0544**	<4.3	**0.0378**	<0.0229	<0.00915	<0.00915	<0.0229	**4.46J**	<8.93	<8.93	**4.46J**
92506678	375-W	11/17/2020	<0.00407	<0.00407	**0.00320J**	<0.00813	<0.00813	<0.163	<0.0813	**0.00845**	<0.00407	<0.00407	<0.00163	<0.00407	<0.00407	**0.000610J**	<0.0407	<0.0203	<0.0203	<0.00407	**0.0192**	<5.7	**0.0115**	<0.0203	<0.00813	<0.00813	<0.0203	<8.21	<8.21	<8.21	<8.21
92516902	L2-0-B	01/14/2021	<0.00325	<0.00325	**0.0125**	**0.0321**	**0.00916**	<0.130	<0.0650	**0.00706**	<0.00325	<0.00325	**0.00348**	**0.00899**	<0.00325	**0.00253**	<0.0325	<0.0162	<0.0162	<0.00325	**0.0379**	NA	**0.0902**	<0.0162	<0.00650	<0.00650	<0.0162	**26.0**	<6.73	<6.73	**31.0**
92516902	L2-0-E	01/14/2021	<0.00312	<0.00312	<0.00623	**0.0104**	<0.00623	**0.156**	<0.0623	**0.00257**	<0.00312	<0.00312	<0.00125	**0.00379**	<0.00312	<0.00125	<0.0312	<0.0156	<0.0156	<0.00312	**0.0162**	NA	**0.0307**	<0.0156	<0.00623	<0.00623	<0.0156	**12.7**	<6.26	<6.26	**15.9**
92516902	L2-0-W	01/14/2021	<0.00429	<0.00429	<0.00858	**0.0192**	<0.00858	**0.278**	<0.0858	**0.0161**	<0.00429	<0.00429	**0.00633**	**0.00905**	<0.00429	<0.00172	<0.0429	<0.0215	<0.0215	<0.00429	**0.0366**	NA	**0.0741**	<0.0215	<0.00858	<0.00858	<0.0215	**36.6**	<8.80	<8.80	**40.3**
92516902	L2-100-B	01/14/2021	<0.0759	<0.0759	**42.6**	**172**	**47.5**	<3.04	<1.52	**24.4**	<0.0759	<0.0759	**7.59**	**152**	**9.02**	**0.554**	<0.759	**29.1**	<0.379	<0.0759	**337**	NA	**865**	**9.96**	**29.9**	**1.65**	**2.87**	**2,530**	**1,750**	**600**	**4880**
92516902	L2-100-E	01/14/2021	<0.0171	<0.0171	<0.0342	<0.0342	<0.0342	<0.684	<0.342	**0.0214**	<0.0171	<0.0171	**0.131**	<0.0171	<0.0171	**0.0197**	<0.171	<0.0855	<0.0855	<0.0171	**0.0973**	NA	**0.188**	<0.0855	<0.0342	<0.0342	<0.0855	**26.3**	<8.42	<8.42	**30.5**
92516902	L2-100-W	01/14/2021	<0.836	<0.836	**43.5**	**153**	**38.5**	<33.5	<16.7	**36.3**	<0.836	<0.836	**17.1**	**186**	**8.38**	**1.61**	<8.36	**36.8**	<4.18	<0.836	**488**	NA	**1,050**	**4.37**	**25.1**	<1.67	<4.18	**3,040**	**3,040**	**825**	**6910**
92516902	L2-125-B	01/14/2021	**2.41**	<0.396	**53.8**	**177**	**43.1**	<15.8	<7.91	**62.3**	<0.396	<0.396	**15.6**	**187**	**10.2**	**1.31**	<3.96	**38.0**	<1.98	<0.396	**558**	NA	**957**	**5.58**	**27.7**	<0.791	**2.41**	**5,300**	**4,610**	<2030	**11600**
92516902	L2-125-E	01/14/2021	<0.00424	<0.00424	<0.00848	**0.0200**	<0.00848	<0.170	<0.0848	<0.00170	<0.00424	<0.00424	<0.00170	**0.00942**	<0.00424	<0.00170	<0.0424	<0.0212	<0.0212	<0.00424	**0.0142**	NA	**0.0602**	<0.0212	<0.00848	<0.00848	<0.0212	<8.48	<8.48	<8.48	<8.48
92516902	L2-125-W	01/14/2021	<0.967	<0.967	**22.2**	**79.9**	**20.3**	<38.7	<19.3	**55.5**	<0.967	<0.967	**31.9**	**103**	**4.28**	**4.24**	<9.67	**24.2**	<4.84	<0.967	**364**	NA	**602**	<4.84	**13.1**	<1.93	<4.84	**3,380**	**2,060**	**542**	**5970**
92516902	L2-150-B	01/14/2021	<0.831	<0.831	**47.8**	**152**	**34.4**	<33.2	<16.6	**57.8**	<0.831	<0.831	**5.40**	**162**	**8.99**	**1.09**	<8.31	**46.2**	<4.15	<0.831	**339**	NA	**890**	**4.68**	**24.3**	<1.66	<4.15	**4,030**	**2,560**	**759**	**7340**
92516902	L2-150-E	01/14/2021	<0.185	<0.185	**65.3**	**74.7**	**59.9**	<7.40	<3.70	**81.4**	<0.185	<0.185	**17.1**	**97.5**	**12.4**	**1.26**	<1.85	**25.3**	<0.925	<0.185	**325**	NA	**570**	**7.10**	**42.5**	**1.34**	<0.925	**2,960**	**3,640**	**586**	**7190**
92516902	L2-150-W	01/14/2021	<0.413	<0.413	**55.5**	**56.3**	**48.1**	<16.5	<8.25	**70.5**	<0.413	<0.413	**2.17**	**51.2**	**12.3**	**0.495**	<4.13	**27.0**	<2.06	<0.413	**231**	NA	**287**	**5.28**	**35.1**	**1.46**	**2.54**	**2,990**	**2,430**	**646**	**6070**
92516902	L2-175-B	01/14/2021	<0.268	<0.268	**56.0**	**119**	**54.4**	<10.7	<5.36	**47.0**	<0.268	<0.268	<0.107	**125**	**10.4**	<0.107	<2.68	**26.9**	<1.34	<0.268	**292**	NA	**360**	**4.89**	**36.6**	**1.31**	<1.34	**4,220**	**3,810**	**1,260**	**9290**
92516902	L2-175-E	01/14/2021	<0.366	**0.745**	**53.5**	**57.9**	**48.0**	<14.7	<7.33	**101**	<0.366	<0.366	**16.0**	**68.3**	**10.8**	**1.44**	<3.66	**12.2**	<1.83	<0.366	**249**	NA	**392**	**5.02**	**32.8**	**1.12**	**2.31**	**4,380**	**3,350**	**811**	**8540**
92516902	L2-175-W	01/14/2021	<0.00525	<0.00525	**0.0191**	**0.0601**	**0.0144**	**0.273**	**0.418**	**0.102**	<0.00525	<0.00525	**0.0128**	**0.0681**	<0.00525	<0.00210	<0.0525	<0.0263	<0.0263	<0.00525	**0.403**	NA	**0.399**	<0.0263	<0.0105	<0.0105	<0.0263	<10.5	<10.5	<10.5	<10.5
92516902	L2-200-B	01/14/2021	<0.00453	<0.00453	**0.0142**	**0.0261**	<0.00907	<0.181	<0.0907	**0.00620**	<0.00453	<0.00453	**0.00448**	**0.00753**	<0.00453	**0.00381**	<0.0453	**0.0502**	<0.0227	<0.00453	**0.0346**	NA	**0.0646**	<0.0227	<0.00907	<0.00907	<0.0227	<9.07	<9.07	<9.07	<9.07
92516902	L2-200-E	01/14/2021	<0.325	<0.325	**99.6**	**218**	**79.8**	<13.0	<6.50	**110**	<0.325	<0.325	**11.8**	**169**	**19.8**	**0.911**	<3.25	**36.7**	<1.62	<0.325	**585**	NA	**991**	**6.74**	**61.9**	**2.14**	**4.13**	**3,460**	**4,520**	**1,230**	**9210**
92516902	L2-200-W	01/14/2021	<0.00423	<0.00423	<0.00845	<0.00845	<0.00845	<0.169	<0.0845	**0.00991**	<0.00423	<0.00423	<0.00169	<0.00423	<0.00423	<0.00169	<0.0423	<0.0211	<0.0211	<0.00423	**0.0235**	NA	**0.0220**	<0.0211	<0.00845	<0.00845	<0.0211	<8.45	<8.45	<8.45	<8.45
92516902	L2-225-B	01/15/2021	<0.00451	<0.00451	<0.00902	<0.00902	<0.00902	<0.180	<0.0902	**0.00561**	<0.00451	<0.00451	**0.00417**	**0.00893**	<0.00451	<0.00180	<0.0451	<0.0225	<0.0225	<0.00451	**0.0316**	NA	**0.0337**	<0.0225	<0.00902	<0.00902	<0.0225	**15.1**	<9.02	<9.02	**15.1**
92516902	L2-225-E	01/15/2021	<0.00453	<0.00453	**0.0378**	**0.0349**	<0.00905	<0.181	<0.0905	<0.00181	<0.00453	<0.00453	**0.0635**	<0.00453	<0.00453	**0.0337**	<0.0453	**0.157**	<0.0226	<0.00453	<0.00905	NA	**0.0230**	<0.0226	<0.00905	<0.00905	<0.0226	**16.7**	<9.05	<9.05	**16.7**
92516902	L2-225-W	01/15/2021	<0.00447	<0.00447	<0.00895	<0.00895	<0.00895	<0.179	<0.0895	**0.0158**	<0.00447	<0.00447	<0.00179	<0.00447	<0.00447	<0.00179	<0.0447	<0.0224	<0.0224	<0.00447	**0.0363**	NA	**0.0190**	<0.0224	<0.00895	<0.00895	<0.0224	<8.95	<8.95	<8.95	<8.95
92516902	L2-243-B	01/15/2021	<0.00396	<0.00396	<0.00792	<0.00792	<0.00792	<0.158	<0.0792	**0.103**	<0.00396	<0.00396	<0.00158	**0.00793**	<0.00396	<0.00158	<0.0396	<0.0198	<0.0198	<0.00396	**0.0922**	NA	**0.0405**	<0.0198	<0.00792	<0.00792	<0.0198	**21.9**	<7.92	<7.92	**21.9**
92516902	L2-243-E	01/15/2021	<0.00509	<0.00509	<0.0102	<0.0102	<0.0102	<0.203	<0.102	**0.0250**	<0.00509	<0.00509	<0.00203	<0.00509	<0.00509	<0.00203	<0.0509	<0.0254	<0.0254	<0.00509	**0.0506**	NA	**0.0182**	<0.0254	<0.0102	<0.0102	<0.0254	<10.2	<10.2	<10.2	<10.2
92516902	L2-243-W	01/15/2021	<0.00428	<0.00428	<0.00855	<0.00855	<0.00855	<0.171	<0.0855	**0.0171**	<0.00428	<0.00428	<0.00171	<0.00428	<0.00428	<0.00171	<0.0428	<0.0214	<0.0214	<0.00428	<0.00855	NA	**0.0171**	<0.0214	<0.00855	<0.00855	<0.0214	<8.97	<8.97	<8.97	<8.97
92516902	L2-25-B	01/14/2021	<0.00389	<0.00389	**0.0464**	**0.122**	**0.0569**	<0.156	<0.0778	**0.00484**	<0.00389	<0.00389	<0.00156	**0.00538**	<0.00389	<0.00156	<0.0389	**0.0437**	<0.0194	<0.00389	**0.0224**	NA	**0.0537**	**0.0501**	**0.0202**	**0.00909**	<0.0194	**23.1**	<7.81	<7.81	**26.7**
92516902	L2-25-E	01/14/2021	<0.00646	<0.00646	**0.158**	**0.239**	**0.0526**	<0.258	<0.129	**0.00430**	<0.00646	<0.00646	<0.00258	**0.0129**	<0.00646	<0.00258	<0.0646	**0.367**	<0.0323	<0.00646	**0.0346**	NA	**0.109**	**0.0686**	<0.0129	<0.0129	<0.0323	**15.0**	**16.3**	**10.3**	**41.7**
92516902	L2-25-W	01/14/2021	<0.00456	<0.00456	<0.00911	**0.0182**	<0.00911	**2.19**	<0.0911	**0.00791**	<0.00456	<0.00456	<0.00182	**0.0153**	<0.00456	<0.00182	<0.0456	<0.0228	<0.0228	<0.00456	**0.0512**	NA	**0.0857**	<0.0228	<0.00911	<0.00911	<0.0228	<8.97	<8.97	<8.97	<8.97

Table 1
Summary of Pipeline Excavation Soil Sampling Results

Colonial Pipeline Company
2020-L1-SR2448
Huntersville, North Carolina

Lab Report	Sample ID	Sample Date	Volatile Organic Compounds (EPA 8260D) (mg/kg)																								MADEP VPH (mg/kg)			
			1,1,2-Trichloroethane	1,1-Dichloroethane	1,2,3-Trimethylbenzene	1,2,4-Trimethylbenzene	1,3,5-Trimethylbenzene	2-Butanone (MEK)	Acetone	Benzene	Chlorobenzene	Chloroform	Diisopropyl ether	Ethylbenzene	Isopropylbenzene (Cumene)	Methyl-tert-butyl ether	Methylene Chloride	Naphthalene	Styrene	Tetrachloroethene	Toluene	o-Xylene	Xylene (Total)	n-Butylbenzene	n-Propylbenzene	p-Isopropyltoluene	sec-Butylbenzene	Aliphatic (C05-C08)	Aliphatic (C09-C12)	Aromatic (C09-C10), Unadjusted	Total VPH
Soil-to-Water MSCCs			**0.0032**	**0.0019**	**NE**	**6.6**	**6.6**	**16**	**24**	**0.0072**	**0.44**	**0.34**	**0.32**	**8.0**	**1.3**	**0.085**	**0.023**	**0.2**	**0.9**	**0.0050**	**6.0**	**6.0**	**6.0**	**2.4**	**1.4**	**NE**	**2.2**	**68**	**540**	**31**	**NE**
Residential MSCCs			**11.6**	**7.29**	**NE**	**156**	**156**	**9,380**	**14,000**	**12**	**312**	**21**	**NE**	**60.3**	**1,560**	**156**	**93.8**	**5.5**	**3,120**	**93.8**	**3,120**	**3,120**	**3,120**	**782**	**1,560**	**NE**	**1,560**	**625**	**1,560**	**469**	**NE**
Industrial / Commercial MSCCs			**57.3**	**35.9**	**NE**	**2,330**	**2,330**	**140,000**	**210,000**	**59.4**	**4,670**	**105**	**2,330**	**297**	**23,330**	**1,810**	**1,400**	**27**	**46,700**	**1,400**	**46,700**	**46,700**	**46,700**	**11,600**	**23,300**	**NE**	**23,300**	**9,340**	**23,300**	**7,000**	**NE**
92516902	L2-50-B	01/14/2021	<0.292	<0.292	**86.3**	**317**	**80.0**	<11.7	<5.84	**27.7**	<0.292	<0.292	**1.74**	**236**	**19.3**	<0.117	<2.92	**32.0**	<1.46	<0.292	**476**	NA	**1,400**	**12.8**	**60.9**	**3.14**	**5.08**	**2,520**	**2,610**	**744**	**5880**
92516902	L2-50-E	01/14/2021	<0.756	<0.756	**104**	**352**	**93.7**	<30.2	<15.1	**10.2**	<0.756	<0.756	**0.464**	**198**	**18.6**	<0.302	<7.56	**39.4**	<3.78	<0.756	**375**	NA	**1,060**	**14.4**	**65.0**	**3.78**	**6.27**	**2,540**	**4,570**	**1,860**	**8970**
92516902	L2-50-W	01/14/2021	<0.00392	<0.00392	**0.0867**	**0.227**	**0.0538**	<0.157	<0.0784	**0.296**	<0.00392	<0.00392	**0.0262**	**0.155**	**0.00915**	**0.0246**	<0.0392	**0.0326**	<0.0196	<0.00392	**1.12**	NA	**0.956**	<0.0196	**0.0246**	<0.00784	<0.0196	**25.3**	<15.5	<15.5	**25.3**
92516902	L2-75-B	01/14/2021	<0.320	<0.320	**60.3**	**247**	**59.7**	<12.8	<6.40	**36.3**	<0.320	<0.320	**10.9**	**239**	**12.2**	**0.850**	<3.20	**40.5**	<1.60	<0.320	**503**	NA	**1,360**	**9.64**	**41.9**	**1.89**	**3.36**	**4,760**	**13,000**	<795	**NA**
92516902	L2-75-E	01/14/2021	<0.00475	<0.00475	**0.0863**	**0.298**	**0.0827**	**11.1**	<0.0950	**0.0804**	<0.00475	<0.00475	**0.0448**	**0.262**	**0.0142**	**0.00994**	<0.0475	**0.0874**	<0.0238	<0.00475	**0.827**	NA	**1.59**	<0.0238	**0.0515**	<0.00950	<0.0238	**74.5**	**134**	**50.0**	**258**
92516902	L2-75-W	01/14/2021	<0.0676	<0.0676	**60.7**	**218**	**56.8**	<2.70	<1.35	**3.65**	<0.0676	<0.0676	**0.343**	**110**	**13.4**	**0.0407**	<0.676	**27.4**	<0.338	<0.0676	**92.8**	NA	**696**	**13.8**	**34.1**	**3.04**	**4.64**	**980**	**1,880**	**773**	**3630**
92516902	L2-North Wall	01/14/2021	<0.00379	<0.00379	**0.0428**	**0.0872**	**0.0290**	<0.152	<0.0758	**0.0194**	<0.00379	<0.00379	**0.00282**	**0.0402**	<0.00379	**0.00170**	<0.0379	**0.0367**	<0.0190	<0.00379	**0.177**	NA	**0.328**	<0.0190	**0.00819**	<0.00758	<0.0190	<7.73	<7.73	<7.73	**9.31**

Notes:
Only detected constituents are shown
MSCC - Maximum Soil Contaminant Concentrations
"<" = Indicates compound was not detected above laboratory reporting limit
NA - Not Analyzed
NE - Not Established
J - Result is an estimated value below the laboratory reporting limit
Volatile Organic Compounds analyzed by EPA Method 8260D
MADEP - Massachusetts Department of Environmental Protection; as required by North Carolina Department of Environmental Quality
VPH - Volatile Petroleum Hydrocarbon
Bold values indicate compound was detected above laboratory reporting limit
Shaded values indicate compound exceeded an MSCC
All units are milligram per kilogram (mg/kg)

Table 2
Summary of Delineation Soil Sampling Results

Colonial Pipeline Company
2020-L1-SR2448
Huntersville, North Carolina

Lab Report	Sample ID	Well ID	Sample Date	MADEP VPH (mg/kg)				Volatile Organic Compounds (EPA 8260D) (µg/kg)																											
				Aliphatic (C05-C08)	Aliphatic (C09-C12)	Aromatic (C09-C10), Unadjusted	Total VPH	Acetone	Benzene	2-Butanone (MEK)	n-Butylbenzene	sec-Butylbenzene	tert-Butylbenzene	Chlorobenzene	2-Chlorotoluene	4-Chlorotoluene	1,1-Dichloroethane	1,2-Dichloroethane	Diisopropyl ether	Ethylbenzene	Isopropylbenzene (Cumene)	p-Isopropyltoluene	Methylene Chloride	4-Methyl-2-pentanone (MIBK)	Methyl-tert-butyl ether	Naphthalene	n-Propylbenzene	Styrene	1,1,1,2-Tetrachloroethane	Tetrachloroethene	Toluene	1,2,4-Trimethylbenzene	1,3,5-Trimethylbenzene	Xylene (Total)	m&p-Xylene	o-Xylene
Soil-to-Water MSCCs				**68**	**540**	**31**	**NE**	**24,000**	**7.2**	**16,000**	**2,400**	**2,200**	**1,700**	**440**	**NE**	**280**	**30**	**1.9**	**320**	**8,000**	**1,300**	**120**	**23**	**420**	**85**	**200**	**1,400**	**900**	**4**	**5.0**	**5,400**	**6,600**	**6,600**	**6,000**	**NE**	**NE**
Residential MSCCs				**625**	**1,560**	**469**	**NE**	**14,000,000**	**12,000**	**9,380,000**	**782,000**	**1,560,000**	**1,560,000**	**312,000**	**NE**	**312,000**	**116,000**	**7,290**	**NE**	**60,300**	**1,560,000**	**1,560,000**	**93,800**	**1,250,000**	**156,000**	**5,500**	**1,560,000**	**3,120,000**	**25,200**	**93,800**	**1,250,000**	**156,000**	**156,000**	**3,120,000**	**NE**	**NE**
Industrial / Commercial MSCCs				**9,340**	**23,300**	**7,000**	**NE**	**210,000,000**	**59,400**	**140,000,000**	**11,600,000**	**23,300,000**	**23,300,000**	**4,670,000**	**NE**	**4,670,000**	**573,000**	**35,900**	**2,330,000**	**297,000**	**23,300,000**	**23,300,000**	**1,400,000**	**18,600,000**	**1,810,000**	**27,000**	**23,300,000**	**46,700,000**	**125,000**	**1,400,000**	**18,600,000**	**2,330,000**	**2,330,000**	**46,700,000**	**NE**	**NE**
92494208	MW-1 (17.5-20)	MW-01	09/04/2020	<7.36	<7.36	<7.36	<7.36	<145	<7.2	<145	<7.2	<7.2	<7.2	<7.2	<7.2	<7.2	<7.2	<7.2	<7.2	<7.2	<7.2	<7.2	<28.9	<72.3	<7.2	<7.2	<7.2	<7.2	<7.2	<7.2	<7.2	<7.2	<14.5	<14.5	<7.2
92494208	MW-1 (20-22.5)	MW-01	09/04/2020	<7.57	<7.57	<7.57	<7.57	<127	<6.3	<127	<6.3	<6.3	<6.3	<6.3	<6.3	<6.3	<6.3	<6.3	<6.3	<6.3	<6.3	<6.3	<25.3	<63.3	<6.3	<6.3	<6.3	<6.3	<6.3	<6.3	<6.3	<6.3	<12.7	<12.7	<6.3
92492458	MW-2 (12.5-15)	MW-02	08/25/2020	NA	NA	NA	NA	<64.6	<3.2	<64.6	<3.2	<3.2	<3.2	<3.2	<3.2	<3.2	<3.2	<3.2	<3.2	<3.2	<3.2	**5.6**	<12.9	<32.3	<3.2	**5.6**	<3.2	<3.2	<3.2	<3.2	**4**	**14**	**3.5**	**12**	**8.3**	**3.6**
92492458	MW-2 (22.5-25)	MW-02	08/25/2020	NA	NA	NA	NA	<91.3	<4.6	<91.3	<4.6	<4.6	<4.6	<4.6	<4.6	<4.6	<4.6	<4.6	<4.6	<4.6	<4.6	<4.6	<18.3	<45.7	<4.6	<4.6	<4.6	<4.6	<4.6	<4.6	<4.6	<4.6	<4.6	<9.1	<9.1	<4.6
92492672	MW-3 (15-17.5)	MW-03	08/25/2020	NA	NA	NA	NA	<99.8	<5	<99.8	<5	<5	<5	<5	<5	<5	<5	<5	<5	<5	<5	**5.5**	<20	<49.9	<5	<5	<5	<5	<5	<5	<5	<5	<5	<10	<10	<5
92492672	MW-3 (2.5-5)	MW-03	08/25/2020	NA	NA	NA	NA	<110	<5.5	<110	<5.5	<5.5	<5.5	<5.5	<5.5	<5.5	<5.5	<5.5	<5.5	<5.5	<5.5	**15.9**	<22	<55.1	<5.5	<5.5	<5.5	<5.5	<5.5	<5.5	<5.5	<5.5	<5.5	<11	<11	<5.5
92493060	MW-4 (15-17.5)	MW-04	08/28/2020	<7.52	<7.52	<7.52	<7.52	<98.1	<4.9	<98.1	<4.9	<4.9	<4.9	<4.9	<4.9	<4.9	<4.9	<4.9	<4.9	<4.9	<4.9	<4.9	<19.6	<49	<4.9	<4.9	<4.9	<4.9	<4.9	<4.9	<4.9	<4.9	<4.9	<9.8	<9.8	<4.9
92493060	MW-4 (5-7.5)	MW-04	08/28/2020	<8.46	<8.46	<8.46	<8.46	<110	<5.5	<110	<5.5	<5.5	<5.5	<5.5	<5.5	<5.5	<5.5	<5.5	<5.5	<5.5	<5.5	<5.5	<22.1	<55.1	<5.5	<5.5	<5.5	<5.5	<5.5	<5.5	<5.5	<5.5	<5.5	<11	<11	<5.5
92493075	MW-5 (20-22.5)	MW-05	08/28/2020	<7.72	<7.72	<7.72	<7.72	<97.6	<4.9	<97.6	<4.9	<4.9	<4.9	<4.9	<4.9	<4.9	<4.9	<4.9	<4.9	<4.9	<4.9	<4.9	<19.5	<48.8	<4.9	<4.9	<4.9	<4.9	<4.9	<4.9	<4.9	<4.9	<4.9	<9.8	<9.8	<4.9
92493075	MW-5 (7.5-10)	MW-05	08/28/2020	<8.26	<8.26	<8.26	<8.26	<101	<5	<101	<5	<5	<5	<5	<5	<5	<5	<5	<5	<5	<5	<5	<20.1	<50.3	<5	<5	<5	<5	<5	<5	<5	<5	<5	<5	<10.1	<10.1	<5
92493224	MW-6 (1-2.5)	MW-06	08/29/2020	<7.86	<7.86	<7.86	<7.86	<154	<7.7	<154	<7.7	<7.7	<7.7	<7.7	<7.7	<7.7	<7.7	<7.7	<7.7	<7.7	<7.7	<7.7	<30.9	<77.1	<7.7	<7.7	<7.7	<7.7	<7.7	<7.7	<7.7	<7.7	<7.7	<15.4	<15.4	<7.7
92493224	MW-6 (15-17.5)	MW-06	08/29/2020	<7.51	<7.51	<7.51	<7.51	<114	<5.7	<114	<5.7	<5.7	<5.7	<5.7	<5.7	<5.7	<5.7	<5.7	<5.7	<5.7	<5.7	<5.7	<22.7	<56.8	<5.7	<5.7	<5.7	<5.7	<5.7	<5.7	<5.7	<5.7	<5.7	<11.4	<11.4	<5.7
92493224	MW-7 (15-17.5)	MW-07	08/30/2020	<6.96	<6.96	<6.96	<6.96	<103	<5.1	<103	<5.1	<5.1	<5.1	<5.1	<5.1	<5.1	<5.1	<5.1	<5.1	<5.1	<5.1	<5.1	<20.5	<51.3	<5.1	<5.1	<5.1	<5.1	<5.1	<5.1	<5.1	<5.1	<5.1	<10.3	<10.3	<5.1
92493224	MW-7 (5-7.5)	MW-07	08/30/2020	<8.26	<8.26	<8.26	<8.26	<101	<5	<101	<5	<5	<5	<5	<5	<5	<5	<5	<5	<5	<5	<5	<20.2	<50.4	<5	<5	<5	<5	<5	<5	<5	<5	<5	<5	<10.1	<10.1	<5
92493110	RW-07_(32.5-35)	MW-08	08/29/2020	<5.89	<5.89	<5.89	<5.89	<98.6	<4.9	<98.6	<4.9	<4.9	<4.9	<4.9	<4.9	<4.9	<4.9	<4.9	<4.9	<4.9	<4.9	<4.9	<19.7	<49.3	<4.9	<4.9	<4.9	<4.9	<4.9	<4.9	<4.9	<4.9	<4.9	<9.9	<9.9	<4.9
92493224	MW-9 (20-22.5)	MW-09	08/31/2020	<7.53	<7.53	<7.53	<7.53	<97.8	<4.9	<97.8	<4.9	<4.9	<4.9	<4.9	<4.9	<4.9	<4.9	<4.9	<4.9	<4.9	<4.9	<4.9	<19.6	<48.9	<4.9	<4.9	<4.9	<4.9	<4.9	<4.9	<4.9	<4.9	<4.9	<9.8	<9.8	<4.9
92493224	MW-9 (7.5-10)	MW-09	08/31/2020	<8.39	<8.39	<8.39	<8.39	<108	<5.4	<108	<5.4	<5.4	<5.4	<5.4	<5.4	<5.4	<5.4	<5.4	<5.4	<5.4	<5.4	<5.4	<21.5	<53.9	<5.4	<5.4	<5.4	<5.4	<5.4	<5.4	<5.4	<5.4	<5.4	<10.8	<10.8	<5.4
92493403	MW-10 (22.5-25)	MW-10	08/31/2020	<5.34	<5.34	<5.34	<5.34	<85.1	<4.3	<85.1	<4.3	<4.3	<4.3	<4.3	<4.3	<4.3	<4.3	<4.3	<4.3	<4.3	<4.3	<4.3	<17	<42.6	<4.3	<4.3	<4.3	<4.3	<4.3	<4.3	<4.3	<4.3	<4.3	<8.5	<8.5	<4.3
92493403	MW-10 (7.5-10)	MW-10	08/31/2020	<9.2	<9.2	<9.2	<9.2	<114	<5.7	<114	<5.7	<5.7	<5.7	<5.7	<5.7	<5.7	<5.7	<5.7	<5.7	<5.7	<5.7	<5.7	<22.8	<57	<5.7	<5.7	<5.7	<5.7	<5.7	<5.7	<5.7	<5.7	<5.7	<11.4	<11.4	<5.7
92493992	MW-11_(37.5-40')	MW-11	09/01/2020	<6.16	<6.16	<6.16	<6.16	<61.6	<1.23	<123	<15.4	<15.4	<6.16	<3.08	<3.08	<6.16	<3.08	<3.08	<1.23	<3.08	<3.08	<6.16	<30.8	<30.8	<1.23	<15.4	<6.16	<15.4	<3.08	<3.08	<6.16	<6.16	<6.16	<8.01	<4.93	<3.08
92492881	SB-118 (2.5-5)	MW-12	08/27/2020	<7.88	<7.88	<7.88	<7.88	<91.7	<4.6	<91.7	<4.6	<4.6	<4.6	<4.6	<4.6	<4.6	<4.6	<4.6	<4.6	<4.6	<4.6	<4.6	<18.3	<45.8	<4.6	<4.6	<4.6	<4.6	<4.6	<4.6	<4.6	<4.6	<4.6	<9.2	<9.2	<4.6
92492881	SB-118 (20-22.5)	MW-12	08/27/2020	<7.11	<7.11	<7.11	<7.11	<97.4	<4.9	<97.4	<4.9	<4.9	<4.9	<4.9	<4.9	<4.9	<4.9	<4.9	<4.9	<4.9	<4.9	<4.9	<19.5	<48.7	<4.9	<4.9	<4.9	<4.9	NA	<4.9	<4.9	<4.9	<4.9	<9.7	<9.7	<4.9
92493992	MW-13_(25-27.5)	MW-13	09/01/2020	<8.04	<8.04	<8.04	<8.04	<80.4	<1.61	<161	<20.2	<20.2	<8.04	<4.02	<4.02	<8.04	<4.02	<4.02	<1.61	<4.02	<4.02	<8.04	<40.2	<40.2	<1.61	<20.2	<8.04	<20.2	<4.02	<4.02	<8.04	<8.04	<8.04	<10.5	<6.44	<4.02
92493992	B-01_MW-14_(25'-27.5')	MW-14	09/01/2020	<7.56	<7.56	<7.56	<7.56	<106	<5.3	<106	<5.3	<5.3	<5.3	<5.3	<5.3	<5.3	<5.3	<5.3	<5.3	<5.3	<5.3	<5.3	<21.1	<52.9	<5.3	<5.3	<5.3	<5.3	<5.3	<5.3	<5.3	<5.3	<5.3	<10.6	<10.6	<5.3
92493643	MW-15 (27.5-29)	MW-15	09/02/2020	<7.69	<7.69	<7.69	<7.69	<97.3	<4.9	<97.3	<4.9	<4.9	<4.9	<4.9	<4.9	<4.9	<4.9	<4.9	<4.9	<4.9	<4.9	<4.9	<19.5	<48.7	<4.9	<4.9	<4.9	<4.9	<4.9	<4.9	<4.9	<4.9	<4.9	<9.7	<9.7	<4.9
92493643	MW-15 (5-7.5)	MW-15	09/02/2020	<8.27	<8.27	<8.27	<8.27	<105	<5.3	<105	<5.3	<5.3	<5.3	<5.3	<5.3	<5.3	<5.3	<5.3	<5.3	<5.3	<5.3	<5.3	<21	<52.5	<5.3	<5.3	<5.3	<5.3	<5.3	<5.3	<5.3	<5.3	<5.3	<10.5	<10.5	<5.3
92493992	B-04_MW-16_(25'-27.5')	MW-16	09/02/2020	<7.69	<7.69	<7.69	<7.69	<121	<6	<121	<6	<6	<6	<6	<6	<6	<6	<6	<6	<6	<6	<6	<24.1	<60.3	<6	<6	<6	<6	<6	<6	<6	<6	<6	<6	<12.1	<12.1	<6
92493992	MW-17_(27.5-30)	MW-17	09/02/2020	<8.34	<8.34	<8.34	<8.34	<83.4	<1.67	<167	<20.8	<20.8	<8.34	<4.17	<4.17	<8.34	<4.17	<4.17	<1.67	<4.17	<4.17	<8.34	<41.7	<41.7	<1.67	<20.8	<8.34	<20.8	<4.17	<4.17	<8.34	<8.34	<8.34	**11.3**	**8.21**	<4.17
92493861	BH-03 (10-12.5)	MW-18	09/02/2020	<8.17	<8.17	<8.17	<8.17	<140	<7	<140	<7	<7	<7	<7	<7	<7	<7	<7	<7	<7	<7	<7	<28.1	<70.2	<7	<7	<7	<7	<7	<7	<7	<7	<7	<7	<14	<14	<7
92493861	BH-03 (32.5-35)	MW-18	09/02/2020	<6.95	<6.95	<6.95	<6.95	<139	<6.9	<139	<6.9	<6.9	<6.9	<6.9	<6.9	<6.9	<6.9	<6.9	<6.9	<6.9	<6.9	<6.9	<27.7	<69.3	<6.9	<6.9	<6.9	<6.9	<6.9	<6.9	<6.9	<6.9	<6.9	<13.9	<13.9	<6.9
92493992	MW-19_(25-27.5)	MW-19	09/02/2020	<8.27	<8.27	<8.27	<8.27	<82.7	<1.65	<165	<20.7	<20.7	<8.27	<4.14	<4.14	<8.27	<4.14	<4.14	<1.65	<4.14	<4.14	<8.27	<41.4	<41.4	<1.65	<20.7	<8.27	<20.7	<4.14	<4.14	<8.27	<8.27	<8.27	<10.8	<6.62	<4.14
92493861	BH-04 (10-12.5)	MW-20	09/02/2020	<7.76	<7.76	<7.76	<7.76	<164	<8.2	<164	<8.2	<8.2	<8.2	<8.2	<8.2	<8.2	<8.2	<8.2	<8.2	<8.2	<8.2	<8.2	<32.9	<82.2	<8.2	<8.2	<8.2	<8.2	<8.2	<8.2	<8.2	<8.2	<8.2	<16.4	<16.4	<8.2
92493861	BH-04 (27.5-29)	MW-20	09/02/2020	<6.38	<6.38	<6.38	<6.38	<149	<7.5	<149	<7.5	<7.5	<7.5	<7.5	<7.5	<7.5	<7.5	<7.5	<7.5	<7.5	<7.5	<7.5	<29.9	<74.7	<7.5	<7.5	<7.5	<7.5	<7.5	<7.5	<7.5	<7.5	<7.5	<14.9	<14.9	<7.5
92494163	MW-21_(25-27.5)	MW-21	09/03/2020	<7.55	<7.55	<7.55	<7.55	<75.5	<1.51	<151	<18.9	<18.9	<7.55	<3.77	<3.77	<7.55	<3.77	<3.77	<1.51	<3.77	<3.77	<7.55	<37.7	<37.7	<1.51	<18.9	<7.55	<18.9	<3.77	<3.77	<7.55	<7.55	<7.55	<9.81	<6.04	<3.77
92494208	BH-05 (15-17.5)	MW-22	09/03/2020	<7.7	<7.7	<7.7	<7.7	<184	<9.2	<184	<9.2	<9.2	<9.2	<9.2	<9.2	<9.2	<9.2	<9.2	<9.2	<9.2	<9.2	<9.2	<36.8	<92	<9.2	<9.2	<9.2	<9.2	<9.2	<9.2	<9.2	<9.2	<9.2	<18.4	<18.4	<9.2
92494208	BH-05 (5.75-7.5)	MW-22	09/03/2020	<8.1	<8.1	<8.1	<8.1	<118	<5.9	<118	<5.9	<5.9	<5.9	<5.9	<5.9	<5.9	<5.9	<5.9	<5.9	<5.9	<5.9	<5.9	<23.5	<58.8	<5.9	<5.9	<5.9	<5.9	<5.9	<5.9	<5.9	<5.9	<5.9	<11.8	<11.8	<5.9
92494163	MW-23_(25-27.5)	MW-23	09/03/2020	<7.87	<7.87	<7.87	<7.87	<120	<6	<120	<6	<6	<6	<6	<6	<6	<6	<6	<6	<6	<6	<6	<24.1	<60.2	<6	<6	<6	<6	<6	<6	<6	<6	<6	<6	<12	<12	<6
92494208	BH-06 (22.5-25)	MW-24	09/03/2020	<6.76	<6.76	<6.76	<6.76	<120	<6	<120	<6	<6	<6	<6	<6	<6	<6	<6	<6	<6	<6	<6	<24	<60.1	<6	<6	<6	<6	<6	<6	<6	<6	<6	<6	<12	<12	<6
92494208	BH-06 (32.5-35)	MW-24	09/03/2020	<7.08	<7.08	<7.08	<7.08	<133	<6.7	<133	<6.7	<6.7	<6.7	<6.7	<6.7	<6.7	<6.7	<6.7	<6.7	<6.7	<6.7	<6.7	<26.7	<66.7	<6.7	<6.7	<6.7	<6.7	<6.7	<6.7	<6.7	<6.7	<6.7	<13.3	<13.3	<6.7
92494208	BH-07 (2.5-5)	MW-25	09/04/2020	<7.84	<7.84	<7.84	<7.84	<139	<7	<139	<7	<7	<7	<7	<7	<7	<7	<7	<7	<7	<7	<7	<27.9	<69.7	<7	<7	<7	<7	<7	<7	<7	<7	<7	<7	<13.9	<13.9	<7
92494208	BH-07 (30-32.5)	MW-25	09/04/2020	<8.02	<8.02	<8.02	<8.02	<127	<6.3	<127	<6.3	<6.3	<6.3	<6.3	<6.3	<6.3	<6.3	<6.3	<6.3	<6.3	<6.3	<6.3	<25.3	<63.3	<6.3	<6.3	<6.3	<6.3	<6.3	<6.3	<6.3	<6.3	<6.3	<12.7	<12.7	<6.3
92494208	BH-08 (20-22.5)	MW-26	09/04/2020	<7.03	<7.03	<7.03	<7.03	<120	<6	<120	<6	<6	<6	<6	<6	<6	<6	<6	<6	<6	<6	<6	<23.9	<59.8	<6	<6	<6	<6	<6	<6	<6	<6	<6	<6	<12	<12	<6
92494208	BH-08 (22.5-25)	MW-26	09/04/2020	<6.57	<6.57	<6.57	<6.57	<121	<6	<121	<6	<6	<6	<6	<6	<6	<6	<6	<6	<6	<6	<6	<24.2	<60.5	<6	<6	<6	<6	<6	<6	<6	<6	<6	<6	<12.1	<12.1	<6
92494609	BH-11 (2.5-5)	MW-27	09/05/2020	<8.86	<8.86	<8.86	<8.86	<153	<7.7	<153	<7.7	<7.7	<7.7	<7.7	<7.7	<7.7	<7.7	<7.7	<7.7	<7.7	<7.7	<7.7	<30.7	<76.7	<7.7	<7.7	<7.7	<7.7	<7.7	<7.7	<7.7	<7.7	<7.7	<15.3	<15.3	<7.7
92494609	BH-11 (22.5-25)	MW-27	09/05/2020	<6.84	<6.84	<6.84	<6.84	<125	<6.3	<125	<6.3	<6.3	<6.3	<6.3	<6.3	<6.3	<6.3	<6.3	<6.3	<6.3	<6.3	<6.3	<25.1	<62.6	<6.3	<6.3	<6.3	<6.3	<6.3	<6.3	<6.3	<6.3	<6.3	<12.5	<12.5	<6.3
92494924	BH-12 (17.5-20)	MW-28	09/05/2020	<7.38	<7.38	<7.38	<7.38	<125	<6.3	<125	<6.3	<6.3	<6.3	<6.3	<6.3	<6.3	<6.3	<6.3	<6.3	<6.3	<6.3	<6.3	<25	<62.6	<6.3	<6.3	<6.3	<6.3	<6.3	<6.3	<6.3	<6.3	<6.3	<12.5	<12.5	<6.3
92494924	BH-12 (22.5-25)	MW-28	09/05/2020	<7.87	<7.87	<7.87	<7.87	<129	<6.4	<129	<6.4	<6.4	<6.4	<6.4	<6.4	<6.4	<6.4	<6.4	<6.4	<6.4	<6.4	<6.4	<25.8	<64.5	<6.4	<6.4	<6.4	<6.4	<6.4	<6.4	<6.4	<6.4	<6.4	<12.9	<12.9	<6.4
92494334	MW29-27.5-30'	MW-29	09/06/2020	<9.53	<9.53	<9.53	<9.53	<173	<8.6	<173	<8.6	<8.6	<8.6	<8.6	<8.6	<8.6	<8.6	<8.6	<8.6	<8.6	<8.6	<8.6	<34.6	<86.4	<8.6	<8.6	<8.6	<8.6	<8.6	<8.6	<8.6	<8.6	<8.6	<17.3	<17.3	<8.6
92494334	ER9 66-22.5-25'	MW-30	09/06/2020	<7.59	<7.59	<7.59	<7.59	<97.9	<4.9	<97.9	<4.9	<4.9	<4.9	<4.9	<4.9	<4.9	<4.9	<4.9	<4.9	<4.9	<4.9	<4.9	<19.6	<48.9	<4.9	<4.9	<4.9	<4.9	<4.9	<4.9	<4.9	<4.9	<4.9	<9.8	<9.8	<4.9
92494334	MW31-25-27.5'	MW-31	09/07/2020	<8.26	<8.26	<8.26	**11.6**	<101	<5.0	<101	<5.0	<5.0	<5.0	<5.0	<5.0	<5.0	<5.0	<5.0	<5.0	<5.0	<5.0	<5.0	<20.1	<50.3	<5.0	<5.0	<5.0	<5.0	<5.0	<5.0	<5.0	<5.0	<5.0	<10.1	<10.1	<5.0
92538150	MW-31D (15-17)	MW-31D	05/10/2021	<4.4	<4.4	<4.4	<4.4	<172	<8.6	<172	<8.6	<8.6	<8.6	<8.6	<8.6	<8.6	<8.6	<8.6	<8.6	<8.6	<8.6	<8.6	<34.4	<86.1	<8.6	<8.6	<8.6	<8.6	<8.6	<8.6	<8.6	<8.6	<8.6	<17.2	<17.2	<8.6
92494609	BH-15 (12.5-15)	MW-32	09/07/2020	<8.49	<8.49	<8.49	<8.49	<124	<6.2	<124	<6.2	<6.2	<6.2	<6.2	<6.2	<6.2	<6.2	<6.2	<6.2	<6.2	<6.2	<6.2	<24.9	<62.2	<6.2	<6.2	<6.2	<6.2	<6.2	<6.2	<6.2	<6.2	<6.2	<12.4	<12.4	<6.2
92494609	BH-15 (7.5-10)	MW-32	09/07/2020	<7.77	<7.77	<7.77	<7.77	<118	<5.9	<118	<5.9	<5.9	<5.9	<5.9	<5.9	<5.9	<5.9	<5.9	<5.9	<5.9	<5.9	<5.9	<23.5	<58.8	<5.9	<5.9	<5.9	<5.9	<5.9	<5.9	<5.9	<5.9	<5.9	<11.8	<11.8	<5.9
92494609	BH-14 (10-12.5)	MW-33	09/05/2020	<7.09	<7.09	<7.09	<7.09	<118	<5.9	<118	<5.9	<5.9	<5.9	<5.9	<5.9	<5.9	<5.9	<5.9	<5.9	<5.9	<5.9	<5.9	<23.6	<59.1	<5.9	<5.9	<5.9	<5.9	<5.9	<5.9	<5.9	<5.9	<5.9	<11.8	<11.8	<5.9
92494609	BH-14 (2.5-5)	MW-33	09/05/2020	<8.92	<8.92	<8.92	<8.92	<159	<8	<159	<8	<8	<8	<8	<8	<8	<8	<8	<8	<8	<8	<8	<31.9	<79.7	<8	<8	<8	<8	<8	<8	<8	<8	<8	<8	<15.9	<15.9	<8
92494609	BH-13 (1-2.5)	MW-34	09/05/2020	<8.28	<8.28	<8.28	<8.28	<173	<8.6	<173	<8.6	<8.6	<8.6	<8.6	<8.6	<8.6	<8.6	<8.6	<8.6	<8.6	<8.6	<8.6	<34.6	<86.4	<8.6	<8.6	<8.6	<8.6	<8.6	<8.6	<8.6	<8.6	<8.6	<17.3	<17.3	<8.6
92494609	BH-13 (5-7.5)	MW-34	09/05/2020	<7.57	<7.57	<7.57	<7.57	<127	<6.4	<127	<6.4	<6.4	<6.4	<6.4	<6.4	<6.4	<6.4	<6.4	<6.4	<6.4	<6.4	<6.4	<25.5	<63.7	<6.4	<6.4	<6.4	<6.4	<6.4	<6.4	<6.4	<6.4	<6.4	<12.7	<12.7	<6.4
92494609	BH-16 (20-22.5)	MW-35	09/07/2020	<8.28	<8.28	<8.28	<8.28	<125	<6.3	<125	<6.3	<6.3	<6.3	<6.3	<6.3	<6.3	<6.3	<6.3	<6.3	<6.3	<6.3	<6.3	<25	<62.5	<6.3	<6.3	<6.3	<6.3	<6.3	<6.3	<6.3	<6.3	<6.3	<12.5	<12.5	<6.3
92494609	BH-16 (7.5-10)	MW-35	09/07/2020	<7.21	<7.21	<7.21	<7.21	<129	<6.5	<129	<6.5	<6.5	<6.5	<6.5	<6.5	<6.5	<6.5	<6.5	<6.5	<6.5	<6.5	<6.5	<25.9	<64.7	<6.5	<6.5	<6.5	<6.5	<6.5	<6.5	<6.5	<6.5	<6.5	<12.9	<12.9	<6.5
92494609	BH-17 (1-2.5)	MW-36	09/08/2020	<9.09	<9.09	<9.09	<9.09	<230	<11.5	<230	<11.5	<11.5	<11.5	<11.5	<11.5	<11.5	<11.5	<11.5	<11.5	<11.5	<11.5	<11.5	<46	<115	<11.5	<11.5	<11.5	<11.5	<11.5	<11.5	<11.5	<11.5	<11.5	<23	<23	<11.5
92494609	BH-17 (22.5-25)	MW-36	09/08/2020	<7.84	<7.84	<7.84	<7.84	<141	<7.1	<141	<7.1	<7.1	<7.1	<7.1	<7.1	<7.1	<7.1	<7.1	<7.1	<7.1	<7.1	<7.1	<28.3	<70.7	<7.1	<7.1	<7.1	<7.1	<7.1	<7.1	<7.1	<7.1	<7.1	<14.1	<14.1	<7.1
92494609	BH-18 (22.5-25)	MW-37	09/08/2020	<7.43	<7.43	<7.43	<7.43	<132	<6.6	<132	<6.6	<6.6	<6.6	<6.6	<6.6	<6.6	<6.6	<6.6	<6.6	<6.6	<6.6	<6.6	<26.3	<65.8	<6.6	<6.6	<6.6	<6.6	<6.6	<6.6	<6.6	<6.6	<6.6	<13.2	<13.2	<6.6
92494609	BH-18 (5-7.5)	MW-37	09/08/2020	<8.5	<8.5	<8.5	<8.5	<128	<6.4	<128	<6.4	<6.4	<6.4	<6.4	<6.4	<6.4	<6.4	<6.4	<6.4	<6.4	<6.4	<6.4	<25.7	<64.2	<6.4	<6.4	<6.4	<6.4	<6.4	<6.4	<6.4	<6.4	<6.4	<12.8	<12.8	<6.4
92494587	MW 38-30-32.5	MW-38	09/08/2020	<9.04	<9.04	<9.04	<9.04	<114	<5.7	<114	<5.7	<5.7	<5.7	<5.7	<5.7	<5.7	<5.7	<5.7	<5.7	<5.7	<5.7	<5.7	<22.8	<57.0	<5.7	<5.7	<5.7	<5.7	<5.7	<5.7	<5.7	<5.7	<5.7	<11.4	<11.4	<5.7
92494858	MW-39 (7.5'-10')	MW-39	09/08/2020	<9.29	**3.89**	**6.08**	**9.97**	<192	<9.6	<192	<9.6	<9.6	<9.6	<9.6	<9.6	<9.6	<9.6	<9.6	<9.6	<9.6	<9.6	<9.6	<38.3	<95.9	<9.6	<9.6	<9.6	<9.6	<9.6	<9.6	<9.6	**7.8**	<9.6	<9.6	<19.2	<19.2	<9.6
92494925	BH-19 (20-22.5)	MW-40	09/08/2020	<8.12	<8.12	<8.12	<8.12	<134	<6.7	<134	<6.7	<6.7	<6.7	<6.7	<6.7	<6.7	<6.7	<6.7	<6.7	<6.7	<6.7	<6.7	<26.7	<66.8	<6.7	<6.7	<6.7	<6.7	<6.7	<6.7	<6.7	<6.7	<6.7	<13.4	<13.4	<6.7
92494925	BH-19 (25-27.5)	MW-40	09/08/2020	<7.44	<7.44	<7.44	<7.44

Table 2
Summary of Delineation Soil Sampling Results

Colonial Pipeline Company
2020-L1-SR2448
Huntersville, North Carolina

Lab Report	Sample ID	Well ID	Sample Date	MADEP VPH (mg/kg)				Volatile Organic Compounds (EPA 8260D) (µg/kg)																											
				Aliphatic (C05-C08)	Aliphatic (C09-C12)	Aromatic (C09-C10), Unadjusted	Total VPH	Acetone	Benzene	2-Butanone (MEK)	n-Butylbenzene	sec-Butylbenzene	tert-Butylbenzene	Chlorobenzene	2-Chlorotoluene	4-Chlorotoluene	1,1-Dichloroethane	1,2-Dichloroethane	Diisopropyl ether	Ethylbenzene	Isopropylbenzene (Cumene)	p-Isopropyltoluene	Methylene Chloride	4-Methyl-2-pentanone (MIBK)	Methyl-tert-butyl ether	Naphthalene	n-Propylbenzene	Styrene	1,1,1,2-Tetrachloroethane	Tetrachloroethene	Toluene	1,2,4-Trimethylbenzene	1,3,5-Trimethylbenzene	Xylene (Total)	m&p-Xylene	o-Xylene
Soil-to-Water MSCCs				**68**	**540**	**31**	**NE**	**24,000**	**7.2**	**16,000**	**2,400**	**2,200**	**1,700**	**440**	**NE**	**280**	**30**	**1.9**	**320**	**8,000**	**1,300**	**120**	**23**	**420**	**85**	**200**	**1,400**	**900**	**4**	**5.0**	**5,400**	**6,600**	**6,600**	**6,000**	**NE**	**NE**
Residential MSCCs				**625**	**1,560**	**469**	**NE**	**14,000,000**	**12,000**	**9,380,000**	**782,000**	**1,560,000**	**1,560,000**	**312,000**	**NE**	**312,000**	**116,000**	**7,290**	**NE**	**60,300**	**1,560,000**	**1,560,000**	**93,800**	**1,250,000**	**156,000**	**5,500**	**1,560,000**	**3,120,000**	**25,200**	**93,800**	**1,250,000**	**156,000**	**156,000**	**3,120,000**	**NE**	**NE**
Industrial / Commercial MSCCs				**9,340**	**23,300**	**7,000**	**NE**	**210,000,000**	**59,400**	**140,000,000**	**11,600,000**	**23,300,000**	**23,300,000**	**4,670,000**	**NE**	**4,670,000**	**573,000**	**35,900**	**2,330,000**	**297,000**	**23,300,000**	**23,300,000**	**1,400,000**	**18,600,000**	**1,810,000**	**27,000**	**23,300,000**	**46,700,000**	**125,000**	**1,400,000**	**18,600,000**	**2,330,000**	**2,330,000**	**46,700,000**	**NE**	**NE**
92495194	MW-45_(25-27.5)	MW-45	09/11/2020	<7.18	<7.18	<7.18	<7.18	<126	<6.3	<126	<6.3	<6.3	<6.3	<6.3	<6.3	<6.3	<6.3	<6.3	<6.3	<6.3	<6.3	<6.3	<25.2	<63.0	<6.3	<6.3	<6.3	<6.3	<6.3	<6.3	<6.3	<6.3	<6.3	<12.6	<12.6	<6.3
92495313	MW-46_(25-27.5)	MW-46	09/12/2020	<7.89	**24.1**	<7.89	**32**	<116	<5.8	<116	<5.8	<5.8	<5.8	<5.8	<5.8	<5.8	<5.8	<5.8	<5.8	<5.8	<5.8	<5.8	<23.2	<57.9	<5.8	<5.8	<5.8	<5.8	<5.8	<5.8	<5.8	<5.8	<5.8	<11.6	<11.6	<5.8
92495313	MW-47_(25-27)	MW-47	09/12/2020	<8.95	<8.95	<8.95	**13.5**	<113	<5.7	<113	<5.7	<5.7	<5.7	<5.7	<5.7	<5.7	<5.7	<5.7	<5.7	<5.7	<5.7	<5.7	<22.6	<56.6	<5.7	<5.7	<5.7	<5.7	<5.7	<5.7	<5.7	<5.7	<5.7	<11.3	<11.3	<5.7
92495719	BH-21(12.5-15)	MW-49	09/15/2020	<7.49	<7.49	<7.49	<7.49	<111	<5.5	<111	<5.5	<5.5	<5.5	<5.5	<5.5	<5.5	<5.5	<5.5	<5.5	<5.5	<5.5	<5.5	<22.1	<55.3	<5.5	<5.5	<5.5	<5.5	<5.5	<5.5	<5.5	<5.5	<5.5	<11.1	<11.1	<5.5
92495719	BH-21(25-27.5)	MW-49	09/15/2020	<7.53	<7.53	<7.53	<7.53	<115	<5.8	<115	<5.8	<5.8	<5.8	<5.8	<5.8	<5.8	<5.8	<5.8	<5.8	<5.8	<5.8	<5.8	**99.2**	<57.5	<5.8	<5.8	<5.8	<5.8	<5.8	<5.8	<5.8	<5.8	<5.8	<11.5	<11.5	<5.8
92495719	BH-22 (17.5-20)	MW-50	09/15/2020	<7.55	<7.55	<7.55	<7.55	<149	<7.4	<149	<7.4	<7.4	<7.4	<7.4	<7.4	<7.4	<7.4	<7.4	<7.4	<7.4	<7.4	<7.4	<29.8	<74.5	<7.4	<7.4	<7.4	<7.4	<7.4	<7.4	<7.4	<7.4	<7.4	<14.9	<14.9	<7.4
92495719	BH-22 (25-27.5)	MW-50	09/15/2020	<8.73	<8.73	<8.73	<8.73	<136	<6.8	<136	<6.8	<6.8	<6.8	<6.8	<6.8	<6.8	<6.8	<6.8	<6.8	<6.8	<6.8	<6.8	<27.1	<67.8	<6.8	<6.8	<6.8	<6.8	<6.8	<6.8	<6.8	<6.8	<6.8	<13.6	<13.6	<6.8
92496432	MW-5(25-27.5)	MW-51	09/18/2020	<7.30	<7.30	<7.30	<7.30	<117	<5.8	<117	<5.8	<5.8	<5.8	<5.8	<5.8	<5.8	<5.8	<5.8	<5.8	<5.8	<5.8	<5.8	<23.4	<58.4	<5.8	<5.8	<5.8	<5.8	<5.8	<5.8	<5.8	<5.8	<5.8	<11.7	<11.7	<5.8
92497523	MW-52 (25-27.5)	MW-52	09/23/2020	<7.62	<7.62	**2.68**	**2.68**	<126	<6.3	<126	<6.3	<6.3	<6.3	<6.3	<6.3	<6.3	<6.3	<6.3	<6.3	<6.3	<6.3	<6.3	<25.1	<62.8	<6.3	<6.3	<6.3	<6.3	<6.3	<6.3	<6.3	<6.3	<6.3	<12.6	<12.6	<6.3
92498039	MW-54 (15'-17.5')	MW-54	09/28/2020	<8.26	<8.26	<8.26	<8.26	<104	<5.2	<104	<5.2	<5.2	<5.2	<5.2	<5.2	<5.2	<5.2	<5.2	<5.2	<5.2	<5.2	<5.2	<20.8	<51.9	<5.2	<5.2	<5.2	<5.2	<5.2	<5.2	<5.2	<5.2	<5.2	<10.4	<10.4	<5.2
92498039	MW-55 (58')	MW-55	09/29/2020	<6.26	<6.26	<6.26	<6.26	<99.8	<5.0	<99.8	<5.0	<5.0	<5.0	<5.0	<5.0	<5.0	<5.0	<5.0	<5.0	<5.0	<5.0	<5.0	<20.0	<49.9	<5.0	<5.0	<5.0	<5.0	<5.0	<5.0	<5.0	<5.0	<5.0	<10	<10	<5.0
92498395	MW-56 @ 15'	MW-56	09/30/2020	<6.86	<6.86	<6.86	<6.86	<107	<5.4	<107	<5.4	<5.4	<5.4	<5.4	<5.4	<5.4	<5.4	<5.4	<5.4	<5.4	<5.4	<5.4	<21.4	<53.6	<5.4	<5.4	<5.4	<5.4	<5.4	<5.4	<5.4	<5.4	<5.4	<10.7	<10.7	<5.4
92498395	MW-57 @ 12'	MW-57	09/30/2020	<8.05	<8.05	<8.05	<8.05	<114	<5.7	<114	<5.7	<5.7	<5.7	<5.7	<5.7	<5.7	<5.7	<5.7	<5.7	<5.7	<5.7	<5.7	<22.7	<56.9	<5.7	<5.7	<5.7	<5.7	<5.7	<5.7	<5.7	<5.7	<5.7	<11.4	<11.4	<5.7
92498540	MW-58 @30'	MW-58	10/02/2020	NA	NA	NA	NA	<123	<6.2	<123	<6.2	<6.2	<6.2	<6.2	<6.2	<6.2	<6.2	<6.2	<6.2	<6.2	<6.2	<6.2	<24.7	<61.7	<6.2	<6.2	<6.2	<6.2	<6.2	<6.2	<6.2	<6.2	<6.2	<12.3	<12.3	<6.2
92498670	MW-59@30	MW-59	10/02/2020	<5.70	<6.48	**1.95J**	<6.48	<113	<5.7	<113	<5.7	<5.7	<5.7	<5.7	<5.7	<5.7	<5.7	<5.7	<5.7	<5.7	<5.7	<5.7	<22.6	<56.6	<5.7	<5.7	<5.7	<5.7	<5.7	<5.7	<5.7	<5.7	<5.7	<11.3	<11.3	<5.7
92498670	MW-60@25-27.5	MW-60	10/03/2020	NA	NA	NA	NA	<126	<6.3	**59.6J**	<6.3	<6.3	<6.3	<6.3	<6.3	<6.3	<6.3	<6.3	<6.3	<6.3	<6.3	<6.3	**67.0**	<63.0	<6.3	<6.3	<6.3	<6.3	<6.3	<6.3	<6.3	<6.3	<6.3	<12.6	<12.6	<6.3
92512978	MW-64 (36'-38')	MW-64	12/17/2020	<6.60	**6.74**	**11.1**	**17.8**	<126	<6.3	<126	<6.3	<6.3	<6.3	<6.3	<6.3	<6.3	<6.3	<6.3	<6.3	<6.3	<6.3	<6.3	<25.1	<62.8	<6.3	<6.3	<6.3	<6.3	<6.3	<6.3	<6.3	<6.3	<6.3	<12.6	<12.6	<6.3
92513387	MW-65 (25')	MW-65	12/22/2020	<7.30	<7.30	<7.30	<7.30	<152	<7.6	<152	<7.6	<7.6	<7.6	<7.6	<7.6	<7.6	<7.6	<7.6	<7.6	<7.6	<7.6	<7.6	<30.3	<75.9	<7.6	<7.6	<7.6	<7.6	<7.6	<7.6	<7.6	<7.6	<7.6	<15.2	<15.2	<7.6
92513891	MW-66 40'-42'	MW-66	12/22/2020	<5.83	<5.83	<5.83	<5.83	<59.1	<1.18	<118	<14.8	<14.8	<5.91	<2.96	<2.96	<5.91	<2.96	<2.96	<1.18	<2.96	<2.96	<5.91	<29.6	<29.6	<1.18	<14.8	<5.91	<14.8	<2.96	<2.96	<5.91	<5.91	<5.91	<7.68	NA	NA
92513891	MW-66 40'-42'	MW-66	12/22/2020	<7.96	<7.96	<7.96	<7.96	<57.7	<1.15	<115	<14.4	<14.4	<5.77	<2.88	<2.88	<5.77	<2.88	<2.88	<1.15	<2.88	<2.88	<5.77	<28.8	<28.8	<1.15	<14.4	<5.77	<14.4	<2.88	<2.88	<5.77	<5.77	<5.77	<7.5	NA	NA
92513380	PMW 67 36-37	MW-67	12/21/2020	<6.21	<6.21	<6.21	<6.21	<62.1	<1.24	<124	<15.5	<15.5	<6.21	<3.1	<3.1	<6.21	<3.1	<3.1	<1.24	<3.1	<3.1	<6.21	<31	<31	<1.24	<15.5	<6.21	<15.5	<3.1	<3.1	<6.21	<6.21	<6.21	<8.07	NA	NA
92513380	PMW-67 36-37	MW-67	12/21/2020	<6.28	<6.28	<6.28	<6.28	<62.8	<1.26	<126	<15.7	<15.7	<6.28	<3.14	<3.14	<6.28	<3.14	<3.14	<1.26	<3.14	<3.14	<6.28	<31.4	<31.4	<1.26	<15.7	<6.28	<15.7	<3.14	<3.14	<6.28	<6.28	<6.28	<8.16	NA	NA
92513891	MW-68 30'-32'	MW-68	12/23/2020	<7.93	<7.93	<7.93	<7.93	<247	<12.4	<247	<12.4	<12.4	<12.4	<12.4	<12.4	<12.4	<12.4	<12.4	<12.4	<12.4	<12.4	<12.4	<49.4	<124	<12.4	<12.4	<12.4	<12.4	<12.4	<12.4	<12.4	<12.4	<12.4	<24.7	<24.7	<12.4
92512978	MW-69 (44'-46')	MW-69	12/15/2020	<6.61	**13.7**	**15**	**32**	<133	<6.7	<133	<6.7	<6.7	<6.7	<6.7	<6.7	<6.7	<6.7	<6.7	<6.7	<6.7	<6.7	<6.7	<26.6	<66.6	<6.7	<6.7	<6.7	<6.7	<6.7	<6.7	<6.7	<6.7	<6.7	<13.3	<13.3	<6.7
92514963	MW-71 (50-52)	MW-71	01/05/2021	<5.81	**22.2**	<5.81	**30.2**	<142	<7.1	<142	<7.1	<7.1	<7.1	<7.1	<7.1	<7.1	<7.1	<7.1	<7.1	<7.1	<7.1	<7.1	<28.3	<70.8	<7.1	<7.1	<7.1	<7.1	<7.1	<7.1	<7.1	<7.1	<7.1	<14.2	<14.2	<7.1
92521220	MW-74 (15'-17')	MW-74	02/06/2021	<7.79	<7.79	<7.79	<7.79	<77.9	<1.56	<156	<19.5	<19.5	<7.79	<3.89	<3.89	<7.79	<3.89	<3.89	<1.56	<3.89	<3.89	<7.79	<38.9	<38.9	<1.56	<19.5	<7.79	<19.5	<3.89	<3.89	<7.79	<7.79	<7.79	<10.1	NA	NA
92521220	MW-75 (30'-32')	MW-75	02/06/2021	<8.27	<8.27	<8.27	<8.27	<82.7	<1.65	<165	<20.7	<20.7	<8.27	<4.13	<4.13	<8.27	<4.13	<4.13	<1.65	<4.13	<4.13	<8.27	<41.3	<41.3	<1.65	<20.7	<8.27	<20.7	<4.13	<4.13	<8.27	<8.27	<8.27	<10.8	NA	NA
92521595	MW-76 (25'-27')	MW-76	02/10/2021	<6.42	<6.42	<6.42	<6.42	<61.5	<1.23	<123	<15.4	<15.4	<6.15	<3.07	<3.07	<6.15	<3.07	<3.07	<1.23	<3.07	<3.07	<6.15	<30.7	<30.7	<1.23	<15.4	<6.15	<15.4	<3.07	<3.07	<6.15	<6.15	<6.15	<7.99	<4.92	<3.07
92525140	MW-80 (20-22)	MW-80	03/02/2021	<7.940	<7.940	<7.940	<7.940	<78.3	<1.57	<157	<19.6	<19.6	<7.83	<3.92	<3.92	<7.83	<3.92	<3.92	<1.57	<3.92	<3.92	<7.83	<39.2	<39.2	<1.57	<19.6	<7.83	<19.6	<3.92	<3.92	<7.83	<7.83	<7.83	<10.2	<6.27	<3.92
92525771	MW-81 (15'-17')	MW-81	03/03/2021	<7.43	<7.43	<7.43	<7.43	<71.9	<1.44	<144	**96.3**	**49.2**	<7.19	<3.59	<3.59	**212**	<3.59	<3.59	<1.44	**9.39**	**43.7**	<7.19	<35.9	<35.9	<1.44	<18.0	**222**	<18.0	<3.59	<3.59	<7.19	**29.2**	<7.19	<9.35	**6.61**	<3.59
92525771	MW-82 (15'-17')	MW-82	03/03/2021	<7.27	<7.27	<7.27	<7.27	<90.5	<1.81	<181	**95.4**	**47.6**	<9.05	<4.53	<4.53	<9.05	<4.53	<4.53	<1.81	**6.20**	**37.5**	**18.4**	<45.3	<45.3	<1.81	<22.6	**170**	<22.6	<4.53	<4.53	<9.05	**31.4**	**18.5**	<11.8	<7.24	<4.53
92527131	MW-83 (40-42)	MW-83	03/05/2021	<6.02	<6.02	<6.02	<6.02	<60.3	<1.21	<121	<15.1	<15.1	<6.03	<3.01	<3.01	<6.03	<3.01	<3.01	<1.21	<3.01	<3.01	<6.03	<30.1	<30.1	<1.21	<15.1	<6.03	<15.1	<3.01	<3.01	<6.03	<6.03	<6.03	<7.83	<4.82	<3.01
92527131	MW-84 (20-22)	MW-84	03/06/2021	<8.34	<8.34	<8.34	<8.34	<80.3	<1.61	<161	<20.0	<20.0	<8.03	<4.02	<4.02	<8.03	<4.02	<4.02	<1.61	<4.02	<4.02	<8.03	<40.2	<40.2	<1.61	<20.0	<8.03	<20.0	<4.02	<4.02	<8.03	<8.03	<8.03	<10.4	<6.42	<4.02
92534559	MW-87_20210421	MW-87	05/06/2021	<3.6	<3.6	<3.6	<3.6	<122	<6.1	<122	<6.1	<6.1	<6.1	<6.1	<6.1	<6.1	<6.1	<6.1	<6.1	<6.1	<6.1	<6.1	<24.5	<61.2	<6.1	<6.1	<6.1	<6.1	<6.1	<6.1	<6.1	<6.1	<6.1	<12.2	<12.2	<6.1
92535726	MW-88 20-22_20210427	MW-88	04/27/2021	<5.7	<5.7	<5.7	<5.7	<183	<9.2	<183	<9.2	<9.2	<9.2	<9.2	<9.2	<9.2	<9.2	<9.2	<9.2	<9.2	<9.2	<9.2	<36.6	<91.5	<9.2	<9.2	<9.2	<9.2	<9.2	<9.2	<9.2	<9.2	<9.2	<18.3	<18.3	<9.2
92535726	MW-88 50-52_20210427	MW-88	04/27/2021	<6.8	<6.8	<6.8	<6.8	<183	<9.2	<183	<9.2	<9.2	<9.2	<9.2	<9.2	<9.2	<9.2	<9.2	<9.2	<9.2	<9.2	<9.2	<36.7	<91.7	<9.2	<9.2	<9.2	<9.2	<9.2	<9.2	<9.2	<9.2	<9.2	<18.3	<18.3	<9.2
92535726	MW-88 52-54_20210428	MW-88	04/27/2021	<4.5	<4.5	<4.5	<4.5	<190	<9.5	<190	<9.5	<9.5	<9.5	<9.5	<9.5	<9.5	<9.5	<9.5	<9.5	<9.5	<9.5	<9.5	<38	<95	<9.5	<9.5	<9.5	<9.5	<9.5	<9.5	<9.5	<9.5	<9.5	<19	<19	<9.5
92536024	MW-89 38-40_20210429	MW-89	04/29/2021	<4.6	<4.6	<4.6	<4.6	<184	<9.2	<184	<9.2	<9.2	<9.2	<9.2	<9.2	<9.2	<9.2	<9.2	<9.2	<9.2	<9.2	<9.2	<36.9	<92.2	<9.2	<9.2	<9.2	<9.2	<9.2	<9.2	<9.2	<9.2	<9.2	<18.4	<18.4	<9.2
92536024	MW-89 50-52_20210429	MW-89	04/29/2021	<4.1	<4.1	<4.1	<4.1	<177	<8.9	<177	<8.9	<8.9	<8.9	<8.9	<8.9	<8.9	<8.9	<8.9	<8.9	<8.9	<8.9	<8.9	<35.5	<88.7	<8.9	<8.9	<8.9	<8.9	<8.9	<8.9	<8.9	<8.9	<8.9	<17.7	<17.7	<8.9
92536024	MW-89 52-54_20210429	MW-89	04/29/2021	<4.3	<4.3	<4.3	<4.3	<163	<8.2	<163	<8.2	<8.2	<8.2	<8.2	<8.2	<8.2	<8.2	<8.2	<8.2	<8.2	<8.2	<8.2	<32.7	<81.7	<8.2	<8.2	<8.2	<8.2	<8.2	<8.2	<8.2	<8.2	<8.2	<16.3	<16.3	<8.2
92539536	PMW-90D (18'-20')	MW-90D	05/17/2021	**424**	**602**	**226**	**1,030**	**1,100J**	**291**	<,1360	**2,640**	<67.8	<67.8	<67.8	<67.8	<67.8	<67.8	<67.8	**71**	**9,200**	**1,570**	**2,120**	<271	**1,310**	<67.8	**5,300**	**5,470**	<67.8	<67.8	<67.8	**8,520**	**36,700**	**8,890**	**58,800**	**40,000**	**18,800**
92539923	PMW-91D(14'-16')	MW-91D	05/18/2021	**2,820**	**1,800**	**439**	**4,620**	<4,360	**4,740**	<4,360	**6,530**	<218	<218	<218	<218	<218	<218	<218	**782**	**55,000**	**5,170**	**4,910**	<873	**6,440**	**114J**	**10,200**	<218	<218	<218	<218	**94,700**	**98,100**	<218	**320,000**	**226,000**	**94,800**
92492881	RW-4 (15-17.5) Duplicate	RW-4	08/27/2020	NA	NA	NA	NA	<95	<4.7	<95	<4.7	<4.7	<4.7	<4.7	<4.7	<4.7	<4.7	<4.7	<4.7	<4.7	<4.7	<4.7	<19	<47.5	<4.7	<4.7	<4.7	<4.7	<4.7	<4.7	<4.7	**5.1**	<4.7	<4.7	<9.5	<9.5	<4.7
92492881	RW-4 (15-17.5)	RW-04	08/27/2020	<7.53	<7.53	<7.53	<7.53	<95	<4.7	<95	<4.7	<4.7	<4.7	<4.7	<4.7	<4.7	<4.7	<4.7	<4.7	<4.7	<4.7	<4.7	<19	<47.5	<4.7	<4.7	<4.7	<4.7	<4.7	<4.7	<4.7	<4.7	<4.7	<9.5	<9.5	<4.7
92492881	RW-4 (20.22.5)	RW-04	08/27/2020	<7.37	<7.37	<7.37	<7.37	<88.1	<4.4	<88.1	<4.4	<4.4	<4.4	<4.4	<4.4	<4.4	<4.4	<4.4	<4.4	**4.6**	<4.4	<4.4	<17.6	<44	<4.4	**7.5**	<4.4	<4.4	<4.4	<4.4	**24.3**	**11.3**	<4.4	**24.9**	**14.6**	**10.2**
92493095	RW-5_(30-32.5)	RW-05	08/28/2020	**11.3**	**12.7**	<6.95	NA	<638	**1,470**	<638	**704**	<31.9	<31.9	<31.9	<31.9	<31.9	<31.9	<31.9	<31.9	**5,920**	**641**	**631**	<128	<319	<31.9	**2,010**	<31.9	<31.9	<31.9	<31.9	**18,800**	**14,800**	**4,260**	**32,400**	**23,100**	**9,320**
92493096	RW-6_(37.5-40)	RW-06	08/28/2020	**392**	**641**	**259**	NA	<1,570	**1,130**	<1,570	**2,990**	<78.5	<78.5	<78.5	<78.5	<78.5	<78.5	<78.5	<78.5	**14,200**	**1,890**	<78.5	<314	<785	<78.5	**10,100**	<78.5	<78.5	<78.5	<78.5	**29,800**	**53,100**	**14,900**	**83,600**	**58,000**	**25,700**
92493643	BH-02 (27.5-30)	RW-07	09/02/2020	**904**	**770**	**438**	**2,110**	<310	**457**	<310	<15.5	<15.5	<15.5	<15.5	<15.5	<15.5	<15.5	<15.5	**40.4**	**3,490**	<15.5	**488**	**89.6**	<155	<15.5	**1,980**	<15.5	<15.5	<15.5	<15.5	**7,530**	**10,900**	**2,950**	**21,500**	**14,700**	**6,760**
92493643	BH-02 (32.5-35)	RW-07	09/02/2020	**6,960**	**3,750**	**1,650**	**12,400**	<11,800	**24,400**	<11,800	<592	<592	<592	<592	<592	<592	<592	<592	**1,280**	**147,000**	<592	<592	<2,370	<5,920	<592	**35,900**	<592	<592	<592	<592	**399,000**	**326,000**	**89,800**	**856,000**	**600,000**	**256,000**
92493136	RW-09_(22.5-25)	RW-09	08/30/2020	<7.38	<7.38	<7.38	NA	<108	**66.5**	<108	<5.4	<5.4	<5.4	<5.4	<5.4	<5.4	<5.4	<5.4	<5.4	**78.4**	<5.4	**12.9**	<21.7	<54.2	<5.4	**20.5**	<5.4	<5.4	<5.4	<5.4	**269**	**219**	**67.6**	**436**	**313**	**123**
92493992	RW-11_(25-27.5)	RW-11	09/02/2020	<6.72	<6.72	<6.72	<6.72	<67.2	**34**	<134	**23.5**	<16.8	<6.72	<3.36	<3.36	<6.72	<3.36	<3.36	**3.87**	**34.4**	**5.87**	<6.72	<33.6	<33.6	<1.34	<16.8	<6.72	<16.8	<3.36	<3.36	**224**	**27.7**	<6.72	<8.74	**131**	**46.1**
92493992	RW-11_(27.5-30)	RW-11	09/02/2020	**201**	**76.2**	**41.1**	**319**	<60.3	**912**	<121	**1,070**	**380**	<6.03	<3.01	<3.01	<6.03	<3.01	<3.01	<1.21	**4,260**	**839**	**248**	<30.1	<30.1	**8.16**	**1,770**	**1,640**	<15.1	<3.01	<3.01	**11,500**	**10,800**	**2,700**	**22,400**	**16,000**	**6,340**
92494609	BH-10 (10-12.5)	RW-18	09/04/2020	<8.49	<8.49	<8.49	<8.49	<152	<7.6	<152	<7.6	<7.6	<7.6	<7.6	<7.6	<7.6	<7.6	<7.6	<7.6	**12.4**	<7.6	<7.6	<30.5	<76.2	<7.6	<7.6	<7.6	<7.6	<7.6	<7.6	**58.5**	**18.8**	<7.6	**59.2**	**40.1**	**19.1**
92494609	BH-10 (22.5-25)	RW-18	09/04/2020	**344**	**711**	**311**	**1,060**	<2,860	**913**	<2,860	<143	<143	<143	<143	<143	<143	<143	<143	<143	**18,200**	<143	<143	<573	<1430	<143	**10,300**	<143	<143	<143	<143	**28,400**	**78,000**	**22,300**	**112,000**	**76,200**	**35,500**
92497664	RW-36 (22.5-25)	RW-36	09/27/2020	<6.78	<6.78	**2.39**	**2.39**	<146	<7.3	<146	<7.3	<7.3	<7.3	<7.3	<7.3	<7.3	<7.3	<7.3	<7.3	<7.3	<7.3	<7.3	<29.1	<72.8	<7.3	<7.3	<7.3	<7.3	<7.3	<7.3	<7.3	<7.3	<7.3	<14.6	<14.6	<7.3
92497664	RW-37 (25-30)	RW-37	09/27/2020	<6.79	<6.79	**2.35**	**2.35**	<129	<6.4	<129	<6.4	<6.4	<6.4	<6.4	<6.4	<6.4	<6.4	<6.4	<6.4	<6.4	<6.4	<6.4	<25.7	<64.3	<6.4	<6.4	<6.4	<6.4	<6.4	<6.4	<6.4	<6.4	<6.4	<12.9	<12.9	<6.4
92498670	RW-40@25-27.5	RW-40	10/03/2020	NA	NA	NA	NA	<116	<5.8	**55.1J**	<5.8	<5.8	<5.8	<5.8	<5.8	<5.8	<5.8	<5.8	<5.8	<5.8	<5.8	<5.8	**47.2**	<57.8	<5.8	<5.8	<5.8	<5.8	<5.8	<5.8	<5.8	<5.8	<5.8	<11.6	<11.6	<5.8
92509149	PMW-11@ (46'-48')	RW-48	11/30/2020	**113**	**284**	**321**	**397**	<130	**32.2**	<130	**465**	<6.5	<6.5	<6.5	<6.5	<6.5	<6.5	<6.5	<6.5	**705**	**157**	<6.5	<26	**167**	<6.5	**1,680**	**662**	<6.5	<6.5	<6.5	**798**	**5,990**	**1,720**	**3,930**	**2,560**	**1,380**
92518156	RW-51(45-47)	RW-51	01/18/2021	**1,290**	**1,280**	**589**	**3,160**	<5,370	**7,260**	<10,700	**6,670**	**2,510**	<537	<269	<269	<537	<269	<269	**513**	**57,700**	**6,650**	**1,440**	<2,690	<2,690	<107	**18,500**	**25,400**	<1,340	<269	<269	**136,000**	**133,000**	**43,000**	**310,000**	NA	NA
92518156	RW-52(30-32)	RW-52	01/18/2021	**2,640**	**2,360**	**709**	**5,720**	<15,700	**60,100**	<31,500	**4,580**	<3,930	<1570	<787	<787	<1,570	<787	<787	**1,700**	**140,000**	**10,000**	<1,570	<7,870	<7,870	<315	**38,200**	**35,700**	<3,930	<787	<787	**681,000**	**186,000**	**50,200**	**703,000**	NA	NA
92520906	HCW-24	HCW-24	02/06/2021	**7.11**	<5.64	<5.64	**7.11**	<56.6	<1.13	<113	<14.1	<14.1	<5.66	<2.83	<2.83	<5.66	<2.83	<2.83	<1.13	<2.83	<2.83	<5.66	<28.3	<28.3	<1.13	<14.1	<5.66	<14.1	<2.83	<2.83	<5.66	<5.66	<5.66	<7.36	NA	NA
92537163	RW-63 40-42	RW-63	05/05/2021	**19,200**	**18,200**	**5,130**	**37,500**	<30,400	**21,700**	<30,400	**55,100**	<1,520	<1520	<1,520	<1,520	<1,520	<1520	<1,520	**4,760**	**440,000**	**48,500**	**49,900**	<6,090	**26,200**	<1,520	**130,000**	**184,000**	<1,520	<1,520	<1,520	**813,000**	**1,110,000**	**323,000**	**2,660,000**	**1,850,000**	**808,000**
92537163	RW-63 42-44	RW-63	05/05/2021	**26,400**	**20,000**	**5,630**	**46,300**	<34,900	**50,500**	<34,900	**61,300**	<1,750	<1750	<1,750	<1,750	<1,750	<1750	<1,750	**10,900**	**578,000**	**61,700**	**57,500**	<6,980	<17,500	<1,750	**174,000**	**222,000**	<1,750	<1,750	<1,750	**1,230,000**	**1,370,000**	**395,000**	**3,450,000**	**2,400,000**	**1,050,000**
92537482	RW-64 10-12_20210506	RW-64	05/06/2021	**100**	**97.0**	**27.4**	**197**	<221	**1,280**	<221	<11.1	<11.1	<11.1	<11.1	<11.1	<11.1	<11.1	<11.1	**239**	**1230**	**72.0**	**56.4**	<44.2	<111	<11.1	**169**	**246**	<11.1	<11.1	<11.1	**8,030**	**1,630**	<11.1	**7,460**	**5,220**	**2,250**
92537482	RW-64 20-22_20210506	RW-64	05/06/2021	**8,610**	**6,760**	**1,600**	**15,400**	<11,800	**13,700**	<11,800	**17,800**	<591	<591	<591	<591	<591	<591	<591	**1,430**	**182,000**	**17,200**	**15,900**	<2,370	**14,600**	<591	**36,900**	**62,500**	<591	<591	<591	**411,000**	**351,000**	**101,000**	**1,060,000**	**751,000**	**314,000**
92537482	RW-65 4-6_20210506	RW-65	05/06/2021	**18.2**	<6.3	<6.3	**21.4**	<264	**889**	<264	<13.2	<13.2	<13.2	<13.2	<13.2	<13.2	<13.2	<13.2	**34.8**	**270**	<13.2	<13.2

Table 2
Summary of Delineation Soil Sampling Results

Colonial Pipeline Company
2020-L1-SR2448
Huntersville, North Carolina

Lab Report	Sample ID	Well ID	Sample Date	MADEP VPH (mg/kg)				Volatile Organic Compounds (EPA 8260D) (µg/kg)																												
				Aliphatic (C05-C08)	Aliphatic (C09-C12)	Aromatic (C09-C10), Unadjusted	Total VPH	Acetone	Benzene	2-Butanone (MEK)	n-Butylbenzene	sec-Butylbenzene	tert-Butylbenzene	Chlorobenzene	2-Chlorotoluene	4-Chlorotoluene	1,1-Dichloroethane	1,2-Dichloroethane	Diisopropyl ether	Ethylbenzene	Isopropylbenzene (Cumene)	p-Isopropyltoluene	Methylene Chloride	4-Methyl-2-pentanone (MIBK)	Methyl-tert-butyl ether	Naphthalene	n-Propylbenzene	Styrene	1,1,1,2-Tetrachloroethane	Tetrachloroethene	Toluene	1,2,4-Trimethylbenzene	1,3,5-Trimethylbenzene	Xylene (Total)	m&p-Xylene	o-Xylene
Soil-to-Water MSCCs				**68**	**540**	**31**	**NE**	**24,000**	**7.2**	**16,000**	**2,400**	**2,200**	**1,700**	**440**	**NE**	**280**	**30**	**1.9**	**320**	**8,000**	**1,300**	**120**	**23**	**420**	**85**	**200**	**1,400**	**900**	**4**	**5.0**	**5,400**	**6,600**	**6,600**	**6,000**	**NE**	**NE**
Residential MSCCs				**625**	**1,560**	**469**	**NE**	**14,000,000**	**12,000**	**9,380,000**	**782,000**	**1,560,000**	**1,560,000**	**312,000**	**NE**	**312,000**	**116,000**	**7,290**	**NE**	**60,300**	**1,560,000**	**1,560,000**	**93,800**	**1,250,000**	**156,000**	**5,500**	**1,560,000**	**3,120,000**	**25,200**	**93,800**	**1,250,000**	**156,000**	**156,000**	**3,120,000**	**NE**	**NE**
Industrial / Commercial MSCCs				**9,340**	**23,300**	**7,000**	**NE**	**210,000,000**	**59,400**	**140,000,000**	**11,600,000**	**23,300,000**	**23,300,000**	**4,670,000**	**NE**	**4,670,000**	**573,000**	**35,900**	**2,330,000**	**297,000**	**23,300,000**	**23,300,000**	**1,400,000**	**18,600,000**	**1,810,000**	**27,000**	**23,300,000**	**46,700,000**	**125,000**	**1,400,000**	**18,600,000**	**2,330,000**	**2,330,000**	**46,700,000**	**NE**	**NE**
92541038	RW-67 24-26_20210525	RW-67	05/25/2021	**4,530**	**2,670**	**831**	**7,190**	<5,370	**7,580**	<5,370	**10,100**	<269	<269	<269	<269	<269	<269	<269	**1,970**	**86,200**	**8,710**	**8,610**	<1,070	**6,700**	**395**	**26,900**	<269	<269	<269	<269	**177,000**	**209,000**	**51,100**	**519,000**	**362,000**	**157,000**
92541038	RW-67 38-40_20210525	RW-67	05/25/2021	**1,160**	**392**	**103**	**1,550**	<593	**2,710**	<593	**804**	<29.6	<29.6	<29.6	<29.6	<29.6	<29.6	<29.6	**671**	**8,250**	**753**	**708**	<119	**606**	**408**	**2,820**	<29.6	<29.6	<29.6	<29.6	**26,500**	**18,200**	**4,310**	**47,000**	**33,000**	**13,900**
92541342	RW-68 12-14_20210527	RW-68	05/27/2021	<3.8	<3.8	<3.8	<3.8	<124	**348**	<124	<6.2	<6.2	<6.2	<6.2	<6.2	<6.2	<6.2	<6.2	**64**	**309**	**21**	**14**	<24.7	<61.8	<6.2	**74**	<6.2	<6.2	<6.2	<6.2	**1,960**	**427**	<6.2	**1,850**	**1,200**	**647**
92541342	RW-68 16-18_20210527	RW-68	05/27/2021	**1,850**	**1,570**	**490**	**3,410**	<4,500	**2,230**	<4,500	**6,540**	<225	<225	<225	<225	<225	<225	<225	<225	**40,300**	**4,740**	**5,760**	<899	<2,250	<225	**16,500**	<225	**1,940**	<225	<225	**85,900**	**127,000**	**32,200**	**229,000**	**161,000**	**67,700**
92541342	RW-68 34-36_20210527	RW-68	05/27/2021	**7,020**	**4,110**	**1,130**	**11,100**	<11,100	**20,700**	<11,100	**13,000**	<555	<555	<555	<555	<555	<555	<555	**2,370**	**143,000**	**13,000**	**11,700**	<2,220	<5,550	**603**	**30,100**	<555	<555	<555	<555	**388,000**	**294,000**	**74,000**	**808,000**	**575,000**	**234,000**
92541342	RW-68 42-44_20210527	RW-68	05/27/2021	**3,600**	**1,480**	**407**	**5,080**	<4,500	**16,900**	<4,500	**3,170**	<225	<225	<225	<225	<225	<225	<225	**1,480**	**40,300**	**3,290**	**3,080**	<900	<2,250	**484**	**8,510**	<225	<225	<225	<225	**150,000**	**76,100**	**18,700**	**225,000**	**160,000**	**64,400**
92541460	RW-69 16-18_20210528	RW-69	05/28/2021	**6,540**	**2,790**	**847**	**9,330**	<8,950	**30,100**	<8,950	**10,800**	<447	<447	<447	<447	<447	<447	<447	<447	**113,000**	**10,100**	**9,000**	<1,790	<4,470	<447	**23,600**	<447	<447	<447	<447	**432,000**	**241,000**	**62,400**	**600,000**	**433,000**	**167,000**
92541460	RW-69 28-30_20210528	RW-69	05/28/2021	**6,110**	**4,460**	**1,240**	**10,600**	<8,580	**14,000**	<8,580	**11,800**	<429	<429	<429	<429	<429	<429	<429	**1,260**	**120,000**	**11,600**	**11,100**	<1,720	<4,290	<429	**29,600**	<429	<429	<429	<429	**292,000**	**259,000**	**63,400**	**697,000**	**490,000**	**207,000**
92541460	RW-69 34-35_20210528	RW-69	05/28/2021	**24,200**	**27,400**	**8,030**	**51,600**	<30,200	**28,800**	<30,200	**35,800**	<1,510	<1,510	<1,510	<,1510	<1,510	<1,510	<1,510	**1,980**	**331,000**	**34,200**	**34,100**	<6,040	<15,100	<1,510	**92,500**	<1,510	<1,510	<1,510	<1,510	**762,000**	**823,000**	**203,000**	**1,920,000**	**1,350,000**	**567,000**
Soil Delineation Samples (Area A)																																				
92543915	BA2 (0.75'-2.00')	N/A	06/10/2021	<6.6	<6.6	<6.6	<6.6	<148	<7.4	<148	<7.4	<7.4	<7.4	<7.4	<7.4	<7.4	<7.4	<7.4	<7.4	<7.4	<7.4	<7.4	<29.7	<74.1	<7.4	<7.4	<7.4	<7.4	<7.4	<7.4	**25.0**	**5.8J**	<7.4	**33.5**	**26.3**	**7.1J**
92543915	BA2 (18'-20')	N/A	06/10/2021	**18.7**	<5.0	<5.0	**19.7**	<175	**7.2J**	<175	<8.7	<8.7	<8.7	<8.7	<8.7	<8.7	<8.7	<8.7	<8.7	<8.7	<8.7	<8.7	<34.9	<87.3	<8.7	<8.7	<8.7	<8.7	<8.7	<8.7	**28.2**	<8.7	<8.7	**15.1J**	**15.1J**	<8.7
92543943	BA2(32-34')	N/A	06/10/2021	**1,390**	**1,190**	**322**	**2,580**	**1,980**	**1,320**	<1,860	**2,600**	<93.2	<93.2	**57.4J**	<93.2	<93.2	<93.2	<93.2	<93.2	**19,600**	**2,120**	**2,410**	<373	<932	<93.2	**6,600**	<93.2	<93.2	<93.2	<93.2	**34,500**	**48,300**	**13,300**	**108,000**	**75,100**	**33,100**
92543915	BB2 (0.75'-2.00')	N/A	06/10/2021	**8.6**	**5.5**	<5.1	**14.1**	<183	**142**	<183	**15.7**	<9.1	<9.1	<9.1	<9.1	<9.1	<9.1	<9.1	**5.2J**	**394**	**23.0**	**13.9**	<36.6	<91.4	<9.1	**51.4**	<9.1	<9.1	<9.1	<9.1	**1,610**	**436**	<9.1	**1,980**	**1,390**	**595**
92543915	BB2 (10.0'-12.0')	N/A	06/10/2021	<5.5	<5.5	<5.5	<5.5	<228	<11.4	<228	<11.4	<11.4	<11.4	<11.4	<11.4	<11.4	<11.4	<11.4	<11.4	**12.7**	<11.4	<11.4	<45.7	<114	<11.4	<11.4	<11.4	<11.4	<11.4	<11.4	**58.5**	**17.3**	<11.4	**88.8**	**64.1**	**24.7**
92543943	BB2(40-42')	N/A	06/10/2021	**12,100**	**9,720**	**2,860**	**21,800**	<7,170	**4,750**	<7,170	**10,000**	<359	<359	<359	<359	<359	<359	<359	**669**	**66,600**	**8,220**	**9,330**	<1,430	<3,590	<359	**27,400**	<359	<359	<359	<359	**125,000**	**216,000**	**52,200**	**393,000**	**271,000**	**122,000**
92543915	BB3 (0.75'-2.00')	N/A	06/10/2021	<4.8	<4.8	<4.8	<4.8	<209	<10.5	<209	<10.5	<10.5	<10.5	<10.5	<10.5	<10.5	<10.5	<10.5	<10.5	<10.5	<10.5	<10.5	<41.9	<105	<10.5	<10.5	<10.5	<10.5	<10.5	<10.5	**11.0**	<10.5	<10.5	<20.9	<20.9	<10.5
92543915	BB3 (32'-34')	N/A	06/10/2021	<3.8	<3.8	<3.8	<3.8	<135	**64.8**	**59.0J**	<6.7	<6.7	<6.7	<6.7	<6.7	<6.7	<6.7	<6.7	**22.9**	**30.2**	<6.7	<6.7	<27.0	<67.4	<6.7	**32.3**	<6.7	<6.7	<6.7	<6.7	**232**	**74.1**	**19.7**	**184**	**124**	**59.8**
92544158	AA2 (0-2') _20210614	N/A	06/14/2021	**4.8**	<4.0	<4.0	**8.7**	<166	<8.3	<166	<8.3	<8.3	<8.3	<8.3	<8.3	<8.3	<8.3	<8.3	<8.3	<8.3	<8.3	<8.3	<33.1	<82.8	<8.3	<8.3	<8.3	<8.3	<8.3	<8.3	**10.1**	<8.3	<8.3	<16.6	<16.6	<8.3
92544158	AA2 (16-18') _20210614	N/A	06/14/2021	<4.4	<4.4	<4.4	**5.7**	<164	**5.3J**	<164	<8.2	<8.2	<8.2	<8.2	<8.2	<8.2	<8.2	<8.2	<8.2	<8.2	<8.2	<8.2	<32.9	<82.1	<8.2	<8.2	<8.2	<8.2	<8.2	<8.2	**43.5**	**8.4**	<8.2	**33.8**	**26.5**	**7.3J**
92544157	AA2 (34-36') _20210614	N/A	06/14/2021	**8,410**	**3,990**	**1,290**	**12,400**	<14,200	**55,400**	<14,200	<712	<712	<712	<712	<712	<712	<712	<712	**143,000**	**10,800**	**9,390**	<2,850	<7,120	<712	**22,100**	<712	<712	<712	**945**	**496,000**	**211,000**	<712	**710,000**	**513,000**	**197,000**
92544158	AA3 (0-2') _20210614	N/A	06/14/2021	**15.1**	**5.7**	<4	**20.8**	<153	**47.1**	<153	<7.7	<7.7	<7.7	<7.7	<7.7	<7.7	<7.7	<7.7	**8.5**	**20.7**	<7.7	<7.7	<30.6	<76.6	<7.7	**13.9**	<7.7	<7.7	<7.7	<7.7	**174**	**35.8**	<7.7	**143**	**87.7**	**55.2**
92544158	AA3 (12-14') _20210614	N/A	06/14/2021	**279**	**135**	**40.7**	**414**	<9,420	**22,900**	<9,420	<471	<471	<471	<471	<471	<471	<471	<471	**72,400**	<471	**5,690**	<1,880	<4,710	<471	**15,700**	<471	<471	<471	<471	**262,000**	**139,000**	**41,500**	**390,000**	**282,000**	**108,000**
92544816	AA8 12-14_20210616	N/A	06/16/2021	**42.4**	**103**	**40.0**	**146**	**62.9J**	**322**	<135	**151**	<6.7	<6.7	<6.7	<6.7	<6.7	<6.7	<6.7	**20.3**	**288**	**43.5**	**106**	**82.0**	<67.4	<6.7	**305**	**177**	<6.7	<6.7	<6.7	**1,650**	**2,080**	**505**	**2,170**	**1,430**	**742**
92544158	AB2 (0-2') _20210614	N/A	06/14/2021	<3.9	<3.9	<3.9	**4.1**	<157	**36.2**	<157	<7.8	<7.8	<7.8	<7.8	<7.8	<7.8	<7.8	<7.8	<7.8	**21.8**	<7.8	<7.8	<31.3	<78.3	<7.8	<7.8	<7.8	<7.8	<7.8	<7.8	**199**	**13.7**	<7.8	**113**	**82.6**	**30.0**
92544158	AB2 (20-22') _20210614	N/A	06/14/2021	**13,100**	**4,760**	**1,560**	**17,900**	<20,100	**97,000**	<20,100	<1,010	<1,010	<1010	<1,010	<1010	<1,010	<1010	<1,010	<1,010	**228,000**	**17,300**	**14,600**	<4,030	<10,100	**556J**	**40,900**	<1,010	<1,010	<1,010	<1,010	**880,000**	**363,000**	**105,000**	**1,100,000**	**797,000**	**306,000**
92544157	AB2 (32-34') _20210614	N/A	06/14/2021	**9,530**	**3,070**	**1,000**	**12,600**	<12,800	**58,400**	<12,800	<638	<638	<638	<638	<638	<638	<638	<638	<638	**137,000**	**10,300**	**9,360**	<2,550	<6,380	<638	**21,100**	<638	<638	<638	<638	**493,000**	**209,000**	**60,500**	**667,000**	**485,000**	**183,000**
92544080	BA3 (0-2) _20210611	N/A	06/11/2021	<4.2	<4.2	<4.2	<4.2	<165	<8.3	<165	<8.3	<8.3	<8.3	<8.3	<8.3	<8.3	<8.3	<8.3	<8.3	<8.3	<8.3	**23.9**	<33	<82.6	<8.3	<8.3	<8.3	<8.3	<8.3	<8.3	**8.3**	<8.3	<8.3	<16.5	<16.5	<8.3
92544080	BA3 (22-24) _20210611	N/A	06/11/2021	**2,560**	**1,440**	**355**	**4,010**	<3,270	**8,680**	<3,270	<164	<164	<164	**146J**	<164	<164	<164	<164	**46,900**	<164	**3,810**	<655	<1,640	<164	**11,100**	<164	<164	<164	<164	**142,000**	**94,100**	**27,900**	**232,000**	**167,000**	**65,200**
92544080	BA4 (0-2) _20210611	N/A	06/11/2021	<4.2	<4.2	<4.2	**4.6**	<160	<8	<160	<8	<8	<8	<8	<8	<8	<8	<8	<8	<8	<8	<8	<32	<80	<8	<8	<8	<8	<8	<8	**14.3**	<8	<8	<16	<16	<8
92544080	BA4 (18-20) _20210611	N/A	06/11/2021	**13,500**	**6,260**	**1,590**	**19,800**	<17,400	**42,400**	<17,400	<872	<872	<872	<872	<872	<872	<872	<872	**174,000**	<872	**13,000**	<3,490	<8,720	<872	**39,100**	<872	<872	<872	<872	**535,000**	**305,000**	<872	**860,000**	**613,000**	**246,000**
92544158	BA5 (0-2') _20210614	N/A	06/14/2021	**14.6**	**7.2**	<3.1	**21.8**	<123	<6.1	<123	<6.1	<6.1	<6.1	<6.1	<6.1	<6.1	<6.1	<6.1	<6.1	<6.1	<6.1	<6.1	<24.5	<61.3	<6.1	<6.1	<6.1	<6.1	<6.1	<6.1	**5.1J**	<6.1	<6.1	<12.3	<12.3	<6.1
92544158	BA5 (10-12') _20210614	N/A	06/14/2021	**3,470**	**2,470**	**673**	**5,940**	**4,240J**	**11,400**	<7,560	**7,280**	<378	<378	**201J**	<378	<378	<378	<378	**98,700**	<378	**5,810**	<1,510	<3,780	<378	**14,300**	<378	<378	<378	<378	**202,000**	**118,000**	<378	**530,000**	**383,000**	**147,000**
92544080	BA6 (0-2') _20210612	N/A	06/12/2021	**9.0**	**7.9**	<4.6	**16.9**	<180	<9	<180	<9	<9	<9	<9	<9	<9	<9	<9	<9	<9	<9	<9	<36	<89.9	<9	<9	<9	<9	<9	<9	**10.4**	<9	<9	<18	<18	<9
92544080	BA6 (8-10') _20210612	N/A	06/12/2021	**33,000**	**18,500**	**5,610**	**51,500**	**26,600J**	**53,500**	<30,800	**26,500**	<1,540	<1540	<1,540	<1540	<1,540	<1540	<1,540	**340,000**	**29,500**	**25,200**	<6,170	<1,540	<1,540	**54,100**	<1,540	<1,540	<1,540	**29,600**	**1,020,000**	**563,000**	**162,000**	**1,780,000**	**1,270,000**	**501,000**
92544080	BA7(0-2') _20210612	N/A	06/12/2021	**32.5**	**44.3**	<30.6	**76.8**	<173	**23.2**	<173	<8.6	<8.6	<8.6	<8.6	<8.6	<8.6	<8.6	<8.6	**36.7**	<8.6	<8.6	<34.6	<86.5	<8.6	<8.6	<8.6	<8.6	<8.6	<8.6	**277**	**28.7**	**7.9J**	**189**	**142**	**46.5**
92544080	BA7(10-12') _20210612	N/A	06/12/2021	**7,690**	**6,630**	**2,120**	**14,300**	**13,600**	**14,800**	<9,340	**18,600**	<467	<467	**361J**	<467	<467	<467	<467	**169,000**	**15,400**	**14,400**	<1,870	<4,670	<467	**36,100**	<467	<467	<467	<467	**439,000**	**350,000**	**107,000**	**873,000**	**629,000**	**244,000**
92544080	BA8 (0-2') _20210612	N/A	06/12/2021	<4.8	<4.8	<4.8	<4.8	<175	<8.7	<175	<8.7	<8.7	<8.7	<8.7	<8.7	<8.7	<8.7	<8.7	<8.7	<8.7	<8.7	<8.7	<34.9	<87.3	<8.7	<8.7	<8.7	<8.7	<8.7	<8.7	**10.7**	<8.7	<8.7	<17.5	<17.5	<8.7
92544080	BA8 (22-24') _20210612	N/A	06/12/2021	**950**	**4,400**	**2,100**	**5,350**	**5,370J**	<408	<8,170	**25,700**	<408	<408	<408	<408	<408	<408	<408	**6,570**	<408	**21,100**	<1,630	<4,080	<408	**48,900**	<408	<408	<408	<408	**1,050**	**371,000**	**86,700**	**66,000**	**39,900**	**26,200**
92544080	BB4 (0-2) _20210611	N/A	06/11/2021	**21**	**9.2**	<4.4	**30.3**	<168	**327**	<168	<8.4	<8.4	<8.4	<8.4	<8.4	<8.4	<8.4	<8.4	**98.8**	<8.4	<8.4	<33.7	<84.1	<8.4	<8.4	<8.4	<8.4	<8.4	<8.4	**1,210**	**33.0**	<8.4	**443**	**321**	**122**
92544080	BB4 (18-20) _20210611	N/A	06/11/2021	**182**	**175**	**64.7**	**357**	**1,670**	**25.8**	<144	**532**	<7.2	<7.2	**16.2**	<7.2	<7.2	<7.2	<7.2	**13.3**	**780**	<7.2	<7.2	<28.9	<72.2	<7.2	**1,470**	<7.2	**45.9**	<7.2	<7.2	**625**	**5,590**	**1,630**	**4,720**	**3,130**	**1,590**
92544080	BB5 (0-2) _20210611	N/A	06/11/2021	**4.7**	**7.0**	<4.4	**11.7**	<172	<8.6	<172	<8.6	<8.6	<8.6	<8.6	<8.6	<8.6	<8.6	<8.6	<8.6	<8.6	<8.6	<8.6	<34.3	<85.8	<8.6	<8.6	<8.6	<8.6	<8.6	<8.6	**10.9**	<8.6	<8.6	<17.2	<17.2	<8.6
92544080	BB5 (16-19) _20210611	N/A	06/11/2021	**5,120**	**3,540**	**984**	**8,660**	**6,460**	**8,980**	<4,350	<217	<217	<217	**246**	<217	<217	<217	<217	<217	**66,300**	<217	**7,230**	<869	<2,170	<217	**21,400**	<217	<217	<217	<217	**164,000**	**159,000**	**46,700**	**342,000**	**242,000**	**100,000**
92544080	BB6 (0-2) _20210611	N/A	06/11/2021	**4.0**	**4.6**	<3.5	**8.6**	<135	<6.7	<135	<6.7	<6.7	<6.7	<6.7	<6.7	<6.7	<6.7	<6.7	<6.7	<6.7	<6.7	<6.7	<26.9	<67.3	<6.7	<6.7	<6.7	<6.7	<6.7	<6.7	**10.9**	<6.7	<6.7	<13.5	<13.5	<6.7
92544080	BB6 (14-16) _20210611	N/A	06/11/2021	**164**	**139**	**54**	**304**	<153	**45.1**	<153	<7.7	<7.7	<7.7	<7.7	<7.7	<7.7	<7.7	<7.7	<7.7	**436**	**119**	<7.7	<30.6	<76.6	<7.7	**562**	<7.7	<7.7	<7.7	<7.7	**637**	**4,060**	**1,090**	**3,210**	**2,240**	**971**
92544080	BB7 (0-2') _20210612	N/A	06/12/2021	<3.6	<3.6	<3.6	**5.4**	<147	**8.8**	<147	<7.4	<7.4	<7.4	<7.4	<7.4	<7.4	<7.4	<7.4	**14.0**	<7.4	**103**	<29.5	<73.7	<7.4	<7.4	<7.4	<7.4	**124**	<7.4	<7.4	**100**	**15.0**	**3.8J**	**82.1**	**62.3**	**19.8**
92544080	BB7 (16-18') _20210612	N/A	06/12/2021	**623**	**748**	**243**	**1,370**	<1020	**809**	<1,020	<50.9	<50.9	<50.9	**43.6J**	<50.9	<50.9	<50.9	<50.9	**10,400**	<50.9	**2,100**	<204	<509	<50.9	**6,880**	<50.9	<50.9	<50.9	<50.9	**17,400**	**41,300**	**11,800**	**57,300**	**39,100**	**18,100**
92544080	BB8 (0-2') _20210612	N/A	06/12/2021	<3.6	<3.6	<3.6	**5.2**	**59.9J**	<8.5	<170	<8.5	<8.5	<8.5	<8.5	<8.5	<8.5	<8.5	<8.5	<8.5	<8.5	<8.5	<8.5	<33.9	<84.8	<8.5	<8.5	<8.5	<8.5	<8.5	<8.5	**4.6J**	<8.5	<8.5	<17	<17	<8.5
92544080	BB8 (22-24') _20210612	N/A	06/12/2021	**15.4**	**369**	**191**	**385**	<857	<42.9	<857	<42.9	<42.9	<42.9	**50.2**	<42.9	<42.9	<42.9	<42.9	<42.9	**44.1**	<42.9	**4,570**	<171	<429	<42.9	**33,800**	<42.9	<42.9	<42.9	<42.9	**142**	**32,900**	**5,350**	**393**	**261**	**132**
92544833	AA6 0-2_20210616	N/A	06/16/2021	**391**	**624**	**222**	**1,010**	**9,390**	**2,140**	<3,000	<150	<150	<150	**105J**	<150	<150	<150	<150	**1,740**	**7,540**	<150	**4,200**	<599	<1,500	<150	**15,600**	<150	<150	<150	<150	**27,200**	**84,900**	**30,600**	**285,000**	**175,000**	**109,000**
92544833	AA6 2-4_20210616	N/A	06/16/2021	**24,200**	**7,880**	**1,820**	**32,100**	<13,200	**67,500**	<13,200	<658	<658	<658	<658	<658	<658	<658	<658	**29,500**	**192,000**	**9,160**	<658	<2,630	<6,580	<658	**28,800**	<658	<658	<658	<658	**482,000**	**175,000**	**52,800**	**1,040,000**	**751,000**	**285,000**
92544833	AA8 0-2_20210616	N/A	06/16/2021	**5.1**	**10.4**	**5.1**	**15.4**	**41.7J**	**71.5**	<128	<6.4	<6.4	<6.4	<6.4	<6.4	<6.4	<6.4	<6.4	<6.4	**48.4**	<6.4	**192**	<25.6	<63.9	<6.4	<6.4	<6.4	<6.4	<6.4	<6.4	**472**	**31.8**	<6.4	**222**	**174**	**48**
92544833	AA8 32-33_20210616	N/A	06/16/2021	**2,910**	**1,700**	**503**	**4,610**	<2,650	**5,170**	<2,650	<132	<132	<132	<132	<132	<132	<132	<132	<132	**33,900**	**2,930**	**2,520**	<530	<1,320	<132	**10,600**	<132	<132	<132	<132	**93,700**	**71,300**	<132	**174,000**	**122,000**	**51,300**
92544833	AB6 0-2_20210616	N/A	06/16/2021	**2,850**	**1,110**	**310**	**3,960**	<1,360	**4,590**	<1,360	**1,130**	<67.9	<67.9	<67.9	<67.9	<67.9	<67.9	<67.9	**2,150**	**17,800**	**1,170**	**1,010**	<272	<679	<67.9	**3,380**	<67.9	<67.9	<67.9	<67.9	**36,800**	**23,200**	<67.9	**99,900**	**71,800**	**28,100**
92544833	AB6 2-4_20210616	N/A	06/16/2021	**11,600**	**5,560**	**1,540**	**17,200**	<14,200	**42,400**	<14,200	<709	<709	<709	<709	<709	<709	<709	<709	**5,800**	**150,000**	**10,200**	**8,550**	<2,830	<7,090	<709	**22,600**	<709	<709	<709	<709	**424,000**	**187,000**	<709	**789,000**	**566,000**	**224,000**
92544833	AB6 28-30_20210616	N/A	06/16/2021	**6,440**	**3,270**	**878**	**9,710**	<9,760	**26,800**	<9,760	**6,470**	<488	<488	<488	<488	<488	<488	<488	**5,060**	**114,000**	**7,310**	**5,830**	<1,950	<4,880	<488	**18,000**	<488	<488	<488	<488	**312,000**	**139,000**	<488	**596,000**	**425,000**	**171,000**
92544833	AB7 0-2_20210616	N/A	06/16/2021	<3.4	<3.4	<3.4	<3.4	<138	**116**	<138	<6.9	<6.9	<6.9	<6.9	<6.9	<6.9	<6.9	<6.9	**4.1J**	**8.4**	<6.9	<6.9	<27.6	<69	<6.9	<6.9	<6.9	<6.9	<6.9	<6.9	**240**	<6.9	**3.6J**	**40.8**	**32.3**	**8.5**
92544833	AB7 16-18_20210616	N/A	06/16/2021	**10,100**	**5,690**	**1,610**	**15,800**	<13,100	**43,300**	<13,100	**9,260**	<656	<656	<656	<656	<656	<656	<656	**132,000**	**10,400**	**8,620**	<2,630	<6,560	<656	**26,300**	<656	<656	<656	<656	**464,000**	**211,000**	<656	**650,000**	**464,000**	**186,000**
92544833	AB7 32-34_20210616	N/A	06/16/2021	**13,300**	**6,030**	**1,810**	**19,300**	<15,200	**50,300**	<15,200	**12,500**	<758	<758	<758	<758	<758	<758	<758	**167,000**	**13,100**	**10,900**	<3,030	<7,580	<758	**34,900**	<758	<758	<758	<758	**609,000**	**281,000**	**81,700**	**815,000**	**582,000**	**233,000**
92544833	AB8 0-2_20210616	N/A	06/16/2021	**3.5**	**3.7**	<3.2	**7.2**	<119	**6.2**	<119	<6	<6	<6	<6	<6	<6	<6	<6	<6	<6	<6	<6	<23.8	<59.6	<6	<6	<6	<6	<6	<6	**29.7**	<6	<6	**11.1J**	**11.1J**	<6
92544833	AB8 12-14_20210616	N/A	06/16/2021	<3.3	<3.3	<3.3	<3.3	**87.6J**	**33.4**	<133	<6.6	<6.6	<6.6	<6.6	<6.6	<6.6	<6.6	<6.6	**6.8**	**20.9**	<6.6	<6.6	<26.6	<66.4	<6.6	**29.1**	<6.6	<6.6	<6.6	<6.6	**189**	**43.3**	**10.5**	**119**	**86.0**	**33.1**
92544833	AB8 36-38_20210616	N/A	06/16/2021	**17,300**	**5,590**	**1,590**	**22,900**	<46,300	**181,000**	<46,300	<2,320	<2,320	<2320	<2,320	<2,320	<2,320	<2320	<2,320	**6,940**	**150,000**	**7,340**	<2,320	<9,260	<23,200	<2,320	**27,500**	<2,320	<2,320	<2320	<2320	**1,050,000**	**158,000**	<2,320	**733,000**	**510,000**	**223,000**
92545117	AA7 0-2_20210617	N/A	06/17/2021	<4.0	<4.0	<4.0	<4.0	<145	**10.9**	<145	<7.2	<7.2	<7.2	<7.2	<7.2	<7.2	<7.2	<7.2	**17.5**	<7.2	<7.2	<29	<72.4	<7.2	<7.2	<7.2	<7.2	<7.2	<7.2	**99.8**	<7.2	<7.2	**70.8**	**57.3**	**13.5**
92545117	AA7 8-10_20210617	N/A	06/17/2021	**805**	**653**	**366**	**1,820**	**3,720**	**458**	<800	**2,210**	<40	<40	**49.0**	<40	<40	<40	<40	**8,160**	<40	**1,950**	<160	<400	<40	**6,400**	<40	<40	<40	<40	**11,800**	**37,200**	**11,200**	**46,800**	**31,500**	**15,300**
92545117	IA1 14-16_20210617	N/A	06/17/2021	**4.4**	**4.6**	<3.9	**10.1**	<149	<7.5	<149	<7.5	<7.5	<7.5	<7.5	<7.5	<7.5	<7.5	<7.5	**5.6J**	<7.5	<7.5	<29.8	<74.5	<7.5	<7.5	<7.5	<7.5	<7.5	<7.5	**24.2**	<7.5	<7.5	**12.9J**	**12.9J**	<7.5
92546391	BA9 0-2_20210623	N/A	06/23/2021	<3.4	<3.4	<3.4	<3.4	<145	<7.2	<145	<7.2	<7.2	<7.2	<7.2	<7.2	<7.2	<7.2	<7.2	<7.2	<7.2	<7.2	<7.2	<28.9	<72.3	<7.2	<7.2	<7.2	<7.2	<7.2	<7.2	<7.2	<7.2	<7.2	<14.5	<14.5	<7.2
92546391	BA9 6-8_20210623	N/A	06/23/2021	<4.0	<4.0	<4.0	**6.4**	<142	<7.1	<142	<7.1	<7.1	<7.1	<7.1	<7.1	<7.1	<7.1	<7.1	<7.1	**6.3J**	<7.1	<7.1	<28.3	<70.8	<7.1	<7.1	<7.1	<7.1	<7.1	<7.1	**18.9**	<7.1	<7.1	**21.7**	**15.2**	**6.4J**
92546391	BB9 0-2_20210623	N/A	06/23/2021	<2.5	<2.5	<2.5	<2.5	<106	<5.3	<106	<5.3	<5.3	<5.3	<5.3	<5.3	<5.3	<5.3	<5.3	<5.3	<5.3	<5.3	<5.3	<21.1	<52.9	<5.3	<5.3	<5.3	<5.3	<5.3	<5.3	<5.3	<5.3	<5.3	<10.6	<10.6	<5.3
92546391	BB9 22-24_20210623	N/A	06/23/2021	**4,540**	**1,550**	**767**	**6,870**	**4,380J**	**5,170**	<6,410	<320	<320	<320	**193J**	<320	<320	<320	<320	**94,700**	<320	**7,140**	<1,280	<3,200	<320	**18,100**	<320	<320	<320	<320	**251,000**	**167,000**	**50,100**	**463,000**	**335,000**	**128,000**
92546391	BC8 0-2_20210623	N/A	06/23/2021	<3.6	<3.6	<3.6	<3.6	<139	<6.9	<139

Table 2
Summary of Delineation Soil Sampling Results

Colonial Pipeline Company
2020-L1-SR2448
Huntersville, North Carolina

Lab Report	Sample ID	Well ID	Sample Date	MADEP VPH (mg/kg)				Volatile Organic Compounds (EPA 8260D) (µg/kg)																												
				Aliphatic (C05-C08)	Aliphatic (C09-C12)	Aromatic (C09-C10), Unadjusted	Total VPH	Acetone	Benzene	2-Butanone (MEK)	n-Butylbenzene	sec-Butylbenzene	tert-Butylbenzene	Chlorobenzene	2-Chlorotoluene	4-Chlorotoluene	1,1-Dichloroethane	1,2-Dichloroethane	Diisopropyl ether	Ethylbenzene	Isopropylbenzene (Cumene)	p-Isopropyltoluene	Methylene Chloride	4-Methyl-2-pentanone (MIBK)	Methyl-tert-butyl ether	Naphthalene	n-Propylbenzene	Styrene	1,1,1,2-Tetrachloroethane	Tetrachloroethene	Toluene	1,2,4-Trimethylbenzene	1,3,5-Trimethylbenzene	Xylene (Total)	m&p-Xylene	o-Xylene
Soil-to-Water MSCCs				**68**	**540**	**31**	**NE**	**24,000**	**7.2**	**16,000**	**2,400**	**2,200**	**1,700**	**440**	**NE**	**280**	**30**	**1.9**	**320**	**8,000**	**1,300**	**120**	**23**	**420**	**85**	**200**	**1,400**	**900**	**4**	**5.0**	**5,400**	**6,600**	**6,600**	**6,000**	**NE**	**NE**
Residential MSCCs				**625**	**1,560**	**469**	**NE**	**14,000,000**	**12,000**	**9,380,000**	**782,000**	**1,560,000**	**1,560,000**	**312,000**	**NE**	**312,000**	**116,000**	**7,290**	**NE**	**60,300**	**1,560,000**	**1,560,000**	**93,800**	**1,250,000**	**156,000**	**5,500**	**1,560,000**	**3,120,000**	**25,200**	**93,800**	**1,250,000**	**156,000**	**156,000**	**3,120,000**	**NE**	**NE**
Industrial / Commercial MSCCs				**9,340**	**23,300**	**7,000**	**NE**	**210,000,000**	**59,400**	**140,000,000**	**11,600,000**	**23,300,000**	**23,300,000**	**4,670,000**	**NE**	**4,670,000**	**573,000**	**35,900**	**2,330,000**	**297,000**	**23,300,000**	**23,300,000**	**1,400,000**	**18,600,000**	**1,810,000**	**27,000**	**23,300,000**	**46,700,000**	**125,000**	**1,400,000**	**18,600,000**	**2,330,000**	**2,330,000**	**46,700,000**	**NE**	**NE**
92546394	BC8 24-26_20210623	N/A	06/23/2021	**2,280**	**1,960**	**846**	**5,090**	<7,260	**196J**	<7,260	**12,700**	<363	<363	**291J**	<363	<363	<363	<363	<363	**98,600**	**11,800**	**10,600**	<1,450	**8,570**	<363	**27,800**	**46,500**	<363	<363	<363	**69,100**	**247,000**	**73,700**	**526,000**	**370,000**	**156,000**
92546499	Whitby SB-17 (25-27')	N/A	06/25/2021	**6,250**	**3,400**	**1,500**	**11,200**	<9,740	**5,740**	<9,740	**13,200**	<487	<487	<487	<487	<487	<487	<487	<487	**97,300**	<487	**13,500**	<1,950	<4,870	<487	**36,900**	<487	<487	<487	<487	**186,000**	**299,000**	**78,500**	**531,000**	**373,000**	**158,000**
92546573	Whitby-SB-17B (25-27')	N/A	06/25/2021	<3.5	<3.5	<3.5	<3.5	<135	<6.8	<135	<6.8	<6.8	<6.8	<6.8	<6.8	<6.8	<6.8	<6.8	<6.8	<6.8	<6.8	<6.8	<27	<67.6	<6.8	<6.8	<6.8	<6.8	<6.8	<6.8	**6.1J**	<6.8	<6.8	<13.5	<13.5	<6.8
92546589	BA1 0-2_20210625	N/A	06/25/2021	<3.4	<3.4	<3.4	**3.7**	<130	<6.5	<130	<6.5	<6.5	<6.5	<6.5	<6.5	<6.5	<6.5	<6.5	<6.5	<6.5	<6.5	**17.2**	<26	<65	<6.5	<6.5	<6.5	<6.5	<6.5	<6.5	**4.2J**	<6.5	<6.5	<13	<13	<6.5
92546589	BA1 12-14_20210625	N/A	06/25/2021	<3.4	<3.4	<3.4	<3.4	<131	**5.9J**	<131	<6.5	<6.5	<6.5	<6.5	<6.5	<6.5	<6.5	<6.5	<6.5	<6.5	<6.5	<6.5	<26.1	<65.3	<6.5	<6.5	<6.5	<6.5	<6.5	<6.5	**22.5**	<6.5	<6.5	**9.5J**	**9.5J**	<6.5
92546589	BA1 32-34_20210625	N/A	06/25/2021	**65.1**	**18.2**	**6.5**	**89.9**	**1,520**	**2,200**	<1,170	<58.3	<58.3	<58.3	<58.3	<58.3	<58.3	<58.3	<58.3	**116**	**14,700**	<58.3	<58.3	**898**	**1,070**	<58.3	**4,210**	<58.3	<58.3	<58.3	<58.3	**33,200**	**31,800**	**9,040**	**76,200**	**53,700**	**22,400**
92546589	BB1 0-2_20210625	N/A	06/25/2021	<4.3	<4.3	<4.3	<4.3	<166	<8.3	<166	<8.3	<8.3	<8.3	<8.3	<8.3	<8.3	<8.3	<8.3	<8.3	<8.3	<8.3	<8.3	<33.1	<82.8	<8.3	<8.3	<8.3	<8.3	<8.3	<8.3	<8.3	<8.3	<8.3	<16.6	<16.6	<8.3
92546589	BB1 16-18_20210625	N/A	06/25/2021	<3.0	<3.0	<3.0	<3.0	<119	<5.9	<119	<5.9	<5.9	<5.9	<5.9	<5.9	<5.9	<5.9	<5.9	<5.9	**15.6**	<5.9	**19.6**	<23.8	<59.5	<5.9	**9.1**	<5.9	<5.9	<5.9	<5.9	**52.1**	**33.9**	<5.9	**99.9**	**66.4**	**33.5**
92546589	BC1 0-2_20210625	N/A	06/25/2021	<4.1	<4.1	<4.1	<4.1	<161	<8.3	<161	<8.3	<8.3	<8.3	<8.3	<8.3	<8.3	<8.3	<8.3	<8.3	<8.3	<8.3	<8.3	<32.2	<80.4	<8.3	<8.3	<8.3	<8.3	<8.3	<8.3	<8.3	<8.3	<8.3	<16.1	<16.1	<8
92546589	BC1 8-10_20210625	N/A	06/25/2021	<4.4	<4.4	<4.4	<4.4	<157	<7.9	<157	<7.9	<7.9	<7.9	<7.9	<7.9	<7.9	<7.9	<7.9	<7.9	<7.9	<7.9	<7.9	<31.4	<78.6	<7.9	<7.9	<7.9	<7.9	<7.9	<7.9	<7.9	<7.9	<7.9	<15.7	<15.7	<7.9
92546589	BC2 0-2_20210625	N/A	06/25/2021	<4.6	**10.0**	**15.2**	**26.0**	<165	<8.3	<165	<8.3	<8.3	<8.3	<8.3	<8.3	<8.3	<8.3	<8.3	<8.3	<8.3	<8.3	<8.3	<33	<82.5	<8.3	<8.3	<8.3	<8.3	<8.3	<8.3	<8.3	<8.3	<8.3	<16.5	<16.5	<8.3
92546589	BC2 22-24_20210625	N/A	06/25/2021	<4.4	<4.4	<4.4	<4.4	<130	<6.5	<130	<6.5	<6.5	<6.5	<6.5	<6.5	<6.5	<6.5	<6.5	<6.5	<6.5	<6.5	<6.5	<25.9	<64.8	<6.5	<6.5	<6.5	<6.5	<6.5	<6.5	**4.0J**	<6.5	<6.5	<13	<13	<6.5
92546589	BC3 0-2_20210625	N/A	06/25/2021	<4.0	<4.0	<4.0	<4.0	<168	<8.4	<168	<8.4	<8.4	<8.4	<8.4	<8.4	<8.4	<8.4	<8.4	<8.4	<8.4	<8.4	<8.4	<33.6	<84	<8.4	<8.4	<8.4	**58.6**	<8.4	<8.4	**5.0J**	<8.4	<8.4	<16.8	<16.8	<8.4
92546589	BC3 2-4_20210625	N/A	06/25/2021	<4.1	<4.1	<4.1	<4.1	<163	<8.2	<163	<8.2	<8.2	<8.2	<8.2	<8.2	<8.2	<8.2	<8.2	<8.2	<8.2	<8.2	<8.2	<32.7	<81.6	<8.2	<8.2	<8.2	<8.2	<8.2	<8.2	<8.2	<8.2	<8.2	<16.3	<16.3	<8.2
92546658	AA1 (0-2') _20210626	N/A	06/26/2021	<4.6	<4.6	<4.6	<4.6	<169	<8.4	<169	<8.4	<8.4	<8.4	<8.4	<8.4	<8.4	<8.4	<8.4	<8.4	<8.4	<8.4	**135**	<33.7	<84.3	<8.4	<8.4	<8.4	**28.7**	<8.4	<8.4	**6.6J**	<8.4	<8.4	<16.9	<16.9	<8.4
92546658	AA1 (16-18') _20210626	N/A	06/26/2021	<3.3	<3.3	<3.3	<3.3	<129	**13.3**	<129	<6.5	<6.5	<6.5	<6.5	<6.5	<6.5	<6.5	<6.5	<6.5	<6.5	<6.5	<6.5	<25.8	<64.6	<6.5	<6.5	<6.5	<6.5	<6.5	<6.5	**25.3**	<6.5	<6.5	<12.9	<12.9	**3.3J**
92546658	AB1 (0-2') _20210626	N/A	06/26/2021	<3.6	<3.6	<3.6	**4.9**	**1,320**	<18.4	<368	**452**	<18.4	<18.4	<18.4	**12,700**	<18.4	<18.4	<18.4	<18.4	**10.7J**	<18.4	**1,850**	**436**	<184	<18.4	<18.4	<18.4	<18.4	<18.4	<18.4	**64.7**	<18.4	<18.4	**76.7**	**63.9**	**12.8J**
92546658	AB1 (20-22') _20210626	N/A	06/26/2021	**5,250**	**1,750**	**618**	**7,620**	**18,000**	**11,500**	<6,370	<318	<318	<318	<318	<318	<318	<318	<318	<318	**62,800**	<318	**4,940**	<1,270	<3,180	<318	**12,400**	<318	<318	<318	<318	**173,000**	**110,000**	**32,600**	**305,000**	**220,000**	**85,200**
92546658	AC1 (0-2') _20210626	N/A	06/26/2021	<3.7	<3.7	<3.7	**6.6**	<147	<7.4	<147	<7.4	<7.4	<7.4	<7.4	<7.4	<7.4	<7.4	<7.4	<7.4	<7.4	<7.4	**225**	<29.5	<73.7	<7.4	<7.4	<7.4	<7.4	<7.4	<7.4	**12.8**	<7.4	<7.4	**11.6J**	**11.6J**	<7.4
92546658	AC1 (16-18') _20210626	N/A	06/26/2021	<3.1	<3.1	<3.1	<3.1	<136	<6.8	<136	<6.8	<6.8	<6.8	<6.8	<6.8	<6.8	<6.8	<6.8	<6.8	<6.8	<6.8	<6.8	<27.2	<68	<6.8	<6.8	<6.8	<6.8	<6.8	<6.8	**5.7J**	**13.0**	<6.8	**11.2J**	**7.1J**	**4.2J**
92546658	AC2 (0-2') _20210626	N/A	06/26/2021	<3.7	<3.7	<3.7	**6.3**	**263**	<8.1	<162	<8.1	<8.1	<8.1	<8.1	<8.1	<8.1	<8.1	<8.1	<8.1	**29.4**	<8.1	**1,280**	<32.5	<81.1	<8.1	<8.1	<8.1	<8.1	<8.1	<8.1	**36.9**	<8.1	<8.1	**200**	**152**	**47.9**
92546658	AC2 (12-14') _20210626	N/A	06/26/2021	**485**	**258**	**111**	**854**	<593	**812**	<593	<29.7	<29.7	<29.7	<29.7	<29.7	<29.7	<29.7	<29.7	**52.3**	**7,040**	<29.7	**958**	**718**	**599**	<29.7	**3,230**	<29.7	<29.7	<29.7	<29.7	**15,000**	**19,600**	**5,760**	**37,300**	**26,100**	**11,100**
92546658	AC3 (0-2') _20210626	N/A	06/26/2021	<4.1	<4.1	<4.1	**4.7**	<153	<7.7	<153	<7.7	<7.7	<7.7	<7.7	<7.7	<7.7	<7.7	<7.7	<7.7	<7.7	<7.7	<7.7	<30.7	<76.7	<7.7	<7.7	<7.7	<7.7	<7.7	<7.7	<7.7	<7.7	<7.7	<15.3	<15.3	<7.7
92546658	AC3 (8-10') _20210626	N/A	06/26/2021	<4.1	<4.1	<4.1	<4.1	<153	<7.7	<153	<7.7	<7.7	<7.7	<7.7	<7.7	<7.7	<7.7	<7.7	<7.7	<7.7	<7.7	**352**	<30.7	<76.7	<7.7	<7.7	<7.7	<7.7	<7.7	<7.7	**18.7**	**22.9**	<7.7	**70.1**	**46.3**	**23.8**
92546969	AC4 (0-2) _20210628	N/A	06/28/2021	<5.1	<5.1	<5.1	<5.1	<198	<9.9	<198	<9.9	<9.9	<9.9	<9.9	<9.9	<9.9	<9.9	<9.9	<9.9	<9.9	<9.9	<9.9	<39.5	<98.9	<9.9	<9.9	<9.9	<9.9	<9.9	<9.9	**11**	<9.9	<9.9	<19.8	<19.8	<9.9
92546969	AC4 (10-12) _20210628	N/A	06/28/2021	**2,350**	**904**	**337**	**3,600**	**24,900**	**8,520**	<7,250	<362	<362	<362	<362	<362	<362	<362	<362	<362	**68,900**	<362	<362	<1,450	**5,720**	<362	**15,600**	<362	<362	<362	<362	**183,000**	**137,000**	**41,500**	**342,000**	**246,000**	**95,300**
92546969	AC4 (24-26) _20210628	N/A	06/28/2021	**4,070**	**1,010**	**466**	**5,550**	**20,500**	**13,900**	<6,320	<316	<316	<316	<316	<316	<316	<316	<316	**685**	**56,400**	<316	<316	<1,260	**3,810**	<316	**12,000**	<316	<316	<316	<316	**171,000**	**107,000**	**32,000**	**276,000**	**199,000**	**77,600**
92546969	AC5 0-2_20210628	N/A	06/28/2021	**33.4**	**26.6**	**7.4**	**67.4**	**3,350**	**364**	**471**	<7.8	<7.8	<7.8	<7.8	<7.8	<7.8	<7.8	<7.8	**115**	**591**	<7.8	**315**	<31.2	<78	<7.8	**160**	<7.8	<7.8	<7.8	<7.8	**1,330**	**1,070**	<7.8	**4,570**	**3,180**	**1,390**
92546969	AC5 14-16_20210628	N/A	06/28/2021	**21,200**	**6,260**	**1,640**	**29,100**	<17,900	**70,200**	<17,900	<893	<893	<893	<893	<893	<893	<893	<893	**5,440**	**298,000**	<893	**19,300**	<3,570	<8,930	<893	**41,300**	<893	<893	<893	<893	**693,000**	**387,000**	**114,000**	**1,530,000**	**1,090,000**	**438,000**
92546969	AC5 26-28_20210628	N/A	06/28/2021	**10,600**	**3,750**	**1,170**	**15,500**	<12,200	**29,400**	<12,200	<610	<610	<610	<610	<610	<610	<610	<610	**1,660**	**142,000**	<610	**9,410**	<2,440	<6,100	<610	**24,000**	<610	<610	<610	<610	**361,000**	**215,000**	**62,900**	**723,000**	**517,000**	**206,000**
92546969	AC6 0-2_20210628	N/A	06/28/2021	**4.9**	<4.5	<4.5	**8.7**	<170	<8.5	<170	<8.5	<8.5	<8.5	<8.5	<8.5	<8.5	<8.5	<8.5	<8.5	<8.5	<8.5	**9**	<33.9	<84.8	<8.5	<8.5	<8.5	<8.5	<8.5	<8.5	**16**	<8.5	<8.5	<17	<17	<8.5
92546969	AC6 10-12_20210628	N/A	06/28/2021	**6,370**	**2,470**	**1,090**	**9,920**	**15,800**	**19,500**	<7,380	<369	<369	<369	<369	<369	<369	<369	<369	<369	**123,000**	**11,700**	<369	**4,700**	**10,300**	<369	**29,100**	<369	<369	<369	<369	**314,000**	**262,000**	**78,500**	**604,000**	**432,000**	**172,000**
92546969	AC6 36-38_20210628	N/A	06/28/2021	**12,000**	**3,240**	**1,370**	**16,700**	<17,900	**51,500**	<17,900	<893	<893	<893	<893	<893	<893	<893	<893	<893	**115,000**	**9,030**	**7,760**	<3,570	<8,930	<893	**23,800**	**33,300**	<893	<893	<893	**433,000**	**183,000**	**52,600**	**564,000**	**406,000**	**158,000**
92546969	AC7 0-2_20210628	N/A	06/28/2021	<5.7	<5.7	<5.7	**9.1**	<190	<9.5	<190	<9.5	<9.5	<9.5	<9.5	<9.5	<9.5	<9.5	<9.5	<9.5	**21.1**	<9.5	<9.5	<38.1	<95.2	<9.5	<9.5	**5.2J**	<9.5	<9.5	<9.5	**174**	**14.5**	<9.5	**101**	**82**	**19.7**
92546969	AC7 20-22_20210628	N/A	06/28/2021	**64.1**	**17.4**	**6.1**	**87.7**	**149**	**182**	<132	<6.6	<6.6	<6.6	<6.6	**7.1**	<6.6	<6.6	<6.6	<6.6	**35.8**	**1,590**	<6.6	<6.6	<26.4	<66	<6.6	**1,040**	<6.6	<6.6	<6.6	<6.6	**2,620**	**6,340**	**1,810**	**8,710**	**6,070**	**2,640**
92546969	AC7 42-44_20210628	N/A	06/28/2021	**50.1**	**9.3**	**4.0**	**63.4**	**91.8J**	**624**	<123	<6.2	<6.2	<6.2	<6.2	<6.2	<6.2	<6.2	<6.2	**111**	**401**	<6.2	<6.2	<24.6	<61.6	**55.7**	**194**	<6.2	<6.2	<6.2	<6.2	**2,110**	**805**	**232**	**2,040**	**1,430**	**619**
92547162	AS-21 (18-20) _20210630	N/A	06/30/2021	**14.1**	**7.3**	<4.4	**22.9**	<156	<7.8	<156	<7.8	<7.8	<7.8	<7.8	<7.8	<7.8	<7.8	<7.8	<7.8	<7.8	<7.8	<7.8	<31.2	<77.9	<7.8	<7.8	<7.8	<7.8	<7.8	<7.8	<7.8	<7.8	<7.8	<15.6	<15.6	<7.8
92547162	AS-22 (18-20) _20210630	N/A	06/30/2021	<4.9	<4.9	<4.9	**6.8**	<168	<8.4	<168	<8.4	<8.4	<8.4	<8.4	<8.4	<8.4	<8.4	<8.4	<8.4	<8.4	<8.4	<8.4	<33.6	<84.1	<8.4	<8.4	<8.4	<8.4	<8.4	<8.4	<8.4	<8.4	<8.4	<16.8	<16.8	<8.4
92547162	PV-17 (20-22) _20210630	N/A	06/30/2021	**37.4**	**13.6**	<4	**53.8**	<160	<8.0	<160	<8.0	<8.0	<8.0	<8.0	<8.0	<8.0	<8.0	<8.0	<8.0	<8.0	<8.0	<8.0	<32	<80.1	<8.0	<8.0	<8.0	<8.0	<8.0	<8.0	<8.0	<8.0	<8.0	<16.0	<16.0	<8.0
92543943	BA2(32-34') _20210610	N/A	06/10/2021	**1,390**	**1,190**	**322**	**2,580**	**1,980**	**1,320**	<1,860	**2,600**	<93.2	<93.2	**57.4J**	<93.2	<93.2	<93.2	<93.2	<93.2	**19,600**	**2,120**	**2,410**	<373	<932	<93.2	**6,600**	<93.2	<93.2	<93.2	<93.2	**34,500**	**48,300**	**13,300**	**108,000**	**75,100**	**33,100**
92543943	BB2(40-42') _20210610	N/A	06/10/2021	**12,100**	**9,720**	**2,860**	**21,800**	<7,170	**4,750**	<7,170	**10,000**	<359	<359	<359	<359	<359	<359	<359	**669**	**66,600**	**8,220**	**9,330**	<1,430	<3,590	<359	**27,400**	<359	<359	<359	<359	**125,000**	**216,000**	**52,200**	**393,000**	**271,000**	**122,000**
92546505	BC-4 0-2_20210624	N/A	06/24/2021	<0.85	<0.85	<0.85	<0.85	<158	<7.9	<158	<7.9	<7.9	<7.9	<7.9	<7.9	<7.9	<7.9	<7.9	<7.9	<7.9	<7.9	<7.9	<31.5	<78.8	<7.9	<7.9	<7.9	<7.9	<7.9	<7.9	**14.8**	<7.9	<7.9	<15.8	<15.8	<7.9
92546505	BC-4 18-20_20210624	N/A	06/24/2021	<3.8	<3.8	<3.8	<3.8	<151	<7.5	<151	<7.5	<7.5	<7.5	<7.5	<7.5	<7.5	<7.5	<7.5	<7.5	<7.5	<7.5	<7.5	<30.1	<75.3	<7.5	<7.5	<7.5	<7.5	<7.5	<7.5	**15.8**	<7.5	<7.5	<15.1	<15.1	<7.5
92546505	BC-5 0-2_20210624	N/A	06/24/2021	<3.2	<3.2	<3.2	<3.2	<126	<6.3	<126	<6.3	<6.3	<6.3	<6.3	<6.3	<6.3	<6.3	<6.3	<6.3	<6.3	<6.3	<6.3	<25.2	<63.1	<6.3	<6.3	<6.3	<6.3	<6.3	<6.3	**25.3**	<6.3	<6.3	<12.6	<12.6	<6.3
92546505	BC-5 14-16_20210624	N/A	06/24/2021	<3.7	<3.7	<3.7	<3.7	<151	**4.6J**	<151	<7.5	<7.5	<7.5	<7.5	<7.5	<7.5	<7.5	<7.5	<7.5	<7.5	<7.5	<7.5	<30.1	<75.3	<7.5	<7.5	<7.5	<7.5	<7.5	<7.5	**20.0**	<7.5	<7.5	<15.1	<15.1	<7.5
92546505	BC-6 0-2_20210624	N/A	06/24/2021	<3.8	<3.8	<3.8	<3.8	<148	<7.4	<148	<7.4	<7.4	<7.4	<7.4	<7.4	<7.4	<7.4	<7.4	<7.4	<7.4	<7.4	<7.4	<29.5	<73.8	<7.4	<7.4	<7.4	<7.4	<7.4	<7.4	**33.9**	<7.4	<7.4	<14.8	<14.8	<7.4
92546505	BC-6 12-14_20210624	N/A	06/24/2021	<3.6	<3.6	<3.6	<3.6	<149	<7.5	<149	<7.5	<7.5	<7.5	<7.5	<7.5	<7.5	<7.5	<7.5	<7.5	<7.5	<7.5	<7.5	<29.8	<74.6	<7.5	<7.5	<7.5	<7.5	<7.5	<7.5	**23.8**	<7.5	<7.5	<14.9	<14.9	<7.5
92546505	BC-6 20-22_20210624	N/A	06/24/2021	**12.2**	**9.4**	**3.9**	**25.5**	**672**	**28.5**	**353**	<7.3	<7.3	<7.3	<7.3	<7.3	<7.3	<7.3	<7.3	**7.3**	**79.0**	<7.3	**23.6**	<29.1	<72.7	<7.3	**307**	<7.3	<7.3	<7.3	<7.3	**271**	**370**	<7.3	**508**	**320**	**188**
92546505	BC-7 0-2_20210624	N/A	06/24/2021	<3.2	<3.2	<3.2	<3.2	<141	<7.1	<141	<7.1	<7.1	<7.1	<7.1	<7.1	<7.1	<7.1	<7.1	<7.1	<7.1	<7.1	<7.1	<28.3	<70.7	<7.1	<7.1	<7.1	<7.1	<7.1	<7.1	**36.5**	<7.1	<7.1	<14.1	<14.1	<7.1
92546505	BC-7 18-20_20210624	N/A	06/24/2021	<4.2	<4.2	<4.2	<4.2	<161	**68.8**	<161	<8.0	<8.0	<8.0	<8.0	<8.0	<8.0	<8.0	<8.0	<8.0	**37.5**	<8.0	<8.0	<32.1	<80.3	<8.0	<8.0	**4.7J**	<8.0	<8.0	<8.0	**433**	**11.3**	<8.0	**161**	**133**	**28.4**
92546505	BC-7 20-22_20210624	N/A	06/24/2021	<3.5	<3.5	<3.5	<3.5	**324**	**6.1J**	**177**	<7.0	<7.0	<7.0	<7.0	<7.0	<7.0	<7.0	<7.0	<7.0	**14.8**	<7.0	<7.0	<28.2	<70.5	<7.0	**288**	<7.0	<7.0	<7.0	<7.0	**84.7**	**88.7**	**21.7**	**105**	**75.7**	**28.9**
92546505	BC-7 24-26_20210624	N/A	06/24/2021	**2,830**	**1,780**	**924**	**5,540**	**5,920J**	**6,980**	<6,920	**12,100**	<346	<346	**237J**	<346	<346	<346	<346	<346	**92,100**	<346	**10,300**	<1,380	<3,460	<346	**25,400**	<346	<346	<346	<346	**189,000**	**237,000**	**69,800**	**489,000**	**347,000**	**142,000**
92547126	AA9(0-2) _20210629	N/A	06/29/2021	<8.4	<8.4	<8.4	<8.4	<177	<8.8	<177	<8.8	<8.8	<8.8	<8.8	<8.8	<8.8	<8.8	<8.8	<8.8	<8.8	<8.8	**10.5**	<35.3	<88.3	<8.8	<8.8	<8.8	<8.8	<8.8	<8.8	**6.2J**	<8.8	<8.8	<17.7	<17.7	<8.8
92547126	AA9(24-26) _20210629	N/A	06/29/2021	**1,220**	**557**	**241**	**2,020**	**4,320**	**5,550**	<3,230	**3,050**	<162	<162	<162	<162	<162	<162	<162	**31,600**	**3,070**	**2,740**	<647	**2,130**	<162	**8,220**	**11,900**	<162	<162	<162	**83,600**	**66,300**	**19,200**	**158,000**	**113,000**	**45,600**
92547126	AA9(34-35) _20210629	N/A	06/29/2021	**9,480**	**2,480**	**875**	**12,800**	**29,700**	**22,800**	<5,600	**7,970**	<280	<280	**234J**	<280	<280	<280	<280	**785**	**89,500**	**7,660**	**6,970**	<1,120	**6,960**	<280	**17,700**	**30,700**	<280	<280	<280	**277,000**	**165,000**	**49,200**	**429,000**	**309,000**	**120,000**
92544467	AA4 (0-2') _20210615	N/A	06/15/2021	**21.0**	**12.1**	<3.6	**33.1**	**1,160**	**275**	<141	<7.1	<7.1	<7.1	<7.1	<7.1	<7.1	<7.1	<7.1	**17.1**	**182**	**19.6**	**45.7**	<28.2	<70.5	<7.1	<7.1	<7.1	<7.1	<7.1	<7.1	**679**	**125**	**52.9**	**1,380**	**920**	**460**
92544467	AA4 (10-12') _20210615	N/A	06/15/2021	**5,610**	**3,800**	**1,390**	**9,410**	**12,000J**	**33,600**	<18,300	**15,800**	<917	<917	<917	<917	<917	<917	<917	<917	**177,000**	**15,400**	**13,900**	<3,670	<9,170	<917	**41,000**	<917	<917	<917	<917	**524,000**	**324,000**	**95,700**	**881,000**	**632,000**	**250,000**
92544467	AA5 (0-2') _20210615	N/A	06/15/2021	**18.5**	**6.9**	<4.7	**25.4**	**1,800**	**814**	**658**	<7.7	<7.7	<7.7	<7.7	<7.7	<7.7	<7.7	<7.7	**12.6**	**146**	**4.8J**	<7.7	<31	<77.4	<7.7	<7.7	**30**	<7.7	<7.7	<7.7	**1,890**	**42**	<7.7	**733**	**505**	**228**
92544467	AA5 (18-20') _20210615	N/A	06/15/2021	**263**	**377**	**145**	**640**	**1,910**	**1,000**	<1,070	<53.6	<53.6	<53.6	**79.5**	<53.6	<53.6	<53.6	<53.6	**773**	**20,700**	<53.6	<53.6	<215	<536	<53.6	**7,430**	<53.6	<53.6	<53.6	<53.6	**22,600**	**36,700**	**10,600**	**119,000**	**83,200**	**35,800**
92544467	AA5 (6-8') _20210615	N/A	06/15/2021	**4,470**	**2,230**	**711**	**6,700**	**10,400J**	**32,300**	<11,200	**9,120**	<558	<558	<558	<558	<558	<558	<558	**137,000**	**10,800**	**9,250**	<2,230	<5,580	<558	**20,600**	<558	<558	<558	<558	**426,000**	**200,000**	<558	**683,000**	**486,000**	**197,000**
92544467	AB3 (0-2') _20210615	N/A	06/15/2021	**4.7**	**5.7**	<3.6	**10.4**	<126	<6.3	<126	<6.3	<6.3	<6.3	<6.3	<6.3	<6.3	<6.3	<6.3	<6.3	<6.3	<6.3	<6.3	<25.2	<63	<6.3	<6.3	<6.3	<6.3	<6.3	<6.3	**8.2**	<6.3	<6.3	**8.0J**	**8.0J**	<6.3
92544467	AB3 (22-24') _20210615	N/A	06/15/2021	**17,300**	**6,050**	**1,740**	**23,300**	**6,670J**	**42,900**	<11,500	**11,800**	<577	<577	<577	<577	<577	<577	<577	**169,000**	**12,100**	**10,600**	<2,310	<5,770	<577	**25,400**	<577	<577	<577	<577	**481,000**	**228,000**	<577	**867,000**	**622,000**	**245,000**
92544467	AB4 (0-2') _20210615	N/A	06/15/2021	**7.8**	**5.9**	<4.6	**13.7**	<157	**15.8**	<157	<7.9	<7.9	<7.9	<7.9	<7.9	<7.9	<7.9	<7.9	**9.1**	<7.9	<7.9	<7.9	<31.4	<78.6	<7.9	<7.9	<7.9	<7.9	<7.9	<7.9	**86.8**	**8.3**	<7.9	**59.2**	**45.8**	**13.4**
92544467	AB4 (14-16') _20210615	N/A	06/15/2021	**3,920**	**2,330**	**868**	**6,250**	<5,140	**17,900**	<5,140	<257	<257	<257	<257	**140J**	<257	<257	<257	<257	**71,300**	<257	**5,420**	<1,030	<2,570	<257	**15,100**	<257	<257	<257	<257	**216,000**	**125,000**	**35,600**	**353,000**	**255,000**	**98,800**
92544467	AB5 (0-2') _20210615	N/A	06/15/2021	**2,110**	**1,110**	**308**	**3,220**	<3,060	**10,200**	<3,060	<153	<153	<153	<153	<153	<153	<153	<153	**4,460**	**32,800**	**1,610**	<153	<611	<1,530	<153	**5,710**	<153	<153	<153	<153	**80,400**	**33,700**	<153	**178,000**	**127,000**	**51,100**
92544467	AB5 (2-4') _20210615	N/A	06/15/2021	**1,700**	**948**	**266**	**2,650**	<1,460	**4,990**	<1,460	<72.9	<72.9	<72.9	<72.9	**51.9J**	<72.9	<72.9	<72.9	<72.9	**2,550**	**25,100**	<72.9	<72.9	<292	<729	<72.9	**5,600**	<72.9	<72.9	<72.9	<72.9	**46,000**	**33,600**	**9,850**	**154,000**	**110,000**	**44,000**
92547126	AB9(0-2) _20210629	N/A	06/29/2021	<5.3	<5.3	<5.3	<5.3	<204	<10.2	<204	<10.2	<10.2	<10.2	<10.2	<10.2	<10.2	<10.2	<10.2	<10.2	<10.2	<10.2	<10.2	<40.8	<102	<10.2	<10.2	<10.2

Table 2
Summary of Delineation Soil Sampling Results

Colonial Pipeline Company
2020-L1-SR2448
Huntersville, North Carolina

Lab Report	Sample ID	Well ID	Sample Date	MADEP VPH (mg/kg)				Volatile Organic Compounds (EPA 8260D) (µg/kg)																												
				Aliphatic (C05-C08)	Aliphatic (C09-C12)	Aromatic (C09-C10), Unadjusted	Total VPH	Acetone	Benzene	2-Butanone (MEK)	n-Butylbenzene	sec-Butylbenzene	tert-Butylbenzene	Chlorobenzene	2-Chlorotoluene	4-Chlorotoluene	1,1-Dichloroethane	1,2-Dichloroethane	Diisopropyl ether	Ethylbenzene	Isopropylbenzene (Cumene)	p-Isopropyltoluene	Methylene Chloride	4-Methyl-2-pentanone (MIBK)	Methyl-tert-butyl ether	Naphthalene	n-Propylbenzene	Styrene	1,1,1,2-Tetrachloroethane	Tetrachloroethene	Toluene	1,2,4-Trimethylbenzene	1,3,5-Trimethylbenzene	Xylene (Total)	m&p-Xylene	o-Xylene
	Soil-to-Water MSCCs			**68**	**540**	**31**	**NE**	**24,000**	**7.2**	**16,000**	**2,400**	**2,200**	**1,700**	**440**	**NE**	**280**	**30**	**1.9**	**320**	**8,000**	**1,300**	**120**	**23**	**420**	**85**	**200**	**1,400**	**900**	**4**	**5.0**	**5,400**	**6,600**	**6,600**	**6,000**	**NE**	**NE**
	Residential MSCCs			**625**	**1,560**	**469**	**NE**	**14,000,000**	**12,000**	**9,380,000**	**782,000**	**1,560,000**	**1,560,000**	**312,000**	**NE**	**312,000**	**116,000**	**7,290**	**NE**	**60,300**	**1,560,000**	**1,560,000**	**93,800**	**1,250,000**	**156,000**	**5,500**	**1,560,000**	**3,120,000**	**25,200**	**93,800**	**1,250,000**	**156,000**	**156,000**	**3,120,000**	**NE**	**NE**
	Industrial / Commercial MSCCs			**9,340**	**23,300**	**7,000**	**NE**	**210,000,000**	**59,400**	**140,000,000**	**11,600,000**	**23,300,000**	**23,300,000**	**4,670,000**	**NE**	**4,670,000**	**573,000**	**35,900**	**2,330,000**	**297,000**	**23,300,000**	**23,300,000**	**1,400,000**	**18,600,000**	**1,810,000**	**27,000**	**23,300,000**	**46,700,000**	**125,000**	**1,400,000**	**18,600,000**	**2,330,000**	**2,330,000**	**46,700,000**	**NE**	**NE**
92547126	AC9(24-26)_20210629	N/A	06/29/2021	<3.2	<3.2	<3.2	<3.2	**164**	**31.2**	<134	<6.7	<6.7	<6.7	<6.7	<6.7	<6.7	<6.7	<6.7	**8.6**	**6.7J**	<6.7	<6.7	<26.9	<67.2	<6.7	**14.6**	<6.7	<6.7	<6.7	<6.7	**84.8**	**18.1**	**5.2J**	**52.1**	**33.5**	**18.6**
92547126	AC9(26-28)_20210629	N/A	06/29/2021	**8.6**	**7.9**	<3.1	**19.4**	**143**	**69.9**	<112	<5.6	<5.6	<5.6	<5.6	<5.6	<5.6	<5.6	<5.6	**19.4**	**177**	<5.6	<5.6	<22.5	<56.2	**4.9J**	**285**	<5.6	<5.6	<5.6	<5.6	**543**	**695**	**202**	**936**	**630**	**305**
92548472	AAO (22-24)_20210707	N/A	07/07/2021	<3.3	<3.3	<3.3	<3.3	<137	**14.1**	<137	<6.8	<6.8	<6.8	<6.8	<6.8	<6.8	<6.8	<6.8	<6.8	**3.8J**	<6.8	<6.8	<27.4	<68.4	<6.8	<6.8	<6.8	<6.8	<6.8	<6.8	**32.1**	**22.8**	<6.8	**25.2**	**19.5**	**5.7J**
92548472	AAO (40-42)_20210707	N/A	07/07/2021	**7.2**	<3.6	<3.6	**9.6**	<149	**188**	<149	<7.5	<7.5	<7.5	<7.5	<7.5	<7.5	<7.5	<7.5	**40.4**	**82.8**	**4.1J**	<7.5	<29.9	<74.7	**14.8**	**18**	<7.5	**4.7J**	<7.5	<7.5	**636**	**64.7**	<7.5	**447**	**298**	**148**
92548472	AAO (O-2)_20210707	N/A	07/07/2021	<4.2	<4.2	<4.2	<4.2	<174	<8.7	<174	**87.1**	<8.7	<8.7	<8.7	<8.7	<8.7	<8.7	<8.7	<8.7	<8.7	<8.7	**251**	<34.7	<86.8	<8.7	<8.7	<8.7	<8.7	<8.7	<8.7	**9.9**	<8.7	<8.7	**10.9J**	**10.9J**	<8.7
92548472	ABO (0-2)_20210707	N/A	07/07/2021	<4.3	**8.3**	**12.2**	**22.3**	<172	**6.6J**	<172	<8.6	<8.6	<8.6	<8.6	<8.6	<8.6	<8.6	<8.6	<8.6	**11.1**	<8.6	**6.6J**	<34.5	<86.2	<8.6	**6.2J**	<8.6	<8.6	<8.6	<8.6	**68.0**	**16.4**	<8.6	**72.4**	**54.4**	**18.0**
92548472	ABO (24-26)_20210707	N/A	07/07/2021	<3	<3	<3	**3.5**	<130	**9.7**	<130	<6.5	<6.5	<6.5	<6.5	<6.5	<6.5	<6.5	<6.5	**4.8J**	**8.7**	<6.5	<6.5	<26	<64.9	<6.5	<6.5	<6.5	<6.5	<6.5	<6.5	**58.4**	**10.8**	<6.5	**60.4**	**42.1**	**18.3**
92548472	ABO (26-28)_20210707	N/A	07/07/2021	<3	<3	<3	**3.9**	<119	**37.3**	<119	<6	<6	<6	<6	<6	<6	<6	<6	**18.2**	**40.2**	<6	**4.5J**	<23.9	<59.7	<6	**21.9**	<6	<6	<6	<6	**197**	**60.5**	<6	**226**	**148**	**78.3**
92548472	ABO (40-42)_20210707	N/A	07/07/2021	**8,580**	**2,760**	**939**	**12,300**	<4,740	**15,200**	<4,740	**7,760**	<237	<237	<237	<237	<237	<237	<237	**1,030**	**81,100**	<237	**6,590**	<948	**6,810**	<237	**16,600**	<237	**3,460**	**685**	<237	**211,000**	**140,000**	**40,300**	**412,000**	**292,000**	**121,000**
92548472	ACO (0-2)_20210707	N/A	07/07/2021	<3.3	<3.3	<3.3	**6.3**	<129	<6.4	<129	<6.4	<6.4	<6.4	<6.4	<6.4	<6.4	<6.4	<6.4	<6.4	<6.4	<6.4	**19.9**	<25.8	<64.4	<6.4	<6.4	<6.4	<6.4	<6.4	<6.4	<6.4	<6.4	<6.4	<12.9	<12.9	<6.4
92548472	ACO (24-26)_20210707	N/A	07/07/2021	<3.2	<3.2	<3.2	<3.2	<124	**3.7J**	<124	<6.2	<6.2	<6.2	<6.2	<6.2	<6.2	<6.2	<6.2	<6.2	<6.2	<6.2	<6.2	<24.8	<61.9	<6.2	**3.8J**	<6.2	<6.2	<6.2	<6.2	**10.5**	**3.7J**	<6.2	<12.4	<12.4	<6.2
92548472	ACO (28-29)_20210707	N/A	07/07/2021	**162**	**326**	**143**	**631**	<1,580	**190**	<1,580	**2,780**	<79.2	<79.2	<79.2	<79.2	<79.2	<79.2	<79.2	**69.2J**	<79.2	**10,600**	<79.2	**2,540**	**622**	<792	<79.2	**7,010**	<79.2	**1,130**	<79.2	<79.2	**8,530**	**44,400**	<79.2	**64,900**	**43,100**	**21,800**
92548816	AC0A (0-2')_20210708	N/A	07/08/2021	<4	**17.4**	**23.1**	**43.4**	<117	<5.8	<117	<5.8	<5.8	<5.8	<5.8	<5.8	<5.8	<5.8	<5.8	<5.8	<5.8	<5.8	<5.8	**25**	<23.3	<58.3	<5.8	<5.8	<5.8	<5.8	<5.8	<5.8	<5.8	<5.8	<5.8	<11.7	<11.7	<5.8
92548816	AC0A (20-22')_20210708	N/A	07/08/2021	<2.9	<2.9	<2.9	<2.9	<105	**17.6**	<105	<5.3	<5.3	<5.3	<5.3	<5.3	<5.3	<5.3	<5.3	**42.3**	**5.1J**	<5.3	<5.3	<21.1	<52.6	**14.6**	<5.3	<5.3	<5.3	<5.3	<5.3	**48.5**	**5.7**	<5.3	**25.8**	**18**	**7**
92548816	AC0A (42-44')_20210708	N/A	07/08/2021	**26**	**9.3**	<2.9	**37.8**	<116	**291**	**211**	**159**	<5.8	<5.8	<5.8	<5.8	<5.8	**5.6J**	<5.8	**101**	**1,460**	**135**	**143**	<23.2	**86**	<5.8	**427**	<5.8	**65.9**	<5.8	<5.8	**2,930**	**2,890**	<5.8	**7,830**	**5,490**	**2,340**
92548816	AD4 (0-2')_20210708	N/A	07/08/2021	<4.2	<4.2	<4.2	<4.2	<165	<8.2	<165	<8.2	<8.2	<8.2	<8.2	<8.2	<8.2	<8.2	<8.2	<8.2	<8.2	<8.2	**9.1**	<33	<82.4	<8.2	<8.2	<8.2	<8.2	<8.2	<8.2	<8.2	<8.2	<8.2	<16.5	<16.5	<8.2
92548816	AD4 (22-24')_20210708	N/A	07/08/2021	**11,600**	**3,140**	**1,130**	**15,900**	<12,900	**29,300**	<12,900	<644	<644	<644	<644	<644	<644	<644	<644	<644	**130,000**	**10,600**	**10,100**	<2,580	**9,090**	<644	**24,600**	<644	**5,080**	<644	<644	**397,000**	**243,000**	**72,500**	**625,000**	**451,000**	**174,000**
92548816	AD4 (36-38.5')_20210708	N/A	07/08/2021	**9.6**	**3.5**	<3.4	**13.8**	**191**	**384**	**58.9J**	<6.2	<6.2	<6.2	<6.2	<6.2	<6.2	<6.2	<6.2	**110**	**185**	**16**	**15.9**	<24.6	<61.5	<6.2	**159**	<6.2	**9.7**	<6.2	<6.2	**1,190**	**339**	<6.2	**1,000**	**676**	**327**
92548816	ADO (0-2')_20210708	N/A	07/08/2021	<4.3	**8.4**	<4.3	**15.4**	**68J**	<9.1	<182	<9.1	<9.1	<9.1	<9.1	<9.1	<9.1	<9.1	<9.1	<9.1	<9.1	<9.1	**63.7**	<36.4	<91	<9.1	**9.4**	<9.1	<9.1	<9.1	<9.1	**12.6**	**31.1**	<9.1	**44.8**	**30**	**14.8**
92548816	ADO (20-22')_20210708	N/A	07/08/2021	<3.2	<3.2	<3.2	<3.2	<126	**8.2**	<126	<6.3	<6.3	<6.3	<6.3	<6.3	<6.3	<6.3	<6.3	**4.1J**	**7.9**	<6.3	<6.3	<25.2	<63	<6.3	<6.3	<6.3	<6.3	<6.3	<6.3	**36.2**	**5.7J**	<6.3	**34.1**	**24.6**	**9.6**
92548816	ADO (44-46')_20210708	N/A	07/08/2021	**93.6**	**33.2**	**11.2**	**138**	<253	**465**	<253	<12.7	<12.7	<12.7	<12.7	<12.7	<12.7	<12.7	<12.7	**53.2**	**1,640**	**169**	**142**	**102**	<127	<12.7	**397**	**489**	**75**	<12.7	<12.7	**4,660**	**2,850**	**785**	**8,720**	**6,110**	**2,610**
92548983	AD1 (0-2')_20210709	N/A	07/09/2021	<3.8	<3.8	<3.8	**5.0**	<158	<7.9	<158	<7.9	<7.9	<7.9	<7.9	<7.9	<7.9	<7.9	<7.9	<7.9	**7.9**	<7.9	**55.6**	<31.6	<78.9	<7.9	**5.3J**	<7.9	**14.4**	<7.9	<7.9	**27.8**	**15.6**	<7.9	**61.5**	**48.5**	**13**
92548983	AD1 (16-18')_20210709	N/A	07/09/2021	**177**	**557**	**323**	**1,060**	**1,180J**	<175	<3,490	**5,300**	<175	<175	<175	<175	<175	<175	<175	**15,000**	**3,080**	**4,350**	**2,240**	**1,440J**	<175	**12,900**	<175	**1,040**	<175	<175	**3,920**	**83,900**	**24,500**	**106,000**	**69,400**	**36,600**
92548983	AD1 (44-46')_20210709	N/A	07/09/2021	**6,020**	**1,820**	**665**	**8,500**	<5,170	**20,900**	<5,170	**5,650**	<258	<258	<258	<258	<258	<258	<258	**1,320**	**73,500**	**5,630**	**5,380**	<1,030	**4,140**	<258	**13,900**	**21,000**	**3,000**	<258	<258	**212,000**	**115,000**	**32,600**	**372,000**	**264,000**	**108,000**
92548983	AD2 (0-2')_20210709	N/A	07/09/2021	<4.6	<4.6	<4.6	<4.6	**112J**	<8.5	<169	<8.5	<8.5	<8.5	<8.5	<8.5	<8.5	<8.5	<8.5	<8.5	<8.5	<8.5	**10.2**	<33.8	<84.5	**4.8J**	<8.5	<8.5	<8.5	<8.5	<8.5	**23**	**7.3J**	<8.5	**29.1**	**21.5**	**7.6J**
92548983	AD2 (18-20')_20210709	N/A	07/09/2021	**10,500**	**3,990**	**1,430**	**15,900**	<21,100	**56,500**	<21,100	**21,600**	<1,060	<1,060	<1,060	<1,060	<1,060	<1,060	<1,060	**2,200**	**263,000**	**21,800**	**20,100**	**68,000**	**15,000**	<1,060	**51,600**	<1,060	**10,700**	<1,060	<1,060	**750,000**	**461,000**	<1,060	**1,310,000**	**933,000**	**373,000**
92548983	AD2 (32-35')_20210709	N/A	07/09/2021	**17,300**	**4,350**	**1,390**	**23,100**	<25,900	**62,300**	<25,900	**16,800**	<1,290	<1,290	<1,290	<1,290	<1,290	<1,290	<1,290	**2,990**	**224,000**	**16,100**	**14,300**	**79,800**	**10,200J**	<1,290	**43,100**	**61,900**	**9,130**	<1,290	<1,290	**690,000**	**339,000**	**95,800**	**1,120,000**	**798,000**	**319,000**
92548983	AD3 (0-2')_20210709	N/A	07/09/2021	<3.5	<3.5	<3.5	<3.5	<134	<6.7	<134	<6.7	<6.7	<6.7	<6.7	<6.7	<6.7	<6.7	<6.7	<6.7	<6.7	<6.7	<6.7	<26.8	<66.9	**3.5J**	<6.7	<6.7	<6.7	<6.7	<6.7	**8.5**	<6.7	<6.7	<13.4	<13.4	<6.7
92548983	AD3 (20-22')_20210709	N/A	07/09/2021	**14,300**	**3,600**	**1,500**	**19,400**	<37,100	**107,000**	<37,100	**24,500**	<1,860	<1,860	<1,860	<1,860	<1,860	<1,860	<1,860	**4,820**	**273,000**	**20,500**	**19,300**	**131,000**	<18,600	<1,860	**70,200**	**87,200**	**11,000**	<1,860	<1,860	**1,080,000**	**533,000**	**148,000**	**1,330,000**	**949,000**	**384,000**
92548983	AD3 (36-38')_20210709	N/A	07/09/2021	**14,000**	**4,040**	**1,520**	**19,600**	<15,600	**95,300**	<15,600	**27,800**	<781	<781	**850**	<781	<781	<781	<781	**3,650**	**362,000**	**28,500**	**26,700**	**7,890**	**24,300**	<781	**61,300**	<781	**14,500**	<781	<781	**985,000**	**583,000**	**166,000**	**1,300,000**	**1,280,000**	**520,000**
92548986	AD1A (0-2')_20210710	N/A	07/10/2021	**11.9**	<3.4	<3.4	**13.8**	<137	<6.8	<137	<6.8	<6.8	<6.8	<6.8	<6.8	<6.8	<6.8	<6.8	<6.8	<6.8	<6.8	<6.8	<27.4	<68.4	<6.8	<6.8	<6.8	<6.8	<6.8	<6.8	**9.2**	**12.9**	<6.8	<13.7	<13.7	<6.8
92548986	AD1A (22-24')_20210710	N/A	07/10/2021	**2,970**	**1,750**	**724**	**5,450**	<3,060	**1,890**	<3,060	**4,870**	<153	<153	<153	<153	<153	<153	<153	**99.4J**	**32,900**	**3,690**	**4,330**	<612	**3,310**	<153	**12,000**	**14,400**	**1,470**	<153	<153	**56,600**	**86,900**	**25,000**	**173,000**	**119,000**	**53,600**
92548986	AD1A (40-42')_20210710	N/A	07/10/2021	**49.8**	**18**	**6.1**	**73.9**	<130	**536**	**182**	<6.5	<6.5	<6.5	<6.5	<6.5	<6.5	<6.5	<6.5	**140**	**1,210**	**119**	**152**	<26	**67.6**	**40.3**	**572**	<6.5	**54.8**	<6.5	<6.5	**3,260**	**2,790**	**780**	**6,440**	**4,480**	**1,960**
92548986	AD5 (0-2')_20210710	N/A	07/10/2021	<3.3	<3.3	<3.3	<3.3	<161	<8.1	<161	<8.1	<8.1	<8.1	<8.1	<8.1	<8.1	<8.1	<8.1	<8.1	<8.1	<8.1	**91.4**	<32.2	<80.6	<8.1	**9.7**	<8.1	<8.1	<8.1	<8.1	**7.8J**	**23.2**	<8.1	**19.7**	**14.3J**	**5.4J**
92548986	AD5 (22-24')_20210710	N/A	07/10/2021	**99.7**	**45.6**	**21.2**	**167**	**111J**	**286**	<282	**499**	<14.1	<14.1	<14.1	<14.1	<14.1	<14.1	<14.1	**42.5**	**1,680**	**234**	**387**	<56.4	**156**	**8.8J**	**1,670**	<14.1	**83.2**	<14.1	<14.1	**3,200**	**6,930**	**2,080**	**9,110**	**6,210**	**2,890**
92548986	AD5 (34-36')_20210710	N/A	07/10/2021	**126**	**52.2**	**22.9**	**201**	**191**	**1,430**	**150**	<5.8	<5.8	<5.8	<5.8	<5.8	<5.8	<5.8	<5.8	**209**	**1,260**	<5.8	<5.8	<23.3	**68.2**	<5.8	**743**	**619**	<5.8	<5.8	<5.8	**5,110**	**4,150**	**1,190**	**6,670**	**4,540**	**2,120**
92548986	AD6 (0-2')_20210710	N/A	07/10/2021	<3.4	<3.4	<3.4	<3.4	<149	<7.5	<149	<7.5	<7.5	<7.5	<7.5	<7.5	<7.5	<7.5	<7.5	<7.5	**7.4J**	<7.5	**10.2**	<29.9	<74.6	<7.5	<7.5	<7.5	<7.5	<7.5	<7.5	**8**	**8.2**	<7.5	**22.9**	**14.8J**	**8.1**
92548986	AD6 (24-26')_20210710	N/A	07/10/2021	**1,450**	**736**	**294**	**2,480**	**1,120J**	**3,010**	<3,110	**4,480**	<155	<155	<155	<155	<155	<155	<155	**113J**	**34,700**	**3,600**	**4,110**	<622	**3,350**	<155	**10,900**	**15,500**	**1,550**	<155	<155	**66,700**	**89,000**	**26,200**	**180,000**	**127,000**	**53,700**
92548986	AD6 (34-36')_20210710	N/A	07/10/2021	**34.9**	**9.4**	<2.8	**45.8**	<115	**261**	**37.4J**	<5.8	<5.8	<5.8	<5.8	<5.8	<5.8	<5.8	<5.8	**33.5**	**216**	<5.8	**47.3**	<23.1	<57.6	**8.1**	**204**	<5.8	<5.8	<5.8	<5.8	**1,200**	**445**	<5.8	**1,160**	**775**	**388**
92548986	AD7 (0-2')_20210710	N/A	07/10/2021	<3.5	<3.5	<3.5	<3.5	<141	<7.1	<141	<7.1	<7.1	<7.1	<7.1	<7.1	<7.1	<7.1	<7.1	<7.1	<7.1	<7.1	<7.1	<28.2	<70.6	<7.1	**8.3**	<7.1	<7.1	<7.1	<7.1	**15.9**	**8.4**	<7.1	**25**	**19.4**	**5.6J**
92548986	AD7 (24-26')_20210710	N/A	07/10/2021	**11.5**	<3.2	<3.2	**12.7**	<126	**43.9**	<126	<6.3	<6.3	**31.7**	<6.3	<6.3	<6.3	<6.3	<6.3	<6.3	**14.3**	<6.3	<6.3	<25.3	<63.2	<6.3	**8.1**	<6.3	<6.3	<6.3	<6.3	**139**	**23.7**	<6.3	**83.9**	**53.4**	**30.5**
92548986	AD7 (28-30')_20210710	N/A	07/10/2021	**5,620**	**1,560**	**579**	**7,760**	<4,590	**12,000**	<4,590	**5,820**	<230	<230	<230	<230	<230	<230	<230	**450**	**52,200**	**4,610**	<230	<918	**4,400**	<230	**13,800**	<230	**2,160**	<230	<230	**154,000**	**107,000**	**31,800**	**258,000**	**183,000**	**75,000**
92548986	AD8 (0-2')_20210710	N/A	07/10/2021	<3.1	<3.1	<3.1	<3.1	<121	<6.1	<121	<6.1	<6.1	<6.1	<6.1	<6.1	<6.1	<6.1	<6.1	<6.1	<6.1	<6.1	<6.1	<24.3	<60.7	<6.1	<6.1	<6.1	<6.1	<6.1	<6.1	**13.8**	**3.4J**	<6.1	**15.2**	**12.1J**	**3J**
92548986	AD8 (20-22')_20210710	N/A	07/10/2021	<3.4	<3.4	<3.4	<3.4	<138	<6.9	<138	<6.9	<6.9	<6.9	<6.9	<6.9	<6.9	<6.9	<6.9	<6.9	<6.9	<6.9	<6.9	<27.6	<68.9	<6.9	<6.9	<6.9	<6.9	<6.9	<6.9	**13.2**	<6.9	<6.9	**10.8J**	**10.8J**	<6.9
92548986	AD8 (36-38')_20210710	N/A	07/10/2021	<3.2	<3.2	<3.2	<3.2	<123	**84.8**	<123	<6.2	<6.2	<6.2	<6.2	<6.2	<6.2	<6.2	<6.2	**11.1**	**18.4**	<6.2	<6.2	<24.6	<61.6	**5.2J**	**7**	<6.2	<6.2	<6.2	<6.2	**238**	**14.5**	<6.2	**115**	**76.9**	**38.3**
92549238	AD 9 (0-2')_20210712	N/A	07/12/2021	<4.1	<4.1	<4.1	<4.1	<153	<7.7	<153	<7.7	<7.7	<7.7	<7.7	<7.7	<7.7	<7.7	<7.7	<7.7	<7.7	<7.7	<7.7	<30.7	<76.7	<7.7	<7.7	<7.7	<7.7	<7.7	<7.7	**9.1**	<7.7	<7.7	<15.3	<15.3	<7.7
92549238	AD 9 (26-28')_20210712	N/A	07/12/2021	**51.5**	**10.2**	<3	**61.7**	<123	<6.1	<123	<6.1	<6.1	<6.1	<6.1	<6.1	<6.1	<6.1	<6.1	<6.1	<6.1	<6.1	**137**	<24.5	<61.3	<6.1	<6.1	<6.1	<6.1	<6.1	<6.1	**7.8**	<6.1	<6.1	<12.3	<12.3	<6.1
92549238	AF 7 (0-2')_20210712	N/A	07/12/2021	<4.2	<4.2	<4.2	<4.2	<155	**28**	<155	<7.8	<7.8	<7.8	<7.8	<7.8	<7.8	<7.8	<7.8	<7.8	<7.8	**17.5**	<7.8	<7.8	<31	<77.6	<7.8	**5.7J**	<7.8	<7.8	<7.8	**140**	**22.1**	**7.5J**	**101**	**68.1**	**32.5**
92549238	AF 7 (22-24')_20210712	N/A	07/12/2021	<3.3	<3.3	<3.3	<3.3	<124	<6.2	<124	<6.2	<6.2	<6.2	<6.2	<6.2	<6.2	<6.2	<6.2	<6.2	<6.2	<6.2	**17.2**	<24.8	<61.9	<6.2	**4.2J**	<6.2	<6.2	<6.2	<6.2	**12.6**	**15.9**	<6.2	**18.1**	**10.6J**	**7.6**
92549238	AF 7 (38-40')_20210712	N/A	07/12/2021	<3.3	<3.3	<3.3	<3.3	<127	**66.7**	**35.3J**	<6.3	<6.3	<6.3	<6.3	<6.3	<6.3	<6.3	<6.3	**45.9**	**6.9**	<6.3	<6.3	<25.3	<63.3	**32.8**	**9.1**	<6.3	<6.3	<6.3	<6.3	**111**	**15.1**	<6.3	**58.1**	**33.7**	**24.4**
92549238	AF 8 (0-2')_20210712	N/A	07/12/2021	<3.2	<3.2	<3.2	**5.7**	**57.8J**	**34.3**	<139	<6.9	<6.9	<6.9	<6.9	<6.9	<6.9	<6.9	<6.9	<6.9	**56.1**	**4.9J**	<6.9	<27.8	<69.4	<6.9	**27.3**	<6.9	**3.6J**	<6.9	<6.9	**251**	**117**	<6.9	**321**	**213**	**108**
92549238	AF 8 (16-18')_20210712	N/A	07/12/2021	**4.5**	<3.4	<3.4	**5.5**	<135	**33.1**	<135	<6.7	<6.7	<6.7	<6.7	<6.7	<6.7	<6.7	<6.7	**8.3**	**5.1J**	<6.7	**21.2**	<26.9	<67.3	<6.7	**11.3**	<6.7	<6.7	<6.7	<6.7	**54.4**	**30**	<6.7	**50.9**	**23.7**	**27.2**
92549238	AF 8 (36-38')_20210712	N/A	07/12/2021	<2.8	<2.8	<2.8	<2.8	<120	**4.2J**	<120	<6	<6	<6	<6	<6	<6	<6	<6	<6	<6	<6	<6	<24	<59.9	<6	<6	<6	<6	<6	<6	**15.9**	**5.7J**	<6	**14.8**	**9.6J**	**5.2J**
92549238	AF 9 (0-2')_20210712	N/A	07/12/2021	<3.3	<3.3	<3.3	<3.3	<131	<6.5	<131	<6.5	<6.5	<6.5	<6.5	<6.5	<6.5	<6.5	<6.5	<6.5	<6.5	<6.5	<6.5	<26.2	<65.4	<6.5	<6.5	<6.5	<6.5	<6.5	<6.5	**4.6J**	<6.5	<6.5	<13.1	<13.1	<6.5
92549238	AF 9 (18-20')_20210712	N/A	07/12/2021	<3.2	<3.2	<3.2	<3.2	<124	**25**	<124	<6.2	<6.2	<6.2	<6.2	<6.2	<6.2	<6.2	<6.2	**7.2**	**10.9**	<6.2	<6.2	<24.9	<62.2	<6.2	**5.9J**	<6.2	<6.2	<6.2	<6.2	**77**	**24.8**	<6.2	**87.8**	**49**	**38.7**
92549238	AF 9 (28-30')_20210712	N/A	07/12/2021	**126**	**118**	**79.9**	**325**	**144J**	**31.9**	<279	**681**	<14	<14	<14	<14	<14	<14	<14	**19.2**	**636**	<14	<14	**433**	**279**	<14	**2,480**	**993**	**43.6**	<14	<14	**418**	**7,670**	**2,190**	**4,100**	**2,550**	**1,550**
92549416	AF1 (0-2')_20210713	N/A	07/13/2021	<4.5	<4.5	<4.5	**5.1**	<182	<9.1	<182	<9.1	<9.1	<9.1	<9.1	<9.1	<9.1	<9.1	<9.1	<9.1	<9.1	<9.1	<9.1	<36.5	<91.2	<9.1	<9.1	<9.1	<9.1	<9.1	<9.1	**11.7**	<9.1	<9.1	<18.2	<18.2	<9.1
92549416	AF1 (14-16')_20210713	N/A	07/13/2021	**266**	**583**	**392**	**1,240**	<149	**40.5**	<149	**326**	<7.4	<7.4	<7.4	<7.4	<7.4	<7.4	<7.4	<7.4	**592**	<7.4	**264**	<29.7	<74.3	<7.4	**1,060**	**583**	**38.7**	<7.4	<7.4	**1,330**	**4,460**	**1,200**	**3,810**	**2,450**	**1,360**
92549416	AF1 (28-30')_20210713	N/A	07/13/2021	**23,000**	**6,340**	**2,120**	**31,400**	<26,100	**114,000**	<26,100	**28,500**	<1,310	<1,310	<1,310	<1,310	<1,310	<1,310	<1,310	**5,450**	**374,000**	**26,900**	**23,500**	<5,220	<13,100	<1,310	**60,300**	<1,310	**14,600**	<1,310	<1,310	**1,150,000**	**542,000**	<1,310	**1,860,000**	**1,330,000**	**526,000**
92549416	AF2 (0-2')_20210713	N/A	07/13/2021	<4	<4	<4	<4	<168	<8.4	<168	<8.4	<8.4	<8.4	<8.4	<8.4	<8.4	<8.4	<8.4	<8.4	<8.4	<8.4	<8.4	<33.6	<83.9	<8.4	<8.4	<8.4	<8.4	<8.4	<8.4	**10.9**	<8.4	<8.4	<16.8	<16.8	<8.4
92549416	AF2 (10-12')_20210713	N/A	07/13/2021	<3.6	<3.6	<3.6	**6.5**	<155	**23.4**	<155	<7.7	<7.7	<7.7	<7.7	<7.7	<7.7	<7.7	<7.7	<7.7	**22.4**	<7.7	<7.7	<31	<77.5	<7.7	<7.7	<7.7	<7.7	<7.7	<7.7	**228**	**20.7**	<7.7	**144**	**98.9**	**44.8**
92549416	AF2 (24-26')_20210713	N/A	07/13/2021	**15,500**	**4,320**	**1,370**	**21,200**	<12,300	**56,600**	<12,300	**18,500**	<617	<617	<617	<617	<617	<617	<617	**2,760**	**198,000**	**15,000**	**14,300**	<2,470	**13,200**	<617	**34,000**	**59,200**	**7,860**	<617	<617	**599,000**	**323,000**	**93,000**	**973,000**	**697,000**	**277,000**
92549416	AF3 (0-2')_20210713	N/A	07/13/2021	<3	<3	<3	<3	<123	<6.2	<123	<6.2	<6.2	<6.2	<6.2	<6.2	<6.2	<6.2	<6.2	<6.2	<6.2	<6.2	**4J**	<24.6	<61.6	<6.2	<6.2	<6.2	<6.2	<6.2	<6.2	**7.3**	**3.7J**	<6.2	**7.5J**	**7.5J**	<6.2
92549416	AF3 (10-12')_20210713	N/A	07/13/2021	<3.9	<3.9	<3.9	<3.9	<162	**9.9**	<162	<8.1	<8.1	<8.1	<8.1	<8.1	<8.1	<8.1	<8.1	<8.1	**6.3J**	<8.1	<8.1	<32.4	<81	<8.1	<8.1	<8.1	<8.1	<8.1	<8.1	**46.2**	**19.4**	<8.1	**62.2**	**40.5**	**21.7**
92549416	AF3 (32-34')_20210713	N/A	07/13/2021	**1,600**	**981**	**368**	**2,940**	<5,150	**4,730**	<5,150	**4,830**	<257	<257	<257	<257	<257	<257	<257	**384**	**45,500**	**4,070**	**4,410**	<1,030	**3,160**	**163J**	**12,200**	<257	**2,090**	<257	<257	**93,000**	**91,800**	**25,500**	**243,000**	**169,000**	**73,300**
92549416	AF4 (0-2')_20210713	N/A	07/13/2021	<3.2	<3.2	<3.2	**4.8**	<135	<6.8	<135	<6.8	<6.8	<6.8	<6.8	<6.8	<6.8	<6.8	<6.8	<6.8	<6.8	<6.8	<6.8	<27.1	<67.7	<6.8	<6.8	<6.8	<6.8	<6.8	<6.8	**5.3J**	**4.2J**	<6.8	<13.5	<13.5	<6.8
92549416	AF4 (10

Table 2
Summary of Delineation Soil Sampling Results

Colonial Pipeline Company
2020-L1-SR2448
Huntersville, North Carolina

Lab Report	Sample ID	Well ID	Sample Date	MADEP VPH (mg/kg)				Volatile Organic Compounds (EPA 8260D) (µg/kg)																										
				Aliphatic (C05-C08)	Aliphatic (C09-C12)	Aromatic (C09-C10), Unadjusted	Total VPH	Acetone	Benzene	2-Butanone (MEK)	n-Butylbenzene	sec-Butylbenzene	tert-Butylbenzene	Chlorobenzene	2-Chlorotoluene	4-Chlorotoluene	1,1-Dichloroethane	1,2-Dichloroethane	Diisopropyl ether	Ethylbenzene	Isopropylbenzene (Cumene)	p-Isopropyltoluene	Methylene Chloride	4-Methyl-2-pentanone (MIBK)	Methyl-tert-butyl ether	Naphthalene	n-Propylbenzene	Styrene	1,1,1,2-Tetrachloroethane	Tetrachloroethene	Toluene	1,2,4-Trimethylbenzene	1,3,5-Trimethylbenzene	Xylene (Total)	m&p-Xylene	o-Xylene
Soil-to-Water MSCCs				**68**	**540**	**31**	**NE**	**24,000**	**7.2**	**16,000**	**2,400**	**2,200**	**1,700**	**440**	**NE**	**280**	**30**	**1.9**	**320**	**8,000**	**1,300**	**120**	**23**	**420**	**85**	**200**	**1,400**	**900**	**4**	**5.0**	**5,400**	**6,600**	**6,600**	**6,000**	**NE**	**NE**
Residential MSCCs				**625**	**1,560**	**469**	**NE**	**14,000,000**	**12,000**	**9,380,000**	**782,000**	**1,560,000**	**1,560,000**	**312,000**	**NE**	**312,000**	**116,000**	**7,290**	**NE**	**60,300**	**1,560,000**	**1,560,000**	**93,800**	**1,250,000**	**156,000**	**5,500**	**1,560,000**	**3,120,000**	**25,200**	**93,800**	**1,250,000**	**156,000**	**156,000**	**3,120,000**	**NE**	**NE**
Industrial / Commercial MSCCs				**9,340**	**23,300**	**7,000**	**NE**	**210,000,000**	**59,400**	**140,000,000**	**11,600,000**	**23,300,000**	**23,300,000**	**4,670,000**	**NE**	**4,670,000**	**573,000**	**35,900**	**2,330,000**	**297,000**	**23,300,000**	**23,300,000**	**1,400,000**	**18,600,000**	**1,810,000**	**27,000**	**23,300,000**	**46,700,000**	**125,000**	**1,400,000**	**18,600,000**	**2,330,000**	**2,330,000**	**46,700,000**	**NE**	**NE**
92549416	AF6 (22-24')_20210713	N/A	07/13/2021	**11.9**	**3.9**	<3.2	**16.2**	<121	**543**	<121	<6.1	<6.1	<6.1	<6.1	<6.1	<6.1	<6.1	<6.1	**57**	**241**	<6.1	**84.5**	<24.2	<60.6	<6.1	**115**	<6.1	**12.8**	<6.1	<6.1	**1,680**	**476**	**138**	**1,240**	**848**	**391**
92549416	AF6 (40-41')_20210713	N/A	07/13/2021	**20.9**	**8.3**	<2.8	**31.9**	**45.1J**	**109**	<116	<5.8	<5.8	<5.8	<5.8	<5.8	<5.8	<5.8	<5.8	**29.9**	**200**	**22.3**	**31**	<23.2	<57.9	<5.8	**143**	<5.8	**10.5**	<5.8	<5.8	**694**	**548**	**161**	**1,030**	**712**	**320**
92550079	ACO AO 0-2_20210715	N/A	07/15/2021	<3.7	<3.7	**4**	**9**	<134	<6.7	<134	<6.7	<6.7	<6.7	<6.7	<6.7	<6.7	<6.7	<6.7	<6.7	<6.7	<6.7	**32**	<26.8	<66.9	<6.7	<6.7	<6.7	<6.7	<6.7	<6.7	**7**	**4.4J**	<6.7	<13.4	<13.4	<6.7
92550079	ACO AO 8-10_20210715	N/A	07/15/2021	<3.9	<3.9	<3.9	<3.9	<148	<7.4	<148	<7.4	<7.4	<7.4	<7.4	<7.4	<7.4	<7.4	<7.4	<7.4	<7.4	<7.4	**19**	<29.5	<73.9	<7.4	<7.4	<7.4	<7.4	<7.4	<7.4	**9**	**9**	<7.4	<14.8	<14.8	<7.4
92550079	ACOO 0-2_20210715	N/A	07/15/2021	<3.4	<3.4	<3.4	<3.4	<147	<7.4	<147	<7.4	<7.4	<7.4	<7.4	<7.4	<7.4	<7.4	<7.4	<7.4	<7.4	<7.4	<7.4	<29.4	<73.5	<7.4	<7.4	<7.4	<7.4	<7.4	<7.4	<7.4	<7.4	<7.4	<14.7	<14.7	<7.4
92550079	ACOO 26-28_20210715	N/A	07/15/2021	**22**	**16**	**7**	**45**	<133	**55**	<133	<6.6	<6.6	<6.6	<6.6	<6.6	<6.6	<6.6	<6.6	**12.1**	**192**	**22**	**29**	<26.5	<66.3	<6.6	**185**	<6.6	**12**	<6.6	<6.6	**498**	**574**	**159**	**1,180**	**781**	**403**
92550079	ADOO 0-2_20210715	N/A	07/15/2021	<3.6	<3.6	<3.6	**5**	<139	<6.9	<139	**31**	<6.9	<6.9	<6.9	<6.9	<6.9	<6.9	<6.9	<6.9	<6.9	<6.9	**343**	<27.7	<69.4	<6.9	<6.9	<6.9	<6.9	<6.9	<6.9	**4.8J**	<6.9	<6.9	<13.9	<13.9	<6.9
92550079	ADOO 24-26_20210715	N/A	07/15/2021	**43**	**19**	**9**	**71**	<121	**52**	<121	**63**	<6	<6	<6	<6	<6	<6	<6	**9.6**	**283**	**41**	**57**	<24.1	<60.3	<6	**357**	<6	**15**	<6	<6	**447**	**996**	**277**	**1,660**	**1,110**	**547**
92550079	AEO 0-2_20210715	N/A	07/15/2021	<3.3	<3.3	<3.3	<3.3	<133	<6.6	<133	<6.6	<6.6	<6.6	<6.6	<6.6	<6.6	<6.6	<6.6	<6.6	<6.6	<6.6	**49**	<26.5	<66.3	<6.6	<6.6	<6.6	<6.6	<6.6	<6.6	**3.4J**	<6.6	<6.6	<13.3	<13.3	<6.6
92550079	AEO 8-10_20210715	N/A	07/15/2021	<3.5	<3.5	<3.5	<3.5	<140	<7	<140	<7	<7	<7	<7	<7	<7	<7	<7	<7	<7	<7	<7	<27.9	<69.8	<7	<7	<7	<7	<7	<7	**3.7J**	<7	<7	<14	<14	<7
92550079	AEOO 0-2_20210715	N/A	07/15/2021	<3.6	<3.6	<3.6	<3.6	<126	<6.3	<126	<6.3	<6.3	<6.3	<6.3	<6.3	<6.3	<6.3	<6.3	<6.3	<6.3	<6.3	**5.5J**	<25.2	<63	<6.3	**8**	<6.3	<6.3	<6.3	<6.3	**10**	**8**	<6.3	**16**	**11.5J**	**4.5J**
92550079	AEOO 12-14_20210715	N/A	07/15/2021	<3.6	<3.6	<3.6	<3.6	<140	<7	<140	<7	<7	<7	<7	<7	<7	<7	<7	<7	<7	<7	<7	<27.9	<69.8	<7	<7	**13**	<7	<7	<7	**5.7J**	**4J**	<7	<14	<14	<7
92550085	ACOAO 42-44_20210715	N/A	07/15/2021	**1,180**	**749**	**282**	**2,210**	<1,460	**1,270**	**1,170J**	**1,460**	<73	<73	<73	<73	<73	<73	<73	**166**	**13,800**	**1,400**	**1,450**	<292	**1120**	<73	**4,750**	**5260**	**55J**	<73	<73	**30,300**	**29,900**	**8,550**	**83,900**	**58,500**	**25,300**
92550085	ACOO 40-4.5_20210715	N/A	07/15/2021	**10**	**6**	<3	**17**	<127	**356**	**37.9J**	<6.3	<6.3	<6.3	<6.3	<6.3	<6.3	<6.3	<6.3	**67.3**	**57**	<6.3	<6.3	<25.4	<63.5	**21.8**	**16**	<6.3	<6.3	<6.3	<6.3	**771**	**32**	<6.3	**313**	**205**	**108**
92550085	ADOO 34-36_20210715	N/A	07/15/2021	**4**	<3	<3	**5**	<123	**215**	<123	<6.1	<6.1	<6.1	<6.1	<6.1	<6.1	<6.1	<6.1	**75.6**	**58**	<6.1	<6.1	<24.6	<61.5	**15.6**	**23**	<6.1	**4.6J**	<6.1	<6.1	**625**	**49**	<6.1	**356**	**241**	**114**
92550085	AEO 22-24_20210715	N/A	07/15/2021	<3.7	<3.7	<3.7	<3.7	<139	<6.9	<139	<6.9	<6.9	<6.9	<6.9	<6.9	<6.9	<6.9	<6.9	<6.9	<6.9	<6.9	<6.9	<27.7	<69.3	<6.9	<6.9	<6.9	<6.9	<6.9	<6.9	<6.9	<6.9	<6.9	<13.9	<13.9	<6.9
92550085	AEOO 32-34_20210715	N/A	07/15/2021	<3.4	<3.4	<3.4	<3.4	<132	<6.6	<132	<6.6	<6.6	<6.6	<6.6	<6.6	<6.6	<6.6	<6.6	<6.6	<6.6	<6.6	<6.6	<26.4	<66	<6.6	<6.6	<6.6	<6.6	<6.6	<6.6	**5J**	<6.6	<6.6	<13.2	<13.2	<6.6
92550088	AAOO 0-2_20210714	N/A	07/14/2021	<3.1	<3.1	<3.1	<3.1	<125	<6.3	<125	**6J**	<6.3	<6.3	<6.3	<6.3	<6.3	<6.3	<6.3	**4.5J**	<6.3	**15**	<25	<62.5	<6.3	**16**	<6.3	<6.3	<6.3	<6.3	**16**	**36**	<6.3	**40**	**28**	**12**
92550088	AAOO 4-6_20210714	N/A	07/14/2021	<3.3	<3.3	<3.3	**5**	<147	<7.4	<147	<7.4	<7.4	<7.4	<7.4	<7.4	<7.4	<7.4	<7.4	**23**	<7.4	<7.4	<7.4	<29.5	**16.7J**	<7.4	**27**	<7.4	<7.4	<7.4	<7.4	**29**	**121**	**39**	**145**	**102**	**43**
92550088	ABOO 0-2_20210714	N/A	07/14/2021	<3.5	<3.5	<3.5	**5**	<143	<7.1	<143	<7.1	<7.1	<7.1	<7.1	<7.1	<7.1	<7.1	<7.1	<7.1	<7.1	<7.1	**127**	<28.6	<71.4	<7.1	<7.1	<7.1	<7.1	<7.1	<7.1	<7.1	<7.1	<7.1	<14.3	<14.3	<7.1
92550088	AF1A 0-2_20210714	N/A	07/14/2021	<3.3	<3.3	<3.3	**4**	<128	<6.4	<128	<6.4	<6.4	<6.4	<6.4	<6.4	<6.4	<6.4	<6.4	<6.4	<6.4	<6.4	<6.4	<25.6	<64.1	<6.4	<6.4	<6.4	<6.4	<6.4	<6.4	**8**	**3.7J**	<6.4	**11J**	**11J**	<6.4
92550088	AF1A 22-24_20210714	N/A	07/14/2021	**41**	**210**	**174**	**426**	<2,440	<122	**601J**	**2,780**	<122	<122	<122	<122	<122	<122	<122	<122	**8,330**	**1,930**	**2,710**	<487	**601J**	<122	**7,910**	**8300**	**698**	<122	<122	**3,890**	**52,700**	**14,800**	**65,400**	**42,300**	**23,100**
92550088	AF1B 0-2_20210714	N/A	07/14/2021	<3.1	<3.1	<3.1	<3.1	<128	<6.4	<128	<6.4	<6.4	<6.4	<6.4	<6.4	<6.4	<6.4	<6.4	<6.4	<6.4	<6.4	<6.4	<25.6	<64	<6.4	<6.4	<6.4	<6.4	<6.4	<6.4	**3.5J**	<6.4	<6.4	<12.8	<12.8	<6.4
92550088	AF1B 24-26_20210714	N/A	07/14/2021	**3,310**	**2,880**	**1,160**	**7,350**	<6,200	**617**	**2,560J**	**8,750**	<310	<310	<310	<310	<310	<310	<310	**124,000**	**11,400**	**9,630**	<1,240	**9710**	<310	**23,000**	**38300**	**5,830**	<310	<310	**191,000**	**199,000**	**59,500**	**730,000**	**516,000**	**214,000**
92550088	AF1C 0-2_20210714	N/A	07/14/2021	<3.2	<3.2	<3.2	**4**	<130	**13**	<130	<6.5	<6.5	<6.5	<6.5	<6.5	<6.5	<6.5	<6.5	<6.5	**47**	<6.5	**8**	<26	<65.1	<6.5	**6.1J**	<6.5	<6.5	<6.5	<6.5	**164**	**42**	<6.5	**242**	**181**	**61**
92550088	AF1C 24-26_20210714	N/A	07/14/2021	<2.7	<2.7	<2.7	<2.7	<109	**4.2J**	<109	<5.5	<5.5	<5.5	<5.5	<5.5	<5.5	<5.5	<5.5	**8**	<5.5	<5.5	<5.5	<21.9	<54.6	<5.5	**10**	<5.5	<5.5	<5.5	<5.5	**28**	**22**	<5.5	**44**	**28**	**16**
92550088	AF1D 0-2_20210714	N/A	07/14/2021	<3.6	<3.6	<3.6	**4**	<135	<6.7	<135	<6.7	<6.7	<6.7	<6.7	<6.7	<6.7	<6.7	<6.7	<6.7	<6.7	<6.7	**31**	<26.9	<67.4	<6.7	<6.7	<6.7	<6.7	<6.7	<6.7	**7**	**4.2J**	<6.7	<13.5	<13.5	<6.7
92550088	AF1D 24-26_20210714	N/A	07/14/2021	**39**	**21**	**11**	**71**	<125	**57**	**175**	**242**	<6.3	<6.3	<6.3	<6.3	<6.3	<6.3	<6.3	**630**	**117**	<6.3	<25.1	**130**	<6.3	**570**	**518**	**30**	<6.3	<6.3	**866**	**3,170**	**933**	**3,720**	**2,620**	**1,100**
92550144	AE1 0-2_20210716	N/A	07/16/2021	<3.2	<3.2	<3.2	<3.2	<121	<6	<121	<6	<6	<6	<6	<6	<6	<6	<6	<6	<6	<6	<6	<24.2	<60.5	<6	<6	<6	<6	<6	<6	<6	**3.5J**	<6	<12.1	<12.1	<6
92550144	AE1 10-12_20210716	N/A	07/16/2021	<3.2	<3.2	<3.2	**3**	<123	**27**	<123	<6.1	<6.1	<6.1	<6.1	<6.1	<6.1	<6.1	<6.1	**5.8J**	**6.1J**	<6.1	<6.1	<24.5	<61.3	<6.1	**6J**	<6.1	<6.1	<6.1	<6.1	**69**	**17**	<6.1	**56**	**33**	**24**
92550144	AE1 34-36_20210716	N/A	07/16/2021	**41**	**10**	<3.6	**52**	<148	**595**	**82.4J**	**30**	<7.4	<7.4	<7.4	<7.4	<7.4	<7.4	<7.4	**154**	**407**	**28**	**29**	<29.6	<74	<7.4	**118**	**111**	**21**	<7.4	<7.4	**2,410**	**593**	**149**	**2,330**	**1,620**	**707**
92550144	AE2 0-2_20210716	N/A	07/16/2021	<3.5	<3.5	<3.5	**5**	<146	**40**	<146	<7.3	<7.3	<7.3	<7.3	<7.3	<7.3	<7.3	<7.3	<7.3	**14**	<7.3	**6J**	<29.2	<73.1	<7.3	<7.3	<7.3	<7.3	<7.3	<7.3	**148**	**20**	<7.3	**136**	**102**	**34**
92550144	AE2 12-14_20210716	N/A	07/16/2021	**11**	<3.2	<3.2	**14**	<128	**586**	<128	<6.4	<6.4	<6.4	<6.4	<6.4	<6.4	<6.4	<6.4	**81.7**	**125**	<6.4	<6.4	<25.7	<64.2	**28.5**	**31**	<6.4	**8**	<6.4	<6.4	**1,750**	**68**	<6.4	**698**	**462**	**237**
92550144	AE2 32-34_20210716	N/A	07/16/2021	**5**	<3	<3	**6**	<119	**474**	<119	<6	<6	<6	<6	<6	<6	<6	<6	**322**	**72**	<6	<6	<23.9	<59.7	**215**	**27**	<6	**4.9J**	<6	<6	**1,020**	**50**	<6	**417**	**271**	**146**
92550144	AE3 0-2_20210716	N/A	07/16/2021	**6**	**33**	**43**	**82**	<150	**33**	<150	<7.5	<7.5	<7.5	<7.5	<7.5	<7.5	<7.5	<7.5	<7.5	**52**	<7.5	**10**	<30	<75.1	<7.5	**23**	<7.5	<7.5	<7.5	<7.5	**277**	**84**	<7.5	**331**	**235**	**96**
92550144	AE3 14-16_20210716	N/A	07/16/2021	**10**	**11**	<3.4	**22**	<140	**83**	**39.9J**	**3.7J**	<7	<7	<7	<7	<7	<7	<7	**26.3**	**38**	<7	<7	<28	<69.9	<7	**21**	<7	<7	<7	<7	**215**	**81**	<7	**274**	**160**	**115**
92550144	AE3 30-32_20210716	N/A	07/16/2021	<4.8	<4.8	<4.8	**12**	<137	<6.9	<137	<6.9	<6.9	<6.9	<6.9	<6.9	<6.9	<6.9	<6.9	<6.9	<6.9	<6.9	<6.9	<27.4	<68.5	<6.9	<6.9	<6.9	<6.9	<6.9	<6.9	<6.9	**7**	<6.9	<13.7	<13.7	<6.9
92550144	AE4 0-2_20210716	N/A	07/16/2021	<3.7	<3.7	<3.7	<3.7	<141	<7	<141	<7	<7	<7	<7	<7	<7	<7	<7	<7	<7	<7	<7	<28.1	<70.3	<7	<7	<7	<7	<7	<7	<7	<7	<7	<14.1	<14.1	<7
92550144	AE4 16-18_20210716	N/A	07/16/2021	<3.4	<3.4	<3.4	<3.4	<131	**53**	<131	<6.5	<6.5	<6.5	<6.5	<6.5	<6.5	<6.5	<6.5	**8.5**	**21**	<6.5	<6.5	<26.2	<65.5	<6.5	**8**	<6.5	<6.5	<6.5	<6.5	**201**	**28**	<6.5	**123**	**79**	**45**
92550144	AE4 28-30_20210716	N/A	07/16/2021	**4**	<3.5	<3.5	**6**	<135	**109**	<135	**3.8J**	<6.8	<6.8	<6.8	<6.8	<6.8	<6.8	<6.8	<6.8	**76**	<6.8	<6.8	<27.1	<67.7	<6.8	**20**	<6.8	<6.8	<6.8	<6.8	**756**	**74**	<6.8	**460**	**309**	**151**
92550103	AB00 30-32_20210714	N/A	07/14/2021	<2.8	<2.8	<2.8	<2.8	<118	**20**	<118	<5.9	<5.9	<5.9	<5.9	<5.9	<5.9	<5.9	<5.9	**5.2J**	<5.9	<5.9	<5.9	<23.6	<58.9	<5.9	<5.9	<5.9	<5.9	<5.9	<5.9	**61**	**9**	<5.9	**31**	**20**	**11**
92550103	AA00 36-38_20210714	N/A	07/14/2021	**6**	<3.4	<3.4	**8**	<130	**98**	<130	<6.5	<6.5	<6.5	<6.5	<6.5	<6.5	<6.5	<6.5	**33.7**	**28**	<6.5	<6.5	<25.9	<64.9	<6.5	**31**	<6.5	<6.5	<6.5	<6.5	**280**	**44**	<6.5	**167**	**106**	**61**
92550103	AF1A 40-42_20210714	N/A	07/14/2021	**11,300**	**3,220**	**1,080**	**15,600**	<16,800	**37,500**	**23,500**	**10,700**	<838	<838	<838	<838	<838	<838	<838	**3,010**	**161,000**	**12,500**	**10,700**	<3,350	**10,400**	<838	**28,400**	**47,100**	**7,450**	<838	<838	**528,000**	**238,000**	**62,600**	**908,000**	**648,000**	**260,000**
92550103	AF1B 44-46_20210714	N/A	07/14/2021	**30**	**7**	<3.1	**38**	**111J**	**1,470**	**488**	<6.5	<6.5	<6.5	<6.5	<6.5	<6.5	<6.5	<6.5	**566**	**282**	**5.2J**	<6.5	<26.1	<65.2	**426**	**63**	<6.5	**14**	<6.5	<6.5	**3,650**	**163**	<6.5	**1,580**	**1,060**	**519**
92550103	AF1C 44-46_20210714	N/A	07/14/2021	**50**	**27**	**9**	**86**	<121	**626**	**324**	<6.1	<6.1	<6.1	<6.1	<6.1	<6.1	<6.1	<6.1	**417**	**376**	**41**	**60**	<24.2	**37.4J**	**247**	**351**	**153**	**22**	<6.1	<6.1	**1,850**	**1,040**	**251**	**2,280**	**1,470**	**810**
92550103	AF1D 36-38_20210714	N/A	07/14/2021	**8,300**	**2,490**	**874**	**11,700**	<16,300	**22,000**	<16,300	**7,200**	<815	<815	<815	<815	<815	<815	<815	**1,030**	**99,400**	**8,310**	**7,490**	<3,260	**6,660J**	<815	**22,700**	**31,800**	**4,520**	<815	<815	**343,000**	**175,000**	**51,100**	**558,000**	**395,000**	**162,000**
92550329	AEA1 0-2_20210717	N/A	07/17/2021	<4.1	**11**	**13**	**27**	<174	<8.7	<174	<8.7	<8.7	<8.7	<8.7	<8.7	<8.7	<8.7	<8.7	<8.7	<8.7	<8.7	**140**	<34.8	<86.9	<8.7	<8.7	<8.7	<8.7	<8.7	<8.7	**8.5J**	**11.7**	<8.7	<17.4	<17.4	<8.7
92550329	AEA1 16-18_20210717	N/A	07/17/2021	<3.7	<3.7	<3.7	**6**	<145	**160**	<145	<7.2	<7.2	<7.2	<7.2	<7.2	<7.2	<7.2	<7.2	**45.4**	**92.6**	**4.9J**	<7.2	<28.9	<72.3	<7.2	**20.1**	<7.2	**5.5J**	<7.2	<7.2	**638**	**94.2**	<7.2	**546**	**367**	**179**
92550329	AEA1 32-34_20210717	N/A	07/17/2021	**23**	**5**	<3.5	**28**	<136	**978**	<136	<6.8	<6.8	<6.8	<6.8	<6.8	<6.8	<6.8	<6.8	**75.9**	**322**	**9**	<6.8	<27.2	<67.9	<6.8	**42.2**	<6.8	**18.5**	<6.8	<6.8	**3,360**	**164**	<6.8	**1,780**	**1,250**	**530**
Soil Delineation Samples (Area B)																																				
92541434	A5 (4-6')	N/A	05/27/2021	<4.3	<4.3	<4.3	<4.3	<187	<9.3	<187	<9.3	<9.3	<9.3	<9.3	<9.3	<9.3	<9.3	<9.3	<9.3	<9.3	<9.3	<9.3	<37.4	<93.4	**17.4**	<9.3	<9.3	<9.3	<9.3	<9.3	<9.3	<9.3	<9.3	<18.7	<18.7	<9.3
92542469	A5 (7-9')_20210603	N/A	06/03/2021	<3.8	<3.8	<3.8	<3.8	<141	<7.1	<141	<7.1	<7.1	<7.1	<7.1	<7.1	<7.1	<7.1	<7.1	<7.1	<7.1	<7.1	<7.1	<28.3	<70.7	<7.1	<7.1	<7.1	<7.1	<7.1	<7.1	**4.7J**	<7.1	<7.1	<14.1	<14.1	<7.1
92541434	A6 (4-6')	N/A	05/27/2021	<3.3	<3.3	<3.3	<3.3	<147	<7.4	<147	<7.4	<7.4	<7.4	<7.4	<7.4	<7.4	<7.4	<7.4	<7.4	<7.4	<7.4	<7.4	<29.5	<73.7	**10.6**	<7.4	<7.4	<7.4	<7.4	<7.4	<7.4	<7.4	<7.4	<14.7	<14.7	<7.4
92542469	A6 (8-10')_20210603	N/A	06/03/2021	<4.9	<4.9	<4.9	<4.9	<131	<6.5	<131	<6.5	<6.5	<6.5	<6.5	<6.5	<6.5	<6.5	<6.5	<6.5	<6.5	<6.5	<6.5	<26.1	<65.3	<6.5	<6.5	<6.5	<6.5	<6.5	<6.5	**5.1J**	<6.5	<6.5	<13.1	<13.1	<6.5
92541434	A7 (8-10')	N/A	05/27/2021	<4.1	<4.1	<4.1	<4.1	<172	<8.6	<172	<8.6	<8.6	<8.6	<8.6	<8.6	<8.6	<8.6	<8.6	<8.6	<8.6	<8.6	<8.6	<34.3	<85.8	**18**	<8.6	<8.6	<8.6	<8.6	<8.6	<8.6	<8.6	<8.6	<17.2	<17.2	<8.6
92541039	A8(8'-10')	N/A	05/26/2021	<3.5	<3.5	<3.5	<3.5	<157	<7.8	<157	<7.8	<7.8	<7.8	<7.8	<7.8	<7.8	<7.8	<7.8	<7.8	<7.8	<7.8	<7.8	<31.3	<78.3	<7.8	<7.8	<7.8	<7.8	<7.8	<7.8	<7.8	<7.8	<7.8	<15.7	<15.7	<7.8
92541039	A9(10'-12')	N/A	05/26/2021	<4	<4	<4	<4	<164	<8.2	<164	<8.2	<8.2	<8.2	<8.2	<8.2	<8.2	<8.2	<8.2	<8.2	<8.2	<8.2	<8.2	<32.8	<81.9	<8.2	<8.2	<8.2	<8.2	<8.2	<8.2	<8.2	<8.2	<8.2	<16.4	<16.4	<8.2
92541039	A10(16'-18')	N/A	05/26/2021	<4	<4	<4	<4	<171	<8.5	<171	<8.5	<8.5	<8.5	<8.5	<8.5	<8.5	<8.5	<8.5	<8.5	<8.5	<8.5	<8.5	<34.2	<85.5	<8.5	<8.5	<8.5	<8.5	<8.5	<8.5	<8.5	<8.5	<8.5	<17.1	<17.1	<8.5
92541039	A11(14'-16')	N/A	05/25/2021	<4	<4	<4	<4	<152	<7.6	<152	<7.6	<7.6	<7.6	<7.6	<7.6	<7.6	<7.6	<7.6	<7.6	<7.6	<7.6	<7.6	<30.4	<76	<7.6	<7.6	<7.6	<7.6	<7.6	<7.6	<7.6	<7.6	<7.6	<15.2	<15.2	<7.6
92541039	A12(20'22')	N/A	05/25/2021	<3.5	<3.5	<3.5	<3.5	<147	<7.3	<147	<7.3	<7.3	<7.3	<7.3	<7.3	<7.3	<7.3	<7.3	<7.3	<7.3	<7.3	<7.3	<29.3	<73.3	<7.3	<7.3	<7.3	<7.3	<7.3	<7.3	<7.3	<7.3	<7.3	<14.7	<14.7	<7.3
92541434	B3 (12-14')	N/A	05/27/2021	<4.4	<4.4	<4.4	<4.4	<215	<10.8	<215	<10.8	<10.8	<10.8	<10.8	<10.8	<10.8	<10.8	<10.8	<10.8	<10.8	<10.8	<10.8	<43.1	<108	**18.7**	<10.8	<10.8	<10.8	<10.8	<10.8	<10.8	<10.8	<10.8	<21.5	<21.5	<10.8
92541434	B4 (8-10')	N/A	05/27/2021	<4.2	<4.2	<4.2	<4.2	<189	<9.5	<189	<9.5	<9.5	<9.5	<9.5	<9.5	<9.5	<9.5	<9.5	<9.5	<9.5	<9.5	<9.5	<37.8	<94.5	**20.4**	<9.5	<9.5	<9.5	<9.5	<9.5	<9.5	<9.5	<9.5	<18.9	<18.9	<9.5
92541039	B13A(28'30')	N/A	05/25/2021	<3.2	<3.2	<3.2	<3.2	<122	<6.1	<122	<6.1	<6.1	<6.1	<6.1	<6.1	<6.1	<6.1	<6.1	<6.1	<6.1	<6.1	<6.1	<24.4	<61	<6.1	<6.1	<6.1	<6.1	<6.1	<6.1	<6.1	<6.1	<6.1	<12.2	<12.2	<6.1
92540644	BA13B(8'-10')	N/A	05/24/2021	<3.1	<3.1	<3.1	<3.1	<126	<6.3	<126	<6.3	<6.3	<6.3	<6.3	<6.3	<6.3	<6.3	<6.3	<6.3	<6.3	<6.3	<6.3	<25.2	<63.1	<6.3	<6.3	<6.3	<6.3	<6.3	<6.3	**4.2J**	<6.3	<6.3	<12.6	<12.6	<6.3
92540644	BA13B(28'-30')	N/A	05/24/2021	<6.2	<6.2	<6.2	<6.2	<246	<12.3	<246	<12.3	<12.3	<12.3	<12.3	<12.3	<12.3	<12.3	<12.3	<12.3	<12.3	<12.3	**70**	<49.1	<123	<12.3	<12.3	<12.3	<12.3	<12.3	<12.3	**24.4**	<12.3	<12.3	<24.6	<24.6	<12.3
92541434	C3 (10-12')	N/A	05/27/2021	<3.9	<3.9	<3.9	<3.9	<202	<10.1	<202	<10.1	<10.1	<10.1	<10.1	<10.1	<10.1	<10.1	<10.1	<10.1	<10.1	<10.1	<10.1	<40.3	<101	**13.9**	<10.1	<10.1	<10.1	<10.1	<10.1	<10.1	<10.1	<10.1	<20.2	<20.2	<10.1
92540644	CH (22'-24')	N/A	05/24/2021	<3.3	<3.3	<3.3	<3.3	<139	<7	<139	<7	<7	<7	<7	<7	<7	<7	<7	<7	<7	<7	<7	<27.9	<69.7	<7	<7	<7	<7	<7	<7	<7	<7	<7	<13.9	<13.9	<7
92540644	DI5 (22'-24')	N/A	05/24/2021	<3.5	<3.5	<3.5	<3.5	<149	<7.4	<149	<7.4	<7.4	<7.4	<7.4	<7.4	<7.4	<7.4	<7.4	<7.4	<7.4	<7.4	<7.4	<29.7	<74.3	<7.4	<7.4	<7.4	<7.4	<7.4	<7.4	**4.5J**	<7.4	<7.4	<14.9	<14.9	<7.4
92541461	D2 (12-14')	N/A	05/28/2021	<3.5	**4.3**	<3.5	**7.6**	<171	<8.6	<171	<8.6	<8.6	<8.6	<8.6	<8.6	<8.6	<8.6	<8.6	<8.6	<8.6	<8.6	<8.6	<34.2	<85.6	<8.6	<8.6	<8.6	<8.6	<8.6	<8.6	<8.6	<8.6	<8.6	<17.1	<17.1	<8.6
92541461	E1 (14-16')	N/A	05/28/2021	<4	<4	<4	<4	<166	<8.3	<166	<8.3	<8.3	<8.3	<8.3	<8.3	<8.3	<8.3	<8.3	<8.3	<8.3	<8.3	<8.3	<33.2	<83	**9.6**	<8.3	<8.3	<8.3	<8.3	<8.3	<8.3	<8.3	<8.3	<16.6	<16.6	<8.3
92542348	E16 (36-37)_20

Table 2
Summary of Delineation Soil Sampling Results

Colonial Pipeline Company
2020-L1-SR2448
Huntersville, North Carolina

Lab Report	Sample ID	Well ID	Sample Date	MADEP VPH (mg/kg)				Volatile Organic Compounds (EPA 8260D) (µg/kg)																											
				Aliphatic (C05-C08)	Aliphatic (C09-C12)	Aromatic (C09-C10), Unadjusted	Total VPH	Acetone	Benzene	2-Butanone (MEK)	n-Butylbenzene	sec-Butylbenzene	tert-Butylbenzene	Chlorobenzene	2-Chlorotoluene	4-Chlorotoluene	1,1-Dichloroethane	1,2-Dichloroethane	Diisopropyl ether	Ethylbenzene	Isopropylbenzene (Cumene)	p-Isopropyltoluene	Methylene Chloride	4-Methyl-2-pentanone (MIBK)	Methyl-tert-butyl ether	Naphthalene	n-Propylbenzene	Styrene	1,1,1,2-Tetrachloroethane	Tetrachloroethene	Toluene	1,2,4-Trimethylbenzene	1,3,5-Trimethylbenzene	Xylene (Total)	m&p-Xylene	o-Xylene
Soil-to-Water MSCCs				**68**	**540**	**31**	**NE**	**24,000**	**7.2**	**16,000**	**2,400**	**2,200**	**1,700**	**440**	**NE**	**280**	**30**	**1.9**	**320**	**8,000**	**1,300**	**120**	**23**	**420**	**85**	**200**	**1,400**	**900**	**4**	**5.0**	**5,400**	**6,600**	**6,600**	**6,000**	**NE**	**NE**
Residential MSCCs				**625**	**1,560**	**469**	**NE**	**14,000,000**	**12,000**	**9,380,000**	**782,000**	**1,560,000**	**1,560,000**	**312,000**	**NE**	**312,000**	**116,000**	**7,290**	**NE**	**60,300**	**1,560,000**	**1,560,000**	**93,800**	**1,250,000**	**156,000**	**5,500**	**1,560,000**	**3,120,000**	**25,200**	**93,800**	**1,250,000**	**156,000**	**156,000**	**3,120,000**	**NE**	**NE**
Industrial / Commercial MSCCs				**9,340**	**23,300**	**7,000**	**NE**	**210,000,000**	**59,400**	**140,000,000**	**11,600,000**	**23,300,000**	**23,300,000**	**4,670,000**	**NE**	**4,670,000**	**573,000**	**35,900**	**2,330,000**	**297,000**	**23,300,000**	**23,300,000**	**1,400,000**	**18,600,000**	**1,810,000**	**27,000**	**23,300,000**	**46,700,000**	**125,000**	**1,400,000**	**18,600,000**	**2,330,000**	**2,330,000**	**46,700,000**	**NE**	**NE**
92542469	F16 (36-37')_20210603	N/A	06/03/2021	<3.3	<3.3	<3.3	<3.3	<144	<7.2	<144	<7.2	<7.2	<7.2	<7.2	<7.2	<7.2	<7.2	<7.2	<7.2	<7.2	<7.2	<7.2	<7.2	<28.7	<71.8	<7.2	<7.2	<7.2	<7.2	<7.2	<7.2	**4.4J**	<7.2	<7.2	<14.4	<14.4	<7.2
92541461	G1 (16-18')	N/A	05/28/2021	<3.5	<3.5	<3.5	<3.5	<149	<7.5	<149	<7.5	<7.5	<7.5	<7.5	<7.5	<7.5	<7.5	<7.5	<7.5	<7.5	<7.5	<7.5	<7.5	<29.8	<74.6	<7.5	<7.5	<7.5	<7.5	<7.5	<7.5	<7.5	<7.5	<7.5	<14.9	<14.9	<7.5
92541693	G16 (32'-34')	N/A	06/01/2021	<3.4	<3.4	<3.4	<3.4	<151	<7.5	<151	<7.5	<7.5	<7.5	<7.5	<7.5	<7.5	<7.5	<7.5	<7.5	<7.5	<7.5	<7.5	<7.5	<30.1	<75.3	<7.5	<7.5	<7.5	<7.5	<7.5	<7.5	<7.5	<7.5	<7.5	<15.1	<15.1	<7.5
92541693	G16(28'-30')	N/A	06/01/2021	<4.6	<4.6	<4.6	<4.6	<151	<7.6	<151	<7.6	<7.6	<7.6	<7.6	<7.6	<7.6	<7.6	<7.6	<7.6	<7.6	<7.6	<7.6	<7.6	<30.2	<75.6	<7.6	<7.6	<7.6	<7.6	<7.6	<7.6	<7.6	<7.6	<7.6	<15.1	<15.1	<7.6
92541461	H1 (16-18')	N/A	05/28/2021	<4	<4	<4	<4	<149	<7.4	<149	<7.4	<7.4	<7.4	<7.4	<7.4	<7.4	<7.4	<7.4	<7.4	<7.4	<7.4	<7.4	<7.4	<29.8	<74.4	<7.4	<7.4	<7.4	<7.4	<7.4	<7.4	<7.4	<7.4	<7.4	<14.9	<14.9	<7.4
92541693	H16 (36'-38')	N/A	06/01/2021	<3.2	<3.2	<3.2	<3.2	<129	<6.5	<129	<6.5	<6.5	<6.5	<6.5	<6.5	<6.5	<6.5	<6.5	<6.5	<6.5	<6.5	<6.5	<6.5	<25.8	<64.6	<6.5	<6.5	<6.5	<6.5	<6.5	<6.5	**4.1**	<6.5	<6.5	<12.9	<12.9	<6.5
92541461	I1 (22-24')	N/A	05/28/2021	<3.4	<3.4	<3.4	<3.4	<139	**11.7**	<139	<7	<7	<7	<7	<7	<7	<7	<7	<7	**3.6J**	<7	<7	<7	<27.8	<69.6	<7	<7	<7	<7	<7	<7	**33.6**	<7	<7	**19.5**	**13.4J**	**6.1J**
92541693	I16 (38'-39')	N/A	06/01/2021	<3.8	<3.8	<3.8	<3.8	<146	<7.3	<146	<7.3	<7.3	<7.3	<7.3	<7.3	<7.3	<7.3	<7.3	<7.3	<7.3	<7.3	<7.3	<7.3	<29.2	<72.9	<7.3	<7.3	<7.3	<7.3	<7.3	<7.3	<7.3	<7.3	<7.3	<14.6	<14.6	<7.3
92541659	J1 14-16	N/A	05/29/2021	<2.8	<2.8	<2.8	<2.8	<121	<6	<121	<6	<6	<6	<6	<6	<6	<6	<6	<6	<6	<6	<6	<6	<24.1	<60.3	<6	**5.6J**	<6	<6	<6	<6	**4.9J**	<6	<6	**5.8J**	**5.8J**	<6
92541659	J1 22-24	N/A	05/29/2021	<3	<3	<3	<3	<120	**4.1J**	<120	<6	<6	<6	<6	<6	<6	<6	<6	<6	**5.1J**	<6	<6	<6	<24	<60	<6	**4J**	<6	<6	<6	<6	**10.4**	<6	<6	**11.5J**	**7.7J**	**3.8J**
92541693	J16 (38'-40')	N/A	06/01/2021	<4.2	<4.2	<4.2	<4.2	<129	<6.4	<129	<6.4	<6.4	<6.4	<6.4	<6.4	<6.4	<6.4	<6.4	<6.4	<6.4	<6.4	<6.4	<6.4	<25.8	<64.5	<6.4	<6.4	<6.4	<6.4	<6.4	<6.4	**3.4**	<6.4	<6.4	<12.9	<12.9	<6.4
92541659	K2 22-24	N/A	05/29/2021	<3.2	<3.2	<3.2	<3.2	<134	**4.5J**	<134	<6.7	<6.7	<6.7	<6.7	<6.7	<6.7	<6.7	<6.7	<6.7	<6.7	<6.7	<6.7	<6.7	<26.8	<67.1	<6.7	<6.7	<6.7	<6.7	<6.7	<6.7	**21.9**	<6.7	<6.7	<13.4	<13.4	<6.7
92541681	K16 (42'-44')_20210531	N/A	05/31/2021	<3	<3	<3	<3	<125	<6.3	<125	<6.3	<6.3	<6.3	<6.3	<6.3	<6.3	<6.3	<6.3	<6.3	<6.3	<6.3	<6.3	<6.3	<25	<62.5	<6.3	<6.3	<6.3	<6.3	<6.3	<6.3	<6.3	<6.3	<6.3	<12.5	<12.5	<6.3
92541659	L3 18-20	N/A	05/29/2021	<3.5	<3.5	<3.5	<3.5	<135	<6.8	<135	<6.8	<6.8	<6.8	<6.8	<6.8	<6.8	<6.8	<6.8	<6.8	<6.8	<6.8	<6.8	<6.8	<27	<67.6	<6.8	<6.8	<6.8	<6.8	<6.8	<6.8	**7.4**	<6.8	<6.8	<13.5	<13.5	<6.8
92541681	L15 (42'-44')_20210531	N/A	05/31/2021	<2.7	<2.7	<2.7	<2.7	<112	<5.6	<112	<5.6	<5.6	<5.6	<5.6	<5.6	<5.6	<5.6	<5.6	<5.6	<5.6	<5.6	<5.6	<5.6	<22.4	<56.1	<5.6	<5.6	<5.6	<5.6	<5.6	<5.6	**5.1J**	<5.6	<5.6	<11.2	<11.2	<5.6
92541659	M3 22-24	N/A	05/29/2021	<3	<3	<3	<3	<117	<5.9	<117	<5.9	<5.9	<5.9	<5.9	<5.9	<5.9	<5.9	<5.9	<5.9	<5.9	<5.9	<5.9	<5.9	<23.5	<58.7	<5.9	<5.9	<5.9	<5.9	<5.9	<5.9	**4.3J**	<5.9	<5.9	<11.7	<11.7	<5.9
92542348	M11 (34-35)_20210602	N/A	06/02/2021	<3.5	<3.5	<3.5	<3.5	<131	**4.4J**	<131	<6.6	<6.6	<6.6	<6.6	<6.6	<6.6	<6.6	<6.6	<6.6	<6.6	<6.6	<6.6	<6.6	<26.3	<65.7	<6.6	<6.6	<6.6	<6.6	<6.6	<6.6	**11.4**	<6.6	<6.6	<13.1	<13.1	<6.6
92542348	M12 (32-34)_20210602	N/A	06/02/2021	<6.6	<6.6	<6.6	<6.6	<158	<7.9	<158	<7.9	<7.9	<7.9	<7.9	<7.9	<7.9	<7.9	<7.9	<7.9	<7.9	<7.9	<7.9	<7.9	<31.6	<79.1	<7.9	<7.9	<7.9	<7.9	<7.9	<7.9	**8.7**	<7.9	<7.9	<15.8	<15.8	<7.9
92542348	M13 (34-35)_20210602	N/A	06/02/2021	<3.7	<3.7	<3.7	<3.7	<149	<7.5	<149	<7.5	<7.5	<7.5	<7.5	<7.5	<7.5	<7.5	<7.5	<7.5	<7.5	<7.5	<7.5	<7.5	<29.9	<74.6	<7.5	<7.5	<7.5	<7.5	<7.5	<7.5	**6.6J**	<7.5	<7.5	<14.9	<14.9	<7.5
92542348	M14 (28-30)_20210602	N/A	06/02/2021	<4	<4	<4	<4	<129	<6.5	<129	<6.5	<6.5	<6.5	<6.5	<6.5	<6.5	<6.5	<6.5	<6.5	<6.5	<6.5	<6.5	<6.5	<25.9	<64.7	<6.5	**5.4J**	<6.5	<6.5	<6.5	<6.5	**8.8**	<6.5	<6.5	**7.5J**	**7.5J**	<6.5
92542348	M14 (34-35)_20210602	N/A	06/02/2021	<2.9	<2.9	<2.9	<2.9	<109	<5.5	<109	<5.5	<5.5	<5.5	<5.5	<5.5	<5.5	<5.5	<5.5	<5.5	<5.5	<5.5	<5.5	<5.5	<21.9	<54.7	<5.5	<5.5	<5.5	<5.5	<5.5	<5.5	**5J**	<5.5	<5.5	<10.9	<10.9	<5.5
92541681	M15 (33'-35')_20210531	N/A	05/31/2021	<3.2	<3.2	<3.2	<3.2	<145	<7.3	<145	<7.3	<7.3	<7.3	<7.3	<7.3	<7.3	<7.3	<7.3	<7.3	<7.3	<7.3	<7.3	<7.3	<29	<72.5	<7.3	<7.3	<7.3	<7.3	<7.3	<7.3	**4.2J**	<7.3	<7.3	<14.5	<14.5	<7.3
92541681	M15 (42'-43.5')_20210531	N/A	05/31/2021	<3.4	<3.4	<3.4	<3.4	<132	<6.6	<132	<6.6	<6.6	<6.6	<6.6	<6.6	<6.6	<6.6	<6.6	<6.6	<6.6	<6.6	<6.6	<6.6	<26.3	<65.8	<6.6	<6.6	<6.6	<6.6	<6.6	<6.6	<6.6	<6.6	<6.6	<13.2	<13.2	<6.6
92541681	N4 (18'-20')_20210531	N/A	05/31/2021	<3.8	<3.8	<3.8	<3.8	<152	**6.7J**	<152	<7.6	<7.6	<7.6	<7.6	<7.6	<7.6	<7.6	<7.6	**11.6**	<7.6	<7.6	<7.6	<7.6	<30.4	<76	**5.7J**	<7.6	<7.6	<7.6	<7.6	<7.6	**23.2**	<7.6	<7.6	**15.6**	**10.2J**	**5.4J**
92542647	P11 (32-34')_20210604	N/A	06/04/2021	<3.2	<3.2	<3.2	<3.2	<125	<6.2	<125	<6.2	<6.2	<6.2	<6.2	<6.2	<6.2	<6.2	<6.2	<6.2	<6.2	<6.2	<6.2	<6.2	<24.9	<62.4	<6.2	<6.2	<6.2	<6.2	<6.2	<6.2	**11.9**	<6.2	<6.2	<12.5	<12.5	<6.2
92542647	Q11 (28-30')_20210604	N/A	06/04/2021	<2.8	<2.8	<2.8	<2.8	<102	<5.1	<102	<5.1	<5.1	<5.1	<5.1	<5.1	<5.1	<5.1	<5.1	<5.1	<5.1	<5.1	<5.1	<5.1	<20.3	<50.9	<5.1	<5.1	<5.1	<5.1	<5.1	<5.1	**4.2J**	<5.1	<5.1	<10.2	<10.2	<5.1
92542647	Q11 (34-35')_20210604	N/A	06/04/2021	<3.9	<3.9	<3.9	<3.9	<133	<6.7	<133	<6.7	<6.7	<6.7	<6.7	<6.7	<6.7	<6.7	<6.7	<6.7	<6.7	<6.7	<6.7	<6.7	<26.6	<66.5	<6.7	<6.7	<6.7	<6.7	<6.7	<6.7	**6.5J**	<6.7	<6.7	<13.3	<13.3	<6.7
92542647	Q5 (18-20')_20210604	N/A	06/04/2021	<4.2	<4.2	<4.2	<4.2	<177	<8.8	<177	<8.8	<8.8	<8.8	<8.8	<8.8	<8.8	<8.8	<8.8	<8.8	<8.8	<8.8	<8.8	<8.8	<35.4	<88.4	<8.8	<8.8	<8.8	<8.8	<8.8	<8.8	**13.6**	<8.8	<8.8	<17.7	<17.7	<8.8
92542469	R5 (18-20')_20210603	N/A	06/03/2021	<4.5	<4.5	<4.5	<4.5	<187	<9.4	<187	<9.4	<9.4	<9.4	<9.4	<9.4	<9.4	<9.4	<9.4	<9.4	<9.4	<9.4	<9.4	<9.4	<37.4	<93.6	<9.4	<9.4	<9.4	<9.4	<9.4	<9.4	**9.3J**	<9.4	<9.4	<18.7	<18.7	<9.4
92542469	R6 (16-18')_20210603	N/A	06/03/2021	<4.7	<4.7	<4.7	<4.7	<188	<9.4	<188	<9.4	<9.4	<9.4	<9.4	<9.4	<9.4	<9.4	<9.4	<9.4	<9.4	<9.4	<9.4	<9.4	<37.6	<93.9	<9.4	<9.4	<9.4	<9.4	<9.4	<9.4	**29.2**	<9.4	<9.4	**20.9**	**15.9J**	**5.0J**
92542469	R7 (18-20')_20210603	N/A	06/03/2021	<4	<4	<4	<4	<162	**105**	<162	<8.1	<8.1	<8.1	<8.1	<8.1	<8.1	<8.1	<8.1	<8.1	<8.1	<8.1	<8.1	<8.1	<32.5	<81.2	<8.1	**10.5**	<8.1	<8.1	<8.1	<8.1	**194**	**12.1**	**9.8**	**105**	**71.4**	**33.3**
92542647	R8 (18-20')_20210604	N/A	06/04/2021	<5.1	<5.1	<5.1	<5.1	<206	<10.3	<206	<10.3	<10.3	<10.3	<10.3	<10.3	<10.3	<10.3	<10.3	<10.3	<10.3	<10.3	<10.3	<10.3	<41.2	<103	<10.3	<10.3	<10.3	<10.3	<10.3	<10.3	**11.7**	<10.3	<10.3	<20.6	<20.6	<10.3
92542469	R9 (32-33')_20210603	N/A	06/03/2021	<3.7	<3.7	<3.7	<3.7	<143	<7.2	<143	<7.2	<7.2	<7.2	<7.2	<7.2	<7.2	<7.2	<7.2	<7.2	<7.2	<7.2	<7.2	<7.2	<28.6	<71.5	<7.2	**5.4J**	<7.2	<7.2	<7.2	<7.2	**6.9J**	<7.2	<7.2	**7.9J**	**7.9J**	<7.2
92542647	R10 (24-26')_20210604	N/A	06/04/2021	<3.8	<3.8	<3.8	<3.8	<158	<7.9	<158	<7.9	<7.9	<7.9	<7.9	<7.9	<7.9	<7.9	<7.9	<7.9	<7.9	<7.9	<7.9	<7.9	<31.6	<79	<7.9	<7.9	<7.9	<7.9	<7.9	<7.9	**7.6J**	<7.9	<7.9	<15.8	<15.8	<7.9
92542647	R10 (28-30')_20210604	N/A	06/04/2021	<3.5	<3.5	<3.5	<3.5	<143	<7.2	<143	<7.2	<7.2	<7.2	<7.2	<7.2	<7.2	<7.2	<7.2	<7.2	<7.2	<7.2	<7.2	<7.2	<28.6	<71.6	<7.2	<7.2	<7.2	<7.2	<7.2	<7.2	**6.7J**	<7.2	<7.2	<14.3	<14.3	<7.2
92545117	S7 20-22_20210617	N/A	06/17/2021	**10.2**	<4.2	<4.2	**14.9**	<157	**193**	<157	<7.9	<7.9	<7.9	<7.9	<7.9	<7.9	<7.9	<7.9	**21.7**	**46.6**	<7.9	<7.9	<7.9	<31.4	<78.6	<7.9	**78.2**	<7.9	<7.9	<7.9	<7.9	**534**	**54.6**	<7.9	**263**	**169**	**95**
92550329	T6 0-2_20210717	N/A	07/17/2021	<4.9	<4.9	<4.9	<4.9	<169	<8.5	<169	<8.5	<8.5	<8.5	<8.5	<8.5	<8.5	<8.5	<8.5	<8.5	<8.5	<8.5	<8.5	<8.5	<33.8	<84.6	<8.5	<8.5	<8.5	<8.5	<8.5	<8.5	**6.3J**	<8.5	<8.5	<16.9	<16.9	<8.5
92550329	T6 22-24_20210717	N/A	07/17/2021	<3.8	<3.8	<3.8	<3.8	<155	<7.7	<155	<7.7	<7.7	<7.7	<7.7	<7.7	<7.7	<7.7	<7.7	<7.7	<7.7	<7.7	<7.7	<7.7	<31	<77.5	<7.7	<7.7	<7.7	<7.7	<7.7	<7.7	**5.8J**	<7.7	<7.7	<15.5	<15.5	<7.7
92550329	T8 0-2_20210717	N/A	07/17/2021	<3.1	<3.1	<3.1	<3.1	<120	<6	<120	<6	<6	<6	<6	<6	<6	<6	<6	<6	<6	<6	<6	<6	<24.1	<60.2	<6	<6	<6	<6	<6	<6	**3.2J**	<6	<6	<12	<12	<6
92550329	T8 4-6_20210717	N/A	07/17/2021	**4.0**	<3.6	<3.6	**4.2**	<145	<7.3	<145	<7.3	<7.3	<7.3	<7.3	<7.3	<7.3	<7.3	<7.3	<7.3	<7.3	<7.3	<7.3	<7.3	<29.1	<72.6	<7.3	<7.3	<7.3	<7.3	<7.3	<7.3	**4.0J**	<7.3	<7.3	<14.5	<14.5	<7.3
92550329	T8 32-34_20210717	N/A	07/17/2021	**135**	**36.9**	**16.4**	**188**	<325	**2,230**	<325	**279**	<16.2	<16.2	<16.2	<16.2	<16.2	<16.2	<16.2	**222**	**2,360**	**219**	**233**	<64.9	<162	**70.4**	**926**	**794**	**114**	<16.2	<16.2	**10,200**	**4,980**	**1,420**	**13,100**	**9,490**	**3,630**

Notes:
NA - Not Analyzed
NE - Not Established
All VPH analysis units reported in milligrams per kilogram (mg/kg); all VOC analysis units reported in micrograms per kilogram (ug/kg)
Only detected constituents are shown
MSCC - Maximum Soil Contaminant Concentrations
"<" - Indicates compound was not detected above laboratory reporting limit
Volatile Organic Compounds analyzed by EPA Method 8260D
MADEP - Massachusetts Department of Environmental Protection; as required by North Carolina Department of Environmental Quality
VPH - Volatile Petroleum Hydrocarbon
Bold values indicate compound was detected above laboratory reporting limit
Shaded values indicate compound exceeded an MSCC
4-Chlorotoluene is a cosolvent in pesticides (https://pubchem.ncbi.nlm.nih.gov/compound/4-Chlorotoluene) and is not attributed to the release
Methylene Chloride is likely a laboratory artifact

Table 3
Summary of Monitoring Well Gauging Data
Colonial Pipeline Company
2020-L1-SR2448
Huntersville, North Carolina

Well ID	Top Of Casing Elevation[1]	Date	Depth to Free Product (ft btoc)	Depth to Groundwater (ft btoc)	Free Product Thickness (ft)	Groundwater Elevation[2] (ft btoc)
Shallow Monitoring Wells						
MW-01	709.60	9/1/2020	ND	25.05	0.00	684.55
MW-01	709.60	9/3/2020	ND	25.82	0.00	683.78
MW-01	709.60	9/5/2020	ND	25.94	0.00	683.66
MW-01	711.86	9/14/2020	ND	28.20	0.00	683.66
MW-01	711.86	9/18/2020	ND	28.20	0.00	683.66
MW-01	711.86	9/28/2020	ND	28.10	0.00	683.76
MW-01	711.86	10/3/2020	ND	28.09	0.00	683.77
MW-01	711.86	10/19/2020	ND	27.88	0.00	683.98
MW-01	711.86	10/26/2020	ND	27.74	0.00	684.12
MW-01	711.86	11/9/2020	ND	28.74	0.00	683.12
MW-01	711.86	11/18/2020	ND	27.49	0.00	684.37
MW-01	711.86	11/23/2020	ND	27.44	0.00	684.42
MW-01	711.86	12/7/2020	ND	27.12	0.00	684.74
MW-01	711.86	12/21/2020	ND	26.95	0.00	684.91
MW-01	711.86	12/26/2020	ND	26.94	0.00	684.92
MW-01	711.86	1/10/2021	ND	26.64	0.00	685.22
MW-01	711.86	1/19/2021	ND	26.55	0.00	685.31
MW-01	711.86	1/25/2021	ND	26.34	0.00	685.52
MW-01	711.86	2/1/2021	ND	26.23	0.00	685.63
MW-01	711.86	2/8/2021	ND	26.31	0.00	685.55
MW-01	711.86	2/16/2021	ND	25.99	0.00	685.87
MW-01	711.86	2/22/2021	ND	25.76	0.00	686.10
MW-01	711.86	3/4/2021	ND	25.52	0.00	686.34
MW-01	711.86	3/8/2021	ND	25.64	0.00	686.22
MW-01	711.86	3/15/2021	ND	25.49	0.00	686.37
MW-01	711.86	3/22/2021	ND	25.29	0.00	686.57
MW-01	711.86	4/1/2021	ND	25.00	0.00	686.86
MW-01	711.86	4/12/2021	ND	24.65	0.00	687.21
MW-01	711.86	4/19/2021	ND	24.67	0.00	687.19
MW-01	711.86	4/29/2021	ND	24.65	0.00	687.21
MW-01	711.86	5/3/2021	ND	24.63	0.00	687.23
MW-01	711.86	5/10/2021	ND	24.80	0.00	687.06
MW-01	711.86	5/18/2021	ND	25.02	0.00	686.84
MW-01	711.86	5/26/2021	ND	25.18	0.00	686.68
MW-01	711.86	5/31/2021	ND	25.44	0.00	686.42
MW-01	711.86	6/7/2021	ND	25.59	0.00	686.27
MW-01	711.86	6/14/2021	ND	25.70	0.00	686.16
MW-01	711.86	6/21/2021	ND	25.91	0.00	685.95
MW-01	711.86	7/1/2021	ND	26.15	0.00	685.71
MW-01	711.86	7/6/2021	ND	26.35	0.00	685.51
MW-01	711.86	7/14/2021	ND	26.52	0.00	685.34

Table 3
Summary of Monitoring Well Gauging Data
Colonial Pipeline Company
2020-L1-SR2448
Huntersville, North Carolina

Well ID	Top Of Casing Elevation[1]	Date	Depth to Free Product (ft btoc)	Depth to Groundwater (ft btoc)	Free Product Thickness (ft)	Groundwater Elevation[2] (ft btoc)
MW-02	710.96	9/1/2020	ND	26.65	0.00	684.31
MW-02	710.96	9/3/2020	ND	27.59	0.00	683.37
MW-02	710.96	9/5/2020	ND	28.00	0.00	682.96
MW-02	712.53	9/14/2020	ND	29.57	0.00	682.96
MW-02	712.53	9/18/2020	ND	29.56	0.00	682.97
MW-02	712.53	9/28/2020	ND	29.51	0.00	683.02
MW-02	712.53	10/3/2020	ND	30.60	0.00	681.93
MW-02	712.53	10/19/2020	ND	29.41	0.00	683.12
MW-02	712.53	10/26/2020	ND	29.30	0.00	683.23
MW-02	712.53	11/9/2020	ND	29.07	0.00	683.46
MW-02	712.53	11/18/2020	ND	29.05	0.00	683.48
MW-02	712.53	11/23/2020	ND	28.98	0.00	683.55
MW-02	712.53	12/7/2020	ND	28.59	0.00	683.94
MW-02	712.53	12/21/2020	ND	28.44	0.00	684.09
MW-02	712.53	12/26/2020	ND	28.74	0.00	683.79
MW-02	712.53	1/10/2021	ND	28.54	0.00	683.99
MW-02	712.53	1/19/2021	ND	28.39	0.00	684.14
MW-02	712.53	1/25/2021	ND	28.09	0.00	684.44
MW-02	712.53	2/1/2021	ND	27.74	0.00	684.79
MW-02	712.53	2/8/2021	ND	28.28	0.00	684.25
MW-02	712.53	2/16/2021	ND	27.65	0.00	684.88
MW-02	712.53	2/22/2021	ND	27.53	0.00	685.00
MW-02	712.53	3/4/2021	ND	27.52	0.00	685.01
MW-02	712.53	3/8/2021	ND	27.76	0.00	684.77
MW-02	712.53	3/15/2021	ND	27.58	0.00	684.95
MW-02	712.53	3/22/2021	ND	27.39	0.00	685.14
MW-02	712.53	4/1/2021	ND	27.16	0.00	685.37
MW-02	712.53	4/12/2021	ND	26.83	0.00	685.70
MW-02	712.53	4/19/2021	ND	27.76	0.00	684.77
MW-02	712.53	4/29/2021	ND	26.64	0.00	685.89
MW-02	712.53	5/3/2021	ND	26.63	0.00	685.90
MW-02	712.53	5/10/2021	ND	26.69	0.00	685.84
MW-02	712.53	5/18/2021	ND	26.81	0.00	685.72
MW-02	712.53	5/26/2021	ND	26.80	0.00	685.73
MW-02	712.53	5/31/2021	ND	27.03	0.00	685.50
MW-02	712.53	6/7/2021	ND	26.99	0.00	685.54
MW-02	712.53	6/14/2021	ND	27.08	0.00	685.45
MW-02	712.53	6/21/2021	ND	27.19	0.00	685.34
MW-02	712.53	7/1/2021	ND	27.31	0.00	685.22
MW-02	712.53	7/6/2021	ND	27.51	0.00	685.02
MW-02	712.53	7/14/2021	ND	27.59	0.00	684.94

Table 3
Summary of Monitoring Well Gauging Data
Colonial Pipeline Company
2020-L1-SR2448
Huntersville, North Carolina

Well ID	Top Of Casing Elevation[1]	Date	Depth to Free Product (ft btoc)	Depth to Groundwater (ft btoc)	Free Product Thickness (ft)	Groundwater Elevation[2] (ft btoc)
MW-03	703.64	9/1/2020	ND	19.93	0.00	683.71
MW-03	703.64	9/3/2020	ND	22.74	0.00	680.90
MW-03	703.64	9/5/2020	ND	22.84	0.00	680.80
MW-03	703.64	9/14/2020	ND	22.78	0.00	680.86
MW-03	703.64	9/18/2020	ND	22.80	0.00	680.84
MW-03	703.64	9/28/2020	ND	22.54	0.00	681.10
MW-03	703.64	10/3/2020	ND	22.57	0.00	681.07
MW-03	703.64	10/19/2020	ND	21.88	0.00	681.76
MW-03	703.64	10/26/2020	ND	21.70	0.00	681.94
MW-03	703.64	11/9/2020	ND	21.44	0.00	682.20
MW-03	703.64	11/18/2020	ND	20.87	0.00	682.77
MW-03	703.64	11/23/2020	ND	20.76	0.00	682.88
MW-03	703.64	12/7/2020	ND	20.39	0.00	683.25
MW-03	703.64	12/21/2020	ND	19.90	0.00	683.74
MW-03	703.64	12/26/2020	ND	19.71	0.00	683.93
MW-03	703.64	1/10/2021	ND	19.54	0.00	684.10
MW-03	703.64	1/19/2021	ND	19.47	0.00	684.17
MW-03	703.64	1/25/2021	ND	19.43	0.00	684.21
MW-03	703.64	2/1/2021	ND	18.56	0.00	685.08
MW-03	703.64	2/8/2021	ND	18.69	0.00	684.95
MW-03	703.64	2/16/2021	ND	17.45	0.00	686.19
MW-03	703.64	2/22/2021	ND	16.89	0.00	686.75
MW-03	703.64	3/4/2021	ND	17.16	0.00	686.48
MW-03	703.64	3/8/2021	ND	17.67	0.00	685.97
MW-03	703.64	3/15/2021	ND	17.90	0.00	685.74
MW-03	703.64	3/22/2021	ND	16.79	0.00	686.85
MW-03	703.64	4/1/2021	ND	15.92	0.00	687.72
MW-03	703.64	4/12/2021	ND	16.90	0.00	686.74
MW-03	703.64	4/19/2021	ND	17.42	0.00	686.22
MW-03	703.64	4/29/2021	ND	18.12	0.00	685.52
MW-03	703.64	5/3/2021	ND	18.29	0.00	685.35
MW-03	703.64	5/10/2021	ND	18.80	0.00	684.84
MW-03	703.64	5/18/2021	ND	19.20	0.00	684.44
MW-03	703.64	5/26/2021	ND	19.40	0.00	684.24
MW-03	703.64	5/31/2021	ND	19.82	0.00	683.82
MW-03	703.64	6/7/2021	ND	20.08	0.00	683.56
MW-03	703.64	6/14/2021	ND	20.27	0.00	683.37
MW-03	703.64	6/21/2021	ND	20.58	0.00	683.06
MW-03	703.64	7/1/2021	ND	20.83	0.00	682.81
MW-03	703.64	7/6/2021	ND	21.10	0.00	682.54
MW-03	703.64	7/14/2021	ND	21.27	0.00	682.37

Table 3
Summary of Monitoring Well Gauging Data
Colonial Pipeline Company
2020-L1-SR2448
Huntersville, North Carolina

Well ID	Top Of Casing Elevation[1]	Date	Depth to Free Product (ft btoc)	Depth to Groundwater (ft btoc)	Free Product Thickness (ft)	Groundwater Elevation[2] (ft btoc)
MW-04	712.05	9/1/2020	ND	28.30	0.00	683.75
MW-04	712.05	9/3/2020	ND	28.19	0.00	683.86
MW-04	712.05	9/5/2020	ND	28.32	0.00	683.73
MW-04	715.04	9/14/2020	ND	31.32	0.00	683.72
MW-04	715.04	9/18/2020	ND	31.31	0.00	683.73
MW-04	715.04	9/28/2020	ND	31.23	0.00	683.81
MW-04	715.04	10/3/2020	ND	31.26	0.00	683.78
MW-04	715.04	10/19/2020	ND	30.93	0.00	684.11
MW-04	715.04	10/26/2020	ND	30.78	0.00	684.26
MW-04	715.04	11/9/2020	ND	30.50	0.00	684.54
MW-04	715.04	11/18/2020	ND	30.44	0.00	684.60
MW-04	715.04	11/23/2020	ND	30.32	0.00	684.72
MW-04	715.04	12/7/2020	ND	29.97	0.00	685.07
MW-04	715.04	12/21/2020	ND	29.78	0.00	685.26
MW-04	715.04	12/26/2020	ND	30.04	0.00	685.00
MW-04	715.04	1/10/2021	ND	29.86	0.00	685.18
MW-04	715.04	1/19/2021	ND	29.76	0.00	685.28
MW-04	715.04	1/25/2021	ND	23.46	0.00	691.58
MW-04	715.04	2/1/2021	ND	29.16	0.00	685.88
MW-04	715.04	2/8/2021	ND	29.61	0.00	685.43
MW-04	715.04	2/16/2021	ND	29.05	0.00	685.99
MW-04	715.04	2/22/2021	ND	28.90	0.00	686.14
MW-04	715.04	3/4/2021	ND	28.87	0.00	686.17
MW-04	715.04	3/8/2021	ND	29.13	0.00	685.91
MW-04	715.04	3/15/2021	ND	28.98	0.00	686.06
MW-04	715.04	3/22/2021	ND	28.76	0.00	686.28
MW-04	715.04	4/1/2021	ND	28.54	0.00	686.50
MW-04	715.04	4/12/2021	ND	28.19	0.00	686.85
MW-04	715.04	4/19/2021	ND	28.23	0.00	686.81
MW-04	715.04	4/29/2021	ND	28.26	0.00	686.78
MW-04	715.04	5/3/2021	ND	28.27	0.00	686.77
MW-04	715.04	5/10/2021	ND	28.39	0.00	686.65
MW-04	715.04	5/18/2021	ND	28.54	0.00	686.50
MW-04	715.04	5/26/2021	ND	28.56	0.00	686.48
MW-04	715.04	5/31/2021	ND	28.78	0.00	686.26
MW-04	715.04	6/7/2021	ND	28.77	0.00	686.27
MW-04	715.04	6/14/2021	ND	28.86	0.00	686.18
MW-04	715.04	6/21/2021	ND	29.01	0.00	686.03
MW-04	715.04	7/1/2021	ND	29.13	0.00	685.91
MW-04	715.04	7/6/2021	ND	29.32	0.00	685.72
MW-04	715.04	7/14/2021	ND	29.41	0.00	685.63

Table 3
Summary of Monitoring Well Gauging Data
Colonial Pipeline Company
2020-L1-SR2448
Huntersville, North Carolina

Well ID	Top Of Casing Elevation[1]	Date	Depth to Free Product (ft btoc)	Depth to Groundwater (ft btoc)	Free Product Thickness (ft)	Groundwater Elevation[2] (ft btoc)
MW-05	705.61	9/1/2020	ND	24.19	0.00	681.42
MW-05	705.61	9/3/2020	ND	25.22	0.00	680.39
MW-05	705.61	9/5/2020	ND	26.38	0.00	679.23
MW-05	705.61	9/6/2020	ND	27.38	0.00	678.23
MW-05	707.30	9/14/2020	ND	27.04	0.00	680.26
MW-05	707.30	9/18/2020	ND	27.03	0.00	680.27
MW-05	707.30	9/28/2020	ND	26.87	0.00	680.43
MW-05	707.30	10/3/2020	ND	26.88	0.00	680.42
MW-05	707.30	10/19/2020	ND	26.49	0.00	680.81
MW-05	707.30	10/26/2020	ND	26.34	0.00	680.96
MW-05	707.30	10/28/2020	ND	28.34	0.00	678.96
MW-05	707.30	11/9/2020	ND	26.06	0.00	681.24
MW-05	707.30	11/18/2020	ND	25.93	0.00	681.37
MW-05	707.30	11/23/2020	ND	25.80	0.00	681.50
MW-05	707.30	12/7/2020	ND	25.39	0.00	681.91
MW-05	707.30	12/21/2020	ND	25.14	0.00	682.16
MW-05	707.30	12/26/2020	ND	25.17	0.00	682.13
MW-05	707.30	1/10/2021	ND	24.89	0.00	682.41
MW-05	707.30	1/19/2021	ND	24.72	0.00	682.58
MW-05	707.30	1/25/2021	ND	24.43	0.00	682.87
MW-05	707.30	2/1/2021	ND	24.25	0.00	683.05
MW-05	707.30	2/8/2021	ND	24.49	0.00	682.81
MW-05	707.30	2/16/2021	ND	23.96	0.00	683.34
MW-05	707.30	2/22/2021	ND	23.66	0.00	683.64
MW-05	707.30	3/4/2021	ND	23.41	0.00	683.89
MW-05	707.30	3/8/2021	ND	23.64	0.00	683.66
MW-05	707.30	3/15/2021	ND	23.46	0.00	683.84
MW-05	707.30	3/22/2021	ND	23.19	0.00	684.11
MW-05	707.30	4/1/2021	ND	22.79	0.00	684.51
MW-05	707.30	4/12/2021	ND	22.41	0.00	684.89
MW-05	707.30	4/19/2021	ND	22.45	0.00	684.85
MW-05	707.30	4/29/2021	ND	22.53	0.00	684.77
MW-05	707.30	5/3/2021	ND	22.55	0.00	684.75
MW-05	707.30	5/10/2021	ND	22.83	0.00	684.47
MW-05	707.30	5/18/2021	ND	23.13	0.00	684.17
MW-05	707.30	5/26/2021	ND	23.32	0.00	683.98
MW-05	707.30	5/31/2021	ND	23.68	0.00	683.62
MW-05	707.30	6/7/2021	ND	23.83	0.00	683.47
MW-05	707.30	6/14/2021	ND	23.98	0.00	683.32
MW-05	707.30	6/21/2021	ND	24.20	0.00	683.10
MW-05	707.30	7/1/2021	ND	24.45	0.00	682.85
MW-05	707.30	7/6/2021	ND	24.71	0.00	682.59
MW-05	707.30	7/14/2021	ND	24.87	0.00	682.43

Table 3
Summary of Monitoring Well Gauging Data
Colonial Pipeline Company
2020-L1-SR2448
Huntersville, North Carolina

Well ID	Top Of Casing Elevation[1]	Date	Depth to Free Product (ft btoc)	Depth to Groundwater (ft btoc)	Free Product Thickness (ft)	Groundwater Elevation[2] (ft btoc)
MW-06	703.81	9/1/2020	ND	20.70	0.00	683.11
MW-06	703.81	9/3/2020	ND	20.92	0.00	682.89
MW-06	706.34	9/14/2020	ND	23.56	0.00	682.78
MW-06	706.34	9/18/2020	ND	23.65	0.00	682.69
MW-06	706.34	9/28/2020	ND	23.47	0.00	682.87
MW-06	706.34	10/3/2020	ND	23.51	0.00	682.83
MW-06	706.34	10/19/2020	ND	23.23	0.00	683.11
MW-06	706.34	10/26/2020	ND	23.12	0.00	683.22
MW-06	706.34	11/9/2020	ND	22.91	0.00	683.43
MW-06	706.34	11/18/2020	Dry	Dry	Dry	Dry
MW-06	706.34	11/23/2020	ND	22.79	0.00	683.55
MW-06	706.34	12/7/2020	ND	22.36	0.00	683.98
MW-06	706.34	12/21/2020	ND	22.18	0.00	684.16
MW-06	706.34	12/26/2020	ND	22.34	0.00	684.00
MW-06	706.34	1/10/2021	ND	22.15	0.00	684.19
MW-06	706.34	1/19/2021	ND	21.98	0.00	684.36
MW-06	706.34	1/25/2021	ND	21.68	0.00	684.66
MW-06	706.34	2/1/2021	ND	21.36	0.00	684.98
MW-06	706.34	2/8/2021	ND	21.83	0.00	684.51
MW-06	706.34	2/16/2021	ND	21.24	0.00	685.10
MW-06	706.34	2/22/2021	ND	20.99	0.00	685.35
MW-06	706.34	3/4/2021	ND	20.91	0.00	685.43
MW-06	706.34	3/8/2021	ND	21.11	0.00	685.23
MW-06	706.34	3/15/2021	ND	20.93	0.00	685.41
MW-06	706.34	3/22/2021	ND	20.67	0.00	685.67
MW-06	706.34	4/1/2021	ND	20.42	0.00	685.92
MW-06	706.34	4/12/2021	ND	20.07	0.00	686.27
MW-06	706.34	4/19/2021	ND	20.03	0.00	686.31
MW-06	706.34	4/29/2021	ND	19.95	0.00	686.39
MW-06	706.34	5/3/2021	ND	19.91	0.00	686.43
MW-06	706.34	5/10/2021	ND	20.06	0.00	686.28
MW-06	706.34	5/18/2021	ND	20.29	0.00	686.05
MW-06	706.34	5/26/2021	ND	20.39	0.00	685.95
MW-06	706.34	5/31/2021	ND	20.67	0.00	685.67
MW-06	706.34	6/7/2021	ND	20.77	0.00	685.57
MW-06	706.34	6/14/2021	ND	20.90	0.00	685.44
MW-06	706.34	6/21/2021	ND	21.08	0.00	685.26
MW-06	706.34	7/1/2021	ND	21.29	0.00	685.05
MW-06	706.34	7/6/2021	ND	21.52	0.00	684.82
MW-06	706.34	7/14/2021	ND	21.66	0.00	684.68

Table 3
Summary of Monitoring Well Gauging Data
Colonial Pipeline Company
2020-L1-SR2448
Huntersville, North Carolina

Well ID	Top Of Casing Elevation[1]	Date	Depth to Free Product (ft btoc)	Depth to Groundwater (ft btoc)	Free Product Thickness (ft)	Groundwater Elevation[2] (ft btoc)
MW-07	709.46	9/1/2020	ND	26.67	0.00	682.79
MW-07	709.46	9/3/2020	ND	26.53	0.00	682.93
MW-07	709.46	9/5/2020	ND	25.60	0.00	683.86
MW-07	712.36	9/14/2020	ND	29.36	0.00	683.00
MW-07	712.36	9/18/2020	ND	29.31	0.00	683.05
MW-07	712.36	9/28/2020	ND	29.24	0.00	683.12
MW-07	712.36	10/3/2020	ND	29.32	0.00	683.04
MW-07	712.36	10/5/2020	ND	31.32	0.00	681.04
MW-07	712.36	10/19/2020	ND	29.28	0.00	683.08
MW-07	712.36	10/26/2020	ND	29.26	0.00	683.10
MW-07	712.36	11/9/2020	ND	29.19	0.00	683.17
MW-07	712.36	11/18/2020	ND	29.20	0.00	683.16
MW-07	712.36	11/23/2020	ND	29.16	0.00	683.20
MW-07	712.36	12/7/2020	ND	29.98	0.00	682.38
MW-07	712.36	12/21/2020	ND	29.04	0.00	683.32
MW-07	712.36	12/26/2020	ND	29.02	0.00	683.34
MW-07	712.36	1/10/2021	ND	29.07	0.00	683.29
MW-07	712.36	1/19/2021	ND	29.62	0.00	682.74
MW-07	712.36	1/25/2021	ND	29.91	0.00	682.45
MW-07	712.36	2/1/2021	ND	30.05	0.00	682.31
MW-07	712.36	2/8/2021	ND	30.19	0.00	682.17
MW-07	712.36	2/16/2021	ND	29.86	0.00	682.50
MW-07	712.36	2/22/2021	ND	29.46	0.00	682.90
MW-07	712.36	3/4/2021	ND	29.23	0.00	683.13
MW-07	712.36	3/8/2021	ND	29.37	0.00	682.99
MW-07	712.36	3/15/2021	ND	29.39	0.00	682.97
MW-07	712.36	3/22/2021	ND	29.43	0.00	682.93
MW-07	712.36	4/1/2021	ND	29.16	0.00	683.20
MW-07	712.36	4/12/2021	ND	29.29	0.00	683.07
MW-07	712.36	4/19/2021	ND	29.58	0.00	682.78
MW-07	712.36	4/29/2021	ND	29.75	0.00	682.61
MW-07	712.36	5/3/2021	ND	29.71	0.00	682.65
MW-07	712.36	5/10/2021	ND	29.94	0.00	682.42
MW-07	712.36	5/18/2021	ND	29.89	0.00	682.47
MW-07	712.36	5/26/2021	ND	30.06	0.00	682.30
MW-07	712.36	5/31/2021	ND	30.23	0.00	682.13
MW-07	712.36	6/7/2021	ND	30.47	0.00	681.89
MW-07	712.36	6/14/2021	ND	30.57	0.00	681.79
MW-07	712.36	6/21/2021	ND	30.72	0.00	681.64
MW-07	712.36	7/1/2021	ND	30.92	0.00	681.44
MW-07	712.36	7/6/2021	ND	31.05	0.00	681.31
MW-07	712.36	7/14/2021	ND	31.09	0.00	681.27

Table 3
Summary of Monitoring Well Gauging Data
Colonial Pipeline Company
2020-L1-SR2448
Huntersville, North Carolina

Well ID	Top Of Casing Elevation[1]	Date	Depth to Free Product (ft btoc)	Depth to Groundwater (ft btoc)	Free Product Thickness (ft)	Groundwater Elevation[2] (ft btoc)
MW-08	724.93	9/1/2020	ND	31.50	0.00	693.43
MW-08	724.93	9/3/2020	ND	31.64	0.00	693.29
MW-08	724.93	9/14/2020	ND	31.77	0.00	693.16
MW-08	724.93	9/18/2020	ND	21.78	0.00	703.15
MW-08	724.93	9/28/2020	ND	31.83	0.00	693.10
MW-08	724.93	10/3/2020	ND	31.95	0.00	692.98
MW-08	724.93	10/19/2020	ND	31.87	0.00	693.06
MW-08	724.93	10/26/2020	ND	31.79	0.00	693.14
MW-08	724.93	11/9/2020	ND	31.73	0.00	693.20
MW-08	724.93	11/18/2020	ND	31.69	0.00	693.24
MW-08	724.93	11/23/2020	ND	31.49	0.00	693.44
MW-08	724.93	12/7/2020	ND	37.31	0.00	687.62
MW-08	724.93	12/21/2020	ND	31.25	0.00	693.68
MW-08	724.93	12/26/2020	ND	31.28	0.00	693.65
MW-08	724.93	1/10/2021	ND	31.06	0.00	693.87
MW-08	724.93	1/19/2021	ND	30.97	0.00	693.96
MW-08	724.93	1/25/2021	ND	30.75	0.00	694.18
MW-08	724.93	2/1/2021	ND	30.76	0.00	694.17
MW-08	724.93	2/8/2021	ND	30.83	0.00	694.10
MW-08	724.93	2/16/2021	ND	30.64	0.00	694.29
MW-08	724.93	2/22/2021	ND	30.33	0.00	694.60
MW-08	724.93	3/4/2021	ND	30.08	0.00	694.85
MW-08	724.93	3/8/2021	ND	30.12	0.00	694.81
MW-08	724.93	3/15/2021	ND	30.03	0.00	694.90
MW-08	724.93	3/22/2021	ND	29.93	0.00	695.00
MW-08	724.93	4/1/2021	ND	29.62	0.00	695.31
MW-08	724.93	4/12/2021	ND	29.30	0.00	695.63
MW-08	724.93	4/19/2021	ND	29.25	0.00	695.68
MW-08	724.93	4/29/2021	ND	29.31	0.00	695.62
MW-08	724.93	5/3/2021	ND	29.31	0.00	695.62
MW-08	724.93	5/10/2021	ND	29.46	0.00	695.47
MW-08	724.93	5/18/2021	ND	29.73	0.00	695.20
MW-08	724.93	5/26/2021	ND	29.87	0.00	695.06
MW-08	724.93	5/31/2021	ND	30.08	0.00	694.85
MW-08	724.93	6/7/2021	ND	30.17	0.00	694.76
MW-08	724.93	6/14/2021	ND	30.41	0.00	694.52
MW-08	724.93	6/21/2021	ND	30.58	0.00	694.35
MW-08	724.93	7/1/2021	ND	29.35	0.00	695.58
MW-08	724.93	7/6/2021	ND	30.99	0.00	693.94
MW-08	724.93	7/14/2021	ND	31.22	0.00	693.71

Table 3
Summary of Monitoring Well Gauging Data
Colonial Pipeline Company
2020-L1-SR2448
Huntersville, North Carolina

Well ID	Top Of Casing Elevation[1]	Date	Depth to Free Product (ft btoc)	Depth to Groundwater (ft btoc)	Free Product Thickness (ft)	Groundwater Elevation[2] (ft btoc)
MW-09	709.46	9/1/2020	ND	26.02	0.00	683.44
MW-09	709.46	9/3/2020	ND	26.64	0.00	682.82
MW-09	717.15	9/14/2020	ND	28.82	0.00	688.33
MW-09	717.15	9/18/2020	ND	28.84	0.00	688.31
MW-09	717.15	9/28/2020	ND	28.84	0.00	688.31
MW-09	717.15	10/3/2020	ND	28.93	0.00	688.22
MW-09	717.15	10/19/2020	ND	28.96	0.00	688.19
MW-09	717.15	10/26/2020	ND	28.93	0.00	688.22
MW-09	717.15	11/9/2020	ND	28.84	0.00	688.31
MW-09	717.15	11/18/2020	ND	28.87	0.00	688.28
MW-09	717.15	11/23/2020	ND	29.82	0.00	687.33
MW-09	717.15	12/7/2020	ND	28.62	0.00	688.53
MW-09	717.15	12/21/2020	ND	28.62	0.00	688.53
MW-09	717.15	12/26/2020	ND	28.62	0.00	688.53
MW-09	717.15	1/10/2021	ND	28.54	0.00	688.61
MW-09	717.15	1/19/2021	ND	28.55	0.00	688.60
MW-09	717.15	1/25/2021	ND	28.46	0.00	688.69
MW-09	717.15	2/1/2021	ND	28.44	0.00	688.71
MW-09	717.15	2/8/2021	ND	28.64	0.00	688.51
MW-09	717.15	2/16/2021	ND	28.40	0.00	688.75
MW-09	717.15	2/22/2021	ND	28.28	0.00	688.87
MW-09	717.15	3/4/2021	ND	28.12	0.00	689.03
MW-09	717.15	3/8/2021	ND	28.20	0.00	688.95
MW-09	717.15	3/15/2021	ND	28.07	0.00	689.08
MW-09	717.15	3/22/2021	ND	27.97	0.00	689.18
MW-09	717.15	4/1/2021	ND	27.84	0.00	689.31
MW-09	717.15	4/12/2021	ND	27.56	0.00	689.59
MW-09	717.15	4/19/2021	ND	27.53	0.00	689.62
MW-09	717.15	4/29/2021	ND	27.49	0.00	689.66
MW-09	717.15	5/3/2021	ND	27.42	0.00	689.73
MW-09	717.15	5/10/2021	ND	27.56	0.00	689.59
MW-09	717.15	5/18/2021	ND	27.62	0.00	689.53
MW-09	717.15	5/26/2021	ND	27.69	0.00	689.46
MW-09	717.15	5/31/2021	ND	27.87	0.00	689.28
MW-09	717.15	6/7/2021	ND	27.98	0.00	689.17
MW-09	717.15	6/14/2021	ND	28.06	0.00	689.09
MW-09	717.15	6/21/2021	ND	28.23	0.00	688.92
MW-09	717.15	7/1/2021	ND	28.41	0.00	688.74
MW-09	717.15	7/6/2021	ND	28.62	0.00	688.53
MW-09	717.15	7/14/2021	ND	28.78	0.00	688.37

Table 3
Summary of Monitoring Well Gauging Data
Colonial Pipeline Company
2020-L1-SR2448
Huntersville, North Carolina

Well ID	Top Of Casing Elevation[1]	Date	Depth to Free Product (ft btoc)	Depth to Groundwater (ft btoc)	Free Product Thickness (ft)	Groundwater Elevation[2] (ft btoc)
MW-10	721.52	9/1/2020	Dry	Dry	Dry	Dry
MW-10	721.52	9/3/2020	Dry	Dry	Dry	Dry
MW-10	721.52	9/5/2020	Dry	Dry	Dry	Dry
MW-10	722.91	9/14/2020	Dry	Dry	Dry	Dry
MW-10	722.91	9/18/2020	Dry	Dry	Dry	Dry
MW-10	722.91	9/28/2020	Dry	Dry	Dry	Dry
MW-10	722.91	10/3/2020	Dry	Dry	Dry	Dry
MW-10	722.91	10/4/2020	Dry	Dry	Dry	Dry
MW-10	722.91	10/5/2020	Dry	Dry	Dry	Dry
MW-10	722.91	10/26/2020	Dry	Dry	Dry	Dry
MW-10	722.91	11/9/2020	Dry	Dry	Dry	Dry
MW-10	722.91	11/18/2020	Dry	Dry	Dry	Dry
MW-10	722.91	11/23/2020	Dry	Dry	Dry	Dry
MW-10	722.91	12/7/2020	Dry	Dry	Dry	Dry
MW-10	722.91	12/21/2020	Dry	Dry	Dry	Dry
MW-10	722.91	12/26/2020	Dry	Dry	Dry	Dry
MW-10	722.91	1/10/2021	Dry	Dry	Dry	Dry
MW-10	722.91	1/19/2021	Dry	Dry	Dry	Dry
MW-10	722.91	1/25/2021	Dry	Dry	Dry	Dry
MW-10	722.91	2/1/2021	Dry	Dry	Dry	Dry
MW-10	722.91	2/8/2021	Dry	Dry	Dry	Dry
MW-10	722.91	2/16/2021	Dry	Dry	Dry	Dry
MW-10	722.91	2/22/2021	Dry	Dry	Dry	Dry
MW-10	722.91	3/4/2021	Dry	Dry	Dry	Dry
MW-10	722.91	3/8/2021	Dry	Dry	Dry	Dry
MW-10	722.91	3/15/2021	Dry	Dry	Dry	Dry
MW-10	722.91	3/22/2021	Dry	Dry	Dry	Dry
MW-10	722.91	4/1/2021	Dry	Dry	Dry	Dry
MW-10	722.91	4/12/2021	Dry	Dry	Dry	Dry
MW-10	722.91	4/19/2021	Dry	Dry	Dry	Dry
MW-10	722.91	4/29/2021	Dry	Dry	Dry	Dry
MW-10	722.91	5/3/2021	Dry	Dry	Dry	Dry
MW-10	722.91	5/10/2021	Dry	Dry	Dry	Dry
MW-10	722.91	5/18/2021	Dry	Dry	Dry	Dry
MW-10	722.91	5/26/2021	Dry	Dry	Dry	Dry
MW-10	722.91	5/31/2021	Dry	Dry	Dry	Dry
MW-10	722.91	6/7/2021	Dry	Dry	Dry	Dry
MW-10	722.91	6/14/2021	Dry	Dry	Dry	Dry
MW-10	722.91	6/21/2021	Dry	Dry	Dry	Dry
MW-10	722.91	7/1/2021	Dry	Dry	Dry	Dry
MW-10	722.91	7/6/2021	Dry	Dry	Dry	Dry
MW-10	722.91	7/14/2021	Dry	Dry	Dry	Dry

Table 3
Summary of Monitoring Well Gauging Data
Colonial Pipeline Company
2020-L1-SR2448
Huntersville, North Carolina

Well ID	Top Of Casing Elevation[1]	Date	Depth to Free Product (ft btoc)	Depth to Groundwater (ft btoc)	Free Product Thickness (ft)	Groundwater Elevation[2] (ft btoc)
MW-11	739.65	9/1/2020	ND	40.90	0.00	698.75
MW-11	739.65	9/3/2020	ND	43.20	0.00	696.45
MW-11	739.65	9/14/2020	ND	45.24	0.00	694.41
MW-11	739.65	9/18/2020	ND	42.00	0.00	697.65
MW-11	739.65	9/28/2020	ND	42.03	0.00	697.62
MW-11	739.65	10/3/2020	ND	42.14	0.00	697.51
MW-11	739.65	10/19/2020	ND	42.24	0.00	697.41
MW-11	739.65	10/26/2020	ND	42.30	0.00	697.35
MW-11	739.65	11/9/2020	42.40	42.41	0.01	697.24
MW-11	739.65	11/18/2020	42.53	42.55	0.02	697.11
MW-11	739.65	11/24/2020	NM	NM	NM	NM
MW-11	739.65	12/7/2020	42.31	42.65	0.34	697.25
MW-11	739.65	12/21/2020	42.06	43.90	1.84	697.09
MW-11	739.65	12/26/2020	41.96	44.51	2.55	697.00
MW-11	739.65	1/10/2021	41.60	41.85	0.25	697.98
MW-11	739.65	1/19/2021	41.40	47.00	5.60	696.75
MW-11	739.65	1/25/2021	41.45	47.72	6.27	696.52
MW-11	739.65	2/1/2021	41.56	47.60	6.04	696.47
MW-11	739.65	2/8/2021	41.66	48.09	6.43	696.27
MW-11	739.65	2/16/2021	41.48	47.57	6.09	696.54
MW-11	739.65	2/22/2021	41.52	47.43	5.91	696.55
MW-11	739.65	3/4/2021	41.51	47.26	5.75	696.60
MW-11	739.65	3/8/2021	41.87	47.66	5.79	696.23
MW-11	739.65	3/11/2021	41.95	47.65	5.70	696.17
MW-11	739.65	3/15/2021	42.09	47.84	5.75	696.02
MW-11	739.65	3/22/2021	42.18	47.68	5.50	696.00
MW-11	735.80	4/1/2021	ND	42.25	0.00	693.55
MW-11	735.80	4/12/2021	ARP	ARP	ARP	ARP
MW-11	735.80	4/19/2021	ARP	ARP	ARP	ARP
MW-11	735.80	4/29/2021	41.97	43.21	1.24	693.50
MW-11	735.80	5/3/2021	ARP	ARP	ARP	ARP
MW-11	735.80	5/10/2021	ARP	ARP	ARP	ARP
MW-11	735.80	5/18/2021	ARP	ARP	ARP	ARP
MW-11	735.80	5/26/2021	42.72	43.62	0.90	692.84
MW-11	735.80	5/31/2021	ARP	ARP	ARP	ARP
MW-11	735.80	6/7/2021	ARP	ARP	ARP	ARP
MW-11	735.80	6/14/2021	ARP	ARP	ARP	ARP
MW-11	735.80	6/21/2021	ARP	ARP	ARP	ARP
MW-11	735.80	7/1/2021	43.54	44.26	0.72	692.07
MW-11	735.80	7/6/2021	ARP	ARP	ARP	ARP
MW-11	735.80	7/14/2021	44.52	44.55	0.03	691.27

Table 3
Summary of Monitoring Well Gauging Data
Colonial Pipeline Company
2020-L1-SR2448
Huntersville, North Carolina

Well ID	Top Of Casing Elevation[1]	Date	Depth to Free Product (ft btoc)	Depth to Groundwater (ft btoc)	Free Product Thickness (ft)	Groundwater Elevation[2] (ft btoc)
MW-12	718.27	9/1/2020	ND	30.95	0.00	687.32
MW-12	718.27	9/3/2020	ND	32.18	0.00	686.09
MW-12	718.27	9/5/2020	ND	32.27	0.00	686.00
MW-12	718.27	9/14/2020	ND	33.77	0.00	684.50
MW-12	718.27	9/18/2020	ND	33.78	0.00	684.49
MW-12	718.27	9/28/2020	ND	33.71	0.00	684.56
MW-12	718.27	10/3/2020	ND	33.78	0.00	684.49
MW-12	718.27	10/19/2020	ND	33.63	0.00	684.64
MW-12	718.27	10/26/2020	ND	33.58	0.00	684.69
MW-12	718.27	11/9/2020	ND	33.36	0.00	684.91
MW-12	718.27	11/18/2020	ND	33.36	0.00	684.91
MW-12	718.27	11/23/2020	ND	33.30	0.00	684.97
MW-12	718.27	12/7/2020	ND	32.98	0.00	685.29
MW-12	718.27	12/21/2020	ND	37.82	0.00	680.45
MW-12	718.27	12/26/2020	ND	33.11	0.00	685.16
MW-12	718.27	1/10/2021	ND	32.83	0.00	685.44
MW-12	718.27	1/19/2021	ND	32.82	0.00	685.45
MW-12	718.27	1/25/2021	ND	32.54	0.00	685.73
MW-12	718.27	2/1/2021	ND	32.30	0.00	685.97
MW-12	718.27	2/8/2021	ND	32.73	0.00	685.54
MW-12	718.27	2/16/2021	ND	32.21	0.00	686.06
MW-12	718.27	2/22/2021	ND	32.05	0.00	686.22
MW-12	718.27	3/4/2021	ND	32.07	0.00	686.20
MW-12	718.27	3/8/2021	ND	32.32	0.00	685.95
MW-12	718.27	3/15/2021	ND	32.16	0.00	686.11
MW-12	718.27	3/22/2021	ND	31.98	0.00	686.29
MW-12	718.27	4/1/2021	ND	31.87	0.00	686.40
MW-12	718.27	4/12/2021	Dry	Dry	Dry	Dry
MW-12	718.27	4/19/2021	ND	31.61	0.00	686.66
MW-12	718.27	4/29/2021	ND	31.41	0.00	686.86
MW-12	718.27	5/3/2021	ND	31.38	0.00	686.89
MW-12	718.27	5/10/2021	ND	31.40	0.00	686.87
MW-12	718.27	5/18/2021	ND	31.47	0.00	686.80
MW-12	718.27	5/26/2021	ND	31.44	0.00	686.83
MW-12	718.27	5/31/2021	ND	31.60	0.00	686.67
MW-12	718.27	6/7/2021	ND	31.51	0.00	686.76
MW-12	718.27	6/14/2021	ND	31.56	0.00	686.71
MW-12	718.27	6/21/2021	ND	31.63	0.00	686.64
MW-12	718.27	7/1/2021	ND	31.73	0.00	686.54
MW-12	718.27	7/6/2021	ND	31.91	0.00	686.36
MW-12	718.27	7/14/2021	ND	31.95	0.00	686.32

Table 3
Summary of Monitoring Well Gauging Data
Colonial Pipeline Company
2020-L1-SR2448
Huntersville, North Carolina

Well ID	Top Of Casing Elevation[1]	Date	Depth to Free Product (ft btoc)	Depth to Groundwater (ft btoc)	Free Product Thickness (ft)	Groundwater Elevation[2] (ft btoc)
MW-13	736.29	9/14/2020	ND	41.77	0.00	694.52
MW-13	736.29	9/18/2020	ND	38.42	0.00	697.87
MW-13	736.29	9/28/2020	ND	38.40	0.00	697.89
MW-13	736.29	10/3/2020	ND	38.51	0.00	697.78
MW-13	736.29	10/19/2020	ND	38.55	0.00	697.74
MW-13	736.29	10/26/2020	ND	38.62	0.00	697.67
MW-13	736.29	11/9/2020	ND	38.72	0.00	697.57
MW-13	736.29	11/18/2020	ND	38.86	0.00	697.43
MW-13	736.29	11/23/2020	ND	38.75	0.00	697.54
MW-13	736.29	12/7/2020	ND	38.72	0.00	697.57
MW-13	736.29	12/21/2020	ND	38.81	0.00	697.48
MW-13	736.29	12/26/2020	ND	38.92	0.00	697.37
MW-13	736.29	1/10/2021	ND	39.07	0.00	697.22
MW-13	736.29	1/19/2021	ND	39.11	0.00	697.18
MW-13	736.29	1/25/2021	ND	39.28	0.00	697.01
MW-13	736.29	2/1/2021	ND	39.30	0.00	696.99
MW-13	736.29	2/8/2021	ND	39.70	0.00	696.59
MW-13	736.29	2/16/2021	ND	39.58	0.00	696.71
MW-13	736.29	2/22/2021	ND	39.56	0.00	696.73
MW-13	732.88	3/4/2021	ND	39.52	0.00	693.36
MW-13	732.88	3/8/2021	ND	39.84	0.00	693.04
MW-13	732.88	3/15/2021	ND	40.19	0.00	692.69
MW-13	732.88	3/22/2021	ND	40.24	0.00	692.64
MW-13	732.88	4/1/2021	ND	39.75	0.00	693.13
MW-13	732.88	4/12/2021	ND	39.46	0.00	693.42
MW-13	732.88	4/19/2021	ND	39.62	0.00	693.26
MW-13	732.88	4/29/2021	ND	39.48	0.00	693.40
MW-13	732.88	5/3/2021	ND	39.44	0.00	693.44
MW-13	732.88	5/10/2021	ND	39.82	0.00	693.06
MW-13	732.88	5/18/2021	ND	40.60	0.00	692.28
MW-13	732.88	5/26/2021	ND	40.34	0.00	692.54
MW-13	732.88	5/31/2021	ND	41.17	0.00	691.71
MW-13	732.88	6/7/2021	ND	41.30	0.00	691.58
MW-13	732.88	6/14/2021	ND	39.46	0.00	693.42
MW-13	732.88	6/21/2021	ND	39.96	0.00	692.92
MW-13	732.88	7/1/2021	ND	41.28	0.00	691.60
MW-13	732.88	7/6/2021	ND	42.27	0.00	690.61
MW-13	732.88	7/14/2021	ND	41.86	0.00	691.02

Table 3
Summary of Monitoring Well Gauging Data
Colonial Pipeline Company
2020-L1-SR2448
Huntersville, North Carolina

Well ID	Top Of Casing Elevation[1]	Date	Depth to Free Product (ft btoc)	Depth to Groundwater (ft btoc)	Free Product Thickness (ft)	Groundwater Elevation[2] (ft btoc)
MW-14	724.88	9/14/2020	ND	31.21	0.00	693.67
MW-14	724.88	9/18/2020	ND	31.24	0.00	693.64
MW-14	724.88	9/28/2020	ND	31.29	0.00	693.59
MW-14	724.88	10/3/2020	ND	31.28	0.00	693.60
MW-14	724.88	10/5/2020	ND	33.28	0.00	691.60
MW-14	724.88	10/19/2020	ND	31.25	0.00	693.63
MW-14	724.88	10/26/2020	ND	31.27	0.00	693.61
MW-14	724.88	11/9/2020	ND	31.18	0.00	693.70
MW-14	724.88	11/18/2020	ND	31.13	0.00	693.75
MW-14	724.88	11/23/2020	ND	31.01	0.00	693.87
MW-14	724.88	12/7/2020	ND	30.85	0.00	694.03
MW-14	724.88	12/21/2020	ND	30.82	0.00	694.06
MW-14	724.88	12/26/2020	ND	30.89	0.00	693.99
MW-14	724.88	1/10/2021	ND	30.73	0.00	694.15
MW-14	724.88	1/19/2021	ND	30.68	0.00	694.20
MW-14	724.88	1/25/2021	ND	30.49	0.00	694.39
MW-14	724.88	2/1/2021	ND	30.53	0.00	694.35
MW-14	724.88	2/8/2021	ND	30.67	0.00	694.21
MW-14	724.88	2/16/2021	ND	30.55	0.00	694.33
MW-14	724.88	2/22/2021	ND	30.34	0.00	694.54
MW-14	724.88	3/4/2021	ND	30.14	0.00	694.74
MW-14	724.88	3/8/2021	ND	30.18	0.00	694.70
MW-14	724.88	3/15/2021	ND	30.10	0.00	694.78
MW-14	724.88	3/22/2021	ND	30.06	0.00	694.82
MW-14	724.88	4/1/2021	ND	29.84	0.00	695.04
MW-14	724.88	4/12/2021	ND	29.54	0.00	695.34
MW-14	724.88	4/19/2021	ND	29.48	0.00	695.40
MW-14	724.88	4/29/2021	ND	29.50	0.00	695.38
MW-14	724.88	5/3/2021	ND	29.50	0.00	695.38
MW-14	724.88	5/10/2021	ND	29.66	0.00	695.22
MW-14	724.88	5/18/2021	ND	29.97	0.00	694.91
MW-14	724.88	5/26/2021	ND	30.14	0.00	694.74
MW-14	724.88	5/31/2021	ND	30.38	0.00	694.50
MW-14	724.88	6/7/2021	ND	30.49	0.00	694.39
MW-14	724.88	6/14/2021	ND	30.74	0.00	694.14
MW-14	724.88	6/21/2021	ND	30.88	0.00	694.00
MW-14	724.88	7/1/2021	ND	31.11	0.00	693.77
MW-14	724.88	7/6/2021	ND	31.33	0.00	693.55
MW-14	724.88	7/14/2021	ND	31.52	0.00	693.36

Table 3
Summary of Monitoring Well Gauging Data
Colonial Pipeline Company
2020-L1-SR2448
Huntersville, North Carolina

Well ID	Top Of Casing Elevation[1]	Date	Depth to Free Product (ft btoc)	Depth to Groundwater (ft btoc)	Free Product Thickness (ft)	Groundwater Elevation[2] (ft btoc)
MW-15	725.70	9/3/2020	ND	33.31	0.00	692.39
MW-15	725.70	9/5/2020	ND	33.38	0.00	692.32
MW-15	725.70	9/14/2020	ND	34.79	0.00	690.91
MW-15	725.70	9/18/2020	ND	34.81	0.00	690.89
MW-15	725.70	9/28/2020	ND	34.18	0.00	691.52
MW-15	725.70	10/3/2020	ND	34.89	0.00	690.81
MW-15	725.70	10/19/2020	ND	34.88	0.00	690.82
MW-15	725.70	10/26/2020	ND	34.88	0.00	690.82
MW-15	725.70	11/9/2020	ND	34.84	0.00	690.86
MW-15	725.70	11/18/2020	ND	34.85	0.00	690.85
MW-15	725.70	11/23/2020	ND	34.82	0.00	690.88
MW-15	725.70	12/7/2020	ND	35.72	0.00	689.98
MW-15	725.70	12/21/2020	ND	34.66	0.00	691.04
MW-15	725.70	12/26/2020	ND	34.70	0.00	691.00
MW-15	725.70	1/10/2021	ND	34.61	0.00	691.09
MW-15	725.70	1/19/2021	ND	34.58	0.00	691.12
MW-15	725.70	1/25/2021	ND	34.50	0.00	691.20
MW-15	725.70	2/1/2021	ND	34.50	0.00	691.20
MW-15	725.70	2/8/2021	ND	34.60	0.00	691.10
MW-15	725.70	2/16/2021	ND	34.48	0.00	691.22
MW-15	725.70	2/22/2021	ND	34.43	0.00	691.27
MW-15	725.70	3/4/2021	ND	34.32	0.00	691.38
MW-15	725.70	3/8/2021	ND	34.37	0.00	691.33
MW-15	725.70	3/15/2021	ND	34.27	0.00	691.43
MW-15	725.70	3/22/2021	ND	34.14	0.00	691.56
MW-15	725.70	4/1/2021	ND	34.03	0.00	691.67
MW-15	725.70	4/12/2021	ND	33.77	0.00	691.93
MW-15	725.70	4/19/2021	ND	33.68	0.00	692.02
MW-15	725.70	4/29/2021	ND	33.51	0.00	692.19
MW-15	725.70	5/3/2021	ND	33.46	0.00	692.24
MW-15	725.70	5/10/2021	ND	33.43	0.00	692.27
MW-15	725.70	5/18/2021	ND	33.40	0.00	692.30
MW-15	725.70	5/26/2021	ND	33.37	0.00	692.33
MW-15	725.70	5/31/2021	ND	33.44	0.00	692.26
MW-15	725.70	6/7/2021	ND	33.42	0.00	692.28
MW-15	725.70	6/14/2021	ND	33.49	0.00	692.21
MW-15	725.70	6/21/2021	ND	33.58	0.00	692.12
MW-15	725.70	7/1/2021	ND	33.73	0.00	691.97
MW-15	725.70	7/6/2021	ND	33.85	0.00	691.85
MW-15	725.70	7/14/2021	ND	33.99	0.00	691.71

Table 3
Summary of Monitoring Well Gauging Data
Colonial Pipeline Company
2020-L1-SR2448
Huntersville, North Carolina

Well ID	Top Of Casing Elevation[1]	Date	Depth to Free Product (ft btoc)	Depth to Groundwater (ft btoc)	Free Product Thickness (ft)	Groundwater Elevation[2] (ft btoc)
MW-16	725.49	9/14/2020	ND	26.02	0.00	699.47
MW-16	725.49	9/18/2020	ND	33.90	0.00	691.59
MW-16	725.49	9/28/2020	ND	33.87	0.00	691.62
MW-16	725.49	10/3/2020	ND	33.91	0.00	691.58
MW-16	725.49	10/19/2020	ND	33.89	0.00	691.60
MW-16	725.49	10/26/2020	ND	33.86	0.00	691.63
MW-16	725.49	11/9/2020	ND	33.85	0.00	691.64
MW-16	725.49	11/18/2020	ND	33.85	0.00	691.64
MW-16	725.49	11/23/2020	ND	34.78	0.00	690.71
MW-16	725.49	12/7/2020	ND	33.42	0.00	692.07
MW-16	725.49	12/21/2020	ND	33.73	0.00	691.76
MW-16	725.49	12/26/2020	ND	33.79	0.00	691.70
MW-16	725.49	1/10/2021	ND	33.73	0.00	691.76
MW-16	725.49	1/19/2021	ND	33.69	0.00	691.80
MW-16	725.49	1/25/2021	ND	33.58	0.00	691.91
MW-16	725.49	2/1/2021	ND	33.63	0.00	691.86
MW-16	725.49	2/8/2021	ND	33.71	0.00	691.78
MW-16	725.49	2/16/2021	ND	33.64	0.00	691.85
MW-16	725.49	2/22/2021	ND	33.57	0.00	691.92
MW-16	725.49	3/4/2021	ND	33.48	0.00	692.01
MW-16	725.49	3/8/2021	ND	33.55	0.00	691.94
MW-16	725.49	3/15/2021	ND	33.50	0.00	691.99
MW-16	725.49	3/22/2021	ND	33.46	0.00	692.03
MW-16	725.49	4/1/2021	ND	33.32	0.00	692.17
MW-16	725.49	4/12/2021	ND	33.16	0.00	692.33
MW-16	725.49	4/19/2021	ND	33.08	0.00	692.41
MW-16	725.49	4/29/2021	ND	32.98	0.00	692.51
MW-16	725.49	5/3/2021	ND	32.95	0.00	692.54
MW-16	725.49	5/10/2021	ND	32.94	0.00	692.55
MW-16	725.49	5/18/2021	ND	32.92	0.00	692.57
MW-16	725.49	5/26/2021	ND	32.90	0.00	692.59
MW-16	725.49	5/31/2021	ND	32.98	0.00	692.51
MW-16	725.49	6/7/2021	ND	32.98	0.00	692.51
MW-16	725.49	6/14/2021	ND	32.98	0.00	692.51
MW-16	725.49	6/21/2021	ND	33.03	0.00	692.46
MW-16	725.49	7/1/2021	ND	33.15	0.00	692.34
MW-16	725.49	7/6/2021	ND	33.24	0.00	692.25
MW-16	725.49	7/14/2021	ND	33.42	0.00	692.07

Table 3
Summary of Monitoring Well Gauging Data
Colonial Pipeline Company
2020-L1-SR2448
Huntersville, North Carolina

Well ID	Top Of Casing Elevation[1]	Date	Depth to Free Product (ft btoc)	Depth to Groundwater (ft btoc)	Free Product Thickness (ft)	Groundwater Elevation[2] (ft btoc)
MW-17	727.50	9/14/2020	ND	31.32	0.00	696.18
MW-17	727.50	9/18/2020	ND	35.71	0.00	691.79
MW-17	727.50	9/28/2020	ND	35.70	0.00	691.80
MW-17	727.50	10/3/2020	ND	35.75	0.00	691.75
MW-17	727.50	10/19/2020	ND	35.73	0.00	691.77
MW-17	727.50	10/26/2020	ND	35.72	0.00	691.78
MW-17	727.50	10/28/2020	ND	37.72	0.00	689.78
MW-17	727.50	11/9/2020	ND	35.72	0.00	691.78
MW-17	727.50	11/18/2020	ND	35.73	0.00	691.77
MW-17	727.50	11/23/2020	ND	35.68	0.00	691.82
MW-17	727.50	12/7/2020	ND	35.60	0.00	691.90
MW-17	727.50	12/21/2020	ND	35.62	0.00	691.88
MW-17	727.50	12/26/2020	ND	35.70	0.00	691.80
MW-17	727.50	1/10/2021	ND	35.68	0.00	691.82
MW-17	727.50	1/19/2021	ND	35.68	0.00	691.82
MW-17	727.50	1/25/2021	ND	35.56	0.00	691.94
MW-17	727.50	2/1/2021	ND	35.61	0.00	691.89
MW-17	727.50	2/8/2021	ND	35.73	0.00	691.77
MW-17	727.50	2/16/2021	ND	35.66	0.00	691.84
MW-17	727.50	2/22/2021	ND	35.63	0.00	691.87
MW-17	727.50	3/4/2021	ND	35.57	0.00	691.93
MW-17	727.50	3/8/2021	ND	35.63	0.00	691.87
MW-17	727.50	3/15/2021	ND	35.55	0.00	691.95
MW-17	727.50	3/22/2021	ND	35.51	0.00	691.99
MW-17	727.50	4/1/2021	ND	35.41	0.00	692.09
MW-17	727.50	4/12/2021	ND	35.17	0.00	692.33
MW-17	727.50	4/19/2021	ND	35.16	0.00	692.34
MW-17	727.50	4/29/2021	ND	35.08	0.00	692.42
MW-17	727.50	5/3/2021	ND	35.01	0.00	692.49
MW-17	727.50	5/10/2021	ND	34.98	0.00	692.52
MW-17	727.50	5/18/2021	ND	34.98	0.00	692.52
MW-17	727.50	5/26/2021	ND	34.94	0.00	692.56
MW-17	727.50	5/31/2021	ND	35.02	0.00	692.48
MW-17	727.50	6/7/2021	ND	35.00	0.00	692.50
MW-17	727.50	6/14/2021	ND	34.99	0.00	692.51
MW-17	727.50	6/21/2021	ND	35.03	0.00	692.47
MW-17	727.50	7/1/2021	ND	35.12	0.00	692.38
MW-17	727.50	7/6/2021	ND	35.24	0.00	692.26
MW-17	727.50	7/14/2021	ND	35.43	0.00	692.07

Table 3
Summary of Monitoring Well Gauging Data
Colonial Pipeline Company
2020-L1-SR2448
Huntersville, North Carolina

Well ID	Top Of Casing Elevation[1]	Date	Depth to Free Product (ft btoc)	Depth to Groundwater (ft btoc)	Free Product Thickness (ft)	Groundwater Elevation[2] (ft btoc)
MW-18	729.75	9/3/2020	ND	36.67	0.00	693.08
MW-18	729.75	9/14/2020	ND	39.78	0.00	689.97
MW-18	729.75	9/18/2020	ND	39.75	0.00	690.00
MW-18	729.75	9/28/2020	ND	39.71	0.00	690.04
MW-18	729.75	10/3/2020	ND	39.79	0.00	689.96
MW-18	729.75	10/19/2020	ND	39.88	0.00	689.87
MW-18	729.75	10/26/2020	ND	39.93	0.00	689.82
MW-18	729.75	11/9/2020	ND	40.04	0.00	689.71
MW-18	729.75	11/18/2020	ND	40.15	0.00	689.60
MW-18	729.75	11/23/2020	ND	40.17	0.00	689.58
MW-18	729.75	12/7/2020	ND	40.11	0.00	689.64
MW-18	729.75	12/21/2020	40.13	40.88	0.75	689.42
MW-18	729.75	12/26/2020	39.85	41.95	2.10	689.34
MW-18	729.75	1/10/2021	39.89	45.56	5.67	688.34
MW-18	729.75	1/19/2021	39.24	45.50	6.26	688.83
MW-18	729.75	1/25/2021	39.35	45.57	6.22	688.74
MW-18	729.75	2/1/2021	39.30	45.80	6.50	688.71
MW-18	729.75	2/8/2021	39.57	46.40	6.83	688.35
MW-18	729.75	2/16/2021	39.27	46.48	7.21	688.55
MW-18	729.75	2/22/2021	39.16	46.44	7.28	688.64
MW-18	729.75	3/4/2021	ND	39.21	0.00	690.54
MW-18	729.75	3/8/2021	ARP	ARP	ARP	ARP
MW-18	729.75	3/15/2021	ARP	ARP	ARP	ARP
MW-18	729.75	3/22/2021	ARP	ARP	ARP	ARP
MW-18	728.17	4/1/2021	39.51	39.64	0.13	688.63
MW-18	728.17	4/12/2021	ARP	ARP	ARP	ARP
MW-18	728.17	4/19/2021	ARP	ARP	ARP	ARP
MW-18	728.17	4/29/2021	39.03	40.55	1.52	688.73
MW-18	728.17	5/3/2021	ARP	ARP	ARP	ARP
MW-18	728.17	5/10/2021	ARP	ARP	ARP	ARP
MW-18	728.17	5/18/2021	ARP	ARP	ARP	ARP
MW-18	728.17	5/26/2021	39.24	40.63	1.39	688.56
MW-18	728.17	5/31/2021	ARP	ARP	ARP	ARP
MW-18	728.17	6/7/2021	ARP	ARP	ARP	ARP
MW-18	728.17	6/14/2021	ARP	ARP	ARP	ARP
MW-18	728.17	6/21/2021	ARP	ARP	ARP	ARP
MW-18	728.17	7/1/2021	39.54	41.06	1.52	688.22
MW-18	728.17	7/6/2021	ARP	ARP	ARP	ARP
MW-18	728.17	7/14/2021	39.62	41.18	1.56	688.13

Table 3
Summary of Monitoring Well Gauging Data
Colonial Pipeline Company
2020-L1-SR2448
Huntersville, North Carolina

Well ID	Top Of Casing Elevation[1]	Date	Depth to Free Product (ft btoc)	Depth to Groundwater (ft btoc)	Free Product Thickness (ft)	Groundwater Elevation[2] (ft btoc)
MW-19	726.29	9/14/2020	ND	13.45	0.00	712.84
MW-19	726.29	9/18/2020	ND	31.25	0.00	695.04
MW-19	726.29	9/28/2020	ND	31.27	0.00	695.02
MW-19	726.29	10/3/2020	ND	31.28	0.00	695.01
MW-19	726.29	10/5/2020	ND	33.28	0.00	693.01
MW-19	726.29	10/19/2020	ND	31.26	0.00	695.03
MW-19	726.29	10/26/2020	ND	31.28	0.00	695.01
MW-19	726.29	11/9/2020	ND	31.30	0.00	694.99
MW-19	726.29	11/18/2020	ND	31.35	0.00	694.94
MW-19	726.29	11/23/2020	ND	31.28	0.00	695.01
MW-19	726.29	12/7/2020	ND	31.23	0.00	695.06
MW-19	726.29	12/21/2020	ND	31.30	0.00	694.99
MW-19	726.29	12/26/2020	ND	31.35	0.00	694.94
MW-19	726.29	1/10/2021	ND	31.28	0.00	695.01
MW-19	726.29	1/19/2021	ND	31.26	0.00	695.03
MW-19	726.29	1/25/2021	ND	41.09	0.00	685.20
MW-19	726.29	2/1/2021	ND	31.14	0.00	695.15
MW-19	726.29	2/8/2021	ND	31.22	0.00	695.07
MW-19	726.29	2/16/2021	ND	31.11	0.00	695.18
MW-19	726.29	2/22/2021	ND	30.92	0.00	695.37
MW-19	726.29	3/4/2021	ND	30.58	0.00	695.71
MW-19	726.29	3/8/2021	ND	30.56	0.00	695.73
MW-19	726.29	3/15/2021	ND	30.44	0.00	695.85
MW-19	726.29	3/22/2021	ND	30.42	0.00	695.87
MW-19	726.29	4/1/2021	ND	30.17	0.00	696.12
MW-19	726.29	4/12/2021	ND	29.83	0.00	696.46
MW-19	726.29	4/19/2021	ND	29.86	0.00	696.43
MW-19	726.29	4/29/2021	ND	30.02	0.00	696.27
MW-19	726.29	5/3/2021	ND	30.05	0.00	696.24
MW-19	726.29	5/10/2021	ND	30.22	0.00	696.07
MW-19	726.29	5/18/2021	ND	30.37	0.00	695.92
MW-19	726.29	5/26/2021	ND	30.42	0.00	695.87
MW-19	726.29	5/31/2021	ND	30.55	0.00	695.74
MW-19	726.29	6/7/2021	ND	30.56	0.00	695.73
MW-19	726.29	6/14/2021	ND	30.52	0.00	695.77
MW-19	726.29	6/21/2021	ND	30.72	0.00	695.57
MW-19	726.29	7/1/2021	ND	30.78	0.00	695.51
MW-19	726.29	7/6/2021	ND	30.84	0.00	695.45
MW-19	726.29	7/14/2021	ND	30.94	0.00	695.35

Table 3
Summary of Monitoring Well Gauging Data
Colonial Pipeline Company
2020-L1-SR2448
Huntersville, North Carolina

Well ID	Top Of Casing Elevation[1]	Date	Depth to Free Product (ft btoc)	Depth to Groundwater (ft btoc)	Free Product Thickness (ft)	Groundwater Elevation[2] (ft btoc)
MW-20	729.69	9/3/2020	ND	41.44	0.00	688.25
MW-20	729.69	9/14/2020	ND	42.25	0.00	687.44
MW-20	729.69	9/18/2020	ND	40.21	0.00	689.48
MW-20	729.69	9/28/2020	ND	42.17	0.00	687.52
MW-20	729.69	10/3/2020	ND	42.12	0.00	687.57
MW-20	729.69	10/19/2020	ND	42.16	0.00	687.53
MW-20	729.69	10/21/2020	ND	44.16	0.00	685.53
MW-20	729.69	10/26/2020	ND	42.15	0.00	687.54
MW-20	729.69	11/9/2020	ND	42.14	0.00	687.55
MW-20	729.69	11/18/2020	ND	42.29	0.00	687.40
MW-20	729.69	11/23/2020	ND	42.22	0.00	687.47
MW-20	729.69	12/7/2020	ND	42.15	0.00	687.54
MW-20	729.69	12/21/2020	ND	42.26	0.00	687.43
MW-20	729.69	12/26/2020	ND	42.31	0.00	687.38
MW-20	729.69	1/10/2021	ND	42.46	0.00	687.23
MW-20	729.69	1/19/2021	ND	42.54	0.00	687.15
MW-20	729.69	1/25/2021	ND	42.56	0.00	687.13
MW-20	729.69	2/1/2021	ND	42.58	0.00	687.11
MW-20	729.69	2/8/2021	ND	42.84	0.00	686.85
MW-20	729.69	2/16/2021	ND	42.69	0.00	687.00
MW-20	729.69	2/22/2021	ND	42.68	0.00	687.01
MW-20	729.69	3/4/2021	ND	42.62	0.00	687.07
MW-20	729.69	3/8/2021	ND	42.69	0.00	687.00
MW-20	729.69	3/15/2021	ND	42.60	0.00	687.09
MW-20	729.69	3/22/2021	ND	42.55	0.00	687.14
MW-20	729.69	4/1/2021	ND	42.49	0.00	687.20
MW-20	729.69	4/12/2021	ND	42.32	0.00	687.37
MW-20	729.69	4/19/2021	ND	42.31	0.00	687.38
MW-20	729.69	4/29/2021	ND	42.19	0.00	687.50
MW-20	729.69	5/3/2021	ND	42.12	0.00	687.57
MW-20	729.69	5/10/2021	ND	42.11	0.00	687.58
MW-20	729.69	5/18/2021	ND	42.10	0.00	687.59
MW-20	729.69	5/26/2021	ND	42.13	0.00	687.56
MW-20	729.69	5/31/2021	ND	42.16	0.00	687.53
MW-20	729.69	6/7/2021	ND	42.22	0.00	687.47
MW-20	729.69	6/14/2021	ND	42.22	0.00	687.47
MW-20	729.69	6/21/2021	ND	42.30	0.00	687.39
MW-20	729.69	7/1/2021	ND	42.43	0.00	687.26
MW-20	729.69	7/6/2021	ND	42.50	0.00	687.19
MW-20	729.69	7/14/2021	ND	42.56	0.00	687.13

Table 3
Summary of Monitoring Well Gauging Data
Colonial Pipeline Company
2020-L1-SR2448
Huntersville, North Carolina

Well ID	Top Of Casing Elevation[1]	Date	Depth to Free Product (ft btoc)	Depth to Groundwater (ft btoc)	Free Product Thickness (ft)	Groundwater Elevation[2] (ft btoc)
MW-21	724.97	9/14/2020	ND	24.99	0.00	699.98
MW-21	724.97	9/18/2020	ND	30.79	0.00	694.18
MW-21	724.97	9/28/2020	ND	30.73	0.00	694.24
MW-21	724.97	10/3/2020	ND	30.81	0.00	694.16
MW-21	724.97	10/19/2020	ND	30.76	0.00	694.21
MW-21	724.97	10/26/2020	ND	30.74	0.00	694.23
MW-21	724.97	11/9/2020	ND	30.78	0.00	694.19
MW-21	724.97	11/18/2020	ND	30.81	0.00	694.16
MW-21	724.97	11/23/2020	ND	30.76	0.00	694.21
MW-21	724.97	12/7/2020	ND	30.71	0.00	694.26
MW-21	724.97	12/21/2020	ND	30.80	0.00	694.17
MW-21	724.97	12/26/2020	ND	30.87	0.00	694.10
MW-21	724.97	1/10/2021	ND	30.92	0.00	694.05
MW-21	724.97	1/19/2021	ND	30.90	0.00	694.07
MW-21	724.97	1/25/2021	ND	30.73	0.00	694.24
MW-21	724.97	2/1/2021	ND	30.78	0.00	694.19
MW-21	724.97	2/8/2021	ND	30.93	0.00	694.04
MW-21	724.97	2/16/2021	ND	30.84	0.00	694.13
MW-21	724.97	2/22/2021	ND	30.82	0.00	694.15
MW-21	724.97	3/4/2021	ND	30.80	0.00	694.17
MW-21	724.97	3/8/2021	ND	30.91	0.00	694.06
MW-21	724.97	3/15/2021	ND	30.81	0.00	694.16
MW-21	724.97	3/22/2021	ND	30.78	0.00	694.19
MW-21	724.97	4/1/2021	ND	30.71	0.00	694.26
MW-21	724.97	4/12/2021	ND	30.56	0.00	694.41
MW-21	724.97	4/19/2021	ND	30.48	0.00	694.49
MW-21	724.97	4/29/2021	ND	30.41	0.00	694.56
MW-21	724.97	5/3/2021	ND	30.38	0.00	694.59
MW-21	724.97	5/10/2021	ND	30.39	0.00	694.58
MW-21	724.97	5/18/2021	ND	30.46	0.00	694.51
MW-21	724.97	5/26/2021	ND	30.42	0.00	694.55
MW-21	724.97	5/31/2021	ND	30.52	0.00	694.45
MW-21	724.97	6/7/2021	ND	30.45	0.00	694.52
MW-21	724.97	6/14/2021	ND	31.50	0.00	693.47
MW-21	724.97	6/21/2021	ND	30.51	0.00	694.46
MW-21	724.97	7/1/2021	ND	30.60	0.00	694.37
MW-21	724.97	7/6/2021	ND	30.66	0.00	694.31
MW-21	724.97	7/14/2021	ND	30.77	0.00	694.20

Table 3
Summary of Monitoring Well Gauging Data
Colonial Pipeline Company
2020-L1-SR2448
Huntersville, North Carolina

Well ID	Top Of Casing Elevation[1]	Date	Depth to Free Product (ft btoc)	Depth to Groundwater (ft btoc)	Free Product Thickness (ft)	Groundwater Elevation[2] (ft btoc)
MW-22	721.89	1/10/2020	ARP	ARP	ARP	ARP
MW-22	721.89	9/14/2020	ND	34.88	0.00	687.01
MW-22	721.89	9/18/2020	ND	34.82	0.00	687.07
MW-22	721.89	9/28/2020	ND	34.77	0.00	687.12
MW-22	721.89	10/3/2020	ND	34.88	0.00	687.01
MW-22	721.89	10/19/2020	ND	35.02	0.00	686.87
MW-22	721.89	10/26/2020	ND	35.12	0.00	686.77
MW-22	721.89	11/9/2020	ND	34.80	0.00	687.09
MW-22	721.89	11/18/2020	ND	34.98	0.00	686.91
MW-22	721.89	11/23/2020	ND	34.90	0.00	686.99
MW-22	721.89	12/7/2020	34.71	36.79	2.08	686.63
MW-22	721.89	12/21/2020	ARP	ARP	ARP	ARP
MW-22	721.89	12/26/2020	35.85	37.54	1.69	685.59
MW-22	721.89	1/19/2021	ARP	ARP	ARP	ARP
MW-22	721.89	1/25/2021	ARP	ARP	ARP	ARP
MW-22	721.89	2/1/2021	Dry	Dry	Dry	Dry
MW-22	721.89	2/8/2021	ARP	ARP	ARP	ARP
MW-22	721.89	2/16/2021	ARP	ARP	ARP	ARP
MW-22	721.89	2/22/2021	ARP	ARP	ARP	ARP
MW-22	721.89	3/4/2021	37.06	37.59	0.53	684.69
MW-22	721.89	3/8/2021	ARP	ARP	ARP	ARP
MW-22	721.89	3/15/2021	ARP	ARP	ARP	ARP
MW-22	721.89	3/22/2021	ARP	ARP	ARP	ARP
MW-22	721.89	4/1/2021	37.22	37.25	0.03	684.66
MW-22	721.89	4/12/2021	ARP	ARP	ARP	ARP
MW-22	721.89	4/19/2021	ARP	ARP	ARP	ARP
MW-22	721.89	4/29/2021	37.22	37.48	0.26	684.60
MW-22	721.89	5/3/2021	ARP	ARP	ARP	ARP
MW-22	721.89	5/10/2021	ARP	ARP	ARP	ARP
MW-22	721.89	5/18/2021	ARP	ARP	ARP	ARP
MW-22	721.89	5/26/2021	Dry	Dry	Dry	Dry
MW-22	721.89	5/31/2021	ARP	ARP	ARP	ARP
MW-22	721.89	6/7/2021	ARP	ARP	ARP	ARP
MW-22	721.89	6/14/2021	ARP	ARP	ARP	ARP
MW-22	721.89	6/21/2021	ARP	ARP	ARP	ARP
MW-22	721.89	7/1/2021	Dry	Dry	Dry	Dry
MW-22	721.89	7/6/2021	ARP	ARP	ARP	ARP
MW-22	721.89	7/14/2021	Dry	Dry	Dry	Dry

Table 3
Summary of Monitoring Well Gauging Data
Colonial Pipeline Company
2020-L1-SR2448
Huntersville, North Carolina

Well ID	Top Of Casing Elevation[1]	Date	Depth to Free Product (ft btoc)	Depth to Groundwater (ft btoc)	Free Product Thickness (ft)	Groundwater Elevation[2] (ft btoc)
MW-23	724.32	9/14/2020	ND	30.06	0.00	694.26
MW-23	724.32	9/18/2020	ND	30.38	0.00	693.94
MW-23	724.32	9/28/2020	ND	29.82	0.00	694.50
MW-23	723.81	10/3/2020	ND	29.86	0.00	693.95
MW-23	723.81	10/19/2020	ND	29.81	0.00	694.00
MW-23	723.81	10/26/2020	ND	29.78	0.00	694.03
MW-23	723.81	11/9/2020	ND	29.79	0.00	694.02
MW-23	723.81	11/18/2020	ND	29.82	0.00	693.99
MW-23	723.81	11/23/2020	ND	30.79	0.00	693.02
MW-23	723.81	12/7/2020	ND	29.73	0.00	694.08
MW-23	723.81	12/21/2020	ND	29.79	0.00	694.02
MW-23	723.81	12/26/2020	ND	28.10	0.00	695.71
MW-23	723.81	1/10/2021	ND	29.88	0.00	693.93
MW-23	723.81	1/19/2021	ND	29.57	0.00	694.24
MW-23	723.81	1/25/2021	ND	29.74	0.00	694.07
MW-23	723.81	2/1/2021	ND	29.76	0.00	694.05
MW-23	723.81	2/8/2021	ND	29.89	0.00	693.92
MW-23	723.81	2/16/2021	ND	29.80	0.00	694.01
MW-23	723.81	2/22/2021	ND	29.75	0.00	694.06
MW-23	723.74	3/4/2021	ND	29.74	0.00	694.00
MW-23	723.74	3/8/2021	ND	29.83	0.00	693.91
MW-23	723.74	3/15/2021	ND	29.74	0.00	694.00
MW-23	723.74	3/22/2021	ND	29.71	0.00	694.03
MW-23	723.74	4/1/2021	ND	29.65	0.00	694.09
MW-23	723.74	4/12/2021	ND	29.51	0.00	694.23
MW-23	723.74	4/19/2021	ND	29.30	0.00	694.44
MW-23	723.74	4/29/2021	ND	29.36	0.00	694.38
MW-23	723.74	5/3/2021	ND	29.34	0.00	694.40
MW-23	723.74	5/10/2021	ND	29.34	0.00	694.40
MW-23	723.74	5/18/2021	ND	29.41	0.00	694.33
MW-23	723.74	5/26/2021	ND	29.36	0.00	694.38
MW-23	723.74	5/31/2021	ND	29.45	0.00	694.29
MW-23	723.74	6/7/2021	ND	29.44	0.00	694.30
MW-23	723.74	6/14/2021	ND	29.40	0.00	694.34
MW-23	723.74	6/21/2021	ND	29.43	0.00	694.31
MW-23	723.74	7/1/2021	ND	29.56	0.00	694.18
MW-23	723.74	7/6/2021	ND	29.59	0.00	694.15
MW-23	723.74	7/14/2021	ND	29.67	0.00	694.07

Table 3
Summary of Monitoring Well Gauging Data
Colonial Pipeline Company
2020-L1-SR2448
Huntersville, North Carolina

Well ID	Top Of Casing Elevation[1]	Date	Depth to Free Product (ft btoc)	Depth to Groundwater (ft btoc)	Free Product Thickness (ft)	Groundwater Elevation[2] (ft btoc)
MW-24	737.63	9/14/2020	44.36	46.69	2.33	692.65
MW-24	737.63	9/18/2020	43.71	48.36	4.65	692.67
MW-24	737.63	9/28/2020	41.54	54.21	12.67	692.70
MW-24	737.63	10/3/2020	41.54	55.61	14.07	692.32
MW-24	737.63	10/19/2020	41.72	55.25	13.53	692.29
MW-24	737.63	10/26/2020	41.26	55.45	14.19	692.57
MW-24	737.63	11/9/2020	42.63	52.83	10.20	692.27
MW-24	737.63	11/18/2020	ARP	ARP	ARP	ARP
MW-24	737.63	11/23/2020	ARP	ARP	ARP	ARP
MW-24	737.63	12/7/2020	ARP	ARP	ARP	ARP
MW-24	737.63	12/21/2020	ARP	ARP	ARP	ARP
MW-24	737.63	12/26/2020	43.01	56.43	13.42	691.03
MW-24	737.63	1/10/2021	ARP	ARP	ARP	ARP
MW-24	737.63	1/19/2021	ARP	ARP	ARP	ARP
MW-24	737.63	1/25/2021	ARP	ARP	ARP	ARP
MW-24	737.63	2/1/2021	43.68	56.60	12.92	690.49
MW-24	737.63	2/8/2021	ARP	ARP	ARP	ARP
MW-24	737.63	2/16/2021	ARP	ARP	ARP	ARP
MW-24	737.63	2/22/2021	ARP	ARP	ARP	ARP
MW-24	737.63	3/4/2021	44.03	55.90	11.87	690.42
MW-24	737.63	3/8/2021	ARP	ARP	ARP	ARP
MW-24	737.63	3/15/2021	ARP	ARP	ARP	ARP
MW-24	737.63	3/22/2021	ARP	ARP	ARP	ARP
MW-24	737.63	4/1/2021	44.91	54.37	9.46	690.19
MW-24	737.63	4/12/2021	ARP	ARP	ARP	ARP
MW-24	737.63	4/19/2021	ARP	ARP	ARP	ARP
MW-24	737.63	4/29/2021	44.92	54.26	9.34	690.21
MW-24	737.63	5/3/2021	ARP	ARP	ARP	ARP
MW-24	737.63	5/10/2021	ARP	ARP	ARP	ARP
MW-24	737.63	5/18/2021	ARP	ARP	ARP	ARP
MW-24	737.63	5/26/2021	45.19	53.94	8.75	690.10
MW-24	737.63	5/31/2021	ARP	ARP	ARP	ARP
MW-24	737.63	6/7/2021	ARP	ARP	ARP	ARP
MW-24	737.63	6/14/2021	ARP	ARP	ARP	ARP
MW-24	737.63	6/21/2021	ARP	ARP	ARP	ARP
MW-24	737.63	7/1/2021	45.11	55.71	10.60	689.68
MW-24	737.63	7/6/2021	ARP	ARP	ARP	ARP
MW-24	737.63	7/14/2021	45.85	53.75	7.90	689.67

Table 3
Summary of Monitoring Well Gauging Data
Colonial Pipeline Company
2020-L1-SR2448
Huntersville, North Carolina

Well ID	Top Of Casing Elevation[1]	Date	Depth to Free Product (ft btoc)	Depth to Groundwater (ft btoc)	Free Product Thickness (ft)	Groundwater Elevation[2] (ft btoc)
MW-25	734.04	9/14/2020	ND	43.52	0.00	690.52
MW-25	734.04	9/18/2020	ND	43.48	0.00	690.56
MW-25	734.04	9/28/2020	ND	43.40	0.00	690.64
MW-25	734.04	10/3/2020	ND	43.49	0.00	690.55
MW-25	734.04	10/19/2020	ND	43.54	0.00	690.50
MW-25	734.04	10/21/2020	ND	45.54	0.00	688.50
MW-25	734.04	10/26/2020	ND	43.57	0.00	690.47
MW-25	734.04	11/9/2020	ND	43.61	0.00	690.43
MW-25	734.04	11/18/2020	ND	43.69	0.00	690.35
MW-25	734.04	11/23/2020	ND	44.71	0.00	689.33
MW-25	734.04	12/7/2020	ND	43.66	0.00	690.38
MW-25	734.04	12/21/2020	ND	43.85	0.00	690.19
MW-25	734.04	12/26/2020	ND	43.92	0.00	690.12
MW-25	734.04	1/10/2021	ND	44.16	0.00	689.88
MW-25	734.04	1/19/2021	ND	44.25	0.00	689.79
MW-25	734.04	1/25/2021	ND	44.29	0.00	689.75
MW-25	734.04	2/1/2021	ND	44.39	0.00	689.65
MW-25	734.04	2/8/2021	ND	44.66	0.00	689.38
MW-25	734.04	2/16/2021	ND	44.49	0.00	689.55
MW-25	734.04	2/22/2021	ND	44.39	0.00	689.65
MW-25	734.04	3/4/2021	ND	44.42	0.00	689.62
MW-25	734.04	3/8/2021	ND	44.57	0.00	689.47
MW-25	734.04	3/15/2021	ND	44.54	0.00	689.50
MW-25	734.04	3/22/2021	ND	44.53	0.00	689.51
MW-25	734.04	4/1/2021	ND	44.51	0.00	689.53
MW-25	734.04	4/12/2021	ND	44.43	0.00	689.61
MW-25	734.04	4/19/2021	ND	44.41	0.00	689.63
MW-25	734.04	4/29/2021	ND	44.40	0.00	689.64
MW-25	734.04	5/3/2021	ND	44.37	0.00	689.67
MW-25	734.04	5/10/2021	ND	44.45	0.00	689.59
MW-25	734.04	5/18/2021	ND	44.56	0.00	689.48
MW-25	734.04	5/26/2021	ND	44.54	0.00	689.50
MW-25	734.04	5/31/2021	ND	44.66	0.00	689.38
MW-25	734.04	6/7/2021	ND	44.73	0.00	689.31
MW-25	734.04	6/14/2021	ND	44.77	0.00	689.27
MW-25	734.04	6/21/2021	ND	44.83	0.00	689.21
MW-25	734.04	7/1/2021	ND	44.80	0.00	689.24
MW-25	734.04	7/6/2021	ND	44.97	0.00	689.07
MW-25	734.04	7/14/2021	ND	44.92	0.00	689.12

Table 3
Summary of Monitoring Well Gauging Data
Colonial Pipeline Company
2020-L1-SR2448
Huntersville, North Carolina

Well ID	Top Of Casing Elevation[1]	Date	Depth to Free Product (ft btoc)	Depth to Groundwater (ft btoc)	Free Product Thickness (ft)	Groundwater Elevation[2] (ft btoc)
MW-26	717.71	9/14/2020	31.19	33.25	2.06	685.97
MW-26	717.71	9/18/2020	30.70	34.61	3.91	685.96
MW-26	717.71	9/28/2020	29.56	37.80	8.24	685.95
MW-26	717.71	10/3/2020	29.40	38.75	9.35	685.81
MW-26	717.71	10/19/2020	28.91	39.92	11.01	685.85
MW-26	717.71	10/21/2020	28.91	39.92	11.01	685.85
MW-26	717.71	10/26/2020	28.84	39.89	11.05	685.91
MW-26	717.71	11/9/2020	28.85	40.03	11.18	685.87
MW-26	717.71	11/18/2020	ARP	ARP	ARP	ARP
MW-26	717.71	11/23/2020	42.57	54.00	11.43	672.08
MW-26	717.71	12/7/2020	ARP	ARP	ARP	ARP
MW-26	717.71	12/21/2020	ARP	ARP	ARP	ARP
MW-26	717.71	12/26/2020	ARP	ARP	ARP	ARP
MW-26	717.71	1/10/2021	Dry	Dry	Dry	Dry
MW-26	717.71	1/19/2021	Dry	Dry	Dry	Dry
MW-26	717.71	1/25/2021	Dry	Dry	Dry	Dry
MW-26	717.71	2/1/2021	Dry	Dry	Dry	Dry
MW-26	717.71	2/8/2021	Dry	Dry	Dry	Dry
MW-26	717.71	2/16/2021	NM	NM	NM	NM
MW-26	717.71	2/22/2021	NM	NM	NM	NM
MW-26	717.71	3/4/2021	NM	NM	NM	NM
MW-26	717.71	3/8/2021	NM	NM	NM	NM
MW-26	717.71	3/15/2021	NM	NM	NM	NM
MW-26	717.71	3/22/2021	NM	NM	NM	NM
MW-26	717.71	4/1/2021	NM	NM	NM	NM
MW-26	717.71	4/12/2021	NM	NM	NM	NM
MW-26	717.71	4/19/2021	NM	NM	NM	NM
MW-26	717.71	4/29/2021	NM	NM	NM	NM
MW-26	717.71	5/3/2021	NM	NM	NM	NM
MW-26	717.71	5/10/2021	NM	NM	NM	NM
MW-26	717.71	5/18/2021	NM	NM	NM	NM
MW-26	717.71	5/26/2021	NM	NM	NM	NM
MW-26	717.71	5/31/2021	NM	NM	NM	NM
MW-26	717.71	6/7/2021	NM	NM	NM	NM
MW-26	717.71	6/14/2021	NM	NM	NM	NM
MW-26	717.71	6/21/2021	NM	NM	NM	NM
MW-26	717.71	7/1/2021	NM	NM	NM	NM
MW-26	717.71	7/6/2021	NM	NM	NM	NM
MW-26	717.71	7/14/2021	NM	NM	NM	NM

Table 3
Summary of Monitoring Well Gauging Data
Colonial Pipeline Company
2020-L1-SR2448
Huntersville, North Carolina

Well ID	Top Of Casing Elevation[1]	Date	Depth to Free Product (ft btoc)	Depth to Groundwater (ft btoc)	Free Product Thickness (ft)	Groundwater Elevation[2] (ft btoc)
MW-27	716.19	9/14/2020	ND	33.27	0.00	682.92
MW-27	716.19	9/18/2020	ND	33.24	0.00	682.95
MW-27	716.19	9/28/2020	ND	33.18	0.00	683.01
MW-27	716.19	10/3/2020	ND	33.23	0.00	682.96
MW-27	716.19	10/19/2020	ND	33.24	0.00	682.95
MW-27	716.19	10/26/2020	ND	33.23	0.00	682.96
MW-27	716.19	11/9/2020	ND	33.21	0.00	682.98
MW-27	716.19	11/18/2020	ND	33.25	0.00	682.94
MW-27	716.19	11/23/2020	ND	33.19	0.00	683.00
MW-27	716.19	12/7/2020	ND	33.02	0.00	683.17
MW-27	716.19	12/21/2020	ND	33.15	0.00	683.04
MW-27	716.19	12/26/2020	ND	33.14	0.00	683.05
MW-27	716.19	1/10/2021	ND	33.25	0.00	682.94
MW-27	716.19	1/19/2021	ND	33.80	0.00	682.39
MW-27	716.19	1/25/2021	ND	34.01	0.00	682.18
MW-27	716.19	2/1/2021	ND	34.08	0.00	682.11
MW-27	716.19	2/8/2021	ND	34.29	0.00	681.90
MW-27	716.19	2/16/2021	ND	33.92	0.00	682.27
MW-27	716.19	2/22/2021	ND	33.62	0.00	682.57
MW-27	716.19	3/4/2021	ND	33.92	0.00	682.27
MW-27	716.19	3/8/2021	ND	33.53	0.00	682.66
MW-27	716.19	3/15/2021	ND	33.50	0.00	682.69
MW-27	716.19	3/22/2021	ND	33.49	0.00	682.70
MW-27	716.19	4/1/2021	ND	33.24	0.00	682.95
MW-27	716.19	4/12/2021	ND	33.29	0.00	682.90
MW-27	716.19	4/19/2021	ND	33.45	0.00	682.74
MW-27	716.19	4/29/2021	ND	33.43	0.00	682.76
MW-27	716.19	5/3/2021	ND	33.39	0.00	682.80
MW-27	716.19	5/10/2021	ND	32.52	0.00	683.67
MW-27	716.19	5/18/2021	ND	33.50	0.00	682.69
MW-27	716.19	5/26/2021	ND	33.58	0.00	682.61
MW-27	716.19	5/31/2021	ND	33.79	0.00	682.40
MW-27	716.19	6/7/2021	ND	34.00	0.00	682.19
MW-27	716.19	6/14/2021	ND	34.08	0.00	682.11
MW-27	716.19	6/21/2021	ND	34.19	0.00	682.00
MW-27	716.19	7/1/2021	ND	34.35	0.00	681.84
MW-27	716.19	7/6/2021	ND	34.54	0.00	681.65
MW-27	716.19	7/14/2021	ND	34.56	0.00	681.63

Table 3
Summary of Monitoring Well Gauging Data
Colonial Pipeline Company
2020-L1-SR2448
Huntersville, North Carolina

Well ID	Top Of Casing Elevation[1]	Date	Depth to Free Product (ft btoc)	Depth to Groundwater (ft btoc)	Free Product Thickness (ft)	Groundwater Elevation[2] (ft btoc)
MW-28	720.45	9/14/2020	ND	29.37	0.00	691.08
MW-28	720.45	9/18/2020	ND	29.34	0.00	691.11
MW-28	720.45	9/28/2020	ND	29.32	0.00	691.13
MW-28	720.45	10/3/2020	ND	29.36	0.00	691.09
MW-28	720.45	10/19/2020	ND	29.33	0.00	691.12
MW-28	720.45	10/26/2020	ND	29.29	0.00	691.16
MW-28	720.45	11/9/2020	ND	29.25	0.00	691.20
MW-28	720.45	11/18/2020	ND	29.22	0.00	691.23
MW-28	720.45	11/23/2020	ND	29.19	0.00	691.26
MW-28	720.45	12/7/2020	ND	29.09	0.00	691.36
MW-28	720.45	12/21/2020	ND	29.03	0.00	691.42
MW-28	720.45	12/26/2020	ND	29.09	0.00	691.36
MW-28	720.45	1/10/2021	ND	29.02	0.00	691.43
MW-28	720.45	1/19/2021	ND	28.90	0.00	691.55
MW-28	720.45	1/25/2021	ND	28.84	0.00	691.61
MW-28	720.45	2/1/2021	ND	28.85	0.00	691.60
MW-28	720.45	2/8/2021	ND	28.91	0.00	691.54
MW-28	720.45	2/16/2021	ND	28.82	0.00	691.63
MW-28	720.45	2/22/2021	ND	28.76	0.00	691.69
MW-28	720.45	3/4/2021	ND	28.66	0.00	691.79
MW-28	720.45	3/8/2021	ND	28.70	0.00	691.75
MW-28	720.45	3/15/2021	ND	28.59	0.00	691.86
MW-28	720.45	3/22/2021	ND	28.51	0.00	691.94
MW-28	720.45	4/1/2021	ND	28.36	0.00	692.09
MW-28	720.45	4/12/2021	ND	28.18	0.00	692.27
MW-28	720.45	4/19/2021	ND	28.08	0.00	692.37
MW-28	720.45	4/29/2021	ND	27.97	0.00	692.48
MW-28	720.45	5/3/2021	ND	27.89	0.00	692.56
MW-28	720.45	5/10/2021	ND	27.87	0.00	692.58
MW-28	720.45	5/18/2021	ND	27.28	0.00	693.17
MW-28	720.45	5/26/2021	ND	27.87	0.00	692.58
MW-28	720.45	5/31/2021	ND	27.97	0.00	692.48
MW-28	720.45	6/7/2021	ND	27.97	0.00	692.48
MW-28	720.45	6/14/2021	ND	27.97	0.00	692.48
MW-28	720.45	6/21/2021	ND	26.07	0.00	694.38
MW-28	720.45	7/1/2021	ND	28.20	0.00	692.25
MW-28	720.45	7/6/2021	ND	28.29	0.00	692.16
MW-28	720.45	7/14/2021	ND	28.46	0.00	691.99

Table 3
Summary of Monitoring Well Gauging Data
Colonial Pipeline Company
2020-L1-SR2448
Huntersville, North Carolina

Well ID	Top Of Casing Elevation[1]	Date	Depth to Free Product (ft btoc)	Depth to Groundwater (ft btoc)	Free Product Thickness (ft)	Groundwater Elevation[2] (ft btoc)
MW-29	718.73	9/14/2020	ND	29.71	0.00	689.02
MW-29	718.73	9/18/2020	ND	29.79	0.00	688.94
MW-29	718.73	9/28/2020	ND	29.86	0.00	688.87
MW-29	718.73	10/3/2020	ND	30.00	0.00	688.73
MW-29	718.73	10/19/2020	ND	30.10	0.00	688.63
MW-29	718.73	10/26/2020	ND	30.11	0.00	688.62
MW-29	718.73	11/9/2020	ND	30.07	0.00	688.66
MW-29	718.73	11/18/2020	ND	30.12	0.00	688.61
MW-29	718.73	11/23/2020	ND	30.05	0.00	688.68
MW-29	718.73	12/7/2020	ND	29.85	0.00	688.88
MW-29	718.73	12/21/2020	ND	29.91	0.00	688.82
MW-29	718.73	12/26/2020	ND	29.94	0.00	688.79
MW-29	718.73	1/10/2021	ND	29.87	0.00	688.86
MW-29	718.73	1/19/2021	ND	29.92	0.00	688.81
MW-29	718.73	1/25/2021	ND	29.84	0.00	688.89
MW-29	718.73	2/1/2021	ND	29.81	0.00	688.92
MW-29	718.73	2/8/2021	ND	30.09	0.00	688.64
MW-29	718.73	2/16/2021	ND	29.82	0.00	688.91
MW-29	718.73	2/22/2021	ND	29.68	0.00	689.05
MW-29	718.73	3/4/2021	ND	29.42	0.00	689.31
MW-29	718.73	3/8/2021	ND	29.59	0.00	689.14
MW-29	718.73	3/15/2021	ND	29.49	0.00	689.24
MW-29	718.73	3/22/2021	ND	29.39	0.00	689.34
MW-29	718.73	4/1/2021	ND	29.22	0.00	689.51
MW-29	718.73	4/12/2021	ND	28.98	0.00	689.75
MW-29	718.73	4/19/2021	ND	28.97	0.00	689.76
MW-29	718.73	4/29/2021	ND	28.96	0.00	689.77
MW-29	718.73	5/3/2021	ND	28.94	0.00	689.79
MW-29	718.73	5/10/2021	ND	29.09	0.00	689.64
MW-29	718.73	5/18/2021	ND	29.12	0.00	689.61
MW-29	718.73	5/26/2021	ND	29.14	0.00	689.59
MW-29	718.73	5/31/2021	ND	29.34	0.00	689.39
MW-29	718.73	6/7/2021	ND	29.42	0.00	689.31
MW-29	718.73	6/14/2021	ND	29.51	0.00	689.22
MW-29	718.73	6/21/2021	ND	29.68	0.00	689.05
MW-29	718.73	7/1/2021	ND	29.83	0.00	688.90
MW-29	718.73	7/6/2021	ND	30.11	0.00	688.62
MW-29	718.73	7/14/2021	ND	30.24	0.00	688.49

Table 3
Summary of Monitoring Well Gauging Data
Colonial Pipeline Company
2020-L1-SR2448
Huntersville, North Carolina

Well ID	Top Of Casing Elevation[1]	Date	Depth to Free Product (ft btoc)	Depth to Groundwater (ft btoc)	Free Product Thickness (ft)	Groundwater Elevation[2] (ft btoc)
MW-30	715.08	9/14/2020	ND	30.59	0.00	684.49
MW-30	715.08	9/18/2020	ND	30.59	0.00	684.49
MW-30	715.08	9/28/2020	ND	30.50	0.00	684.58
MW-30	715.08	10/3/2020	ND	30.54	0.00	684.54
MW-30	715.08	10/19/2020	ND	30.32	0.00	684.76
MW-30	715.08	10/26/2020	ND	30.21	0.00	684.87
MW-30	715.08	11/9/2020	ND	30.02	0.00	685.06
MW-30	715.08	11/18/2020	ND	29.94	0.00	685.14
MW-30	715.08	11/23/2020	ND	29.89	0.00	685.19
MW-30	715.08	12/7/2020	ND	29.57	0.00	685.51
MW-30	715.08	12/21/2020	ND	29.43	0.00	685.65
MW-30	715.08	12/26/2020	ND	29.42	0.00	685.66
MW-30	715.08	1/10/2021	ND	29.13	0.00	685.95
MW-30	715.08	1/19/2021	ND	29.00	0.00	686.08
MW-30	715.08	1/25/2021	ND	28.83	0.00	686.25
MW-30	715.08	2/1/2021	ND	28.73	0.00	686.35
MW-30	715.08	2/8/2021	ND	28.82	0.00	686.26
MW-30	715.08	2/16/2021	ND	28.54	0.00	686.54
MW-30	715.08	2/22/2021	ND	28.30	0.00	686.78
MW-30	715.08	3/4/2021	ND	28.05	0.00	687.03
MW-30	715.08	3/8/2021	ND	28.18	0.00	686.90
MW-30	715.08	3/15/2021	ND	28.03	0.00	687.05
MW-30	715.08	3/22/2021	ND	27.86	0.00	687.22
MW-30	715.08	4/1/2021	ND	27.62	0.00	687.46
MW-30	715.08	4/12/2021	ND	27.25	0.00	687.83
MW-30	715.08	4/19/2021	ND	27.25	0.00	687.83
MW-30	715.08	4/29/2021	ND	27.22	0.00	687.86
MW-30	715.08	5/3/2021	ND	27.23	0.00	687.85
MW-30	715.08	5/10/2021	ND	27.31	0.00	687.77
MW-30	715.08	5/18/2021	ND	27.53	0.00	687.55
MW-30	715.08	5/26/2021	ND	27.68	0.00	687.40
MW-30	715.08	5/31/2021	ND	27.94	0.00	687.14
MW-30	715.08	6/7/2021	ND	28.04	0.00	687.04
MW-30	715.08	6/14/2021	ND	28.16	0.00	686.92
MW-30	715.08	6/21/2021	ND	28.35	0.00	686.73
MW-30	715.08	7/1/2021	ND	28.57	0.00	686.51
MW-30	715.08	7/6/2021	ND	28.78	0.00	686.30
MW-30	715.08	7/14/2021	ND	28.94	0.00	686.14

Table 3
Summary of Monitoring Well Gauging Data
Colonial Pipeline Company
2020-L1-SR2448
Huntersville, North Carolina

Well ID	Top Of Casing Elevation[1]	Date	Depth to Free Product (ft btoc)	Depth to Groundwater (ft btoc)	Free Product Thickness (ft)	Groundwater Elevation[2] (ft btoc)
MW-31	721.45	9/14/2020	ND	26.39	0.00	695.06
MW-31	721.45	9/18/2020	ND	27.69	0.00	693.76
MW-31	721.45	9/28/2020	ND	27.64	0.00	693.81
MW-31	721.45	10/3/2020	ND	27.69	0.00	693.76
MW-31	721.45	10/19/2020	ND	27.62	0.00	693.83
MW-31	721.45	10/21/2020	ND	29.62	0.00	691.83
MW-31	721.45	10/26/2020	ND	27.61	0.00	693.84
MW-31	721.45	11/9/2020	ND	27.61	0.00	693.84
MW-31	721.45	11/18/2020	ND	27.61	0.00	693.84
MW-31	721.45	11/23/2020	ND	27.56	0.00	693.89
MW-31	721.45	12/7/2020	ND	27.49	0.00	693.96
MW-31	721.45	12/21/2020	ND	27.53	0.00	693.92
MW-31	721.45	12/26/2020	ND	27.61	0.00	693.84
MW-31	721.45	1/10/2021	ND	27.58	0.00	693.87
MW-31	721.45	1/19/2021	ND	27.54	0.00	693.91
MW-31	721.45	1/25/2021	ND	27.40	0.00	694.05
MW-31	721.45	2/1/2021	ND	27.43	0.00	694.02
MW-31	721.45	2/8/2021	ND	27.52	0.00	693.93
MW-31	721.45	2/16/2021	ND	27.44	0.00	694.01
MW-31	721.45	2/22/2021	ND	27.34	0.00	694.11
MW-31	721.45	3/4/2021	ND	27.28	0.00	694.17
MW-31	721.45	3/8/2021	ND	27.34	0.00	694.11
MW-31	721.45	3/15/2021	ND	27.28	0.00	694.17
MW-31	721.45	3/22/2021	ND	27.24	0.00	694.21
MW-31	721.45	4/1/2021	ND	27.11	0.00	694.34
MW-31	721.45	4/12/2021	ND	26.97	0.00	694.48
MW-31	721.45	4/19/2021	ND	27.91	0.00	693.54
MW-31	721.45	4/29/2021	ND	26.85	0.00	694.60
MW-31	721.45	5/3/2021	ND	26.84	0.00	694.61
MW-31	721.45	5/10/2021	ND	26.83	0.00	694.62
MW-31	721.45	5/18/2021	ND	26.88	0.00	694.57
MW-31	721.45	5/26/2021	ND	26.85	0.00	694.60
MW-31	721.45	5/31/2021	ND	26.94	0.00	694.51
MW-31	721.45	6/7/2021	ND	26.90	0.00	694.55
MW-31	721.45	6/14/2021	ND	26.92	0.00	694.53
MW-31	721.45	6/21/2021	ND	26.95	0.00	694.50
MW-31	721.45	7/1/2021	ND	26.98	0.00	694.47
MW-31	721.45	7/6/2021	ND	27.06	0.00	694.39
MW-31	721.45	7/14/2021	ND	27.16	0.00	694.29

Table 3
Summary of Monitoring Well Gauging Data
Colonial Pipeline Company
2020-L1-SR2448
Huntersville, North Carolina

Well ID	Top Of Casing Elevation[1]	Date	Depth to Free Product (ft btoc)	Depth to Groundwater (ft btoc)	Free Product Thickness (ft)	Groundwater Elevation[2] (ft btoc)
MW-32	691.78	9/14/2020	ND	16.19	0.00	675.59
MW-32	691.78	9/18/2020	ND	16.06	0.00	675.72
MW-32	691.78	9/28/2020	ND	15.63	0.00	676.15
MW-32	691.78	10/3/2020	ND	15.73	0.00	676.05
MW-32	691.78	10/19/2020	ND	15.09	0.00	676.69
MW-32	691.78	10/26/2020	ND	14.98	0.00	676.80
MW-32	691.78	11/9/2020	ND	14.57	0.00	677.21
MW-32	691.78	11/18/2020	ND	14.38	0.00	677.40
MW-32	691.78	11/23/2020	ND	14.11	0.00	677.67
MW-32	691.78	12/7/2020	ND	13.60	0.00	678.18
MW-32	691.78	12/21/2020	ND	13.31	0.00	678.47
MW-32	691.78	12/26/2020	ND	13.47	0.00	678.31
MW-32	691.78	1/10/2021	ND	13.21	0.00	678.57
MW-32	691.78	1/19/2021	ND	13.16	0.00	678.62
MW-32	691.78	1/25/2021	ND	12.82	0.00	678.96
MW-32	691.78	2/1/2021	ND	12.35	0.00	679.43
MW-32	691.78	2/8/2021	ND	12.72	0.00	679.06
MW-32	691.78	2/16/2021	ND	11.97	0.00	679.81
MW-32	691.78	2/22/2021	ND	11.70	0.00	680.08
MW-32	691.78	3/4/2021	ND	11.47	0.00	680.31
MW-32	691.78	3/8/2021	ND	11.84	0.00	679.94
MW-32	691.78	3/15/2021	ND	11.67	0.00	680.11
MW-32	691.78	3/22/2021	ND	11.22	0.00	680.56
MW-32	691.78	4/1/2021	ND	10.69	0.00	681.09
MW-32	691.78	4/12/2021	ND	10.61	0.00	681.17
MW-32	691.78	4/19/2021	ND	10.83	0.00	680.95
MW-32	691.78	4/29/2021	ND	11.14	0.00	680.64
MW-32	691.78	5/3/2021	ND	11.30	0.00	680.48
MW-32	691.78	5/10/2021	ND	11.65	0.00	680.13
MW-32	691.78	5/18/2021	ND	12.14	0.00	679.64
MW-32	691.78	5/26/2021	ND	12.59	0.00	679.19
MW-32	691.78	5/31/2021	ND	13.08	0.00	678.70
MW-32	691.78	6/7/2021	ND	13.29	0.00	678.49
MW-32	691.78	6/14/2021	ND	13.14	0.00	678.64
MW-32	691.78	6/21/2021	ND	13.45	0.00	678.33
MW-32	691.78	7/1/2021	ND	13.70	0.00	678.08
MW-32	691.78	7/6/2021	ND	14.03	0.00	677.75
MW-32	691.78	7/14/2021	ND	14.30	0.00	677.48

Table 3
Summary of Monitoring Well Gauging Data
Colonial Pipeline Company
2020-L1-SR2448
Huntersville, North Carolina

Well ID	Top Of Casing Elevation[1]	Date	Depth to Free Product (ft btoc)	Depth to Groundwater (ft btoc)	Free Product Thickness (ft)	Groundwater Elevation[2] (ft btoc)
MW-33	686.70	9/14/2020	ND	13.20	0.00	673.50
MW-33	686.70	9/18/2020	ND	13.03	0.00	673.67
MW-33	686.70	9/28/2020	ND	12.63	0.00	674.07
MW-33	686.70	10/3/2020	ND	12.76	0.00	673.94
MW-33	686.70	10/19/2020	ND	12.12	0.00	674.58
MW-33	686.70	10/26/2020	ND	12.03	0.00	674.67
MW-33	686.70	11/9/2020	ND	11.58	0.00	675.12
MW-33	686.70	11/18/2020	ND	11.30	0.00	675.40
MW-33	686.70	11/23/2020	ND	11.13	0.00	675.57
MW-33	686.70	12/7/2020	ND	10.53	0.00	676.17
MW-33	686.70	12/21/2020	ND	10.18	0.00	676.52
MW-33	686.70	12/26/2020	ND	10.23	0.00	676.47
MW-33	686.70	1/10/2021	ND	9.99	0.00	676.71
MW-33	686.70	1/19/2021	ND	10.02	0.00	676.68
MW-33	686.70	1/25/2021	ND	9.77	0.00	676.93
MW-33	686.70	2/1/2021	ND	9.15	0.00	677.55
MW-33	686.70	2/8/2021	ND	9.49	0.00	677.21
MW-33	686.70	2/16/2021	ND	8.61	0.00	678.09
MW-33	686.70	2/22/2021	ND	8.36	0.00	678.34
MW-33	686.70	3/4/2021	ND	8.19	0.00	678.51
MW-33	686.70	3/8/2021	ND	8.65	0.00	678.05
MW-33	686.70	3/15/2021	ND	8.62	0.00	678.08
MW-33	686.70	3/22/2021	ND	8.00	0.00	678.70
MW-33	686.70	4/1/2021	ND	7.40	0.00	679.30
MW-33	686.70	4/12/2021	ND	7.66	0.00	679.04
MW-33	686.70	4/19/2021	ND	8.03	0.00	678.67
MW-33	686.70	4/29/2021	ND	8.42	0.00	678.28
MW-33	686.70	5/3/2021	ND	8.61	0.00	678.09
MW-33	686.70	5/10/2021	ND	8.98	0.00	677.72
MW-33	686.70	5/18/2021	ND	9.45	0.00	677.25
MW-33	686.70	5/26/2021	ND	10.04	0.00	676.66
MW-33	686.70	5/31/2021	ND	10.53	0.00	676.17
MW-33	686.70	6/7/2021	ND	10.66	0.00	676.04
MW-33	686.70	6/14/2021	ND	10.51	0.00	676.19
MW-33	686.70	6/21/2021	ND	10.80	0.00	675.90
MW-33	686.70	7/1/2021	ND	11.15	0.00	675.55
MW-33	686.70	7/6/2021	ND	11.51	0.00	675.19
MW-33	686.70	7/14/2021	ND	11.90	0.00	674.80

Table 3
Summary of Monitoring Well Gauging Data
Colonial Pipeline Company
2020-L1-SR2448
Huntersville, North Carolina

Well ID	Top Of Casing Elevation[1]	Date	Depth to Free Product (ft btoc)	Depth to Groundwater (ft btoc)	Free Product Thickness (ft)	Groundwater Elevation[2] (ft btoc)
MW-34	683.89	9/14/2020	ND	10.89	0.00	673.00
MW-34	683.89	9/18/2020	ND	10.60	0.00	673.29
MW-34	683.89	9/28/2020	ND	10.25	0.00	673.64
MW-34	683.89	10/3/2020	ND	10.47	0.00	673.42
MW-34	683.89	10/19/2020	ND	9.77	0.00	674.12
MW-34	683.89	10/21/2020	ND	11.77	0.00	672.12
MW-34	683.89	10/26/2020	ND	9.70	0.00	674.19
MW-34	683.89	11/9/2020	ND	9.18	0.00	674.71
MW-34	683.89	11/18/2020	ND	8.93	0.00	674.96
MW-34	683.89	11/23/2020	ND	8.75	0.00	675.14
MW-34	683.89	12/7/2020	ND	8.10	0.00	675.79
MW-34	683.89	12/21/2020	ND	7.74	0.00	676.15
MW-34	683.89	12/26/2020	ND	7.80	0.00	676.09
MW-34	683.89	1/10/2021	ND	7.61	0.00	676.28
MW-34	683.89	1/19/2021	ND	7.69	0.00	676.20
MW-34	683.89	1/25/2021	ND	7.44	0.00	676.45
MW-34	683.89	2/1/2021	ND	6.71	0.00	677.18
MW-34	683.89	2/8/2021	ND	7.06	0.00	676.83
MW-34	683.89	2/16/2021	ND	6.17	0.00	677.72
MW-34	683.89	2/22/2021	ND	5.95	0.00	677.94
MW-34	683.89	3/4/2021	ND	5.85	0.00	678.04
MW-34	683.89	3/8/2021	ND	6.32	0.00	677.57
MW-34	683.89	3/15/2021	ND	6.32	0.00	677.57
MW-34	683.89	3/22/2021	ND	5.63	0.00	678.26
MW-34	683.89	4/1/2021	ND	5.04	0.00	678.85
MW-34	683.89	4/12/2021	ND	5.39	0.00	678.50
MW-34	683.89	4/19/2021	ND	5.75	0.00	678.14
MW-34	683.89	4/29/2021	ND	6.20	0.00	677.69
MW-34	683.89	5/3/2021	ND	6.34	0.00	677.55
MW-34	683.89	5/10/2021	ND	6.77	0.00	677.12
MW-34	683.89	5/18/2021	ND	7.24	0.00	676.65
MW-34	683.89	5/26/2021	ND	7.88	0.00	676.01
MW-34	683.89	5/31/2021	ND	8.31	0.00	675.58
MW-34	683.89	6/7/2021	ND	8.46	0.00	675.43
MW-34	683.89	6/14/2021	ND	8.24	0.00	675.65
MW-34	683.89	6/21/2021	ND	8.53	0.00	675.36
MW-34	683.89	7/1/2021	ND	8.96	0.00	674.93
MW-34	683.89	7/6/2021	ND	9.27	0.00	674.62
MW-34	683.89	7/14/2021	ND	9.82	0.00	674.07

Table 3
Summary of Monitoring Well Gauging Data
Colonial Pipeline Company
2020-L1-SR2448
Huntersville, North Carolina

Well ID	Top Of Casing Elevation[1]	Date	Depth to Free Product (ft btoc)	Depth to Groundwater (ft btoc)	Free Product Thickness (ft)	Groundwater Elevation[2] (ft btoc)
MW-35	707.14	9/14/2020	ND	26.78	0.00	680.36
MW-35	707.14	9/18/2020	ND	26.78	0.00	680.36
MW-35	707.14	9/28/2020	ND	26.52	0.00	680.62
MW-35	707.14	10/3/2020	ND	26.48	0.00	680.66
MW-35	707.14	10/19/2020	ND	25.90	0.00	681.24
MW-35	707.14	10/26/2020	ND	25.76	0.00	681.38
MW-35	707.14	11/9/2020	ND	25.48	0.00	681.66
MW-35	707.14	11/18/2020	ND	25.11	0.00	682.03
MW-35	707.14	11/23/2020	ND	25.00	0.00	682.14
MW-35	707.14	12/7/2020	ND	24.62	0.00	682.52
MW-35	707.14	12/21/2020	ND	24.35	0.00	682.79
MW-35	707.14	12/26/2020	ND	24.15	0.00	682.99
MW-35	707.14	1/10/2021	ND	23.81	0.00	683.33
MW-35	707.14	1/19/2021	ND	23.70	0.00	683.44
MW-35	707.14	1/25/2021	ND	23.54	0.00	683.60
MW-35	707.14	2/1/2021	ND	23.32	0.00	683.82
MW-35	707.14	2/8/2021	ND	23.25	0.00	683.89
MW-35	707.14	2/16/2021	ND	22.71	0.00	684.43
MW-35	707.14	2/22/2021	ND	22.16	0.00	684.98
MW-35	707.14	3/4/2021	ND	21.80	0.00	685.34
MW-35	707.14	3/8/2021	ND	21.96	0.00	685.18
MW-35	707.14	3/15/2021	ND	21.98	0.00	685.16
MW-35	707.14	3/22/2021	ND	21.55	0.00	685.59
MW-35	707.14	4/1/2021	ND	20.83	0.00	686.31
MW-35	707.14	4/12/2021	ND	20.75	0.00	686.39
MW-35	707.14	4/19/2021	ND	21.08	0.00	686.06
MW-35	707.14	4/29/2021	ND	21.53	0.00	685.61
MW-35	707.14	5/3/2021	ND	21.68	0.00	685.46
MW-35	707.14	5/10/2021	ND	22.05	0.00	685.09
MW-35	707.14	5/18/2021	ND	22.42	0.00	684.72
MW-35	707.14	5/26/2021	ND	22.79	0.00	684.35
MW-35	707.14	5/31/2021	ND	23.13	0.00	684.01
MW-35	707.14	6/7/2021	ND	23.43	0.00	683.71
MW-35	707.14	6/14/2021	ND	23.64	0.00	683.50
MW-35	707.14	6/21/2021	ND	23.95	0.00	683.19
MW-35	707.14	7/1/2021	ND	24.30	0.00	682.84
MW-35	707.14	7/6/2021	ND	24.51	0.00	682.63
MW-35	707.14	7/14/2021	ND	24.76	0.00	682.38

Table 3
Summary of Monitoring Well Gauging Data
Colonial Pipeline Company
2020-L1-SR2448
Huntersville, North Carolina

Well ID	Top Of Casing Elevation[1]	Date	Depth to Free Product (ft btoc)	Depth to Groundwater (ft btoc)	Free Product Thickness (ft)	Groundwater Elevation[2] (ft btoc)
MW-36	710.54	9/14/2020	ND	28.62	0.00	681.92
MW-36	710.54	9/18/2020	ND	28.61	0.00	681.93
MW-36	710.54	9/28/2020	ND	28.35	0.00	682.19
MW-36	710.54	10/3/2020	ND	28.31	0.00	682.23
MW-36	710.54	10/19/2020	ND	27.73	0.00	682.81
MW-36	710.54	10/26/2020	ND	27.64	0.00	682.90
MW-36	710.54	11/9/2020	ND	27.44	0.00	683.10
MW-36	710.54	11/18/2020	ND	27.05	0.00	683.49
MW-36	710.54	11/23/2020	ND	26.92	0.00	683.62
MW-36	710.54	12/7/2020	ND	26.57	0.00	683.97
MW-36	710.54	12/21/2020	ND	26.29	0.00	684.25
MW-36	710.54	12/26/2020	ND	26.13	0.00	684.41
MW-36	710.54	1/10/2021	ND	25.82	0.00	684.72
MW-36	710.54	1/19/2021	ND	25.68	0.00	684.86
MW-36	710.54	1/25/2021	ND	25.56	0.00	684.98
MW-36	710.54	2/1/2021	ND	25.31	0.00	685.23
MW-36	710.54	2/8/2021	ND	25.21	0.00	685.33
MW-36	710.54	2/16/2021	ND	24.60	0.00	685.94
MW-36	710.54	2/22/2021	ND	23.99	0.00	686.55
MW-36	710.54	3/4/2021	ND	23.70	0.00	686.84
MW-36	710.54	3/8/2021	ND	23.93	0.00	686.61
MW-36	710.54	3/11/2021	ND	23.94	0.00	686.60
MW-36	710.54	3/15/2021	ND	23.99	0.00	686.55
MW-36	710.54	3/22/2021	ND	23.46	0.00	687.08
MW-36	710.54	4/1/2021	ND	22.66	0.00	687.88
MW-36	710.54	4/12/2021	ND	22.85	0.00	687.69
MW-36	710.54	4/19/2021	ND	23.27	0.00	687.27
MW-36	710.54	4/29/2021	ND	23.87	0.00	686.67
MW-36	710.54	5/3/2021	ND	24.04	0.00	686.50
MW-36	710.54	5/10/2021	ND	24.45	0.00	686.09
MW-36	710.54	5/18/2021	ND	24.81	0.00	685.73
MW-36	710.54	5/26/2021	ND	25.09	0.00	685.45
MW-36	710.54	5/31/2021	ND	25.45	0.00	685.09
MW-36	710.54	6/7/2021	ND	25.75	0.00	684.79
MW-36	710.54	6/14/2021	ND	25.97	0.00	684.57
MW-36	710.54	6/21/2021	ND	26.29	0.00	684.25
MW-36	710.54	7/1/2021	ND	26.58	0.00	683.96
MW-36	710.54	7/6/2021	ND	26.79	0.00	683.75
MW-36	710.54	7/14/2021	ND	27.00	0.00	683.54

Table 3
Summary of Monitoring Well Gauging Data
Colonial Pipeline Company
2020-L1-SR2448
Huntersville, North Carolina

Well ID	Top Of Casing Elevation[1]	Date	Depth to Free Product (ft btoc)	Depth to Groundwater (ft btoc)	Free Product Thickness (ft)	Groundwater Elevation[2] (ft btoc)
MW-37	714.94	9/14/2020	ND	26.90	0.00	688.04
MW-37	714.94	9/18/2020	ND	26.92	0.00	688.02
MW-37	714.94	9/28/2020	ND	26.99	0.00	687.95
MW-37	714.94	10/3/2020	ND	27.14	0.00	687.80
MW-37	714.94	10/19/2020	ND	27.18	0.00	687.76
MW-37	714.94	10/26/2020	ND	27.21	0.00	687.73
MW-37	714.94	11/9/2020	ND	27.16	0.00	687.78
MW-37	714.94	11/18/2020	ND	27.18	0.00	687.76
MW-37	714.94	11/23/2020	ND	27.12	0.00	687.82
MW-37	714.94	12/7/2020	ND	26.90	0.00	688.04
MW-37	714.94	12/21/2020	ND	26.85	0.00	688.09
MW-37	714.94	12/26/2020	ND	26.89	0.00	688.05
MW-37	714.94	1/10/2021	ND	26.69	0.00	688.25
MW-37	714.94	1/19/2021	ND	26.61	0.00	688.33
MW-37	714.94	1/25/2021	26.38	26.60	0.22	688.50
MW-37	714.94	2/1/2021	26.08	26.99	0.91	688.62
MW-37	714.94	2/8/2021	25.74	28.73	2.99	688.40
MW-37	714.94	2/16/2021	24.25	31.24	6.99	688.82
MW-37	710.54	2/22/2021	ND	26.35	0.00	684.19
MW-37	710.54	3/4/2021	ARP	ARP	ARP	ARP
MW-37	710.54	3/8/2021	ARP	ARP	ARP	ARP
MW-37	710.54	3/15/2021	ARP	ARP	ARP	ARP
MW-37	710.54	3/22/2021	ARP	ARP	ARP	ARP
MW-37	710.54	4/1/2021	24.38	25.77	1.39	685.79
MW-37	714.37	4/12/2021	ARP	ARP	ARP	ARP
MW-37	714.37	4/19/2021	ARP	ARP	ARP	ARP
MW-37	714.37	4/29/2021	24.44	25.77	1.33	689.57
MW-37	714.37	5/3/2021	ARP	ARP	ARP	ARP
MW-37	714.37	5/10/2021	ARP	ARP	ARP	ARP
MW-37	714.37	5/18/2021	ARP	ARP	ARP	ARP
MW-37	714.37	5/26/2021	25.14	26.43	1.29	688.88
MW-37	714.37	5/31/2021	ARP	ARP	ARP	ARP
MW-37	714.37	6/7/2021	ARP	ARP	ARP	ARP
MW-37	714.37	6/14/2021	ARP	ARP	ARP	ARP
MW-37	714.37	6/21/2021	ARP	ARP	ARP	ARP
MW-37	714.37	7/1/2021	25.99	27.81	1.82	687.89
MW-37	714.37	7/6/2021	ARP	ARP	ARP	ARP
MW-37	714.37	7/14/2021	26.39	28.16	1.77	687.51

Table 3
Summary of Monitoring Well Gauging Data
Colonial Pipeline Company
2020-L1-SR2448
Huntersville, North Carolina

Well ID	Top Of Casing Elevation[1]	Date	Depth to Free Product (ft btoc)	Depth to Groundwater (ft btoc)	Free Product Thickness (ft)	Groundwater Elevation[2] (ft btoc)
MW-38	726.74	9/14/2020	ND	37.56	0.00	689.18
MW-38	726.74	9/18/2020	ND	37.66	0.00	689.08
MW-38	726.74	9/28/2020	ND	37.45	0.00	689.29
MW-38	726.74	10/3/2020	ND	37.55	0.00	689.19
MW-38	726.74	10/19/2020	ND	37.65	0.00	689.09
MW-38	726.74	10/26/2020	ND	37.71	0.00	689.03
MW-38	726.74	11/9/2020	ND	37.80	0.00	688.94
MW-38	726.74	11/18/2020	ND	37.90	0.00	688.84
MW-38	726.74	11/23/2020	ND	37.91	0.00	688.83
MW-38	726.74	12/7/2020	ND	37.87	0.00	688.87
MW-38	726.74	12/21/2020	ND	38.18	0.00	688.56
MW-38	726.74	12/26/2020	ND	38.23	0.00	688.51
MW-38	726.74	1/10/2021	ND	38.54	0.00	688.20
MW-38	726.74	1/19/2021	ND	39.13	0.00	687.61
MW-38	726.74	1/25/2021	ND	39.23	0.00	687.51
MW-38	726.74	2/1/2021	ND	39.28	0.00	687.46
MW-38	726.74	2/8/2021	ND	39.65	0.00	687.09
MW-38	726.74	2/16/2021	ND	39.38	0.00	687.36
MW-38	726.74	2/22/2021	ND	39.31	0.00	687.43
MW-38	726.74	3/4/2021	ND	39.06	0.00	687.68
MW-38	726.74	3/8/2021	ND	39.23	0.00	687.51
MW-38	726.74	3/15/2021	ND	39.27	0.00	687.47
MW-38	726.74	3/22/2021	ND	39.21	0.00	687.53
MW-38	726.74	4/1/2021	ND	39.08	0.00	687.66
MW-38	726.74	4/12/2021	ND	39.10	0.00	687.64
MW-38	726.74	4/19/2021	ND	39.11	0.00	687.63
MW-38	726.74	4/29/2021	ND	39.01	0.00	687.73
MW-38	726.74	5/3/2021	ND	39.16	0.00	687.58
MW-38	726.74	5/10/2021	ND	39.07	0.00	687.67
MW-38	726.74	5/18/2021	ND	39.40	0.00	687.34
MW-38	726.74	5/26/2021	ND	39.11	0.00	687.63
MW-38	726.74	5/31/2021	ND	39.40	0.00	687.34
MW-38	726.74	6/7/2021	ND	39.53	0.00	687.21
MW-38	726.74	6/14/2021	ND	39.69	0.00	687.05
MW-38	726.74	6/21/2021	ND	39.75	0.00	686.99
MW-38	726.74	7/1/2021	ND	39.49	0.00	687.25
MW-38	726.74	7/6/2021	ND	39.82	0.00	686.92
MW-38	726.74	7/14/2021	ND	39.95	0.00	686.79

Table 3
Summary of Monitoring Well Gauging Data
Colonial Pipeline Company
2020-L1-SR2448
Huntersville, North Carolina

Well ID	Top Of Casing Elevation[1]	Date	Depth to Free Product (ft btoc)	Depth to Groundwater (ft btoc)	Free Product Thickness (ft)	Groundwater Elevation[2] (ft btoc)
MW-39	738.13	9/14/2020	ND	41.90	0.00	696.23
MW-39	738.13	9/18/2020	ND	38.31	0.00	699.82
MW-39	738.13	9/28/2020	ND	38.33	0.00	699.80
MW-39	738.13	10/3/2020	ND	38.58	0.00	699.55
MW-39	738.13	10/19/2020	38.51	39.71	1.20	699.30
MW-39	738.13	11/9/2020	38.48	39.04	0.56	699.50
MW-39	738.13	11/18/2020	ARP	ARP	ARP	ARP
MW-39	738.13	11/23/2020	37.85	38.95	1.10	699.98
MW-39	738.13	12/7/2020	ARP	ARP	ARP	ARP
MW-39	738.13	12/21/2020	ARP	ARP	ARP	ARP
MW-39	738.13	12/26/2020	30.20	30.31	0.11	707.90
MW-39	738.13	1/10/2021	ARP	ARP	ARP	ARP
MW-39	738.13	1/19/2021	ARP	ARP	ARP	ARP
MW-39	738.13	1/25/2021	ARP	ARP	ARP	ARP
MW-39	738.13	2/1/2021	39.66	39.95	0.29	698.39
MW-39	738.13	2/8/2021	ARP	ARP	ARP	ARP
MW-39	738.13	2/16/2021	ARP	ARP	ARP	ARP
MW-39	738.13	2/22/2021	ARP	ARP	ARP	ARP
MW-39	738.13	3/4/2021	ND	40.02	0.00	698.11
MW-39	738.13	3/8/2021	ARP	ARP	ARP	ARP
MW-39	738.13	3/15/2021	ARP	ARP	ARP	ARP
MW-39	738.13	3/22/2021	ARP	ARP	ARP	ARP
MW-39	733.86	4/1/2021	40.24	40.97	0.73	693.42
MW-39	733.86	4/12/2021	ARP	ARP	ARP	ARP
MW-39	733.86	4/19/2021	ARP	ARP	ARP	ARP
MW-39	733.86	4/29/2021	40.15	40.18	0.03	693.70
MW-39	733.86	5/3/2021	ARP	ARP	ARP	ARP
MW-39	733.86	5/10/2021	ARP	ARP	ARP	ARP
MW-39	733.86	5/18/2021	ARP	ARP	ARP	ARP
MW-39	733.86	5/26/2021	40.79	40.82	0.03	693.06
MW-39	733.86	5/31/2021	ARP	ARP	ARP	ARP
MW-39	733.86	6/7/2021	ARP	ARP	ARP	ARP
MW-39	733.86	6/14/2021	ARP	ARP	ARP	ARP
MW-39	733.86	6/21/2021	ARP	ARP	ARP	ARP
MW-39	733.86	7/1/2021	41.60	42.15	0.55	692.11
MW-39	733.86	7/6/2021	ARP	ARP	ARP	ARP
MW-39	733.86	7/14/2021	41.95	42.81	0.86	691.68

Table 3
Summary of Monitoring Well Gauging Data
Colonial Pipeline Company
2020-L1-SR2448
Huntersville, North Carolina

Well ID	Top Of Casing Elevation[1]	Date	Depth to Free Product (ft btoc)	Depth to Groundwater (ft btoc)	Free Product Thickness (ft)	Groundwater Elevation[2] (ft btoc)
MW-40	728.92	9/14/2020	ND	33.25	0.00	695.67
MW-40	728.92	9/18/2020	ND	33.21	0.00	695.71
MW-40	728.92	9/28/2020	ND	33.15	0.00	695.77
MW-40	728.92	10/3/2020	ND	33.22	0.00	695.70
MW-40	728.92	10/19/2020	ND	33.27	0.00	695.65
MW-40	728.92	10/26/2020	ND	33.32	0.00	695.60
MW-40	728.92	10/28/2020	ND	35.32	0.00	693.60
MW-40	728.92	11/9/2020	ND	33.47	0.00	695.45
MW-40	728.92	11/18/2020	Dry	Dry	Dry	Dry
MW-40	728.92	11/23/2020	ND	34.57	0.00	694.35
MW-40	728.92	12/7/2020	ND	33.56	0.00	695.36
MW-40	728.92	12/21/2020	33.70	33.73	0.03	695.21
MW-40	728.92	12/26/2020	ND	33.85	0.00	695.07
MW-40	728.92	1/10/2021	ND	33.95	0.00	694.97
MW-40	728.92	1/19/2021	33.73	34.36	0.63	695.02
MW-40	728.92	1/25/2021	33.61	34.59	0.98	695.05
MW-40	728.92	2/1/2021	33.48	34.99	1.51	695.04
MW-40	728.92	2/8/2021	33.64	35.78	2.14	694.71
MW-40	728.92	2/16/2021	33.27	36.12	2.85	694.89
MW-40	728.92	2/22/2021	32.90	37.31	4.41	694.84
MW-40	728.92	3/4/2021	32.26	39.39	7.13	694.75
MW-40	728.92	3/8/2021	32.45	39.64	7.19	694.55
MW-40	728.92	3/11/2021	33.51	39.18	5.67	693.89
MW-40	728.92	3/15/2021	32.43	39.48	7.05	694.60
MW-40	728.92	3/22/2021	32.39	39.42	7.03	694.65
MW-40	728.92	4/1/2021	32.37	39.43	7.06	694.66
MW-40	728.92	4/12/2021	32.12	38.05	5.93	695.21
MW-40	728.92	4/19/2021	32.04	38.90	6.86	695.04
MW-40	728.92	4/29/2021	32.47	37.64	5.17	695.07
MW-40	728.92	5/3/2021	32.52	37.45	4.93	695.08
MW-40	728.92	5/10/2021	33.31	38.25	4.94	694.29
MW-40	728.92	5/18/2021	34.95	37.32	2.37	693.34
MW-40	728.92	5/26/2021	33.59	35.98	2.39	694.69
MW-40	728.92	5/31/2021	35.38	36.37	0.99	693.28
MW-40	728.92	6/7/2021	35.72	36.48	0.76	693.00
MW-40	728.92	6/14/2021	35.76	36.20	0.44	693.04
MW-40	728.92	6/21/2021	33.89	35.23	1.34	694.67
MW-40	728.92	7/1/2021	34.31	35.30	0.99	694.35
MW-40	728.92	7/6/2021	36.24	36.85	0.61	692.52
MW-40	728.92	7/14/2021	34.42	35.84	1.42	694.12

Table 3
Summary of Monitoring Well Gauging Data
Colonial Pipeline Company
2020-L1-SR2448
Huntersville, North Carolina

Well ID	Top Of Casing Elevation[1]	Date	Depth to Free Product (ft btoc)	Depth to Groundwater (ft btoc)	Free Product Thickness (ft)	Groundwater Elevation[2] (ft btoc)
MW-41	745.92	9/14/2020	ND	53.40	0.00	692.52
MW-41	745.92	9/18/2020	ND	53.40	0.00	692.52
MW-41	745.92	9/28/2020	ND	53.36	0.00	692.56
MW-41	745.92	10/3/2020	ND	53.49	0.00	692.43
MW-41	745.92	10/19/2020	ND	53.51	0.00	692.41
MW-41	745.92	10/26/2020	ND	53.49	0.00	692.43
MW-41	745.92	11/9/2020	ND	53.53	0.00	692.39
MW-41	745.92	11/18/2020	ND	53.63	0.00	692.29
MW-41	745.92	11/23/2020	ND	53.60	0.00	692.32
MW-41	745.92	12/7/2020	ND	53.54	0.00	692.38
MW-41	745.92	12/21/2020	ND	53.82	0.00	692.10
MW-41	745.92	12/26/2020	ND	53.77	0.00	692.15
MW-41	745.92	1/10/2021	ND	54.28	0.00	691.64
MW-41	745.92	1/19/2021	ND	54.35	0.00	691.57
MW-41	745.92	1/25/2021	ND	54.28	0.00	691.64
MW-41	745.92	2/1/2021	ND	54.22	0.00	691.70
MW-41	745.92	2/8/2021	ND	54.64	0.00	691.28
MW-41	745.92	2/16/2021	ND	54.20	0.00	691.72
MW-41	745.92	2/22/2021	ND	54.11	0.00	691.81
MW-41	745.92	3/4/2021	ND	54.09	0.00	691.83
MW-41	745.92	3/8/2021	ND	54.32	0.00	691.60
MW-41	745.92	3/15/2021	ND	54.50	0.00	691.42
MW-41	745.92	3/22/2021	ND	54.41	0.00	691.51
MW-41	745.92	4/1/2021	ND	54.34	0.00	691.58
MW-41	745.92	4/12/2021	ND	54.51	0.00	691.41
MW-41	745.92	4/19/2021	ND	54.55	0.00	691.37
MW-41	745.92	4/29/2021	ND	54.34	0.00	691.58
MW-41	745.92	5/3/2021	ND	54.40	0.00	691.52
MW-41	745.92	5/10/2021	ND	54.50	0.00	691.42
MW-41	745.92	5/18/2021	ND	54.52	0.00	691.40
MW-41	745.92	5/26/2021	ND	54.38	0.00	691.54
MW-41	745.92	5/31/2021	ND	54.67	0.00	691.25
MW-41	745.92	6/7/2021	ND	54.71	0.00	691.21
MW-41	745.92	6/14/2021	ND	54.43	0.00	691.49
MW-41	745.92	6/21/2021	ND	54.85	0.00	691.07
MW-41	745.92	7/1/2021	ND	54.82	0.00	691.10
MW-41	745.92	7/6/2021	ND	55.18	0.00	690.74
MW-41	745.92	7/14/2021	ND	54.93	0.00	690.99

Table 3
Summary of Monitoring Well Gauging Data
Colonial Pipeline Company
2020-L1-SR2448
Huntersville, North Carolina

Well ID	Top Of Casing Elevation[1]	Date	Depth to Free Product (ft btoc)	Depth to Groundwater (ft btoc)	Free Product Thickness (ft)	Groundwater Elevation[2] (ft btoc)
MW-42	735.71	9/14/2020	ND	41.33	0.00	694.38
MW-42	735.71	9/18/2020	ND	38.15	0.00	697.56
MW-42	735.71	9/28/2020	ND	38.14	0.00	697.57
MW-42	735.71	10/3/2020	ND	38.25	0.00	697.46
MW-42	735.71	10/19/2020	ND	38.31	0.00	697.40
MW-42	735.71	10/26/2020	ND	38.36	0.00	697.35
MW-42	735.71	11/9/2020	ND	38.44	0.00	697.27
MW-42	735.71	11/18/2020	ND	38.57	0.00	697.14
MW-42	735.71	11/23/2020	ND	38.42	0.00	697.29
MW-42	735.71	12/7/2020	ND	38.40	0.00	697.31
MW-42	735.71	12/21/2020	ND	38.50	0.00	697.21
MW-42	735.71	12/26/2020	ND	38.61	0.00	697.10
MW-42	735.71	1/10/2021	ND	38.74	0.00	696.97
MW-42	735.71	1/19/2021	ND	38.71	0.00	697.00
MW-42	735.71	1/25/2021	ND	38.93	0.00	696.78
MW-42	735.71	2/1/2021	ND	38.97	0.00	696.74
MW-42	735.71	2/8/2021	ND	39.26	0.00	696.45
MW-42	735.71	2/16/2021	ND	39.10	0.00	696.61
MW-42	735.71	2/22/2021	ND	39.13	0.00	696.58
MW-42	732.48	3/4/2021	ND	39.05	0.00	693.43
MW-42	732.48	3/8/2021	ND	39.29	0.00	693.19
MW-42	732.48	3/15/2021	ND	39.53	0.00	692.95
MW-42	732.48	3/22/2021	ND	39.61	0.00	692.87
MW-42	732.48	4/1/2021	ND	39.22	0.00	693.26
MW-42	732.48	4/12/2021	ND	38.98	0.00	693.50
MW-42	732.48	4/19/2021	ND	39.00	0.00	693.48
MW-42	732.48	4/29/2021	ND	38.92	0.00	693.56
MW-42	732.48	5/3/2021	ND	38.83	0.00	693.65
MW-42	732.48	5/10/2021	ND	39.17	0.00	693.31
MW-42	732.48	5/18/2021	ND	39.79	0.00	692.69
MW-42	732.48	5/26/2021	ND	39.67	0.00	692.81
MW-42	732.48	5/31/2021	ND	40.29	0.00	692.19
MW-42	732.48	6/7/2021	ND	40.41	0.00	692.07
MW-42	732.48	6/14/2021	ND	40.54	0.00	691.94
MW-42	732.48	6/21/2021	ND	40.62	0.00	691.86
MW-42	732.48	7/1/2021	ND	40.55	0.00	691.93
MW-42	732.48	7/6/2021	ND	40.20	0.00	692.28
MW-42	732.48	7/14/2021	ND	41.04	0.00	691.44

Table 3
Summary of Monitoring Well Gauging Data
Colonial Pipeline Company
2020-L1-SR2448
Huntersville, North Carolina

Well ID	Top Of Casing Elevation[1]	Date	Depth to Free Product (ft btoc)	Depth to Groundwater (ft btoc)	Free Product Thickness (ft)	Groundwater Elevation[2] (ft btoc)
MW-43	729.80	9/14/2020	ND	38.27	0.00	691.53
MW-43	729.80	9/18/2020	ND	38.30	0.00	691.50
MW-43	729.80	9/28/2020	ND	38.33	0.00	691.47
MW-43	729.80	10/3/2020	ND	38.52	0.00	691.28
MW-43	729.80	10/19/2020	ND	38.49	0.00	691.31
MW-43	729.80	10/26/2020	ND	38.52	0.00	691.28
MW-43	729.80	11/9/2020	ND	38.49	0.00	691.31
MW-43	729.80	11/18/2020	ND	38.55	0.00	691.25
MW-43	729.80	11/23/2020	ND	39.51	0.00	690.29
MW-43	729.80	12/7/2020	ND	38.40	0.00	691.40
MW-43	729.80	12/21/2020	ND	38.50	0.00	691.30
MW-43	729.80	12/26/2020	ND	38.58	0.00	691.22
MW-43	729.80	1/10/2021	ND	38.60	0.00	691.20
MW-43	729.80	1/19/2021	ND	38.70	0.00	691.10
MW-43	729.80	1/25/2021	ND	48.67	0.00	681.13
MW-43	729.80	2/1/2021	ND	38.74	0.00	691.06
MW-43	729.80	2/8/2021	ND	39.01	0.00	690.79
MW-43	729.80	2/16/2021	ND	38.84	0.00	690.96
MW-43	729.80	2/22/2021	ND	38.78	0.00	691.02
MW-43	729.80	3/4/2021	ND	38.65	0.00	691.15
MW-43	729.80	3/8/2021	ND	38.84	0.00	690.96
MW-43	729.80	3/15/2021	ND	38.78	0.00	691.02
MW-43	729.80	3/22/2021	ND	38.71	0.00	691.09
MW-43	729.80	4/1/2021	ND	38.61	0.00	691.19
MW-43	729.80	4/12/2021	ND	38.44	0.00	691.36
MW-43	729.80	4/19/2021	ND	38.44	0.00	691.36
MW-43	729.80	4/29/2021	ND	38.32	0.00	691.48
MW-43	729.80	5/3/2021	ND	38.23	0.00	691.57
MW-43	729.80	5/10/2021	ND	38.23	0.00	691.57
MW-43	729.80	5/18/2021	ND	38.17	0.00	691.63
MW-43	729.80	5/26/2021	ND	38.10	0.00	691.70
MW-43	729.80	5/31/2021	ND	38.21	0.00	691.59
MW-43	729.80	6/7/2021	ND	28.16	0.00	701.64
MW-43	729.80	6/14/2021	ND	38.20	0.00	691.60
MW-43	729.80	6/21/2021	ND	38.26	0.00	691.54
MW-43	729.80	7/1/2021	ND	38.36	0.00	691.44
MW-43	729.80	7/6/2021	ND	38.56	0.00	691.24
MW-43	729.80	7/14/2021	ND	38.68	0.00	691.12

Table 3
Summary of Monitoring Well Gauging Data
Colonial Pipeline Company
2020-L1-SR2448
Huntersville, North Carolina

Well ID	Top Of Casing Elevation[1]	Date	Depth to Free Product (ft btoc)	Depth to Groundwater (ft btoc)	Free Product Thickness (ft)	Groundwater Elevation[2] (ft btoc)
MW-44	726.48	9/14/2020	ND	32.40	0.00	694.08
MW-44	726.48	9/18/2020	ND	32.53	0.00	693.95
MW-44	726.48	9/28/2020	ND	32.59	0.00	693.89
MW-44	726.48	10/3/2020	ND	32.64	0.00	693.84
MW-44	726.48	10/19/2020	ND	32.70	0.00	693.78
MW-44	726.48	10/21/2020	ND	34.70	0.00	691.78
MW-44	726.48	10/26/2020	ND	32.62	0.00	693.86
MW-44	726.48	11/9/2020	ND	32.67	0.00	693.81
MW-44	726.48	11/18/2020	ND	32.68	0.00	693.80
MW-44	726.48	11/23/2020	NM	NM	NM	NM
MW-44	726.48	12/7/2020	ND	32.50	0.00	693.98
MW-44	726.48	12/21/2020	ND	32.50	0.00	693.98
MW-44	726.48	12/26/2020	ND	32.50	0.00	693.98
MW-44	726.48	1/10/2021	ND	32.41	0.00	694.07
MW-44	726.48	1/19/2021	ND	32.35	0.00	694.13
MW-44	726.48	1/25/2021	ND	32.25	0.00	694.23
MW-44	726.48	2/1/2021	ND	32.18	0.00	694.30
MW-44	726.48	2/8/2021	ND	32.18	0.00	694.30
MW-44	726.48	2/16/2021	ND	32.18	0.00	694.30
MW-44	726.48	2/22/2021	ND	32.10	0.00	694.38
MW-44	726.48	3/4/2021	ND	31.96	0.00	694.52
MW-44	726.48	3/8/2021	ND	32.00	0.00	694.48
MW-44	726.48	3/15/2021	ND	31.88	0.00	694.60
MW-44	726.48	3/22/2021	ND	31.84	0.00	694.64
MW-44	726.48	4/1/2021	ND	31.71	0.00	694.77
MW-44	726.48	4/12/2021	ND	31.47	0.00	695.01
MW-44	726.48	4/19/2021	ND	31.38	0.00	695.10
MW-44	726.48	4/29/2021	ND	31.34	0.00	695.14
MW-44	726.48	5/3/2021	ND	31.29	0.00	695.19
MW-44	726.48	5/10/2021	ND	31.30	0.00	695.18
MW-44	726.48	5/18/2021	ND	31.37	0.00	695.11
MW-44	726.48	5/26/2021	ND	31.37	0.00	695.11
MW-44	726.48	5/31/2021	ND	31.45	0.00	695.03
MW-44	726.48	6/7/2021	ND	31.47	0.00	695.01
MW-44	726.48	6/14/2021	ND	31.53	0.00	694.95
MW-44	726.48	6/21/2021	ND	31.58	0.00	694.90
MW-44	726.48	7/1/2021	ND	31.65	0.00	694.83
MW-44	726.48	7/6/2021	ND	31.73	0.00	694.75
MW-44	726.48	7/14/2021	ND	31.83	0.00	694.65

Table 3
Summary of Monitoring Well Gauging Data
Colonial Pipeline Company
2020-L1-SR2448
Huntersville, North Carolina

Well ID	Top Of Casing Elevation[1]	Date	Depth to Free Product (ft btoc)	Depth to Groundwater (ft btoc)	Free Product Thickness (ft)	Groundwater Elevation[2] (ft btoc)
MW-45	729.41	9/14/2020	ND	35.28	0.00	694.13
MW-45	729.41	9/18/2020	ND	35.21	0.00	694.20
MW-45	729.41	9/28/2020	ND	35.29	0.00	694.12
MW-45	729.41	10/3/2020	ND	35.40	0.00	694.01
MW-45	729.41	10/19/2020	ND	35.38	0.00	694.03
MW-45	729.41	10/26/2020	ND	35.39	0.00	694.02
MW-45	729.41	11/9/2020	ND	35.37	0.00	694.04
MW-45	729.41	11/18/2020	ND	35.41	0.00	694.00
MW-45	729.41	11/23/2020	ND	35.27	0.00	694.14
MW-45	729.41	12/7/2020	ND	35.19	0.00	694.22
MW-45	729.41	12/21/2020	ND	35.24	0.00	694.17
MW-45	729.41	12/26/2020	ND	35.34	0.00	694.07
MW-45	729.41	1/10/2021	ND	35.35	0.00	694.06
MW-45	729.41	1/19/2021	ND	35.34	0.00	694.07
MW-45	729.41	1/25/2021	ND	35.18	0.00	694.23
MW-45	729.41	2/1/2021	ND	35.29	0.00	694.12
MW-45	729.41	2/8/2021	ND	35.59	0.00	693.82
MW-45	729.41	2/16/2021	ND	35.46	0.00	693.95
MW-45	729.41	2/22/2021	ND	35.32	0.00	694.09
MW-45	729.41	3/4/2021	ND	35.29	0.00	694.12
MW-45	729.41	3/8/2021	ND	35.36	0.00	694.05
MW-45	729.41	3/15/2021	ND	35.36	0.00	694.05
MW-45	729.41	3/22/2021	ND	35.32	0.00	694.09
MW-45	729.41	4/1/2021	ND	35.13	0.00	694.28
MW-45	729.41	4/12/2021	ND	34.89	0.00	694.52
MW-45	729.41	4/19/2021	ND	34.85	0.00	694.56
MW-45	729.41	4/29/2021	ND	34.81	0.00	694.60
MW-45	729.41	5/3/2021	ND	34.77	0.00	694.64
MW-45	729.41	5/10/2021	ND	34.98	0.00	694.43
MW-45	729.41	5/18/2021	ND	35.35	0.00	694.06
MW-45	729.41	5/26/2021	ND	35.47	0.00	693.94
MW-45	729.41	5/31/2021	ND	35.78	0.00	693.63
MW-45	729.41	6/7/2021	ND	35.89	0.00	693.52
MW-45	729.41	6/14/2021	ND	36.11	0.00	693.30
MW-45	729.41	6/21/2021	ND	36.10	0.00	693.31
MW-45	729.41	7/1/2021	ND	36.37	0.00	693.04
MW-45	729.41	7/6/2021	ND	36.71	0.00	692.70
MW-45	729.41	7/14/2021	ND	36.86	0.00	692.55

Table 3
Summary of Monitoring Well Gauging Data
Colonial Pipeline Company
2020-L1-SR2448
Huntersville, North Carolina

Well ID	Top Of Casing Elevation[1]	Date	Depth to Free Product (ft btoc)	Depth to Groundwater (ft btoc)	Free Product Thickness (ft)	Groundwater Elevation[2] (ft btoc)
MW-46	726.73	9/14/2020	ND	31.63	0.00	695.10
MW-46	726.73	9/18/2020	ND	31.63	0.00	695.10
MW-46	726.73	9/28/2020	ND	31.71	0.00	695.02
MW-46	726.73	10/3/2020	ND	31.82	0.00	694.91
MW-46	726.73	10/19/2020	ND	31.89	0.00	694.84
MW-46	726.73	10/26/2020	ND	31.88	0.00	694.85
MW-46	726.73	11/9/2020	ND	31.88	0.00	694.85
MW-46	726.73	11/18/2020	ND	31.91	0.00	694.82
MW-46	726.73	11/23/2020	ND	31.82	0.00	694.91
MW-46	726.73	12/7/2020	ND	31.71	0.00	695.02
MW-46	726.73	12/21/2020	ND	31.77	0.00	694.96
MW-46	726.73	12/26/2020	ND	31.85	0.00	694.88
MW-46	726.73	1/10/2021	ND	31.83	0.00	694.90
MW-46	726.73	1/19/2021	ND	31.81	0.00	694.92
MW-46	726.73	1/25/2021	ND	31.62	0.00	695.11
MW-46	726.73	2/1/2021	ND	31.67	0.00	695.06
MW-46	726.73	2/8/2021	ND	31.98	0.00	694.75
MW-46	726.73	2/16/2021	ND	31.91	0.00	694.82
MW-46	726.73	2/22/2021	ND	31.83	0.00	694.90
MW-46	726.73	3/4/2021	ND	32.05	0.00	694.68
MW-46	726.73	3/8/2021	ND	32.27	0.00	694.46
MW-46	726.73	3/15/2021	ND	32.28	0.00	694.45
MW-46	726.73	3/22/2021	ND	32.23	0.00	694.50
MW-46	726.73	4/1/2021	ND	32.03	0.00	694.70
MW-46	726.73	4/12/2021	ND	31.74	0.00	694.99
MW-46	726.73	4/19/2021	ND	31.68	0.00	695.05
MW-46	726.73	4/29/2021	ND	31.60	0.00	695.13
MW-46	726.73	5/3/2021	ND	31.45	0.00	695.28
MW-46	726.73	5/10/2021	ND	31.70	0.00	695.03
MW-46	726.73	5/18/2021	ND	32.53	0.00	694.20
MW-46	726.73	5/26/2021	ND	32.57	0.00	694.16
MW-46	726.73	5/31/2021	ND	33.04	0.00	693.69
MW-46	726.73	6/7/2021	ND	33.25	0.00	693.48
MW-46	726.73	6/14/2021	ND	33.45	0.00	693.28
MW-46	726.73	6/21/2021	ND	33.76	0.00	692.97
MW-46	726.73	7/1/2021	ND	33.62	0.00	693.11
MW-46	726.73	7/6/2021	ND	33.69	0.00	693.04
MW-46	726.73	7/14/2021	ND	33.71	0.00	693.02

Table 3
Summary of Monitoring Well Gauging Data
Colonial Pipeline Company
2020-L1-SR2448
Huntersville, North Carolina

Well ID	Top Of Casing Elevation[1]	Date	Depth to Free Product (ft btoc)	Depth to Groundwater (ft btoc)	Free Product Thickness (ft)	Groundwater Elevation[2] (ft btoc)
MW-47	726.77	9/14/2020	ND	30.88	0.00	695.89
MW-47	726.77	9/18/2020	ND	30.75	0.00	696.02
MW-47	726.77	9/28/2020	ND	30.74	0.00	696.03
MW-47	726.77	10/3/2020	30.54	30.88	0.34	696.14
MW-47	726.77	10/19/2020	25.61	27.85	2.24	700.56
MW-47	726.77	11/9/2020	25.51	27.78	2.27	700.65
MW-47	726.77	11/18/2020	ARP	ARP	ARP	ARP
MW-47	726.77	11/23/2020	25.51	27.75	2.24	700.66
MW-47	726.77	12/7/2020	ARP	ARP	ARP	ARP
MW-47	726.77	12/21/2020	ARP	ARP	ARP	ARP
MW-47	726.77	12/26/2020	25.58	27.80	2.22	700.60
MW-47	726.77	1/10/2021	ARP	ARP	ARP	ARP
MW-47	726.77	1/19/2021	ARP	ARP	ARP	ARP
MW-47	726.77	1/25/2021	ARP	ARP	ARP	ARP
MW-47	726.77	2/1/2021	25.46	27.68	2.22	700.72
MW-47	726.77	2/8/2021	ARP	ARP	ARP	ARP
MW-47	726.77	2/16/2021	ARP	ARP	ARP	ARP
MW-47	726.77	2/22/2021	ARP	ARP	ARP	ARP
MW-47	723.18	3/4/2021	26.41	27.72	1.31	696.42
MW-47	723.18	3/8/2021	ARP	ARP	ARP	ARP
MW-47	723.18	3/15/2021	ARP	ARP	ARP	ARP
MW-47	723.18	3/22/2021	ARP	ARP	ARP	ARP
MW-47	723.18	4/1/2021	25.74	25.90	0.16	697.40
MW-47	723.18	4/12/2021	ARP	ARP	ARP	ARP
MW-47	723.18	4/19/2021	ARP	ARP	ARP	ARP
MW-47	723.18	4/29/2021	26.48	27.55	1.07	696.41
MW-47	723.18	5/3/2021	ARP	ARP	ARP	ARP
MW-47	723.18	5/10/2021	ARP	ARP	ARP	ARP
MW-47	723.18	5/18/2021	ARP	ARP	ARP	ARP
MW-47	723.18	5/26/2021	27.33	27.44	0.11	695.82
MW-47	723.18	5/31/2021	ARP	ARP	ARP	ARP
MW-47	723.18	6/7/2021	ARP	ARP	ARP	ARP
MW-47	723.18	6/14/2021	ARP	ARP	ARP	ARP
MW-47	723.18	6/21/2021	ARP	ARP	ARP	ARP
MW-47	723.18	7/1/2021	ND	27.64	0.00	695.54
MW-47	723.18	7/6/2021	ARP	ARP	ARP	ARP
MW-47	723.18	7/14/2021	ND	27.56	0.00	695.62

Table 3
Summary of Monitoring Well Gauging Data
Colonial Pipeline Company
2020-L1-SR2448
Huntersville, North Carolina

Well ID	Top Of Casing Elevation[1]	Date	Depth to Free Product (ft btoc)	Depth to Groundwater (ft btoc)	Free Product Thickness (ft)	Groundwater Elevation[2] (ft btoc)
MW-48	723.09	9/18/2020	ND	33.44	0.00	689.65
MW-48	723.09	9/28/2020	ND	33.38	0.00	689.71
MW-48	723.09	10/3/2020	ND	33.57	0.00	689.52
MW-48	723.09	10/19/2020	ND	33.63	0.00	689.46
MW-48	723.09	10/26/2020	ND	33.65	0.00	689.44
MW-48	723.09	11/9/2020	ND	33.58	0.00	689.51
MW-48	723.09	11/18/2020	ND	33.64	0.00	689.45
MW-48	723.09	11/23/2020	ND	33.56	0.00	689.53
MW-48	723.09	12/7/2020	33.30	33.70	0.40	689.68
MW-48	723.09	12/21/2020	ARP	ARP	ARP	ARP
MW-48	723.09	12/26/2020	33.79	34.51	0.72	689.10
MW-48	723.09	1/10/2021	ARP	ARP	ARP	ARP
MW-48	723.09	1/19/2021	ARP	ARP	ARP	ARP
MW-48	723.09	1/25/2021	ARP	ARP	ARP	ARP
MW-48	723.09	2/1/2021	32.85	38.05	5.20	688.85
MW-48	723.09	2/8/2021	ARP	ARP	ARP	ARP
MW-48	723.09	2/16/2021	ARP	ARP	ARP	ARP
MW-48	723.09	2/22/2021	ARP	ARP	ARP	ARP
MW-48	723.57	3/4/2021	33.73	34.80	1.07	689.55
MW-48	723.57	3/15/2021	ARP	ARP	ARP	ARP
MW-48	723.57	3/22/2021	ARP	ARP	ARP	ARP
MW-48	723.57	4/1/2021	33.45	35.18	1.73	689.66
MW-48	723.57	4/12/2021	ARP	ARP	ARP	ARP
MW-48	723.57	4/19/2021	ARP	ARP	ARP	ARP
MW-48	723.57	4/29/2021	33.61	33.88	0.27	689.89
MW-48	723.57	5/3/2021	ARP	ARP	ARP	ARP
MW-48	723.57	5/10/2021	ARP	ARP	ARP	ARP
MW-48	723.57	5/18/2021	ARP	ARP	ARP	ARP
MW-48	723.57	5/26/2021	33.60	33.74	0.14	689.93
MW-48	723.57	5/31/2021	ARP	ARP	ARP	ARP
MW-48	723.57	6/7/2021	ARP	ARP	ARP	ARP
MW-48	723.57	6/14/2021	ARP	ARP	ARP	ARP
MW-48	723.57	6/21/2021	ARP	ARP	ARP	ARP
MW-48	723.57	7/1/2021	34.02	34.42	0.40	689.44
MW-48	723.57	7/6/2021	ARP	ARP	ARP	ARP
MW-48	723.57	7/14/2021	34.50	34.72	0.22	689.01

Table 3
Summary of Monitoring Well Gauging Data
Colonial Pipeline Company
2020-L1-SR2448
Huntersville, North Carolina

Well ID	Top Of Casing Elevation[1]	Date	Depth to Free Product (ft btoc)	Depth to Groundwater (ft btoc)	Free Product Thickness (ft)	Groundwater Elevation[2] (ft btoc)
MW-49	727.58	9/18/2020	ND	32.29	0.00	695.29
MW-49	727.58	9/28/2020	ND	33.63	0.00	693.95
MW-49	727.58	10/3/2020	ND	33.75	0.00	693.83
MW-49	727.58	10/19/2020	ND	33.73	0.00	693.85
MW-49	727.58	10/26/2020	ND	33.76	0.00	693.82
MW-49	727.58	11/9/2020	ND	33.69	0.00	693.89
MW-49	727.58	11/18/2020	ND	33.70	0.00	693.88
MW-49	727.58	11/23/2020	ND	33.55	0.00	694.03
MW-49	727.58	12/7/2020	ND	33.45	0.00	694.13
MW-49	727.58	12/21/2020	ND	33.49	0.00	694.09
MW-49	727.58	12/26/2020	ND	33.57	0.00	694.01
MW-49	727.58	1/10/2021	ND	33.53	0.00	694.05
MW-49	727.58	1/19/2021	ND	33.51	0.00	694.07
MW-49	727.58	1/25/2021	ND	33.34	0.00	694.24
MW-49	727.58	2/1/2021	ND	33.42	0.00	694.16
MW-49	727.58	2/8/2021	ND	33.65	0.00	693.93
MW-49	727.58	2/16/2021	ND	33.52	0.00	694.06
MW-49	727.58	2/22/2021	ND	33.37	0.00	694.21
MW-49	727.58	3/4/2021	ND	33.28	0.00	694.30
MW-49	727.58	3/8/2021	ND	33.36	0.00	694.22
MW-49	727.58	3/15/2021	ND	33.33	0.00	694.25
MW-49	727.58	3/22/2021	ND	33.31	0.00	694.27
MW-49	727.58	4/1/2021	ND	33.09	0.00	694.49
MW-49	727.58	4/12/2021	ND	32.84	0.00	694.74
MW-49	727.58	4/19/2021	ND	32.78	0.00	694.80
MW-49	727.58	4/29/2021	ND	32.75	0.00	694.83
MW-49	727.58	5/3/2021	ND	32.73	0.00	694.85
MW-49	727.58	5/10/2021	ND	32.92	0.00	694.66
MW-49	727.58	5/18/2021	ND	33.29	0.00	694.29
MW-49	727.58	5/26/2021	ND	33.41	0.00	694.17
MW-49	727.58	5/31/2021	ND	33.71	0.00	693.87
MW-49	727.58	6/7/2021	ND	33.81	0.00	693.77
MW-49	727.58	6/14/2021	ND	34.03	0.00	693.55
MW-49	727.58	6/21/2021	ND	34.08	0.00	693.50
MW-49	727.58	7/1/2021	ND	34.34	0.00	693.24
MW-49	727.58	7/6/2021	ND	34.62	0.00	692.96
MW-49	727.58	7/14/2021	ND	37.77	0.00	689.81

Table 3
Summary of Monitoring Well Gauging Data
Colonial Pipeline Company
2020-L1-SR2448
Huntersville, North Carolina

Well ID	Top Of Casing Elevation[1]	Date	Depth to Free Product (ft btoc)	Depth to Groundwater (ft btoc)	Free Product Thickness (ft)	Groundwater Elevation[2] (ft btoc)
MW-50	731.14	9/18/2020	ND	35.04	0.00	696.10
MW-50	731.14	9/28/2020	ND	36.74	0.00	694.40
MW-50	731.14	10/3/2020	ND	36.85	0.00	694.29
MW-50	731.14	10/19/2020	ND	36.88	0.00	694.26
MW-50	731.14	10/26/2020	ND	36.94	0.00	694.20
MW-50	731.14	11/9/2020	ND	36.90	0.00	694.24
MW-50	731.14	11/18/2020	ND	36.99	0.00	694.15
MW-50	731.14	11/23/2020	ND	36.86	0.00	694.28
MW-50	731.14	12/7/2020	ND	36.81	0.00	694.33
MW-50	731.14	12/21/2020	ND	36.84	0.00	694.30
MW-50	731.14	12/26/2020	ND	36.95	0.00	694.19
MW-50	731.14	1/10/2021	ND	36.95	0.00	694.19
MW-50	731.14	1/19/2021	ND	36.95	0.00	694.19
MW-50	731.14	1/25/2021	ND	36.92	0.00	694.22
MW-50	731.14	2/1/2021	ND	36.91	0.00	694.23
MW-50	731.14	2/8/2021	ND	37.67	0.00	693.47
MW-50	731.14	2/16/2021	ND	37.58	0.00	693.56
MW-50	731.14	2/22/2021	ND	37.34	0.00	693.80
MW-50	731.14	3/4/2021	ND	37.19	0.00	693.95
MW-50	731.14	3/8/2021	ND	37.20	0.00	693.94
MW-50	731.14	3/15/2021	ND	37.47	0.00	693.67
MW-50	731.14	3/22/2021	ND	37.16	0.00	693.98
MW-50	731.14	4/1/2021	ND	36.93	0.00	694.21
MW-50	731.14	4/12/2021	ND	36.68	0.00	694.46
MW-50	731.14	4/19/2021	ND	36.91	0.00	694.23
MW-50	731.14	4/29/2021	ND	36.69	0.00	694.45
MW-50	731.14	5/3/2021	ND	36.83	0.00	694.31
MW-50	731.14	5/10/2021	ND	37.14	0.00	694.00
MW-50	731.14	5/18/2021	ND	37.54	0.00	693.60
MW-50	731.14	5/26/2021	ND	37.48	0.00	693.66
MW-50	731.14	5/31/2021	ND	38.01	0.00	693.13
MW-50	731.14	6/7/2021	ND	38.18	0.00	692.96
MW-50	731.14	6/14/2021	ND	38.34	0.00	692.80
MW-50	731.14	6/21/2021	ND	38.12	0.00	693.02
MW-50	731.14	7/1/2021	ND	38.43	0.00	692.71
MW-50	731.14	7/6/2021	ND	38.95	0.00	692.19
MW-50	731.14	7/14/2021	ND	38.94	0.00	692.20

Table 3
Summary of Monitoring Well Gauging Data
Colonial Pipeline Company
2020-L1-SR2448
Huntersville, North Carolina

Well ID	Top Of Casing Elevation[1]	Date	Depth to Free Product (ft btoc)	Depth to Groundwater (ft btoc)	Free Product Thickness (ft)	Groundwater Elevation[2] (ft btoc)
MW-51	731.20	9/18/2020	ND	31.34	0.00	699.86
MW-51	731.20	9/28/2020	ND	37.08	0.00	694.12
MW-51	731.20	10/3/2020	ND	37.18	0.00	694.02
MW-51	731.20	10/19/2020	ND	37.18	0.00	694.02
MW-51	731.20	10/26/2020	ND	37.19	0.00	694.01
MW-51	731.20	11/9/2020	ND	37.18	0.00	694.02
MW-51	731.20	11/18/2020	ND	37.27	0.00	693.93
MW-51	731.20	11/23/2020	ND	37.10	0.00	694.10
MW-51	731.20	12/7/2020	ND	37.03	0.00	694.17
MW-51	731.20	12/21/2020	ND	37.08	0.00	694.12
MW-51	731.20	12/26/2020	ND	37.18	0.00	694.02
MW-51	731.20	1/10/2021	ND	37.20	0.00	694.00
MW-51	731.20	1/19/2021	ND	37.19	0.00	694.01
MW-51	731.20	1/25/2021	ND	37.07	0.00	694.13
MW-51	731.20	2/1/2021	ND	37.16	0.00	694.04
MW-51	731.20	2/8/2021	ND	37.51	0.00	693.69
MW-51	731.20	2/16/2021	ND	37.38	0.00	693.82
MW-51	731.20	2/22/2021	ND	37.29	0.00	693.91
MW-51	731.20	3/4/2021	ND	37.22	0.00	693.98
MW-51	731.20	3/8/2021	ND	37.31	0.00	693.89
MW-51	731.20	3/15/2021	ND	37.31	0.00	693.89
MW-51	731.20	3/22/2021	ND	37.30	0.00	693.90
MW-51	731.20	4/1/2021	ND	37.09	0.00	694.11
MW-51	731.20	4/12/2021	ND	36.86	0.00	694.34
MW-51	731.20	4/9/2021	ND	36.85	0.00	694.35
MW-51	731.20	4/29/2021	ND	36.79	0.00	694.41
MW-51	731.20	5/3/2021	ND	36.76	0.00	694.44
MW-51	731.20	5/10/2021	ND	36.96	0.00	694.24
MW-51	731.20	5/18/2021	ND	37.36	0.00	693.84
MW-51	731.20	5/26/2021	ND	37.46	0.00	693.74
MW-51	731.20	5/31/2021	ND	37.78	0.00	693.42
MW-51	731.20	6/7/2021	ND	37.93	0.00	693.27
MW-51	731.20	6/14/2021	ND	37.86	0.00	693.34
MW-51	731.20	6/21/2021	ND	38.07	0.00	693.13
MW-51	731.20	7/1/2021	ND	38.38	0.00	692.82
MW-51	731.20	7/6/2021	ND	38.74	0.00	692.46
MW-51	731.20	7/14/2021	ND	38.87	0.00	692.33

Table 3
Summary of Monitoring Well Gauging Data
Colonial Pipeline Company
2020-L1-SR2448
Huntersville, North Carolina

Well ID	Top Of Casing Elevation[1]	Date	Depth to Free Product (ft btoc)	Depth to Groundwater (ft btoc)	Free Product Thickness (ft)	Groundwater Elevation[2] (ft btoc)
MW-52	722.94	10/3/2020	ND	33.48	0.00	689.46
MW-52	722.94	10/19/2020	ND	33.56	0.00	689.38
MW-52	722.94	10/21/2020	ND	35.56	0.00	687.38
MW-52	722.94	10/26/2020	ND	33.60	0.00	689.34
MW-52	722.94	11/9/2020	ND	33.52	0.00	689.42
MW-52	722.94	11/18/2020	ND	33.59	0.00	689.35
MW-52	722.94	11/23/2020	ND	33.51	0.00	689.43
MW-52	722.94	12/7/2020	ND	33.36	0.00	689.58
MW-52	722.94	12/21/2020	ND	33.54	0.00	689.40
MW-52	722.94	12/26/2020	ND	33.49	0.00	689.45
MW-52	722.94	1/10/2021	ND	33.58	0.00	689.36
MW-52	722.94	1/19/2021	ND	33.89	0.00	689.05
MW-52	722.94	1/25/2021	ND	33.83	0.00	689.11
MW-52	722.94	2/1/2021	ND	33.72	0.00	689.22
MW-52	722.94	2/8/2021	ND	34.31	0.00	688.63
MW-52	722.94	2/16/2021	ND	33.91	0.00	689.03
MW-52	722.94	2/22/2021	ND	33.83	0.00	689.11
MW-52	722.94	3/4/2021	ND	33.44	0.00	689.50
MW-52	722.94	3/8/2021	ND	33.78	0.00	689.16
MW-52	722.94	3/15/2021	ND	33.78	0.00	689.16
MW-52	722.94	3/22/2021	ND	33.66	0.00	689.28
MW-52	722.94	4/1/2021	ND	33.34	0.00	689.60
MW-52	722.94	4/12/2021	ND	24.45	0.00	698.49
MW-52	722.94	4/19/2021	ND	33.47	0.00	689.47
MW-52	722.94	4/29/2021	ND	33.14	0.00	689.80
MW-52	722.94	5/3/2021	ND	33.39	0.00	689.55
MW-52	722.94	5/10/2021	ND	33.30	0.00	689.64
MW-52	722.94	5/18/2021	ND	33.18	0.00	689.76
MW-52	722.94	5/26/2021	ND	33.05	0.00	689.89
MW-52	722.94	5/31/2021	ND	33.24	0.00	689.70
MW-52	722.94	6/7/2021	ND	33.40	0.00	689.54
MW-52	722.94	6/14/2021	ND	33.55	0.00	689.39
MW-52	722.94	6/21/2021	ND	33.73	0.00	689.21
MW-52	722.94	7/1/2021	ND	33.61	0.00	689.33
MW-52	722.94	7/6/2021	ND	34.22	0.00	688.72
MW-52	722.94	7/14/2021	ND	34.03	0.00	688.91

Table 3
Summary of Monitoring Well Gauging Data
Colonial Pipeline Company
2020-L1-SR2448
Huntersville, North Carolina

Well ID	Top Of Casing Elevation[1]	Date	Depth to Free Product (ft btoc)	Depth to Groundwater (ft btoc)	Free Product Thickness (ft)	Groundwater Elevation[2] (ft btoc)
MW-53	707.49	10/3/2020	ND	29.76	0.00	677.73
MW-53	707.49	10/19/2020	ND	25.59	0.00	681.90
MW-53	707.49	10/26/2020	ND	25.51	0.00	681.98
MW-53	707.49	11/9/2020	ND	25.40	0.00	682.09
MW-53	707.49	11/18/2020	ND	25.20	0.00	682.29
MW-53	707.49	11/23/2020	ND	25.07	0.00	682.42
MW-53	707.49	12/7/2020	ND	24.86	0.00	682.63
MW-53	707.49	12/21/2020	ND	24.78	0.00	682.71
MW-53	707.49	12/26/2020	ND	27.74	0.00	679.75
MW-53	707.49	1/10/2021	ND	24.70	0.00	682.79
MW-53	707.49	1/19/2021	ND	25.10	0.00	682.39
MW-53	707.49	1/25/2021	ND	25.27	0.00	682.22
MW-53	707.49	2/1/2021	ND	25.20	0.00	682.29
MW-53	707.49	2/8/2021	ND	25.36	0.00	682.13
MW-53	707.49	2/16/2021	ND	24.86	0.00	682.63
MW-53	707.49	2/22/2021	ND	24.32	0.00	683.17
MW-53	707.49	3/4/2021	ND	24.14	0.00	683.35
MW-53	707.49	3/8/2021	ND	24.48	0.00	683.01
MW-53	707.49	3/15/2021	ND	24.56	0.00	682.93
MW-53	707.49	3/22/2021	ND	24.38	0.00	683.11
MW-53	707.49	4/1/2021	ND	23.79	0.00	683.70
MW-53	707.49	4/12/2021	ND	24.26	0.00	683.23
MW-53	707.49	4/19/2021	ND	24.64	0.00	682.85
MW-53	707.49	4/29/2021	ND	24.90	0.00	682.59
MW-53	707.49	5/3/2021	ND	24.96	0.00	682.53
MW-53	707.49	5/10/2021	ND	25.18	0.00	682.31
MW-53	707.49	5/18/2021	ND	25.42	0.00	682.07
MW-53	707.49	5/26/2021	ND	25.55	0.00	681.94
MW-53	707.49	5/31/2021	ND	25.86	0.00	681.63
MW-53	707.49	6/7/2021	ND	26.16	0.00	681.33
MW-53	707.49	6/14/2021	ND	26.26	0.00	681.23
MW-53	707.49	6/21/2021	ND	26.44	0.00	681.05
MW-53	707.49	7/1/2021	ND	27.59	0.00	679.90
MW-53	707.49	7/6/2021	ND	26.83	0.00	680.66
MW-53	707.49	7/14/2021	ND	26.90	0.00	680.59

Table 3
Summary of Monitoring Well Gauging Data
Colonial Pipeline Company
2020-L1-SR2448
Huntersville, North Carolina

Well ID	Top Of Casing Elevation[1]	Date	Depth to Free Product (ft btoc)	Depth to Groundwater (ft btoc)	Free Product Thickness (ft)	Groundwater Elevation[2] (ft btoc)
MW-54	707.97	10/3/2020	ND	25.60	0.00	682.37
MW-54	707.97	10/19/2020	ND	25.41	0.00	682.56
MW-54	707.97	10/26/2020	ND	25.35	0.00	682.62
MW-54	707.97	11/9/2020	ND	25.26	0.00	682.71
MW-54	707.97	11/18/2020	ND	25.16	0.00	682.81
MW-54	707.97	11/23/2020	ND	25.06	0.00	682.91
MW-54	707.97	12/7/2020	ND	24.79	0.00	683.18
MW-54	707.97	12/21/2020	ND	24.74	0.00	683.23
MW-54	707.97	12/26/2020	ND	24.74	0.00	683.23
MW-54	707.97	1/10/2021	ND	24.61	0.00	683.36
MW-54	707.97	1/19/2021	ND	24.96	0.00	683.01
MW-54	707.97	1/25/2021	ND	25.08	0.00	682.89
MW-54	707.97	2/1/2021	ND	25.08	0.00	682.89
MW-54	707.97	2/8/2021	ND	25.27	0.00	682.70
MW-54	707.97	2/16/2021	ND	24.82	0.00	683.15
MW-54	707.97	2/22/2021	ND	24.41	0.00	683.56
MW-54	707.97	3/4/2021	ND	24.07	0.00	683.90
MW-54	707.97	3/8/2021	ND	24.43	0.00	683.54
MW-54	707.97	3/15/2021	ND	24.45	0.00	683.52
MW-54	707.97	3/22/2021	ND	24.61	0.00	683.36
MW-54	707.97	4/1/2021	ND	24.01	0.00	683.96
MW-54	707.97	4/12/2021	ND	24.34	0.00	683.63
MW-54	707.97	4/19/2021	ND	24.71	0.00	683.26
MW-54	707.97	4/29/2021	ND	24.86	0.00	683.11
MW-54	707.97	5/3/2021	ND	24.82	0.00	683.15
MW-54	707.97	5/10/2021	ND	25.20	0.00	682.77
MW-54	707.97	5/18/2021	ND	25.53	0.00	682.44
MW-54	707.97	5/26/2021	ND	25.56	0.00	682.41
MW-54	707.97	5/31/2021	ND	25.93	0.00	682.04
MW-54	707.97	6/7/2021	ND	26.27	0.00	681.70
MW-54	707.97	6/14/2021	ND	26.33	0.00	681.64
MW-54	707.97	6/21/2021	ND	26.52	0.00	681.45
MW-54	707.97	7/1/2021	ND	26.63	0.00	681.34
MW-54	707.97	7/6/2021	ND	26.91	0.00	681.06
MW-54	707.97	7/14/2021	ND	26.92	0.00	681.05

Table 3
Summary of Monitoring Well Gauging Data
Colonial Pipeline Company
2020-L1-SR2448
Huntersville, North Carolina

Well ID	Top Of Casing Elevation[1]	Date	Depth to Free Product (ft btoc)	Depth to Groundwater (ft btoc)	Free Product Thickness (ft)	Groundwater Elevation[2] (ft btoc)
MW-55	745.50	10/3/2020	ND	55.30	0.00	690.20
MW-55	745.50	10/19/2020	ND	53.23	0.00	692.27
MW-55	745.50	10/26/2020	ND	53.20	0.00	692.30
MW-55	745.50	11/9/2020	ND	53.28	0.00	692.22
MW-55	745.50	11/18/2020	ND	53.63	0.00	691.87
MW-55	745.50	11/23/2020	ND	53.29	0.00	692.21
MW-55	745.50	12/7/2020	ARP	ARP	ARP	ARP
MW-55	745.50	12/21/2020	ARP	ARP	ARP	ARP
MW-55	745.50	12/26/2020	51.17	53.54	2.37	693.70
MW-55	745.50	1/10/2021	ARP	ARP	ARP	ARP
MW-55	745.50	1/19/2021	ARP	ARP	ARP	ARP
MW-55	745.50	1/25/2021	ARP	ARP	ARP	ARP
MW-55	745.50	2/1/2021	51.41	54.29	2.88	693.32
MW-55	745.50	2/8/2021	ARP	ARP	ARP	ARP
MW-55	745.50	2/16/2021	ARP	ARP	ARP	ARP
MW-55	745.50	2/22/2021	ARP	ARP	ARP	ARP
MW-55	743.95	3/4/2021	51.43	54.04	2.61	691.82
MW-55	743.95	3/15/2021	ARP	ARP	ARP	ARP
MW-55	743.95	3/22/2021	ARP	ARP	ARP	ARP
MW-55	743.95	4/1/2021	51.71	54.01	2.30	691.63
MW-55	743.95	4/12/2021	ARP	ARP	ARP	ARP
MW-55	743.95	4/19/2021	ARP	ARP	ARP	ARP
MW-55	743.95	4/29/2021	51.91	53.36	1.45	691.65
MW-55	743.95	5/3/2021	ARP	ARP	ARP	ARP
MW-55	743.95	5/10/2021	ARP	ARP	ARP	ARP
MW-55	743.95	5/18/2021	ARP	ARP	ARP	ARP
MW-55	743.95	5/26/2021	51.85	53.64	1.79	691.62
MW-55	743.95	5/31/2021	ARP	ARP	ARP	ARP
MW-55	743.95	6/7/2021	ARP	ARP	ARP	ARP
MW-55	743.95	6/14/2021	ARP	ARP	ARP	ARP
MW-55	743.95	6/21/2021	ARP	ARP	ARP	ARP
MW-55	743.95	7/1/2021	52.77	52.93	0.16	691.14
MW-55	743.95	7/6/2021	ARP	ARP	ARP	ARP
MW-55	743.95	7/14/2021	52.88	53.02	0.14	691.03

Table 3
Summary of Monitoring Well Gauging Data
Colonial Pipeline Company
2020-L1-SR2448
Huntersville, North Carolina

Well ID	Top Of Casing Elevation[1]	Date	Depth to Free Product (ft btoc)	Depth to Groundwater (ft btoc)	Free Product Thickness (ft)	Groundwater Elevation[2] (ft btoc)
MW-56	681.53	10/3/2020	ND	12.27	0.00	669.26
MW-56	681.53	10/19/2020	ND	11.86	0.00	669.67
MW-56	681.53	10/26/2020	ND	11.76	0.00	669.77
MW-56	681.53	11/9/2020	ND	11.36	0.00	670.17
MW-56	681.53	11/18/2020	ND	11.11	0.00	670.42
MW-56	681.53	11/23/2020	ND	10.95	0.00	670.58
MW-56	681.53	12/7/2020	ND	10.49	0.00	671.04
MW-56	681.53	12/21/2020	ND	10.16	0.00	671.37
MW-56	681.53	12/26/2020	ND	10.30	0.00	671.23
MW-56	681.53	1/10/2021	ND	10.04	0.00	671.49
MW-56	681.53	1/19/2021	ND	10.03	0.00	671.50
MW-56	681.53	1/25/2021	ND	9.82	0.00	671.71
MW-56	681.53	2/1/2021	ND	9.33	0.00	672.20
MW-56	681.53	2/8/2021	ND	9.68	0.00	671.85
MW-56	681.53	2/16/2021	ND	8.94	0.00	672.59
MW-56	681.53	2/22/2021	ND	5.72	0.00	675.81
MW-56	681.53	3/4/2021	ND	8.62	0.00	672.91
MW-56	681.53	3/8/2021	ND	8.99	0.00	672.54
MW-56	681.53	3/15/2021	ND	9.04	0.00	672.49
MW-56	681.53	3/22/2021	ND	8.61	0.00	672.92
MW-56	681.53	4/1/2021	ND	8.19	0.00	673.34
MW-56	681.53	4/12/2021	ND	8.28	0.00	673.25
MW-56	681.53	4/19/2021	ND	8.58	0.00	672.95
MW-56	681.53	4/29/2021	ND	8.88	0.00	672.65
MW-56	681.53	5/3/2021	ND	8.99	0.00	672.54
MW-56	681.53	5/10/2021	ND	9.28	0.00	672.25
MW-56	681.53	5/18/2021	ND	9.64	0.00	671.89
MW-56	681.53	5/26/2021	ND	10.04	0.00	671.49
MW-56	681.53	5/31/2021	ND	10.45	0.00	671.08
MW-56	681.53	6/7/2021	ND	10.65	0.00	670.88
MW-56	681.53	6/14/2021	ND	10.54	0.00	670.99
MW-56	681.53	6/21/2021	ND	10.74	0.00	670.79
MW-56	681.53	7/1/2021	ND	11.53	0.00	670.00
MW-56	681.53	7/6/2021	ND	11.29	0.00	670.24
MW-56	681.53	7/14/2021	ND	11.53	0.00	670.00

Table 3
Summary of Monitoring Well Gauging Data
Colonial Pipeline Company
2020-L1-SR2448
Huntersville, North Carolina

Well ID	Top Of Casing Elevation[1]	Date	Depth to Free Product (ft btoc)	Depth to Groundwater (ft btoc)	Free Product Thickness (ft)	Groundwater Elevation[2] (ft btoc)
MW-57	687.07	10/3/2020	ND	13.71	0.00	673.36
MW-57	687.07	10/19/2020	ND	13.11	0.00	673.96
MW-57	687.07	10/26/2020	ND	13.05	0.00	674.02
MW-57	687.07	11/9/2020	ND	12.20	0.00	674.87
MW-57	687.07	11/18/2020	ND	12.25	0.00	674.82
MW-57	687.07	11/23/2020	ND	12.19	0.00	674.88
MW-57	687.07	12/7/2020	ND	11.64	0.00	675.43
MW-57	687.07	12/21/2020	ND	11.26	0.00	675.81
MW-57	687.07	12/26/2020	ND	11.20	0.00	675.87
MW-57	687.07	1/10/2021	ND	10.91	0.00	676.16
MW-57	687.07	1/19/2021	ND	10.96	0.00	676.11
MW-57	687.07	1/25/2021	ND	10.83	0.00	676.24
MW-57	687.07	2/1/2021	ND	10.21	0.00	676.86
MW-57	687.07	2/8/2021	ND	10.32	0.00	676.75
MW-57	687.07	2/16/2021	ND	9.53	0.00	677.54
MW-57	687.07	2/22/2021	ND	6.29	0.00	680.78
MW-57	687.07	3/4/2021	ND	9.12	0.00	677.95
MW-57	687.07	3/8/2021	ND	9.46	0.00	677.61
MW-57	687.07	3/15/2021	ND	9.49	0.00	677.58
MW-57	687.07	3/22/2021	NM	NM	NM	NM
MW-57	687.07	4/1/2021	ND	8.09	0.00	678.98
MW-57	687.07	4/12/2021	ND	8.25	0.00	678.82
MW-57	687.07	4/19/2021	ND	8.52	0.00	678.55
MW-57	687.07	4/29/2021	ND	8.84	0.00	678.23
MW-57	687.07	5/3/2021	ND	8.98	0.00	678.09
MW-57	687.07	5/10/2021	ND	9.31	0.00	677.76
MW-57	687.07	5/18/2021	ND	10.73	0.00	676.34
MW-57	687.07	5/26/2021	ND	10.24	0.00	676.83
MW-57	687.07	5/31/2021	ND	10.66	0.00	676.41
MW-57	687.07	6/7/2021	ND	10.97	0.00	676.10
MW-57	687.07	6/14/2021	ND	10.95	0.00	676.12
MW-57	687.07	6/21/2021	ND	11.26	0.00	675.81
MW-57	687.07	7/1/2021	ND	11.64	0.00	675.43
MW-57	687.07	7/6/2021	ND	11.93	0.00	675.14
MW-57	687.07	7/14/2021	ND	12.27	0.00	674.80

Table 3
Summary of Monitoring Well Gauging Data
Colonial Pipeline Company
2020-L1-SR2448
Huntersville, North Carolina

Well ID	Top Of Casing Elevation[1]	Date	Depth to Free Product (ft btoc)	Depth to Groundwater (ft btoc)	Free Product Thickness (ft)	Groundwater Elevation[2] (ft btoc)
MW-58	717.30	10/3/2020	ND	29.77	0.00	687.53
MW-58	717.30	10/19/2020	ND	29.78	0.00	687.52
MW-58	717.30	10/26/2020	ND	29.74	0.00	687.56
MW-58	717.30	11/9/2020	ND	29.60	0.00	687.70
MW-58	717.30	11/18/2020	ND	29.59	0.00	687.71
MW-58	717.30	11/23/2020	ND	29.54	0.00	687.76
MW-58	717.30	12/7/2020	ND	29.28	0.00	688.02
MW-58	717.30	12/21/2020	ND	29.23	0.00	688.07
MW-58	717.30	12/26/2020	ND	29.31	0.00	687.99
MW-58	717.30	1/10/2021	ND	29.09	0.00	688.21
MW-58	717.30	1/19/2021	ND	29.03	0.00	688.27
MW-58	717.30	1/25/2021	ND	28.88	0.00	688.42
MW-58	717.30	2/1/2021	ND	28.83	0.00	688.47
MW-58	717.30	2/8/2021	ND	28.99	0.00	688.31
MW-58	717.30	2/16/2021	ND	28.78	0.00	688.52
MW-58	717.30	2/22/2021	ND	28.65	0.00	688.65
MW-58	717.30	3/4/2021	ND	28.48	0.00	688.82
MW-58	717.30	3/8/2021	ND	28.62	0.00	688.68
MW-58	717.30	3/15/2021	ND	28.48	0.00	688.82
MW-58	717.30	3/22/2021	ND	28.31	0.00	688.99
MW-58	717.30	4/1/2021	ND	28.18	0.00	689.12
MW-58	717.30	4/12/2021	ND	27.86	0.00	689.44
MW-58	717.30	4/19/2021	ND	28.71	0.00	688.59
MW-58	717.30	4/29/2021	ND	27.71	0.00	689.59
MW-58	717.30	5/3/2021	ND	27.67	0.00	689.63
MW-58	717.30	5/10/2021	ND	27.72	0.00	689.58
MW-58	717.30	5/18/2021	ND	27.79	0.00	689.51
MW-58	717.30	5/26/2021	ND	27.80	0.00	689.50
MW-58	717.30	5/31/2021	ND	27.96	0.00	689.34
MW-58	717.30	6/7/2021	ND	28.00	0.00	689.30
MW-58	717.30	6/14/2021	ND	28.10	0.00	689.20
MW-58	717.30	6/21/2021	ND	28.24	0.00	689.06
MW-58	717.30	7/1/2021	ND	28.43	0.00	688.87
MW-58	717.30	7/6/2021	ND	28.62	0.00	688.68
MW-58	717.30	7/14/2021	ND	28.76	0.00	688.54

Table 3
Summary of Monitoring Well Gauging Data
Colonial Pipeline Company
2020-L1-SR2448
Huntersville, North Carolina

Well ID	Top Of Casing Elevation[1]	Date	Depth to Free Product (ft btoc)	Depth to Groundwater (ft btoc)	Free Product Thickness (ft)	Groundwater Elevation[2] (ft btoc)
MW-59	719.38	10/3/2020	ND	31.26	0.00	688.12
MW-59	719.38	10/19/2020	ND	31.19	0.00	688.19
MW-59	719.38	10/26/2020	ND	31.18	0.00	688.20
MW-59	719.38	10/28/2020	ND	33.18	0.00	686.20
MW-59	719.38	11/9/2020	ND	31.03	0.00	688.35
MW-59	719.38	11/18/2020	ND	31.05	0.00	688.33
MW-59	719.38	11/23/2020	ND	30.99	0.00	688.39
MW-59	719.38	12/7/2020	ND	30.76	0.00	688.62
MW-59	719.38	12/21/2020	ND	37.80	0.00	681.58
MW-59	719.38	12/26/2020	ND	30.83	0.00	688.55
MW-59	719.38	1/10/2021	ND	30.68	0.00	688.70
MW-59	719.38	1/19/2021	ND	30.70	0.00	688.68
MW-59	719.38	1/25/2021	ND	30.61	0.00	688.77
MW-59	719.38	2/1/2021	ND	30.57	0.00	688.81
MW-59	719.38	2/8/2021	ND	30.78	0.00	688.60
MW-59	719.38	2/16/2021	ND	30.55	0.00	688.83
MW-59	719.38	2/22/2021	ND	30.43	0.00	688.95
MW-59	719.38	3/4/2021	ND	30.25	0.00	689.13
MW-59	719.38	3/8/2021	ND	30.36	0.00	689.02
MW-59	719.38	3/15/2021	ND	30.24	0.00	689.14
MW-59	719.38	3/22/2021	ND	30.10	0.00	689.28
MW-59	719.38	4/1/2021	ND	29.96	0.00	689.42
MW-59	719.38	4/12/2021	ND	29.67	0.00	689.71
MW-59	719.38	4/19/2021	ND	29.64	0.00	689.74
MW-59	719.38	4/29/2021	ND	29.55	0.00	689.83
MW-59	719.38	5/3/2021	ND	29.52	0.00	689.86
MW-59	719.38	5/10/2021	ND	29.58	0.00	689.80
MW-59	719.38	5/18/2021	ND	29.64	0.00	689.74
MW-59	719.38	5/26/2021	ND	29.67	0.00	689.71
MW-59	719.38	5/31/2021	ND	29.86	0.00	689.52
MW-59	719.38	6/7/2021	ND	29.91	0.00	689.47
MW-59	719.38	6/14/2021	ND	30.01	0.00	689.37
MW-59	719.38	6/21/2021	ND	30.19	0.00	689.19
MW-59	719.38	7/1/2021	ND	30.33	0.00	689.05
MW-59	719.38	7/6/2021	ND	30.59	0.00	688.79
MW-59	719.38	7/14/2021	ND	30.72	0.00	688.66

Table 3
Summary of Monitoring Well Gauging Data
Colonial Pipeline Company
2020-L1-SR2448
Huntersville, North Carolina

Well ID	Top Of Casing Elevation[1]	Date	Depth to Free Product (ft btoc)	Depth to Groundwater (ft btoc)	Free Product Thickness (ft)	Groundwater Elevation[2] (ft btoc)
MW-60	726.76	1/10/2020	ND	32.99	0.00	693.77
MW-60	726.76	10/8/2020	ND	33.60	0.00	693.16
MW-60	726.76	10/19/2020	ND	33.62	0.00	693.14
MW-60	726.76	10/26/2020	ND	33.58	0.00	693.18
MW-60	726.76	11/9/2020	ND	33.49	0.00	693.27
MW-60	726.76	11/18/2020	ND	33.48	0.00	693.28
MW-60	726.76	11/23/2020	ND	33.33	0.00	693.43
MW-60	726.76	12/7/2020	ND	33.11	0.00	693.65
MW-60	726.76	12/21/2020	ND	33.07	0.00	693.69
MW-60	726.76	12/26/2020	ND	33.08	0.00	693.68
MW-60	726.76	1/19/2021	ND	32.90	0.00	693.86
MW-60	726.76	1/25/2021	ND	32.62	0.00	694.14
MW-60	726.76	2/1/2021	ND	32.64	0.00	694.12
MW-60	726.76	2/8/2021	ND	32.78	0.00	693.98
MW-60	726.76	2/16/2021	ND	32.58	0.00	694.18
MW-60	726.76	2/22/2021	ND	32.30	0.00	694.46
MW-60	726.76	3/4/2021	ND	32.14	0.00	694.62
MW-60	726.76	3/8/2021	ND	32.08	0.00	694.68
MW-60	726.76	3/15/2021	ND	32.07	0.00	694.69
MW-60	726.76	3/22/2021	ND	31.96	0.00	694.80
MW-60	726.76	4/1/2021	ND	31.72	0.00	695.04
MW-60	726.76	4/12/2021	ND	31.42	0.00	695.34
MW-60	726.76	4/19/2021	ND	31.28	0.00	695.48
MW-60	726.76	4/29/2021	ND	31.25	0.00	695.51
MW-60	726.76	5/3/2021	ND	31.23	0.00	695.53
MW-60	726.76	5/10/2021	ND	31.36	0.00	695.40
MW-60	726.76	5/18/2021	ND	31.63	0.00	695.13
MW-60	726.76	5/26/2021	ND	31.72	0.00	695.04
MW-60	726.76	5/31/2021	ND	31.98	0.00	694.78
MW-60	726.76	6/7/2021	ND	31.99	0.00	694.77
MW-60	726.76	6/14/2021	ND	32.23	0.00	694.53
MW-60	726.76	6/21/2021	ND	32.39	0.00	694.37
MW-60	726.76	7/1/2021	ND	32.58	0.00	694.18
MW-60	726.76	7/6/2021	ND	32.77	0.00	693.99
MW-60	726.76	7/14/2021	ND	32.99	0.00	693.77

Table 3
Summary of Monitoring Well Gauging Data
Colonial Pipeline Company
2020-L1-SR2448
Huntersville, North Carolina

Well ID	Top Of Casing Elevation[1]	Date	Depth to Free Product (ft btoc)	Depth to Groundwater (ft btoc)	Free Product Thickness (ft)	Groundwater Elevation[2] (ft btoc)
MW-61	746.57	11/9/2020	ND	52.13	0.00	694.44
MW-61	746.57	11/18/2020	NM	NM	NM	NM
MW-61	746.57	11/23/2020	ND	54.01	0.00	692.56
MW-61	746.57	12/7/2020	ND	54.29	0.00	692.28
MW-61	746.57	12/21/2020	ARP	ARP	ARP	ARP
MW-61	746.57	12/26/2020	54.43	54.96	0.53	692.00
MW-61	746.57	1/10/2021	ARP	ARP	ARP	ARP
MW-61	746.57	1/19/2021	ARP	ARP	ARP	ARP
MW-61	746.57	1/25/2021	ARP	ARP	ARP	ARP
MW-61	746.57	2/1/2021	54.76	55.03	0.27	691.73
MW-61	746.57	2/8/2021	ARP	ARP	ARP	ARP
MW-61	746.57	2/16/2021	ARP	ARP	ARP	ARP
MW-61	746.57	2/22/2021	ARP	ARP	ARP	ARP
MW-61	746.57	3/4/2021	54.61	55.37	0.76	691.76
MW-61	746.57	3/8/2021	ARP	ARP	ARP	ARP
MW-61	746.57	3/15/2021	ARP	ARP	ARP	ARP
MW-61	746.57	3/22/2021	ARP	ARP	ARP	ARP
MW-61	746.60	4/1/2021	54.86	55.06	0.20	691.68
MW-61	746.60	4/12/2021	ARP	ARP	ARP	ARP
MW-61	746.60	4/19/2021	ARP	ARP	ARP	ARP
MW-61	746.60	4/29/2021	54.80	55.18	0.38	691.69
MW-61	746.60	5/3/2021	ARP	ARP	ARP	ARP
MW-61	746.60	5/10/2021	ARP	ARP	ARP	ARP
MW-61	746.60	5/18/2021	ARP	ARP	ARP	ARP
MW-61	746.60	5/26/2021	54.83	55.08	0.25	691.70
MW-61	746.60	5/31/2021	ARP	ARP	ARP	ARP
MW-61	746.60	6/7/2021	ARP	ARP	ARP	ARP
MW-61	746.60	6/14/2021	ARP	ARP	ARP	ARP
MW-61	746.60	6/21/2021	ARP	ARP	ARP	ARP
MW-61	746.60	7/1/2021	ND	55.28	0.00	691.32
MW-61	746.60	7/6/2021	ARP	ARP	ARP	ARP
MW-61	746.60	7/14/2021	ND	55.35	0.00	691.25

Table 3
Summary of Monitoring Well Gauging Data
Colonial Pipeline Company
2020-L1-SR2448
Huntersville, North Carolina

Well ID	Top Of Casing Elevation[1]	Date	Depth to Free Product (ft btoc)	Depth to Groundwater (ft btoc)	Free Product Thickness (ft)	Groundwater Elevation[2] (ft btoc)
MW-62	729.79	11/23/2020	NM	NM	NM	NM
MW-62	729.79	12/7/2020	ND	36.95	0.00	692.84
MW-62	729.79	12/21/2020	ND	36.91	0.00	692.88
MW-62	729.79	12/26/2020	ND	36.98	0.00	692.81
MW-62	729.79	1/10/2021	ND	36.85	0.00	692.94
MW-62	729.79	1/19/2021	ND	36.76	0.00	693.03
MW-62	729.79	1/25/2021	ND	36.54	0.00	693.25
MW-62	729.79	2/1/2021	ND	36.54	0.00	693.25
MW-62	729.79	2/8/2021	ND	36.61	0.00	693.18
MW-62	729.79	2/16/2021	ND	36.45	0.00	693.34
MW-62	729.79	2/22/2021	ND	36.31	0.00	693.48
MW-62	729.79	3/4/2021	ND	36.13	0.00	693.66
MW-62	729.79	3/8/2021	ND	36.16	0.00	693.63
MW-62	729.79	3/15/2021	ND	36.00	0.00	693.79
MW-62	729.79	3/22/2021	ND	35.87	0.00	693.92
MW-62	729.79	4/1/2021	ND	35.67	0.00	694.12
MW-62	729.79	4/12/2021	ND	35.38	0.00	694.41
MW-62	729.79	4/19/2021	ND	35.23	0.00	694.56
MW-62	729.79	4/29/2021	ND	35.10	0.00	694.69
MW-62	729.79	5/3/2021	ND	35.05	0.00	694.74
MW-62	729.79	5/10/2021	ND	35.80	0.00	693.99
MW-62	729.79	5/18/2021	ND	35.18	0.00	694.61
MW-62	729.79	5/26/2021	ND	35.18	0.00	694.61
MW-62	729.79	5/31/2021	ND	35.32	0.00	694.47
MW-62	729.79	6/7/2021	ND	35.31	0.00	694.48
MW-62	729.79	6/14/2021	ND	35.45	0.00	694.34
MW-62	729.79	6/21/2021	ND	35.55	0.00	694.24
MW-62	729.79	7/1/2021	ND	35.69	0.00	694.10
MW-62	729.79	7/6/2021	ND	36.85	0.00	692.94
MW-62	729.79	7/14/2021	ND	36.04	0.00	693.75

Table 3
Summary of Monitoring Well Gauging Data
Colonial Pipeline Company
2020-L1-SR2448
Huntersville, North Carolina

Well ID	Top Of Casing Elevation[1]	Date	Depth to Free Product (ft btoc)	Depth to Groundwater (ft btoc)	Free Product Thickness (ft)	Groundwater Elevation[2] (ft btoc)
MW-63	725.76	11/23/2020	ND	39.44	0.00	686.32
MW-63	725.76	12/7/2020	ND	39.37	0.00	686.39
MW-63	725.76	12/21/2020	ND	39.70	0.00	686.06
MW-63	725.76	12/26/2020	ND	39.69	0.00	686.07
MW-63	725.76	1/10/2021	ND	39.95	0.00	685.81
MW-63	725.76	1/19/2021	ND	40.83	0.00	684.93
MW-63	725.76	1/25/2021	ND	40.88	0.00	684.88
MW-63	725.76	2/1/2021	ND	40.82	0.00	684.94
MW-63	725.76	2/8/2021	ND	41.24	0.00	684.52
MW-63	725.76	2/16/2021	ND	40.90	0.00	684.86
MW-63	725.76	2/22/2021	ND	40.85	0.00	684.91
MW-63	725.76	3/4/2021	ND	40.54	0.00	685.22
MW-63	725.76	3/8/2021	ND	40.70	0.00	685.06
MW-63	725.76	3/15/2021	ND	40.73	0.00	685.03
MW-63	725.76	3/22/2021	ND	40.69	0.00	685.07
MW-63	725.76	4/1/2021	ND	40.43	0.00	685.33
MW-63	725.76	4/12/2021	ND	40.54	0.00	685.22
MW-63	725.76	4/19/2021	ND	45.30	0.00	680.46
MW-63	725.76	4/29/2021	ND	40.24	0.00	685.52
MW-63	725.76	5/3/2021	ND	40.31	0.00	685.45
MW-63	725.76	5/10/2021	ND	40.21	0.00	685.55
MW-63	725.76	5/18/2021	ND	40.28	0.00	685.48
MW-63	725.76	5/26/2021	ND	40.10	0.00	685.66
MW-63	725.76	5/31/2021	ND	40.33	0.00	685.43
MW-63	725.76	6/7/2021	ND	40.49	0.00	685.27
MW-63	725.76	6/14/2021	ND	40.53	0.00	685.23
MW-63	725.76	6/21/2021	ND	40.59	0.00	685.17
MW-63	725.76	7/1/2021	ND	40.55	0.00	685.21
MW-63	725.76	7/6/2021	ND	40.83	0.00	684.93
MW-63	725.76	7/14/2021	ND	40.65	0.00	685.11

Table 3
Summary of Monitoring Well Gauging Data
Colonial Pipeline Company
2020-L1-SR2448
Huntersville, North Carolina

Well ID	Top Of Casing Elevation[1]	Date	Depth to Free Product (ft btoc)	Depth to Groundwater (ft btoc)	Free Product Thickness (ft)	Groundwater Elevation[2] (ft btoc)
MW-64	730.39	12/26/2020	ND	38.24	0.00	692.15
MW-64	730.39	1/10/2021	ND	38.30	0.00	692.09
MW-64	730.39	1/19/2021	ND	38.24	0.00	692.15
MW-64	730.39	1/25/2021	ND	38.18	0.00	692.21
MW-64	730.39	2/1/2021	ND	38.24	0.00	692.15
MW-64	730.39	2/8/2021	ND	38.39	0.00	692.00
MW-64	730.39	2/16/2021	ND	38.19	0.00	692.20
MW-64	730.39	2/22/2021	ND	38.14	0.00	692.25
MW-64	730.39	3/4/2021	ND	38.14	0.00	692.25
MW-64	730.39	3/8/2021	ND	38.23	0.00	692.16
MW-64	730.39	3/15/2021	ND	38.12	0.00	692.27
MW-64	730.39	3/22/2021	ND	38.07	0.00	692.32
MW-64	730.39	4/1/2021	ND	37.91	0.00	692.48
MW-64	730.39	4/12/2021	ND	37.86	0.00	692.53
MW-64	730.39	4/19/2021	ND	37.86	0.00	692.53
MW-64	730.39	4/29/2021	ND	37.76	0.00	692.63
MW-64	730.39	5/3/2021	ND	37.69	0.00	692.70
MW-64	730.39	5/10/2021	ND	37.72	0.00	692.67
MW-64	730.39	5/18/2021	ND	37.78	0.00	692.61
MW-64	730.39	5/26/2021	ND	37.79	0.00	692.60
MW-64	730.39	5/31/2021	ND	37.92	0.00	692.47
MW-64	730.39	6/7/2021	ND	37.83	0.00	692.56
MW-64	730.39	6/14/2021	ND	37.92	0.00	692.47
MW-64	730.39	6/21/2021	ND	38.01	0.00	692.38
MW-64	730.39	7/1/2021	ND	38.16	0.00	692.23
MW-64	730.39	7/6/2021	ND	38.27	0.00	692.12
MW-64	730.39	7/14/2021	ND	38.35	0.00	692.04

Table 3
Summary of Monitoring Well Gauging Data
Colonial Pipeline Company
2020-L1-SR2448
Huntersville, North Carolina

Well ID	Top Of Casing Elevation[1]	Date	Depth to Free Product (ft btoc)	Depth to Groundwater (ft btoc)	Free Product Thickness (ft)	Groundwater Elevation[2] (ft btoc)
MW-65	714.46	12/26/2020	ND	23.38	0.00	691.08
MW-65	714.46	1/10/2021	ND	23.17	0.00	691.29
MW-65	714.46	1/19/2021	ND	23.11	0.00	691.35
MW-65	714.46	1/25/2021	ND	23.08	0.00	691.38
MW-65	714.46	2/1/2021	ND	23.06	0.00	691.40
MW-65	714.46	2/8/2021	ND	23.08	0.00	691.38
MW-65	714.46	2/16/2021	ND	22.89	0.00	691.57
MW-65	714.46	2/22/2021	ND	22.68	0.00	691.78
MW-65	714.46	3/4/2021	ND	22.45	0.00	692.01
MW-65	714.46	3/8/2021	ND	22.48	0.00	691.98
MW-65	714.46	3/15/2021	ND	22.36	0.00	692.10
MW-65	714.46	3/22/2021	ND	22.31	0.00	692.15
MW-65	714.46	4/1/2021	ND	22.03	0.00	692.43
MW-65	714.46	4/12/2021	ND	21.84	0.00	692.62
MW-65	714.46	4/19/2021	ND	21.87	0.00	692.59
MW-65	714.46	4/29/2021	ND	21.94	0.00	692.52
MW-65	714.46	5/3/2021	ND	21.96	0.00	692.50
MW-65	714.46	5/10/2021	ND	22.08	0.00	692.38
MW-65	714.46	5/18/2021	ND	22.28	0.00	692.18
MW-65	714.46	5/26/2021	ND	22.41	0.00	692.05
MW-65	714.46	5/31/2021	ND	22.56	0.00	691.90
MW-65	714.46	6/7/2021	ND	22.65	0.00	691.81
MW-65	714.46	6/14/2021	ND	22.72	0.00	691.74
MW-65	714.46	6/21/2021	ND	22.85	0.00	691.61
MW-65	714.46	7/1/2021	ND	23.06	0.00	691.40
MW-65	714.46	7/6/2021	ND	23.20	0.00	691.26
MW-65	714.46	7/14/2021	ND	23.39	0.00	691.07

Table 3
Summary of Monitoring Well Gauging Data
Colonial Pipeline Company
2020-L1-SR2448
Huntersville, North Carolina

Well ID	Top Of Casing Elevation[1]	Date	Depth to Free Product (ft btoc)	Depth to Groundwater (ft btoc)	Free Product Thickness (ft)	Groundwater Elevation[2] (ft btoc)
MW-66	731.43	12/26/2020	ND	40.59	0.00	690.84
MW-66	731.43	1/10/2021	ND	38.40	0.00	693.03
MW-66	731.43	1/19/2021	ND	38.36	0.00	693.07
MW-66	731.43	1/25/2021	ND	28.38	0.00	703.05
MW-66	731.43	2/1/2021	ND	38.48	0.00	692.95
MW-66	731.43	2/8/2021	ND	38.69	0.00	692.74
MW-66	731.43	2/16/2021	ND	38.49	0.00	692.94
MW-66	731.43	2/22/2021	ND	38.46	0.00	692.97
MW-66	731.43	3/4/2021	ND	38.43	0.00	693.00
MW-66	731.43	3/8/2021	ND	38.54	0.00	692.89
MW-66	731.43	3/15/2021	ND	38.50	0.00	692.93
MW-66	731.43	3/22/2021	ND	38.57	0.00	692.86
MW-66	731.43	4/1/2021	ND	38.46	0.00	692.97
MW-66	731.43	4/12/2021	ND	38.35	0.00	693.08
MW-66	731.43	4/19/2021	ND	38.34	0.00	693.09
MW-66	731.43	4/29/2021	ND	38.28	0.00	693.15
MW-66	731.43	5/3/2021	ND	38.21	0.00	693.22
MW-66	731.43	5/10/2021	ND	38.38	0.00	693.05
MW-66	731.43	5/18/2021	ND	38.58	0.00	692.85
MW-66	731.43	5/26/2021	ND	38.62	0.00	692.81
MW-66	731.43	5/31/2021	ND	38.81	0.00	692.62
MW-66	731.43	6/7/2021	ND	38.82	0.00	692.61
MW-66	731.43	6/14/2021	ND	38.91	0.00	692.52
MW-66	731.43	6/21/2021	ND	38.95	0.00	692.48
MW-66	731.43	7/1/2021	ND	39.22	0.00	692.21
MW-66	731.43	7/6/2021	ND	39.40	0.00	692.03
MW-66	731.43	7/14/2021	ND	39.52	0.00	691.91

Table 3
Summary of Monitoring Well Gauging Data
Colonial Pipeline Company
2020-L1-SR2448
Huntersville, North Carolina

Well ID	Top Of Casing Elevation[1]	Date	Depth to Free Product (ft btoc)	Depth to Groundwater (ft btoc)	Free Product Thickness (ft)	Groundwater Elevation[2] (ft btoc)
MW-67	724.32	12/26/2020	ND	32.06	0.00	692.26
MW-67	724.32	1/10/2021	ND	30.96	0.00	693.36
MW-67	724.32	1/19/2021	ND	30.93	0.00	693.39
MW-67	724.32	1/25/2021	ND	30.93	0.00	693.39
MW-67	724.32	2/1/2021	ND	31.02	0.00	693.30
MW-67	724.32	2/8/2021	ND	31.20	0.00	693.12
MW-67	724.32	2/16/2021	ND	31.06	0.00	693.26
MW-67	724.32	2/22/2021	ND	31.00	0.00	693.32
MW-67	724.32	3/4/2021	ND	30.98	0.00	693.34
MW-67	724.32	3/8/2021	ND	31.07	0.00	693.25
MW-67	724.32	3/15/2021	ND	31.02	0.00	693.30
MW-67	724.32	3/22/2021	ND	31.04	0.00	693.28
MW-67	724.32	4/1/2021	ND	30.95	0.00	693.37
MW-67	724.32	4/12/2021	ND	30.77	0.00	693.55
MW-67	724.32	4/19/2021	ND	30.75	0.00	693.57
MW-67	724.32	4/29/2021	ND	30.70	0.00	693.62
MW-67	724.32	5/3/2021	ND	30.65	0.00	693.67
MW-67	724.32	5/10/2021	ND	30.76	0.00	693.56
MW-67	724.32	5/18/2021	ND	31.00	0.00	693.32
MW-67	724.32	5/26/2021	ND	31.08	0.00	693.24
MW-67	724.32	5/31/2021	ND	31.27	0.00	693.05
MW-67	724.32	6/7/2021	ND	31.29	0.00	693.03
MW-67	724.32	6/14/2021	ND	31.42	0.00	692.90
MW-67	724.32	6/21/2021	ND	31.48	0.00	692.84
MW-67	724.32	7/1/2021	ND	31.73	0.00	692.59
MW-67	724.32	7/6/2021	ND	31.90	0.00	692.42
MW-67	724.32	7/14/2021	ND	32.06	0.00	692.26

Table 3
Summary of Monitoring Well Gauging Data
Colonial Pipeline Company
2020-L1-SR2448
Huntersville, North Carolina

Well ID	Top Of Casing Elevation[1]	Date	Depth to Free Product (ft btoc)	Depth to Groundwater (ft btoc)	Free Product Thickness (ft)	Groundwater Elevation[2] (ft btoc)
MW-68	731.84	12/26/2020	ND	38.03	0.00	693.81
MW-68	731.84	1/10/2021	ND	38.12	0.00	693.72
MW-68	731.84	1/19/2021	ND	38.09	0.00	693.75
MW-68	731.84	1/25/2021	ND	28.22	0.00	703.62
MW-68	731.84	2/1/2021	ND	38.28	0.00	693.56
MW-68	731.84	2/8/2021	ND	38.55	0.00	693.29
MW-68	731.84	2/16/2021	ND	38.38	0.00	693.46
MW-68	731.84	2/22/2021	ND	38.30	0.00	693.54
MW-68	731.84	3/4/2021	ND	38.28	0.00	693.56
MW-68	731.84	3/8/2021	ND	38.47	0.00	693.37
MW-68	731.84	3/15/2021	ND	38.60	0.00	693.24
MW-68	731.84	3/22/2021	ND	38.63	0.00	693.21
MW-68	731.84	4/1/2021	ND	38.36	0.00	693.48
MW-68	731.84	4/12/2021	ND	38.18	0.00	693.66
MW-68	731.84	4/19/2021	ND	38.19	0.00	693.65
MW-68	731.84	4/29/2021	ND	38.09	0.00	693.75
MW-68	731.84	5/3/2021	ND	38.00	0.00	693.84
MW-68	731.84	5/10/2021	ND	38.29	0.00	693.55
MW-68	731.84	5/18/2021	ND	38.75	0.00	693.09
MW-68	731.84	5/26/2021	ND	38.72	0.00	693.12
MW-68	731.84	5/31/2021	ND	39.13	0.00	692.71
MW-68	731.84	6/7/2021	ND	41.49	0.00	690.35
MW-68	731.84	6/14/2021	ND	39.40	0.00	692.44
MW-68	731.84	6/21/2021	ND	39.15	0.00	692.69
MW-68	731.84	7/1/2021	ND	39.55	0.00	692.29
MW-68	731.84	7/6/2021	ND	40.00	0.00	691.84
MW-68	731.84	7/14/2021	ND	39.95	0.00	691.89

Table 3
Summary of Monitoring Well Gauging Data
Colonial Pipeline Company
2020-L1-SR2448
Huntersville, North Carolina

Well ID	Top Of Casing Elevation[1]	Date	Depth to Free Product (ft btoc)	Depth to Groundwater (ft btoc)	Free Product Thickness (ft)	Groundwater Elevation[2] (ft btoc)
MW-69	741.74	12/26/2020	ND	49.96	0.00	691.78
MW-69	741.74	1/10/2021	ND	49.70	0.00	692.04
MW-69	741.74	1/19/2021	ND	50.19	0.00	691.55
MW-69	741.74	1/25/2021	ND	50.17	0.00	691.57
MW-69	741.74	2/1/2021	ND	50.18	0.00	691.56
MW-69	741.74	2/8/2021	ND	50.44	0.00	691.30
MW-69	741.74	2/16/2021	ND	50.12	0.00	691.62
MW-69	741.74	2/22/2021	ND	50.13	0.00	691.61
MW-69	741.74	3/4/2021	ND	50.14	0.00	691.60
MW-69	741.74	3/8/2021	ND	50.29	0.00	691.45
MW-69	741.74	3/15/2021	ND	50.25	0.00	691.49
MW-69	741.74	3/22/2021	ND	50.24	0.00	691.50
MW-69	741.74	4/1/2021	ND	50.19	0.00	691.55
MW-69	741.74	4/12/2021	ND	50.52	0.00	691.22
MW-69	741.74	4/19/2021	ND	50.54	0.00	691.20
MW-69	741.74	4/29/2021	ND	50.15	0.00	691.59
MW-69	741.74	5/3/2021	ND	50.41	0.00	691.33
MW-69	741.74	5/10/2021	ND	50.72	0.00	691.02
MW-69	741.74	5/18/2021	ND	50.50	0.00	691.24
MW-69	741.74	5/26/2021	ND	50.11	0.00	691.63
MW-69	741.74	5/31/2021	ND	50.33	0.00	691.41
MW-69	741.74	6/7/2021	ND	50.38	0.00	691.36
MW-69	741.74	6/14/2021	ND	50.08	0.00	691.66
MW-69	741.74	6/21/2021	ND	50.56	0.00	691.18
MW-69	741.74	7/1/2021	ND	50.31	0.00	691.43
MW-69	741.74	7/6/2021	ND	50.45	0.00	691.29
MW-69	741.74	7/14/2021	ND	50.48	0.00	691.26

Table 3
Summary of Monitoring Well Gauging Data
Colonial Pipeline Company
2020-L1-SR2448
Huntersville, North Carolina

Well ID	Top Of Casing Elevation[1]	Date	Depth to Free Product (ft btoc)	Depth to Groundwater (ft btoc)	Free Product Thickness (ft)	Groundwater Elevation[2] (ft btoc)
MW-70	728.08	12/26/2020	ND	35.82	0.00	692.26
MW-70	728.08	1/10/2021	ND	35.83	0.00	692.25
MW-70	728.08	1/19/2021	ND	35.86	0.00	692.22
MW-70	728.08	1/25/2021	ND	35.82	0.00	692.26
MW-70	728.08	2/1/2021	ND	35.85	0.00	692.23
MW-70	728.08	2/8/2021	ND	36.01	0.00	692.07
MW-70	728.08	2/16/2021	ND	35.82	0.00	692.26
MW-70	728.08	2/22/2021	ND	35.79	0.00	692.29
MW-70	728.08	3/4/2021	ND	35.76	0.00	692.32
MW-70	728.08	3/8/2021	ND	35.85	0.00	692.23
MW-70	728.08	3/15/2021	ND	35.75	0.00	692.33
MW-70	728.08	3/22/2021	ND	35.70	0.00	692.38
MW-70	728.08	4/1/2021	ND	35.59	0.00	692.49
MW-70	728.08	4/12/2021	ND	35.53	0.00	692.55
MW-70	728.08	4/19/2021	ND	35.53	0.00	692.55
MW-70	728.08	4/29/2021	ND	35.42	0.00	692.66
MW-70	728.08	5/3/2021	ND	35.36	0.00	692.72
MW-70	728.08	5/10/2021	ND	35.41	0.00	692.67
MW-70	728.08	5/18/2021	ND	35.45	0.00	692.63
MW-70	728.08	5/26/2021	ND	35.48	0.00	692.60
MW-70	728.08	5/31/2021	ND	35.63	0.00	692.45
MW-70	728.08	6/7/2021	ND	35.50	0.00	692.58
MW-70	728.08	6/14/2021	ND	35.62	0.00	692.46
MW-70	728.08	6/21/2021	ND	35.71	0.00	692.37
MW-70	728.08	7/1/2021	ND	35.87	0.00	692.21
MW-70	728.08	7/6/2021	ND	35.98	0.00	692.10
MW-70	728.08	7/14/2021	ND	36.10	0.00	691.98

Table 3
Summary of Monitoring Well Gauging Data
Colonial Pipeline Company
2020-L1-SR2448
Huntersville, North Carolina

Well ID	Top Of Casing Elevation[1]	Date	Depth to Free Product (ft btoc)	Depth to Groundwater (ft btoc)	Free Product Thickness (ft)	Groundwater Elevation[2] (ft btoc)
MW-71	746.97	1/19/2021	ND	52.15	0.00	694.82
MW-71	746.97	1/25/2021	ND	55.34	0.00	691.63
MW-71	746.97	2/1/2021	ND	55.33	0.00	691.64
MW-71	746.97	2/8/2021	ND	55.61	0.00	691.36
MW-71	746.97	2/16/2021	ND	55.31	0.00	691.66
MW-71	746.97	2/22/2021	ND	55.25	0.00	691.72
MW-71	746.97	3/4/2021	ND	55.26	0.00	691.71
MW-71	746.97	3/8/2021	ND	55.40	0.00	691.57
MW-71	746.97	3/15/2021	ND	55.42	0.00	691.55
MW-71	746.97	3/22/2021	ND	55.41	0.00	691.56
MW-71	746.97	4/1/2021	ND	55.36	0.00	691.61
MW-71	746.97	4/12/2021	ND	55.46	0.00	691.51
MW-71	746.97	4/19/2021	ND	55.47	0.00	691.50
MW-71	746.97	4/29/2021	ND	55.32	0.00	691.65
MW-71	746.97	5/3/2021	ND	55.37	0.00	691.60
MW-71	746.97	5/10/2021	ND	55.51	0.00	691.46
MW-71	746.97	5/18/2021	ND	55.46	0.00	691.51
MW-71	746.97	5/26/2021	ND	55.32	0.00	691.65
MW-71	746.97	5/31/2021	ND	55.44	0.00	691.53
MW-71	746.97	6/7/2021	ND	55.48	0.00	691.49
MW-71	746.97	6/14/2021	ND	55.32	0.00	691.65
MW-71	746.97	6/21/2021	ND	55.56	0.00	691.41
MW-71	746.97	7/1/2021	ND	55.58	0.00	691.39
MW-71	746.97	7/6/2021	ND	55.74	0.00	691.23
MW-71	746.97	7/14/2021	ND	55.72	0.00	691.25

Table 3
Summary of Monitoring Well Gauging Data
Colonial Pipeline Company
2020-L1-SR2448
Huntersville, North Carolina

Well ID	Top Of Casing Elevation[1]	Date	Depth to Free Product (ft btoc)	Depth to Groundwater (ft btoc)	Free Product Thickness (ft)	Groundwater Elevation[2] (ft btoc)
MW-72	734.81	1/19/2021	ND	43.87	0.00	690.94
MW-72	734.81	1/25/2021	ND	45.33	0.00	689.48
MW-72	734.81	2/1/2021	ND	45.43	0.00	689.38
MW-72	734.81	2/8/2021	ND	45.64	0.00	689.17
MW-72	734.81	2/16/2021	ND	45.53	0.00	689.28
MW-72	734.81	2/22/2021	ND	45.43	0.00	689.38
MW-72	734.81	3/4/2021	ND	45.45	0.00	689.36
MW-72	734.81	3/8/2021	ND	45.58	0.00	689.23
MW-72	734.81	3/15/2021	ND	45.53	0.00	689.28
MW-72	734.81	3/22/2021	ND	45.51	0.00	689.30
MW-72	734.81	4/1/2021	ND	45.46	0.00	689.35
MW-72	734.81	4/12/2021	45.29	45.70	0.41	689.41
MW-72	734.81	4/19/2021	45.16	45.71	0.55	689.50
MW-72	734.81	4/29/2021	ND	47.81	0.00	687.00
MW-72	734.81	5/3/2021	ND	44.74	0.00	690.07
MW-72	734.81	5/10/2021	ARP	ARP	ARP	ARP
MW-72	734.81	5/18/2021	ARP	ARP	ARP	ARP
MW-72	734.81	5/26/2021	42.34	42.57	0.23	692.41
MW-72	734.81	5/31/2021	ARP	ARP	ARP	ARP
MW-72	734.81	6/7/2021	ARP	ARP	ARP	ARP
MW-72	734.81	6/14/2021	ARP	ARP	ARP	ARP
MW-72	734.81	6/21/2021	ARP	ARP	ARP	ARP
MW-72	734.81	7/1/2021	42.53	42.73	0.20	692.23
MW-72	734.81	7/6/2021	ARP	ARP	ARP	ARP
MW-72	734.81	7/14/2021	42.59	43.08	0.49	692.09

Table 3
Summary of Monitoring Well Gauging Data
Colonial Pipeline Company
2020-L1-SR2448
Huntersville, North Carolina

Well ID	Top Of Casing Elevation[1]	Date	Depth to Free Product (ft btoc)	Depth to Groundwater (ft btoc)	Free Product Thickness (ft)	Groundwater Elevation[2] (ft btoc)
MW-73	726.44	1/25/2021	ND	32.67	0.00	693.77
MW-73	726.44	2/1/2021	ND	32.68	0.00	693.76
MW-73	726.44	2/8/2021	ND	32.75	0.00	693.69
MW-73	726.44	2/16/2021	ND	32.54	0.00	693.90
MW-73	726.44	2/22/2021	ND	32.17	0.00	694.27
MW-73	726.44	3/4/2021	ND	31.94	0.00	694.50
MW-73	726.44	3/8/2021	ND	31.99	0.00	694.45
MW-73	726.44	3/15/2021	ND	31.86	0.00	694.58
MW-73	726.44	3/22/2021	ND	31.71	0.00	694.73
MW-73	726.44	4/1/2021	ND	31.39	0.00	695.05
MW-73	726.44	4/12/2021	ND	31.07	0.00	695.37
MW-73	726.44	4/19/2021	ND	30.97	0.00	695.47
MW-73	726.44	4/29/2021	ND	30.97	0.00	695.47
MW-73	726.44	5/3/2021	ND	30.98	0.00	695.46
MW-73	726.44	5/10/2021	ND	31.12	0.00	695.32
MW-73	726.44	5/18/2021	ND	31.38	0.00	695.06
MW-73	726.44	5/26/2021	ND	31.48	0.00	694.96
MW-73	726.44	5/31/2021	ND	31.71	0.00	694.73
MW-73	726.44	6/7/2021	ND	31.75	0.00	694.69
MW-73	726.44	6/14/2021	ND	31.98	0.00	694.46
MW-73	726.44	6/21/2021	ND	32.15	0.00	694.29
MW-73	726.44	7/1/2021	ND	32.34	0.00	694.10
MW-73	726.44	7/6/2021	ND	32.55	0.00	693.89
MW-73	726.44	7/14/2021	ND	32.75	0.00	693.69

Table 3
Summary of Monitoring Well Gauging Data
Colonial Pipeline Company
2020-L1-SR2448
Huntersville, North Carolina

Well ID	Top Of Casing Elevation[1]	Date	Depth to Free Product (ft btoc)	Depth to Groundwater (ft btoc)	Free Product Thickness (ft)	Groundwater Elevation[2] (ft btoc)
MW-74	713.48	2/16/2021	ND	20.72	0.00	692.76
MW-74	713.48	2/22/2021	ND	20.44	0.00	693.04
MW-74	713.48	3/4/2021	ND	20.26	0.00	693.22
MW-74	713.48	3/8/2021	ND	20.37	0.00	693.11
MW-74	713.48	3/15/2021	ND	20.25	0.00	693.23
MW-74	713.48	3/22/2021	ND	20.03	0.00	693.45
MW-74	713.48	4/1/2021	ND	19.72	0.00	693.76
MW-74	713.48	4/12/2021	ND	19.52	0.00	693.96
MW-74	713.48	4/19/2021	ND	19.52	0.00	693.96
MW-74	713.48	4/29/2021	ND	19.54	0.00	693.94
MW-74	713.48	5/3/2021	ND	19.54	0.00	693.94
MW-74	713.48	5/10/2021	ND	19.75	0.00	693.73
MW-74	713.48	5/18/2021	ND	30.07	0.00	683.41
MW-74	713.48	5/26/2021	ND	20.15	0.00	693.33
MW-74	713.48	5/31/2021	ND	20.43	0.00	693.05
MW-74	713.48	6/7/2021	ND	20.42	0.00	693.06
MW-74	713.48	6/14/2021	ND	20.64	0.00	692.84
MW-74	713.48	6/21/2021	ND	20.80	0.00	692.68
MW-74	713.48	7/1/2021	ND	20.99	0.00	692.49
MW-74	713.48	7/6/2021	ND	21.18	0.00	692.30
MW-74	713.48	7/14/2021	ND	21.39	0.00	692.09
MW-75	730.05	2/16/2021	ND	37.92	0.00	692.13
MW-75	730.05	2/22/2021	ND	37.88	0.00	692.17
MW-75	730.05	3/4/2021	ND	37.86	0.00	692.19
MW-75	730.05	3/8/2021	ND	37.97	0.00	692.08
MW-75	730.05	3/15/2021	ND	37.88	0.00	692.17
MW-75	730.05	3/22/2021	ND	37.87	0.00	692.18
MW-75	730.05	4/1/2021	ND	37.80	0.00	692.25
MW-75	730.05	4/12/2021	ND	37.73	0.00	692.32
MW-75	730.05	4/19/2021	ND	37.73	0.00	692.32
MW-75	730.05	4/29/2021	ND	37.64	0.00	692.41
MW-75	730.05	5/3/2021	ND	37.61	0.00	692.44
MW-75	730.05	5/10/2021	ND	37.69	0.00	692.36
MW-75	730.05	5/18/2021	ND	37.77	0.00	692.28
MW-75	730.05	5/26/2021	ND	37.73	0.00	692.32
MW-75	730.05	5/31/2021	ND	37.86	0.00	692.19
MW-75	730.05	6/7/2021	ND	37.81	0.00	692.24
MW-75	730.05	6/14/2021	ND	37.82	0.00	692.23
MW-75	730.05	6/21/2021	ND	37.94	0.00	692.11
MW-75	730.05	7/1/2021	ND	38.09	0.00	691.96
MW-75	730.05	7/6/2021	ND	38.20	0.00	691.85
MW-75	730.05	7/14/2021	ND	38.30	0.00	691.75

Table 3
Summary of Monitoring Well Gauging Data
Colonial Pipeline Company
2020-L1-SR2448
Huntersville, North Carolina

Well ID	Top Of Casing Elevation[1]	Date	Depth to Free Product (ft btoc)	Depth to Groundwater (ft btoc)	Free Product Thickness (ft)	Groundwater Elevation[2] (ft btoc)
MW-76	723.94	2/16/2021	ND	29.60	0.00	694.34
MW-76	723.94	2/22/2021	ND	29.21	0.00	694.73
MW-76	723.94	3/4/2021	ND	28.94	0.00	695.00
MW-76	723.94	3/8/2021	ND	28.98	0.00	694.96
MW-76	723.94	3/15/2021	ND	28.93	0.00	695.01
MW-76	723.94	3/22/2021	ND	28.83	0.00	695.11
MW-76	723.94	4/1/2021	ND	28.46	0.00	695.48
MW-76	723.94	4/12/2021	ND	28.19	0.00	695.75
MW-76	723.94	4/19/2021	ND	28.17	0.00	695.77
MW-76	723.94	4/29/2021	ND	28.27	0.00	695.67
MW-76	723.94	5/3/2021	ND	28.31	0.00	695.63
MW-76	723.94	5/10/2021	ND	28.45	0.00	695.49
MW-76	723.94	5/18/2021	ND	28.75	0.00	695.19
MW-76	723.94	5/26/2021	ND	28.92	0.00	695.02
MW-76	723.94	5/31/2021	ND	29.14	0.00	694.80
MW-76	723.94	6/7/2021	ND	29.24	0.00	694.70
MW-76	723.94	6/14/2021	ND	29.48	0.00	694.46
MW-76	723.94	6/21/2021	ND	29.66	0.00	694.28
MW-76	723.94	7/1/2021	ND	29.90	0.00	694.04
MW-76	723.94	7/6/2021	ND	30.08	0.00	693.86
MW-76	723.94	7/14/2021	ND	30.30	0.00	693.64
MW-77	722.70	3/4/2021	ND	28.78	0.00	693.92
MW-77	722.70	3/8/2021	ND	28.85	0.00	693.85
MW-77	722.70	3/15/2021	ND	28.78	0.00	693.92
MW-77	722.70	3/22/2021	ND	28.74	0.00	693.96
MW-77	722.70	4/1/2021	ND	28.66	0.00	694.04
MW-77	722.70	4/12/2021	ND	28.52	0.00	694.18
MW-77	722.70	4/19/2021	ND	28.46	0.00	694.24
MW-77	722.70	4/29/2021	ND	28.39	0.00	694.31
MW-77	722.70	5/3/2021	ND	28.36	0.00	694.34
MW-77	722.70	5/10/2021	ND	28.36	0.00	694.34
MW-77	722.70	5/18/2021	ND	28.42	0.00	694.28
MW-77	722.70	5/26/2021	ND	28.38	0.00	694.32
MW-77	722.70	5/31/2021	ND	28.49	0.00	694.21
MW-77	722.70	6/7/2021	ND	28.42	0.00	694.28
MW-77	722.70	6/14/2021	ND	28.46	0.00	694.24
MW-77	722.70	6/21/2021	ND	28.49	0.00	694.21
MW-77	722.70	7/1/2021	ND	28.54	0.00	694.16
MW-77	722.70	7/6/2021	ND	28.61	0.00	694.09
MW-77	722.70	7/14/2021	ND	28.69	0.00	694.01

Table 3
Summary of Monitoring Well Gauging Data
Colonial Pipeline Company
2020-L1-SR2448
Huntersville, North Carolina

Well ID	Top Of Casing Elevation[1]	Date	Depth to Free Product (ft btoc)	Depth to Groundwater (ft btoc)	Free Product Thickness (ft)	Groundwater Elevation[2] (ft btoc)
MW-78	725.08	3/4/2021	ND	33.02	0.00	692.06
MW-78	725.08	3/8/2021	ND	33.07	0.00	692.01
MW-78	725.08	3/15/2021	ND	33.00	0.00	692.08
MW-78	725.08	3/22/2021	ND	32.92	0.00	692.16
MW-78	725.08	4/1/2021	ND	32.83	0.00	692.25
MW-78	725.08	4/12/2021	ND	32.69	0.00	692.39
MW-78	725.08	4/19/2021	ND	32.60	0.00	692.48
MW-78	725.08	4/29/2021	ND	32.46	0.00	692.62
MW-78	725.08	5/3/2021	ND	32.42	0.00	692.66
MW-78	725.08	5/10/2021	ND	32.42	0.00	692.66
MW-78	725.08	5/18/2021	ND	32.45	0.00	692.63
MW-78	725.08	5/26/2021	ND	32.40	0.00	692.68
MW-78	725.08	5/31/2021	ND	32.50	0.00	692.58
MW-78	725.08	6/7/2021	ND	32.50	0.00	692.58
MW-78	725.08	6/14/2021	ND	32.49	0.00	692.59
MW-78	725.08	6/21/2021	ND	32.55	0.00	692.53
MW-78	725.08	7/1/2021	ND	32.64	0.00	692.44
MW-78	725.08	7/6/2021	ND	32.75	0.00	692.33
MW-78	725.08	7/14/2021	ND	32.87	0.00	692.21
MW-79	721.56	3/4/2021	ND	27.60	0.00	693.96
MW-79	721.56	3/8/2021	ND	27.66	0.00	693.90
MW-79	721.56	3/15/2021	ND	27.60	0.00	693.96
MW-79	721.56	3/22/2021	ND	27.50	0.00	694.06
MW-79	721.56	4/1/2021	ND	27.45	0.00	694.11
MW-79	721.56	4/12/2021	ND	27.31	0.00	694.25
MW-79	721.56	4/19/2021	ND	27.27	0.00	694.29
MW-79	721.56	4/29/2021	ND	27.22	0.00	694.34
MW-79	721.56	5/3/2021	ND	27.19	0.00	694.37
MW-79	721.56	5/10/2021	ND	27.20	0.00	694.36
MW-79	721.56	5/18/2021	ND	27.24	0.00	694.32
MW-79	721.56	5/26/2021	ND	27.21	0.00	694.35
MW-79	721.56	5/31/2021	ND	27.34	0.00	694.22
MW-79	721.56	6/7/2021	ND	27.25	0.00	694.31
MW-79	721.56	6/14/2021	ND	27.28	0.00	694.28
MW-79	721.56	6/21/2021	ND	27.30	0.00	694.26
MW-79	721.56	7/1/2021	ND	27.35	0.00	694.21
MW-79	721.56	7/6/2021	ND	27.42	0.00	694.14
MW-79	721.56	7/14/2021	ND	27.49	0.00	694.07

Table 3
Summary of Monitoring Well Gauging Data
Colonial Pipeline Company
2020-L1-SR2448
Huntersville, North Carolina

Well ID	Top Of Casing Elevation[1]	Date	Depth to Free Product (ft btoc)	Depth to Groundwater (ft btoc)	Free Product Thickness (ft)	Groundwater Elevation[2] (ft btoc)
MW-80	722.65	3/4/2021	ND	28.76	0.00	693.89
MW-80	722.65	3/8/2021	ND	28.81	0.00	693.84
MW-80	722.65	3/15/2021	ND	28.72	0.00	693.93
MW-80	722.65	3/22/2021	ND	28.65	0.00	694.00
MW-80	722.65	4/1/2021	ND	28.57	0.00	694.08
MW-80	722.65	4/12/2021	ND	28.41	0.00	694.24
MW-80	722.65	4/19/2021	ND	28.31	0.00	694.34
MW-80	722.65	4/29/2021	ND	28.22	0.00	694.43
MW-80	722.65	5/3/2021	ND	NM	NM	NM
MW-80	722.65	5/10/2021	ND	28.20	0.00	694.45
MW-80	722.65	5/18/2021	ND	28.24	0.00	694.41
MW-80	722.65	5/26/2021	ND	28.19	0.00	694.46
MW-80	722.65	5/31/2021	ND	28.31	0.00	694.34
MW-80	722.65	6/7/2021	ND	28.20	0.00	694.45
MW-80	722.65	6/14/2021	ND	28.25	0.00	694.40
MW-80	722.65	6/21/2021	ND	28.29	0.00	694.36
MW-80	722.65	7/1/2021	ND	28.34	0.00	694.31
MW-80	722.65	7/6/2021	ND	28.42	0.00	694.23
MW-80	722.65	7/14/2021	ND	28.52	0.00	694.13
MW-81	723.10	3/4/2021	ND	30.33	0.00	692.77
MW-81	723.10	3/8/2021	ND	30.34	0.00	692.76
MW-81	723.10	3/15/2021	ND	30.19	0.00	692.91
MW-81	723.10	3/22/2021	ND	30.09	0.00	693.01
MW-81	723.10	4/1/2021	ND	29.99	0.00	693.11
MW-81	723.10	4/12/2021	ND	29.79	0.00	693.31
MW-81	723.10	4/19/2021	ND	29.66	0.00	693.44
MW-81	723.10	4/29/2021	ND	29.50	0.00	693.60
MW-81	723.10	5/3/2021	ND	29.43	0.00	693.67
MW-81	722.83	5/10/2021	ND	29.38	0.00	693.45
MW-81	722.83	5/18/2021	ND	29.11	0.00	693.72
MW-81	722.83	5/26/2021	ND	29.04	0.00	693.79
MW-81	722.83	5/31/2021	ND	29.13	0.00	693.70
MW-81	722.83	6/7/2021	ND	29.04	0.00	693.79
MW-81	722.83	6/14/2021	ND	29.11	0.00	693.72
MW-81	722.83	6/21/2021	ND	29.16	0.00	693.67
MW-81	722.83	7/1/2021	ND	28.27	0.00	694.56
MW-81	722.83	7/6/2021	ND	29.37	0.00	693.46
MW-81	722.83	7/14/2021	ND	29.51	0.00	693.32

Table 3
Summary of Monitoring Well Gauging Data
Colonial Pipeline Company
2020-L1-SR2448
Huntersville, North Carolina

Well ID	Top Of Casing Elevation[1]	Date	Depth to Free Product (ft btoc)	Depth to Groundwater (ft btoc)	Free Product Thickness (ft)	Groundwater Elevation[2] (ft btoc)
MW-82	724.48	3/4/2021	ND	32.38	0.00	692.10
MW-82	724.48	3/8/2021	ND	32.39	0.00	692.09
MW-82	724.48	3/15/2021	ND	32.25	0.00	692.23
MW-82	724.48	3/22/2021	ND	32.04	0.00	692.44
MW-82	724.48	4/1/2021	ND	31.86	0.00	692.62
MW-82	724.48	4/12/2021	ND	32.54	0.00	691.94
MW-82	724.48	4/19/2021	ND	31.35	0.00	693.13
MW-82	724.48	4/29/2021	ND	31.24	0.00	693.24
MW-82	724.48	5/3/2021	ND	31.18	0.00	693.30
MW-82	724.27	5/10/2021	ND	31.17	0.00	693.10
MW-82	724.27	5/18/2021	ND	31.06	0.00	693.21
MW-82	724.27	5/26/2021	ND	31.09	0.00	693.18
MW-82	724.28	5/31/2021	ND	31.24	0.00	693.04
MW-82	724.28	6/7/2021	ND	31.25	0.00	693.03
MW-82	724.28	6/14/2021	ND	31.42	0.00	692.86
MW-82	724.28	6/21/2021	ND	31.55	0.00	692.73
MW-82	724.28	7/1/2021	ND	31.76	0.00	692.52
MW-82	724.28	7/6/2021	ND	31.92	0.00	692.36
MW-82	724.28	7/14/2021	ND	32.09	0.00	692.19
MW-83	724.91	3/8/2021	ND	32.77	0.00	692.14
MW-83	724.91	3/15/2021	ND	30.63	0.00	694.28
MW-83	724.91	3/22/2021	ND	31.63	0.00	693.28
MW-83	724.91	4/1/2021	ND	30.58	0.00	694.33
MW-83	724.91	4/12/2021	ND	30.32	0.00	694.59
MW-83	724.91	4/19/2021	ND	30.24	0.00	694.67
MW-83	724.91	4/29/2021	ND	30.22	0.00	694.69
MW-83	724.91	5/3/2021	ND	30.22	0.00	694.69
MW-83	724.91	5/10/2021	ND	30.33	0.00	694.58
MW-83	724.91	5/18/2021	ND	30.38	0.00	694.53
MW-83	724.91	5/26/2021	ND	30.36	0.00	694.55
MW-83	724.91	5/31/2021	ND	30.33	0.00	694.58
MW-83	724.91	6/7/2021	ND	30.45	0.00	694.46
MW-83	724.91	6/14/2021	ND	30.45	0.00	694.46
MW-83	724.91	6/21/2021	ND	30.40	0.00	694.51
MW-83	724.91	7/1/2021	ND	30.65	0.00	694.26
MW-83	724.91	7/6/2021	ND	30.79	0.00	694.12
MW-83	724.91	7/14/2021	ND	30.87	0.00	694.04

Table 3
Summary of Monitoring Well Gauging Data
Colonial Pipeline Company
2020-L1-SR2448
Huntersville, North Carolina

Well ID	Top Of Casing Elevation[1]	Date	Depth to Free Product (ft btoc)	Depth to Groundwater (ft btoc)	Free Product Thickness (ft)	Groundwater Elevation[2] (ft btoc)
MW-84	723.99	3/8/2021	ND	31.37	0.00	692.62
MW-84	723.99	3/15/2021	ND	29.60	0.00	694.39
MW-84	723.99	3/22/2021	ND	29.60	0.00	694.39
MW-84	723.99	4/1/2021	ND	29.52	0.00	694.47
MW-84	723.99	4/12/2021	ND	29.33	0.00	694.66
MW-84	723.99	4/19/2021	ND	29.25	0.00	694.74
MW-84	723.99	4/29/2021	ND	29.21	0.00	694.78
MW-84	723.99	5/3/2021	ND	29.18	0.00	694.81
MW-84	723.99	5/10/2021	ND	29.23	0.00	694.76
MW-84	723.99	5/18/2021	ND	29.38	0.00	694.61
MW-84	723.99	5/26/2021	ND	29.33	0.00	694.66
MW-84	723.99	5/31/2021	ND	29.42	0.00	694.57
MW-84	723.99	6/7/2021	ND	29.43	0.00	694.56
MW-84	723.99	6/14/2021	ND	29.44	0.00	694.55
MW-84	723.99	6/21/2021	ND	29.39	0.00	694.60
MW-84	723.99	7/1/2021	ND	29.51	0.00	694.48
MW-84	723.99	7/6/2021	ND	29.67	0.00	694.32
MW-84	723.99	7/14/2021	ND	29.75	0.00	694.24
MW-85	727.75	3/11/2021	31.56	37.17	5.61	694.69
MW-85	727.75	3/15/2021	31.38	37.60	6.22	694.70
MW-85	727.75	3/22/2021	32.39	37.59	5.20	693.97
MW-85	725.67	4/1/2021	25.09	35.52	10.43	697.79
MW-85	725.67	4/12/2021	28.85	34.99	6.14	695.18
MW-85	725.67	4/19/2021	28.75	34.99	6.24	695.25
MW-85	725.67	4/29/2021	28.91	33.22	4.31	695.61
MW-85	725.67	5/3/2021	ARP	ARP	ARP	ARP
MW-85	725.67	5/10/2021	ARP	ARP	ARP	ARP
MW-85	725.67	5/18/2021	ARP	ARP	ARP	ARP
MW-85	725.67	5/26/2021	29.54	32.92	3.38	695.23
MW-85	725.67	5/31/2021	ARP	ARP	ARP	ARP
MW-85	725.67	6/7/2021	ARP	ARP	ARP	ARP
MW-85	725.67	6/14/2021	ARP	ARP	ARP	ARP
MW-85	725.67	6/21/2021	ARP	ARP	ARP	ARP
MW-85	725.67	7/1/2021	29.99	32.97	2.98	694.88
MW-85	725.67	7/6/2021	ARP	ARP	ARP	ARP
MW-85	725.67	7/14/2021	30.27	33.03	2.76	694.66

Table 3
Summary of Monitoring Well Gauging Data
Colonial Pipeline Company
2020-L1-SR2448
Huntersville, North Carolina

Well ID	Top Of Casing Elevation[1]	Date	Depth to Free Product (ft btoc)	Depth to Groundwater (ft btoc)	Free Product Thickness (ft)	Groundwater Elevation[2] (ft btoc)
MW-86	724.28	3/22/2021	ND	29.58	0.00	694.70
MW-86	724.28	4/1/2021	ND	29.26	0.00	695.02
MW-86	724.28	4/12/2021	ND	28.93	0.00	695.35
MW-86	724.28	4/19/2021	ND	28.85	0.00	695.43
MW-86	724.28	4/29/2021	ND	28.86	0.00	695.42
MW-86	724.28	5/3/2021	ND	28.88	0.00	695.40
MW-86	724.28	5/10/2021	ND	29.00	0.00	695.28
MW-86	724.28	5/18/2021	ND	29.24	0.00	695.04
MW-86	724.28	5/26/2021	ND	29.36	0.00	694.92
MW-86	724.28	5/31/2021	ND	29.60	0.00	694.68
MW-86	724.28	6/7/2021	ND	29.63	0.00	694.65
MW-86	724.28	6/14/2021	ND	29.85	0.00	694.43
MW-86	724.28	6/21/2021	ND	30.02	0.00	694.26
MW-86	724.28	7/1/2021	ND	30.24	0.00	694.04
MW-86	724.28	7/6/2021	ND	30.42	0.00	693.86
MW-86	724.28	7/14/2021	ND	30.64	0.00	693.64
MW-87	734.39	4/29/2021	ND	45.13	0.00	689.26
MW-87	734.39	5/3/2021	ND	45.02	0.00	689.37
MW-87	734.39	5/10/2021	ND	45.01	0.00	689.38
MW-87	734.39	5/18/2021	ND	44.99	0.00	689.40
MW-87	734.39	5/26/2021	ND	45.00	0.00	689.39
MW-87	734.39	5/31/2021	ND	45.03	0.00	689.36
MW-87	734.39	6/7/2021	ND	45.09	0.00	689.30
MW-87	734.39	6/14/2021	ND	45.03	0.00	689.36
MW-87	734.39	6/21/2021	ND	45.08	0.00	689.31
MW-87	734.39	7/1/2021	ND	45.15	0.00	689.24
MW-87	734.39	7/6/2021	ND	45.25	0.00	689.14
MW-87	734.39	7/14/2021	ND	45.32	0.00	689.07
MW-88	731.93	4/29/2021	ND	42.88	0.00	689.05
MW-88	731.93	5/3/2021	ND	42.85	0.00	689.08
MW-88	731.93	5/10/2021	ND	42.81	0.00	689.12
MW-88	731.93	5/18/2021	ND	42.78	0.00	689.15
MW-88	731.93	5/26/2021	ND	42.76	0.00	689.17
MW-88	731.93	5/31/2021	ND	42.80	0.00	689.13
MW-88	731.93	6/7/2021	ND	42.82	0.00	689.11
MW-88	731.93	6/14/2021	ND	42.81	0.00	689.12
MW-88	731.93	6/21/2021	ND	42.85	0.00	689.08
MW-88	731.93	7/1/2021	ND	42.96	0.00	688.97
MW-88	731.93	7/6/2021	ND	43.03	0.00	688.90
MW-88	731.93	7/14/2021	ND	43.11	0.00	688.82

Table 3
Summary of Monitoring Well Gauging Data
Colonial Pipeline Company
2020-L1-SR2448
Huntersville, North Carolina

Well ID	Top Of Casing Elevation[1]	Date	Depth to Free Product (ft btoc)	Depth to Groundwater (ft btoc)	Free Product Thickness (ft)	Groundwater Elevation[2] (ft btoc)
MW-89	734.67	4/29/2021	NM	NM	NM	NM
MW-89	734.67	5/3/2021	ND	45.06	0.00	689.61
MW-89	734.67	5/10/2021	ND	45.03	0.00	689.64
MW-89	734.67	5/18/2021	ND	44.97	0.00	689.70
MW-89	734.67	5/26/2021	ND	44.98	0.00	689.69
MW-89	734.67	5/31/2021	ND	45.01	0.00	689.66
MW-89	734.67	6/7/2021	ND	45.02	0.00	689.65
MW-89	734.67	6/14/2021	ND	45.01	0.00	689.66
MW-89	734.67	6/21/2021	ND	45.07	0.00	689.60
MW-89	734.67	7/1/2021	ND	45.15	0.00	689.52
MW-89	734.67	7/6/2021	ND	45.24	0.00	689.43
MW-89	734.67	7/14/2021	ND	45.29	0.00	689.38
MW-92	745.56	6/14/2021	ND	54.21	0.00	691.35
MW-92	745.56	6/21/2021	ND	54.85	0.00	690.71
MW-92	745.56	7/1/2021	ND	54.41	0.00	691.15
MW-92	745.56	7/6/2021	ND	54.50	0.00	691.06
MW-92	745.56	7/14/2021	ND	54.50	0.00	691.06
MW-93	744.05	6/14/2021	ND	52.40	0.00	691.65
MW-93	744.05	6/21/2021	ND	52.55	0.00	691.50
MW-93	744.05	7/1/2021	ND	52.57	0.00	691.48
MW-93	744.05	7/6/2021	ND	52.68	0.00	691.37
MW-93	744.05	7/14/2021	ND	52.72	0.00	691.33

Table 3
Summary of Monitoring Well Gauging Data
Colonial Pipeline Company
2020-L1-SR2448
Huntersville, North Carolina

Well ID	Top Of Casing Elevation[1]	Date	Depth to Free Product (ft btoc)	Depth to Groundwater (ft btoc)	Free Product Thickness (ft)	Groundwater Elevation[2] (ft btoc)
Deep Monitoring Wells						
MW-07D	711.73	12/21/2020	ND	29.38	0.00	682.35
MW-07D	711.73	12/26/2020	ND	29.37	0.00	682.36
MW-07D	711.73	1/10/2021	NM	NM	NM	NM
MW-07D	711.73	1/19/2021	ND	29.83	0.00	681.90
MW-07D	711.73	1/25/2021	ND	29.76	0.00	681.97
MW-07D	711.73	2/1/2021	ND	29.82	0.00	681.91
MW-07D	711.73	2/8/2021	ND	29.94	0.00	681.79
MW-07D	711.73	2/16/2021	ND	29.66	0.00	682.07
MW-07D	711.73	2/22/2021	ND	29.40	0.00	682.33
MW-07D	711.73	3/4/2021	ND	29.19	0.00	682.54
MW-07D	711.73	3/8/2021	ND	29.30	0.00	682.43
MW-07D	711.73	3/15/2021	ND	29.28	0.00	682.45
MW-07D	711.73	3/22/2021	ND	29.15	0.00	682.58
MW-07D	711.73	4/1/2021	ND	28.82	0.00	682.91
MW-07D	711.73	4/12/2021	ND	28.90	0.00	682.83
MW-07D	711.73	4/19/2021	ND	28.84	0.00	682.89
MW-07D	711.73	4/29/2021	ND	28.72	0.00	683.01
MW-07D	711.73	5/3/2021	ND	28.71	0.00	683.02
MW-07D	711.73	5/10/2021	ND	28.69	0.00	683.04
MW-07D	711.73	5/18/2021	ND	28.82	0.00	682.91
MW-07D	711.73	5/26/2021	ND	28.79	0.00	682.94
MW-07D	711.73	5/31/2021	ND	28.97	0.00	682.76
MW-07D	711.73	6/7/2021	ND	29.11	0.00	682.62
MW-07D	711.73	6/14/2021	ND	29.13	0.00	682.60
MW-07D	711.73	6/21/2021	ND	29.29	0.00	682.44
MW-07D	711.73	7/1/2021	ND	29.35	0.00	682.38
MW-07D	711.73	7/6/2021	ND	29.61	0.00	682.12
MW-07D	711.73	7/14/2021	ND	29.64	0.00	682.09

Table 3
Summary of Monitoring Well Gauging Data
Colonial Pipeline Company
2020-L1-SR2448
Huntersville, North Carolina

Well ID	Top Of Casing Elevation[1]	Date	Depth to Free Product (ft btoc)	Depth to Groundwater (ft btoc)	Free Product Thickness (ft)	Groundwater Elevation[2] (ft btoc)
MW-14D	722.75	3/4/2021	ND	28.64	0.00	694.11
MW-14D	722.75	3/8/2021	ND	28.36	0.00	694.39
MW-14D	722.75	3/15/2021	ND	28.25	0.00	694.50
MW-14D	722.75	3/22/2021	ND	28.23	0.00	694.52
MW-14D	724.93	4/1/2021	ND	25.30	0.00	699.63
MW-14D	724.93	4/12/2021	ND	29.77	0.00	695.16
MW-14D	724.93	4/19/2021	ND	29.72	0.00	695.21
MW-14D	726.02	4/29/2021	ND	29.76	0.00	696.26
MW-14D	726.02	5/3/2021	ND	29.75	0.00	696.27
MW-14D	726.75	5/10/2021	ND	29.91	0.00	696.84
MW-14D	726.75	5/18/2021	ND	30.22	0.00	696.53
MW-14D	726.75	5/26/2021	ND	30.39	0.00	696.36
MW-14D	726.76	5/31/2021	ND	30.63	0.00	696.13
MW-14D	726.76	6/7/2021	ND	30.76	0.00	696.00
MW-14D	726.77	6/14/2021	ND	30.94	0.00	695.83
MW-14D	726.77	6/21/2021	ND	31.06	0.00	695.71
MW-14D	726.77	7/1/2021	ND	31.32	0.00	695.45
MW-14D	726.77	7/6/2021	ND	31.53	0.00	695.24
MW-14D	726.77	7/14/2021	ND	31.73	0.00	695.04
MW-16D	710.81	7/1/2021	ND	31.35	0.00	679.46
MW-16D	710.81	7/6/2021	ND	31.35	0.00	679.46
MW-16D	710.81	7/14/2021	ND	31.82	0.00	678.99

Table 3
Summary of Monitoring Well Gauging Data
Colonial Pipeline Company
2020-L1-SR2448
Huntersville, North Carolina

Well ID	Top Of Casing Elevation[1]	Date	Depth to Free Product (ft btoc)	Depth to Groundwater (ft btoc)	Free Product Thickness (ft)	Groundwater Elevation[2] (ft btoc)
MW-25D	733.05	12/26/2020	ND	46.90	0.00	686.15
MW-25D	733.05	1/10/2021	ND	47.10	0.00	685.95
MW-25D	733.05	1/19/2021	ND	47.93	0.00	685.12
MW-25D	733.05	1/25/2021	ND	47.80	0.00	685.25
MW-25D	733.05	2/1/2021	ND	47.69	0.00	685.36
MW-25D	733.05	2/8/2021	ND	48.05	0.00	685.00
MW-25D	733.05	2/16/2021	ND	47.82	0.00	685.23
MW-25D	733.05	2/22/2021	ND	47.65	0.00	685.40
MW-25D	733.05	3/4/2021	ND	47.34	0.00	685.71
MW-25D	733.05	3/8/2021	ND	47.52	0.00	685.53
MW-25D	733.05	3/15/2021	ND	47.48	0.00	685.57
MW-25D	733.05	3/22/2021	ND	47.46	0.00	685.59
MW-25D	733.05	4/1/2021	ND	46.29	0.00	686.76
MW-25D	733.05	4/12/2021	ND	47.31	0.00	685.74
MW-25D	733.05	4/19/2021	ND	47.26	0.00	685.79
MW-25D	733.05	4/29/2021	ND	46.96	0.00	686.09
MW-25D	733.05	5/3/2021	ND	47.11	0.00	685.94
MW-25D	733.05	5/10/2021	ND	47.07	0.00	685.98
MW-25D	733.05	5/18/2021	ND	47.28	0.00	685.77
MW-25D	733.05	5/26/2021	ND	47.05	0.00	686.00
MW-25D	733.05	5/31/2021	ND	47.31	0.00	685.74
MW-25D	733.05	6/7/2021	ND	47.54	0.00	685.51
MW-25D	733.05	6/14/2021	NM	NM	NM	NM
MW-25D	733.05	6/21/2021	ND	47.66	0.00	685.39
MW-25D	733.05	7/1/2021	ND	47.52	0.00	685.53
MW-25D	733.05	7/6/2021	ND	47.89	0.00	685.16
MW-25D	733.05	7/14/2021	ND	47.75	0.00	685.30

Table 3
Summary of Monitoring Well Gauging Data
Colonial Pipeline Company
2020-L1-SR2448
Huntersville, North Carolina

Well ID	Top Of Casing Elevation[1]	Date	Depth to Free Product (ft btoc)	Depth to Groundwater (ft btoc)	Free Product Thickness (ft)	Groundwater Elevation[2] (ft btoc)
MW-31D	NM	5/31/2021	ND	20.96	0.00	NM
MW-31D	NM	6/7/2021	ND	20.95	0.00	NM
MW-31D	NM	6/14/2021	ND	21.02	0.00	NM
MW-31D	NM	6/21/2021	ND	21.05	0.00	NM
MW-31D	NM	7/1/2021	ND	21.10	0.00	NM
MW-31D	NM	7/6/2021	ND	21.22	0.00	NM
MW-31D	NM	7/14/2021	ND	21.29	0.00	NM
MW-36D	710.81	12/7/2020	ND	24.81	0.00	686.00
MW-36D	710.81	12/21/2020	ND	24.46	0.00	686.35
MW-36D	710.81	12/26/2020	ND	24.49	0.00	686.32
MW-36D	710.81	1/19/2021	ND	24.14	0.00	686.67
MW-36D	710.81	1/25/2021	ND	34.19	0.00	676.62
MW-36D	710.81	2/1/2021	ND	24.21	0.00	686.60
MW-36D	710.81	2/8/2021	ND	24.12	0.00	686.69
MW-36D	710.81	2/16/2021	ND	23.93	0.00	686.88
MW-36D	710.81	2/22/2021	ND	26.35	0.00	684.46
MW-36D	710.81	3/4/2021	ND	23.44	0.00	687.37
MW-36D	710.81	3/8/2021	ND	33.42	0.00	677.39
MW-36D	710.81	3/15/2021	ND	23.40	0.00	687.41
MW-36D	710.81	3/22/2021	ND	23.28	0.00	687.53
MW-36D	710.81	4/1/2021	ND	NM	NM	NM
MW-36D	710.81	4/12/2021	ND	NM	NM	NM
MW-36D	710.81	4/19/2021	ND	NM	NM	NM
MW-36D	710.81	4/29/2021	ND	28.74	0.00	682.07
MW-36D	710.81	5/3/2021	ND	22.34	0.00	688.47
MW-36D	710.81	5/10/2021	ND	23.59	0.00	687.22
MW-36D	710.81	5/18/2021	ND	21.44	0.00	689.37
MW-36D	710.81	5/26/2021	ND	21.52	0.00	689.29
MW-36D	710.81	5/31/2021	ND	21.63	0.00	689.18
MW-36D	710.81	6/7/2021	ND	30.94	0.00	679.87
MW-36D	710.81	6/14/2021	ND	22.73	0.00	688.08
MW-36D	710.81	6/21/2021	ND	22.31	0.00	688.50
MW-36D	710.81	7/1/2021	ND	22.63	0.00	688.18
MW-36D	710.81	7/6/2021	ND	22.72	0.00	688.09
MW-36D	710.81	7/14/2021	ND	23.80	0.00	687.01

Table 3
Summary of Monitoring Well Gauging Data
Colonial Pipeline Company
2020-L1-SR2448
Huntersville, North Carolina

Well ID	Top Of Casing Elevation[1]	Date	Depth to Free Product (ft btoc)	Depth to Groundwater (ft btoc)	Free Product Thickness (ft)	Groundwater Elevation[2] (ft btoc)
MW-57D	686.44	12/7/2020	ND	11.25	0.00	675.19
MW-57D	686.44	12/21/2020	ND	10.87	0.00	675.57
MW-57D	686.44	12/26/2020	ND	10.82	0.00	675.62
MW-57D	686.44	1/10/2021	ND	10.56	0.00	675.88
MW-57D	686.44	1/19/2021	ND	10.73	0.00	675.71
MW-57D	686.44	1/25/2021	ND	10.74	0.00	675.70
MW-57D	686.44	2/1/2021	ND	10.17	0.00	676.27
MW-57D	686.44	2/8/2021	ND	10.16	0.00	676.28
MW-57D	686.44	2/16/2021	ND	9.49	0.00	676.95
MW-57D	686.44	2/22/2021	ND	6.39	0.00	680.05
MW-57D	686.44	3/4/2021	ND	9.08	0.00	677.36
MW-57D	686.44	3/8/2021	ND	9.36	0.00	677.08
MW-57D	686.44	3/15/2021	ND	9.39	0.00	677.05
MW-57D	686.44	3/22/2021	ND	8.92	0.00	677.52
MW-57D	686.44	4/1/2021	ND	8.38	0.00	678.06
MW-57D	686.44	4/12/2021	ND	8.58	0.00	677.86
MW-57D	686.44	4/19/2021	ND	8.93	0.00	677.51
MW-57D	686.44	4/29/2021	ND	9.29	0.00	677.15
MW-57D	686.44	5/3/2021	ND	8.98	0.00	677.46
MW-57D	686.44	5/10/2021	ND	9.77	0.00	676.67
MW-57D	686.44	5/18/2021	ND	10.22	0.00	676.22
MW-57D	686.44	5/26/2021	ND	10.72	0.00	675.72
MW-57D	686.44	5/31/2021	ND	11.17	0.00	675.27
MW-57D	686.44	6/7/2021	ND	11.36	0.00	675.08
MW-57D	686.44	6/14/2021	ND	11.22	0.00	675.22
MW-57D	686.44	6/21/2021	ND	11.48	0.00	674.96
MW-57D	686.44	7/1/2021	ND	11.89	0.00	674.55
MW-57D	686.44	7/6/2021	ND	12.51	0.00	673.93
MW-57D	686.44	7/14/2021	ND	12.51	0.00	673.93

Table 3
Summary of Monitoring Well Gauging Data
Colonial Pipeline Company
2020-L1-SR2448
Huntersville, North Carolina

Well ID	Top Of Casing Elevation[1]	Date	Depth to Free Product (ft btoc)	Depth to Groundwater (ft btoc)	Free Product Thickness (ft)	Groundwater Elevation[2] (ft btoc)
MW-59D	720.98	12/7/2020	ND	60.12	0.00	660.86
MW-59D	720.98	12/21/2020	ND	35.43	0.00	685.55
MW-59D	720.98	12/26/2020	ND	34.71	0.00	686.27
MW-59D	720.98	1/10/2021	ND	38.82	0.00	682.16
MW-59D	720.98	1/19/2021	ND	34.70	0.00	686.28
MW-59D	720.98	1/25/2021	ND	34.36	0.00	686.62
MW-59D	720.98	2/1/2021	ND	34.04	0.00	686.94
MW-59D	720.98	2/8/2021	ND	33.93	0.00	687.05
MW-59D	720.98	2/16/2021	ND	36.06	0.00	684.92
MW-59D	720.98	2/22/2021	ND	33.99	0.00	686.99
MW-59D	720.98	3/4/2021	ND	33.47	0.00	687.51
MW-59D	720.98	3/8/2021	ND	33.46	0.00	687.52
MW-59D	720.98	3/15/2021	ND	34.11	0.00	686.87
MW-59D	720.98	3/22/2021	ND	33.37	0.00	687.61
MW-59D	720.98	4/1/2021	ND	25.85	0.00	695.13
MW-59D	720.98	4/12/2021	ND	65.32	0.00	655.66
MW-59D	720.98	4/19/2021	ND	62.76	0.00	658.22
MW-59D	720.98	4/29/2021	ND	60.18	0.00	660.80
MW-59D	720.98	5/3/2021	ND	59.44	0.00	661.54
MW-59D	720.98	5/10/2021	ND	139.60	0.00	581.38
MW-59D	720.98	5/18/2021	ND	133.57	0.00	587.41
MW-59D	720.98	5/26/2021	ND	128.87	0.00	592.11
MW-59D	720.98	5/31/2021	ND	126.88	0.00	594.10
MW-59D	720.98	6/7/2021	ND	148.30	0.00	572.68
MW-59D	720.98	6/14/2021	ND	146.09	0.00	574.89
MW-59D	720.98	6/21/2021	ND	144.16	0.00	576.82
MW-59D	720.98	7/1/2021	ND	141.79	0.00	579.19
MW-59D	720.98	7/6/2021	ND	140.70	0.00	580.28
MW-59D	720.98	7/14/2021	ND	NM	NM	NM

Table 3
Summary of Monitoring Well Gauging Data
Colonial Pipeline Company
2020-L1-SR2448
Huntersville, North Carolina

Well ID	Top Of Casing Elevation[1]	Date	Depth to Free Product (ft btoc)	Depth to Groundwater (ft btoc)	Free Product Thickness (ft)	Groundwater Elevation[2] (ft btoc)
MW-61D	745.40	11/23/2020	ND	NM	NM	NM
MW-61D	745.40	12/7/2020	ND	53.30	0.00	692.10
MW-61D	745.40	12/21/2020	ND	53.50	0.00	691.90
MW-61D	745.40	12/26/2020	ND	53.56	0.00	691.84
MW-61D	745.40	1/10/2021	ND	53.83	0.00	691.57
MW-61D	745.50	1/19/2021	ND	53.94	0.00	691.56
MW-61D	745.50	1/25/2021	ND	53.88	0.00	691.62
MW-61D	745.50	2/1/2021	ND	53.86	0.00	691.64
MW-61D	745.50	2/8/2021	ND	54.21	0.00	691.29
MW-61D	745.50	2/16/2021	ND	53.91	0.00	691.59
MW-61D	745.50	2/22/2021	ND	53.82	0.00	691.68
MW-61D	745.50	3/4/2021	ND	53.82	0.00	691.68
MW-61D	745.50	3/8/2021	ND	53.92	0.00	691.58
MW-61D	745.50	3/15/2021	ND	54.05	0.00	691.45
MW-61D	745.50	3/22/2021	ND	53.98	0.00	691.52
MW-61D	745.50	4/1/2021	ND	54.15	0.00	691.35
MW-61D	745.50	4/12/2021	ND	54.27	0.00	691.23
MW-61D	745.50	4/19/2021	ND	54.32	0.00	691.18
MW-61D	745.50	4/29/2021	ND	54.12	0.00	691.38
MW-61D	745.50	5/3/2021	ND	54.20	0.00	691.30
MW-61D	745.50	5/10/2021	ND	55.32	0.00	690.18
MW-61D	745.50	5/18/2021	ND	54.31	0.00	691.19
MW-61D	745.50	5/26/2021	ND	54.14	0.00	691.36
MW-61D	745.50	5/31/2021	ND	54.34	0.00	691.16
MW-61D	745.50	6/7/2021	ND	54.37	0.00	691.13
MW-61D	745.50	6/14/2021	ND	54.15	0.00	691.35
MW-61D	745.50	6/21/2021	ND	54.43	0.00	691.07
MW-61D	745.50	7/1/2021	ND	54.45	0.00	691.05
MW-61D	745.50	7/6/2021	ND	54.68	0.00	690.82
MW-61D	745.50	7/14/2021	ND	54.61	0.00	690.89

Table 3
Summary of Monitoring Well Gauging Data
Colonial Pipeline Company
2020-L1-SR2448
Huntersville, North Carolina

Well ID	Top Of Casing Elevation[1]	Date	Depth to Free Product (ft btoc)	Depth to Groundwater (ft btoc)	Free Product Thickness (ft)	Groundwater Elevation[2] (ft btoc)
MW-62D	729.92	1/19/2020	ND	54.22	0.00	675.70
MW-62D	729.92	12/7/2020	ND	54.99	0.00	674.93
MW-62D	729.92	12/21/2020	ND	54.05	0.00	675.87
MW-62D	729.92	12/26/2020	ND	54.19	0.00	675.73
MW-62D	729.92	1/10/2021	ND	54.07	0.00	675.85
MW-62D	729.92	1/25/2021	ND	54.00	0.00	675.92
MW-62D	729.92	2/1/2021	ND	54.15	0.00	675.77
MW-62D	729.92	2/8/2021	ND	53.62	0.00	676.30
MW-62D	729.92	2/16/2021	ND	53.76	0.00	676.16
MW-62D	729.92	2/22/2021	ND	53.38	0.00	676.54
MW-62D	729.92	3/4/2021	ND	53.03	0.00	676.89
MW-62D	729.92	3/8/2021	ND	53.60	0.00	676.32
MW-62D	729.92	3/15/2021	ND	53.87	0.00	676.05
MW-62D	729.92	3/22/2021	ND	53.46	0.00	676.46
MW-62D	729.92	4/1/2021	ND	52.96	0.00	676.96
MW-62D	729.92	4/12/2021	ND	53.23	0.00	676.69
MW-62D	729.92	4/19/2021	ND	53.97	0.00	675.95
MW-62D	729.92	4/29/2021	ND	53.90	0.00	676.02
MW-62D	729.92	5/3/2021	ND	53.84	0.00	676.08
MW-62D	729.92	5/10/2021	ND	54.40	0.00	675.52
MW-62D	729.92	5/18/2021	ND	53.51	0.00	676.41
MW-62D	729.92	5/26/2021	ND	54.40	0.00	675.52
MW-62D	729.92	5/31/2021	ND	54.91	0.00	675.01
MW-62D	729.92	6/7/2021	ND	54.91	0.00	675.01
MW-62D	729.92	6/14/2021	ND	55.10	0.00	674.82
MW-62D	729.92	6/21/2021	ND	54.51	0.00	675.41
MW-62D	729.92	7/1/2021	ND	54.61	0.00	675.31
MW-62D	729.92	7/6/2021	ND	55.07	0.00	674.85
MW-62D	729.92	7/14/2021	ND	55.17	0.00	674.75

Table 3
Summary of Monitoring Well Gauging Data
Colonial Pipeline Company
2020-L1-SR2448
Huntersville, North Carolina

Well ID	Top Of Casing Elevation[1]	Date	Depth to Free Product (ft btoc)	Depth to Groundwater (ft btoc)	Free Product Thickness (ft)	Groundwater Elevation[2] (ft btoc)
MW-65D	714.15	12/26/2020	ND	23.15	0.00	691.00
MW-65D	714.15	1/10/2021	ND	22.93	0.00	691.22
MW-65D	714.15	1/19/2021	ND	22.95	0.00	691.20
MW-65D	714.15	2/1/2021	ND	22.76	0.00	691.39
MW-65D	714.15	2/8/2021	ND	22.89	0.00	691.26
MW-65D	714.15	2/16/2021	ND	22.62	0.00	691.53
MW-65D	714.15	2/22/2021	ND	22.53	0.00	691.62
MW-65D	714.15	3/4/2021	ND	22.31	0.00	691.84
MW-65D	714.15	3/8/2021	ND	22.38	0.00	691.77
MW-65D	714.15	3/15/2021	ND	22.22	0.00	691.93
MW-65D	714.15	3/22/2021	ND	22.12	0.00	692.03
MW-65D	714.15	4/1/2021	ND	21.79	0.00	692.36
MW-65D	714.15	4/12/2021	ND	21.78	0.00	692.37
MW-65D	714.15	4/19/2021	ND	21.75	0.00	692.40
MW-65D	714.15	4/29/2021	ND	21.78	0.00	692.37
MW-65D	714.15	5/3/2021	ND	21.79	0.00	692.36
MW-65D	714.15	5/10/2021	ND	21.94	0.00	692.21
MW-65D	714.15	5/18/2021	ND	22.14	0.00	692.01
MW-65D	714.15	5/26/2021	ND	22.23	0.00	691.92
MW-65D	714.15	5/31/2021	ND	22.43	0.00	691.72
MW-65D	714.15	6/7/2021	ND	22.51	0.00	691.64
MW-65D	714.15	6/14/2021	ND	22.57	0.00	691.58
MW-65D	714.15	6/21/2021	ND	22.72	0.00	691.43
MW-65D	714.15	7/1/2021	ND	22.86	0.00	691.29
MW-65D	714.15	7/6/2021	ND	23.05	0.00	691.10
MW-65D	714.15	7/14/2021	ND	23.23	0.00	690.92

Table 3
Summary of Monitoring Well Gauging Data
Colonial Pipeline Company
2020-L1-SR2448
Huntersville, North Carolina

Well ID	Top Of Casing Elevation[1]	Date	Depth to Free Product (ft btoc)	Depth to Groundwater (ft btoc)	Free Product Thickness (ft)	Groundwater Elevation[2] (ft btoc)
MW-79D	720.52	3/4/2021	ND	85.61	0.00	634.91
MW-79D	720.52	3/8/2021	ND	42.71	0.00	677.81
MW-79D	720.52	3/15/2021	ND	44.79	0.00	675.73
MW-79D	720.52	3/22/2021	ND	44.53	0.00	675.99
MW-79D	721.56	4/1/2021	ND	40.69	0.00	680.87
MW-79D	721.56	4/12/2021	ND	41.05	0.00	680.51
MW-79D	721.56	4/19/2021	ND	41.85	0.00	679.71
MW-79D	721.56	4/29/2021	ND	41.85	0.00	679.71
MW-79D	721.56	5/3/2021	ND	41.76	0.00	679.80
MW-79D	717.32	5/10/2021	ND	41.31	0.00	676.01
MW-79D	717.32	5/18/2021	ND	41.47	0.00	675.85
MW-79D	717.32	5/26/2021	ND	42.37	0.00	674.95
MW-79D	717.32	5/31/2021	ND	42.88	0.00	674.44
MW-79D	717.32	6/7/2021	ND	42.88	0.00	674.44
MW-79D	717.32	6/14/2021	ND	43.04	0.00	674.28
MW-79D	717.32	6/21/2021	ND	42.46	0.00	674.86
MW-79D	717.32	7/1/2021	ND	42.60	0.00	674.72
MW-79D	717.32	7/6/2021	ND	43.02	0.00	674.30
MW-79D	717.32	7/14/2021	ND	43.17	0.00	674.15
MW-81D	720.45	6/21/2021	ND	45.24	0.00	675.21
MW-81D	720.45	7/1/2021	ND	45.38	0.00	675.07
MW-81D	720.45	7/6/2021	ND	45.87	0.00	674.58
MW-81D	720.45	7/14/2021	ND	45.97	0.00	674.48

Table 3
Summary of Monitoring Well Gauging Data
Colonial Pipeline Company
2020-L1-SR2448
Huntersville, North Carolina

Well ID	Top Of Casing Elevation[1]	Date	Depth to Free Product (ft btoc)	Depth to Groundwater (ft btoc)	Free Product Thickness (ft)	Groundwater Elevation[2] (ft btoc)
MW-90D	730.09	5/26/2021	35.13	45.41	10.28	692.21
MW-90D	730.09	5/31/2021	ARP	ARP	ARP	ARP
MW-90D	730.09	6/7/2021	ARP	ARP	ARP	ARP
MW-90D	730.09	6/14/2021	ARP	ARP	ARP	ARP
MW-90D	730.09	6/21/2021	ARP	ARP	ARP	ARP
MW-90D	730.09	7/1/2021	34.41	45.77	11.36	692.64
MW-90D	730.09	7/6/2021	ARP	ARP	ARP	ARP
MW-90D	730.09	7/14/2021	37.54	39.02	1.48	692.15
MW-91D	735.84	5/26/2021	38.46	53.25	14.79	693.42
MW-91D	735.84	5/31/2021	ARP	ARP	ARP	ARP
MW-91D	735.84	6/7/2021	ARP	ARP	ARP	ARP
MW-91D	735.84	6/14/2021	ARP	ARP	ARP	ARP
MW-91D	735.84	6/21/2021	ARP	ARP	ARP	ARP
MW-91D	735.84	7/1/2021	40.93	47.81	6.88	693.07
MW-91D	735.84	7/6/2021	ARP	ARP	ARP	ARP
MW-91D	735.84	7/14/2021	42.86	44.65	1.79	692.50

Notes:

ft btoc = Feet Below Top of Casing

N/A = Not Applicable

MW = Monitoring Well

ND = Not Detected

ARP = Active Recovery Pump in Well

NM = Not Measured

[1] = Elevations surveyed in feet using the NAVD88 vertical datum

[2] = Corrected Groundwater Elevation = (Top of Casing - Depth to Water) + (Free Product Thickness x 0.7324)

Table 4
Summary of Recovery Well Gauging Data

Colonial Pipeline Company
2020-L1-SR2448
Huntersville, North Carolina

Well ID	Top Of Casing Elevation[1]	Date	Depth to Free Product (ft btoc)	Depth to Groundwater (ft btoc)	Free Product Thickness (ft)	Groundwater Elevation[2] (ft btoc)
RW-01	733.43	9/1/2020	28.60	36.95	8.35	702.59
RW-01	733.43	9/3/2020	30.60	35.95	5.35	701.39
RW-01	733.43	9/5/2020	29.11	37.05	7.94	702.19
RW-01	733.43	9/8/2020	29.40	36.95	7.55	702.00
RW-01	733.43	9/9/2020	29.50	37.10	7.60	701.89
RW-01	733.43	9/12/2020	30.00	36.95	6.95	701.57
RW-01	733.43	9/14/2020	30.00	37.20	7.20	701.50
RW-01	733.43	9/18/2020	30.80	37.00	6.20	700.97
RW-01	733.43	9/28/2020	31.15	37.00	5.85	700.71
RW-01	733.43	10/2/2020	31.30	37.15	5.85	700.56
RW-01	733.43	10/7/2020	31.65	37.20	5.55	700.29
RW-01	733.43	10/19/2020	32.12	37.00	4.88	700.00
RW-01	733.43	11/9/2020	33.10	37.13	4.03	699.25
RW-01	733.43	11/23/2020	33.45	37.18	3.73	698.98
RW-01	733.43	12/26/2020	32.81	32.82	0.01	700.61
RW-01	733.43	2/1/2021	33.57	35.48	1.91	699.34
RW-01	732.08	3/4/2021	34.24	35.71	1.47	697.45
RW-01	732.08	4/1/2021	35.21	35.72	0.51	696.74
RW-01	732.09	4/29/2021	35.11	35.73	0.62	696.81
RW-01	732.09	5/26/2021	Dry	Dry	Dry	Dry
RW-01	732.09	5/31/2021	Dry	Dry	Dry	Dry
RW-01	732.09	6/9/2021	Dry	Dry	Dry	Dry
RW-01	732.09	7/1/2021	Dry	Dry	Dry	Dry
RW-01	732.09	7/14/2021	Dry	Dry	Dry	Dry
RW-02	731.66	9/1/2020	27.30	39.60	12.30	701.07
RW-02	731.66	9/5/2020	27.66	39.67	12.01	700.79
RW-02	731.66	9/8/2020	27.90	39.65	11.75	700.62
RW-02	731.66	9/9/2020	28.65	39.65	11.00	700.07
RW-02	731.66	9/12/2020	28.43	38.95	10.52	700.41
RW-02	731.66	9/14/2020	28.43	39.70	11.27	700.21
RW-02	731.66	9/18/2020	29.10	38.60	9.50	700.02
RW-02	731.66	9/28/2020	29.52	39.42	9.90	699.49
RW-02	731.66	10/2/2020	29.70	39.70	10.00	699.28
RW-02	731.66	10/7/2020	30.04	39.68	9.64	699.04
RW-02	731.66	10/19/2020	30.45	39.65	9.20	698.75
RW-02	731.66	11/9/2020	31.38	39.65	8.27	698.07
RW-02	731.66	11/23/2020	ND	31.80	0.00	699.86
RW-02	731.66	12/26/2020	ND	37.81	0.00	693.85
RW-02	731.66	2/1/2021	ND	33.39	0.00	698.27
RW-02	732.05	3/4/2021	33.97	38.32	4.35	696.92
RW-02	732.05	4/1/2021	34.79	36.17	1.38	696.89
RW-02	732.05	4/29/2021	34.82	35.40	0.58	697.07
RW-02	732.05	5/26/2021	35.57	36.50	0.93	696.23
RW-02	732.05	6/9/2021	36.00	36.92	0.92	695.80
RW-02	732.05	7/1/2021	36.53	37.13	0.60	695.36
RW-02	732.05	7/14/2021	36.98	37.73	0.75	694.86

Table 4
Summary of Recovery Well Gauging Data

Colonial Pipeline Company
2020-L1-SR2448
Huntersville, North Carolina

Well ID	Top Of Casing Elevation[1]	Date	Depth to Free Product (ft btoc)	Depth to Groundwater (ft btoc)	Free Product Thickness (ft)	Groundwater Elevation[2] (ft btoc)
RW-03	731.51	9/1/2020	34.15	37.55	3.40	696.45
RW-03	731.51	9/3/2020	37.20	37.26	0.06	694.30
RW-03	731.51	9/5/2020	35.50	37.44	1.94	695.49
RW-03	731.51	9/8/2020	34.80	35.95	1.15	696.40
RW-03	731.51	9/9/2020	33.95	38.80	4.85	696.26
RW-03	731.51	9/11/2020	34.92	36.60	1.68	696.14
RW-03	731.51	9/12/2020	34.85	36.35	1.50	696.26
RW-03	731.51	9/14/2020	33.91	36.97	3.06	696.78
RW-03	731.51	9/18/2020	34.20	37.10	2.90	696.54
RW-03	731.51	9/28/2020	33.85	37.55	3.70	696.67
RW-03	731.51	10/2/2020	34.72	38.17	3.45	695.87
RW-03	731.51	10/6/2020	33.55	38.80	5.25	696.56
RW-03	731.51	10/19/2020	33.00	38.89	5.89	696.94
RW-03	731.51	11/9/2020	33.31	38.84	5.53	696.72
RW-03	731.51	12/26/2020	31.85	36.45	4.60	698.43
RW-03	731.51	2/1/2021	31.66	36.52	4.86	698.55
RW-03	731.51	3/4/2021	32.01	36.53	4.52	698.29
RW-03	731.51	4/1/2021	ND	32.31	0.00	699.20
RW-03	731.51	4/29/2021	32.05	36.54	4.49	698.26
RW-03	731.51	5/26/2021	32.51	38.00	5.49	697.53
RW-03	731.51	6/9/2021	32.67	36.60	3.93	697.79
RW-03	731.51	7/1/2021	33.08	NW	>3.92	NW
RW-03	731.51	7/14/2021	33.31	36.51	3.20	697.35
RW-04	729.41	9/3/2020	36.10	37.60	1.50	692.91
RW-04	729.41	9/5/2020	32.10	35.81	3.71	696.32
RW-04	729.41	9/8/2020	31.35	36.20	4.85	696.76
RW-04	729.41	9/11/2020	31.85	34.85	3.00	696.76
RW-04	729.41	9/12/2020	32.60	35.15	2.55	696.13
RW-04	729.41	9/14/2020	31.00	35.00	4.00	697.34
RW-04	729.41	9/18/2020	30.60	33.80	3.20	697.95
RW-04	729.41	9/28/2020	28.00	36.70	8.70	699.08
RW-04	729.41	10/2/2020	27.93	37.00	9.07	699.05
RW-04	729.41	10/5/2020	28.20	36.95	8.75	698.87
RW-04	729.41	10/19/2020	28.60	37.00	8.40	698.56
RW-04	729.41	11/9/2020	30.16	36.18	6.02	697.64
RW-04	729.41	11/23/2020	30.00	36.54	6.54	697.66
RW-04	729.41	12/26/2020	38.25	47.20	8.95	688.76
RW-04	729.41	2/1/2021	30.99	33.05	2.06	697.87
RW-04	729.41	3/4/2021	32.28	35.51	3.23	696.26
RW-04	729.41	4/1/2021	ND	32.42	0.00	696.99
RW-04	729.41	4/29/2021	32.43	35.74	3.31	696.09
RW-04	729.41	5/26/2021	33.83	34.29	0.46	695.46
RW-04	729.41	6/9/2021	34.28	34.69	0.41	695.02
RW-04	729.41	7/1/2021	34.68	35.32	0.64	694.56
RW-04	729.41	7/14/2021	35.14	35.52	0.38	694.17

Table 4
Summary of Recovery Well Gauging Data

Colonial Pipeline Company
2020-L1-SR2448
Huntersville, North Carolina

Well ID	Top Of Casing Elevation[1]	Date	Depth to Free Product (ft btoc)	Depth to Groundwater (ft btoc)	Free Product Thickness (ft)	Groundwater Elevation[2] (ft btoc)
RW-05	726.29	9/1/2020	27.00	32.55	5.55	697.81
RW-05	726.29	9/3/2020	31.65	36.65	5.00	693.30
RW-05	726.29	9/5/2020	26.75	33.31	6.56	697.79
RW-05	726.29	9/8/2020	26.04	33.30	7.26	698.31
RW-05	726.29	9/11/2020	26.60	31.60	5.00	698.35
RW-05	726.29	9/12/2020	27.15	29.60	2.45	698.49
RW-05	726.29	9/14/2020	26.80	29.92	3.12	698.66
RW-05	726.29	9/18/2020	27.70	28.80	1.10	698.30
RW-05	726.29	9/28/2020	27.60	29.35	1.75	698.22
RW-05	726.29	10/2/2020	27.30	31.30	4.00	697.92
RW-05	726.29	10/5/2020	27.13	32.00	4.87	697.86
RW-05	726.29	10/19/2020	25.90	36.76	10.86	697.48
RW-05	726.29	11/9/2020	26.95	35.93	8.98	696.94
RW-05	726.29	11/23/2020	27.40	30.30	2.90	698.11
RW-05	726.29	12/26/2020	29.70	32.30	2.60	695.90
RW-05	726.29	2/1/2021	29.81	31.90	2.09	695.92
RW-05	726.29	3/4/2021	ND	30.03	0.00	696.26
RW-05	726.29	4/1/2021	ND	29.64	0.00	696.65
RW-05	726.29	4/29/2021	29.85	29.87	0.02	696.44
RW-05	726.29	5/26/2021	30.37	30.85	0.48	695.79
RW-05	726.29	6/9/2021	30.70	31.05	0.35	695.50
RW-05	726.29	7/1/2021	31.23	31.49	0.26	694.99
RW-05	726.29	7/14/2021	31.59	31.83	0.24	694.64
RW-06	734.78	9/1/2020	37.65	43.85	6.20	695.47
RW-06	734.78	9/3/2020	44.70	45.10	0.40	689.97
RW-06	734.78	9/5/2020	38.33	43.73	5.40	695.00
RW-06	734.78	9/8/2020	45.22	45.50	0.28	689.48
RW-06	734.78	9/9/2020	37.42	43.32	5.90	695.78
RW-06	734.78	9/11/2020	39.30	42.55	3.25	694.61
RW-06	734.78	9/12/2020	38.35	41.70	3.35	695.53
RW-06	734.78	9/14/2020	37.25	42.00	4.75	696.26
RW-06	734.78	9/18/2020	38.90	43.15	4.25	694.74
RW-06	734.78	9/28/2020	36.05	47.53	11.48	695.65
RW-06	734.78	10/2/2020	37.00	43.50	6.50	696.04
RW-06	734.78	10/5/2020	36.95	44.47	7.52	695.81
RW-06	734.78	10/19/2020	36.76	47.73	10.97	695.08
RW-06	734.78	11/9/2020	37.50	46.91	9.41	694.76
RW-06	734.78	11/23/2020	37.80	46.80	9.00	694.57
RW-06	734.78	12/26/2020	28.07	36.03	7.96	704.58
RW-06	734.78	2/1/2021	39.36	45.89	6.53	693.67
RW-06	734.78	3/4/2021	39.98	45.07	5.09	693.43
RW-06	734.78	4/1/2021	40.50	45.39	4.89	692.97
RW-06	734.78	4/29/2021	40.49	44.47	3.98	693.23
RW-06	734.78	5/26/2021	41.39	44.19	2.80	692.64
RW-06	734.78	6/9/2021	42.20	43.39	1.19	692.26
RW-06	734.78	7/1/2021	42.67	44.06	1.39	691.74
RW-06	734.78	7/14/2021	42.57	45.93	3.36	691.31

Table 4
Summary of Recovery Well Gauging Data

Colonial Pipeline Company
2020-L1-SR2448
Huntersville, North Carolina

Well ID	Top Of Casing Elevation[1]	Date	Depth to Free Product (ft btoc)	Depth to Groundwater (ft btoc)	Free Product Thickness (ft)	Groundwater Elevation[2] (ft btoc)
RW-07	726.92	9/5/2020	34.20	41.55	7.35	690.75
RW-07	726.92	9/8/2020	33.70	46.00	12.30	689.92
RW-07	726.92	9/9/2020	37.45	40.82	3.37	688.56
RW-07	726.92	9/10/2020	36.40	39.90	3.50	689.58
RW-07	726.92	9/12/2020	33.52	45.60	12.08	690.16
RW-07	726.92	9/14/2020	34.01	40.09	6.08	691.28
RW-07	726.92	9/18/2020	36.50	42.30	5.80	688.86
RW-07	726.92	9/28/2020	32.50	45.30	12.80	690.99
RW-07	726.92	10/2/2020	33.52	40.95	7.43	691.41
RW-07	726.92	10/6/2020	33.50	42.83	9.33	690.92
RW-07	726.92	10/19/2020	32.80	46.13	13.33	690.55
RW-07	726.92	11/9/2020	33.30	46.20	12.90	690.16
RW-07	726.92	11/23/2020	33.40	45.70	12.30	690.22
RW-07	726.92	10/21/2020	32.80	46.13	13.33	690.55
RW-07	726.92	12/26/2020	31.87	33.51	1.64	694.61
RW-07	726.92	2/1/2021	33.56	39.93	6.37	691.65
RW-07	726.92	3/4/2021	33.74	39.95	6.21	691.51
RW-07	726.92	4/1/2021	33.91	39.98	6.07	691.38
RW-07	726.92	4/29/2021	33.82	39.59	5.77	691.55
RW-07	726.92	5/26/2021	34.20	39.67	5.47	691.25
RW-07	726.92	6/9/2021	34.32	39.80	5.48	691.13
RW-07	726.92	7/1/2021	34.40	41.42	7.02	690.64
RW-07	726.92	7/14/2021	34.85	39.93	5.08	690.71
RW-08	730.40	9/6/2020	ND	38.36	0.00	692.04
RW-08	730.40	9/8/2020	ND	38.32	0.00	692.08
RW-08	730.40	9/14/2020	ND	31.89	0.00	698.51
RW-08	730.40	10/9/2020	ND	31.66	0.00	698.74
RW-08	730.40	10/19/2020	32.21	35.93	3.72	697.20
RW-08	730.40	11/9/2020	ND	33.42	0.00	696.98
RW-08	730.40	11/23/2020	33.56	35.98	2.42	696.20
RW-08	730.40	12/26/2020	ND	33.75	0.00	696.65
RW-08	730.40	1/19/2021	34.25	35.95	1.70	695.70
RW-08	730.40	1/25/2021	34.44	36.01	1.57	695.54
RW-08	730.40	2/1/2021	DRY	DRY	DRY	DRY
RW-08	730.40	2/8/2021	35.19	DRY	>0.92	DRY
RW-08	730.40	2/16/2021	35.44	36.01	0.57	694.81
RW-08	730.40	2/22/2021	ND	35.62	0.00	694.78
RW-08	730.40	3/4/2021	ND	35.88	0.00	694.52
RW-08	730.40	3/8/2021	ND	36.04	0.00	694.36
RW-08	730.40	3/15/2021	36.01	36.05	0.04	694.38
RW-08	730.40	4/1/2021	DRY	DRY	DRY	DRY
RW-08	730.40	4/12/2021	DRY	DRY	DRY	DRY
RW-08	730.40	4/19/2021	DRY	DRY	DRY	DRY
RW-08	730.40	4/29/2021	DRY	DRY	DRY	DRY
RW-08	730.40	5/3/2021	DRY	DRY	DRY	DRY
RW-08	730.40	5/10/2021	DRY	DRY	DRY	DRY
RW-08	730.40	5/18/2021	DRY	DRY	DRY	DRY
RW-08	730.40	5/26/2021	DRY	DRY	DRY	DRY
RW-08	730.40	5/31/2021	DRY	DRY	DRY	DRY
RW-08	730.40	6/9/2021	DRY	DRY	DRY	DRY
RW-08	730.40	6/14/2021	DRY	DRY	DRY	DRY
RW-08	730.40	6/21/2021	DRY	DRY	DRY	DRY
RW-08	730.40	7/1/2021	DRY	DRY	DRY	DRY
RW-08	730.40	7/6/2021	DRY	DRY	DRY	DRY
RW-08	730.40	7/14/2021	DRY	DRY	DRY	DRY

Table 4
Summary of Recovery Well Gauging Data

Colonial Pipeline Company
2020-L1-SR2448
Huntersville, North Carolina

Well ID	Top Of Casing Elevation[1]	Date	Depth to Free Product (ft btoc)	Depth to Groundwater (ft btoc)	Free Product Thickness (ft)	Groundwater Elevation[2] (ft btoc)
RW-09	732.39	9/1/2020	29.95	39.55	9.60	699.87
RW-09	732.39	9/3/2020	37.55	37.85	0.30	694.76
RW-09	732.39	9/5/2020	29.88	41.42	11.54	699.42
RW-09	732.39	9/8/2020	30.50	38.05	7.55	699.87
RW-09	732.39	9/9/2020	30.20	40.10	9.90	699.54
RW-09	732.39	9/12/2020	31.07	39.46	8.39	699.07
RW-09	732.39	9/14/2020	30.15	37.85	7.70	700.18
RW-09	732.39	9/18/2020	31.30	37.50	6.20	699.43
RW-09	732.39	9/28/2020	37.70	38.53	0.83	694.46
RW-09	732.39	10/2/2020	30.10	42.80	12.70	698.89
RW-09	732.39	10/7/2020	31.10	40.20	9.10	698.85
RW-09	732.39	10/19/2020	31.13	42.88	11.75	698.11
RW-09	732.39	11/9/2020	32.05	42.90	10.85	697.43
RW-09	732.39	11/23/2020	32.31	42.93	10.62	697.24
RW-09	732.39	12/26/2020	31.02	39.58	8.56	699.08
RW-09	732.39	2/1/2021	31.21	37.90	6.69	699.39
RW-09	730.09	3/4/2021	31.61	36.26	4.65	697.24
RW-09	730.09	4/1/2021	32.33	34.98	2.65	697.05
RW-09	730.09	4/29/2021	32.09	34.78	2.69	697.28
RW-09	730.09	5/26/2021	32.77	35.35	2.58	696.63
RW-09	730.09	6/9/2021	33.29	34.77	1.48	696.40
RW-09	730.09	7/1/2021	33.78	36.00	2.22	695.72
RW-09	730.09	7/14/2021	33.94	36.63	2.69	695.43
RW-10	734.38	9/1/2020	19.95	33.10	13.15	710.91
RW-10	734.38	9/3/2020	25.85	33.40	7.55	706.51
RW-10	734.38	9/5/2020	29.20	33.60	4.40	704.00
RW-10	734.38	9/8/2020	29.60	34.00	4.40	703.60
RW-10	734.38	9/9/2020	29.85	34.53	4.68	703.28
RW-10	734.38	9/12/2020	30.50	33.50	3.00	703.08
RW-10	734.38	9/14/2020	30.20	33.40	3.20	703.32
RW-10	734.38	9/18/2020	31.60	33.40	1.80	702.30
RW-10	734.38	9/28/2020	31.45	33.00	1.55	702.51
RW-10	734.38	10/2/2020	31.73	33.43	1.70	702.19
RW-10	734.38	10/7/2020	32.10	33.40	1.30	701.93
RW-10	734.38	10/19/2020	32.72	33.31	0.59	701.50
RW-10	734.38	10/21/2020	32.72	33.31	0.59	701.50
RW-10	734.38	11/9/2020	ND	33.20	0.00	701.18
RW-10	734.38	11/23/2020	33.21	33.60	0.39	701.06
RW-10	734.38	12/26/2020	ND	30.56	0.00	703.82
RW-10	734.38	2/1/2021	ND	30.57	0.00	703.81
RW-10	731.87	3/4/2021	ND	30.57	0.00	701.30
RW-10	731.87	4/1/2021	ND	30.57	0.00	701.30
RW-10	731.87	4/29/2021	ND	30.80	0.00	701.07
RW-10	731.87	5/26/2021	DRY	DRY	DRY	DRY
RW-10	731.87	5/31/2021	DRY	DRY	DRY	DRY
RW-10	731.87	6/9/2021	DRY	DRY	DRY	DRY
RW-10	731.87	7/1/2021	DRY	DRY	DRY	DRY
RW-10	731.87	7/14/2021	DRY	DRY	DRY	DRY

Table 4
Summary of Recovery Well Gauging Data

Colonial Pipeline Company
2020-L1-SR2448
Huntersville, North Carolina

Well ID	Top Of Casing Elevation[1]	Date	Depth to Free Product (ft btoc)	Depth to Groundwater (ft btoc)	Free Product Thickness (ft)	Groundwater Elevation[2] (ft btoc)
RW-11	725.94	9/6/2020	32.23	34.39	2.16	693.13
RW-11	725.94	9/8/2020	31.60	32.80	1.20	694.02
RW-11	725.94	9/14/2020	28.85	31.62	2.77	696.35
RW-11	725.94	9/18/2020	ND	34.00	0.00	691.94
RW-11	725.94	9/28/2020	29.90	31.90	2.00	695.50
RW-11	725.94	10/2/2020	32.30	32.60	0.30	693.56
RW-11	725.94	10/5/2020	27.70	34.10	6.40	696.53
RW-11	725.94	10/19/2020	27.70	31.27	3.57	697.28
RW-11	725.94	11/9/2020	28.33	31.14	2.81	696.86
RW-11	725.94	11/23/2020	28.61	29.80	1.19	697.01
RW-11	725.94	10/21/2020	27.70	31.27	3.57	697.28
RW-11	725.94	12/26/2020	29.05	32.58	3.53	695.94
RW-11	725.94	2/1/2021	29.16	32.30	3.14	695.94
RW-11	725.94	3/4/2021	29.31	31.97	2.66	695.92
RW-11	725.94	4/1/2021	ND	29.30	0.00	696.64
RW-11	725.94	4/29/2021	29.10	35.46	6.36	695.14
RW-11	725.94	5/26/2021	30.41	32.23	1.82	695.04
RW-11	725.94	6/9/2021	30.57	31.25	0.68	695.19
RW-11	725.94	7/1/2021	30.88	31.55	0.67	694.88
RW-11	725.94	7/14/2021	31.51	32.36	0.85	694.20
RW-12	726.61	9/5/2020	31.45	33.82	2.37	694.53
RW-12	726.61	9/6/2020	34.95	35.14	0.19	691.61
RW-12	726.61	9/8/2020	34.20	36.10	1.90	691.90
RW-12	726.61	9/9/2020	34.24	36.65	2.41	691.73
RW-12	726.61	9/10/2020	34.70	35.83	1.13	691.61
RW-12	726.61	9/12/2020	32.89	34.35	1.46	693.33
RW-12	726.61	9/14/2020	31.81	36.18	4.37	693.63
RW-12	726.61	9/18/2020	32.35	34.60	2.25	693.66
RW-12	726.61	9/28/2020	29.43	36.91	7.48	695.18
RW-12	726.61	10/2/2020	31.10	36.40	5.30	694.09
RW-12	726.61	10/6/2020	29.78	37.75	7.97	694.70
RW-12	726.61	10/19/2020	30.35	37.04	6.69	694.47
RW-12	726.61	11/9/2020	31.21	37.08	5.87	693.83
RW-12	726.61	11/23/2020	31.53	37.08	5.55	693.60
RW-12	726.61	12/26/2020	31.00	35.51	4.51	694.40
RW-12	726.61	2/1/2021	32.01	35.51	3.50	693.66
RW-12	726.61	3/4/2021	32.52	35.51	2.99	693.29
RW-12	726.61	4/1/2021	32.79	35.48	2.69	693.10
RW-12	726.61	4/29/2021	32.77	35.46	2.69	693.12
RW-12	726.61	5/26/2021	33.34	35.48	2.14	692.70
RW-12	726.61	6/9/2021	33.63	35.54	1.91	692.47
RW-12	726.61	7/1/2021	34.08	35.48	1.40	692.16
RW-12	726.61	7/14/2021	34.37	35.41	1.04	691.96

Table 4
Summary of Recovery Well Gauging Data

Colonial Pipeline Company
2020-L1-SR2448
Huntersville, North Carolina

Well ID	Top Of Casing Elevation[1]	Date	Depth to Free Product (ft btoc)	Depth to Groundwater (ft btoc)	Free Product Thickness (ft)	Groundwater Elevation[2] (ft btoc)
RW-13	732.30	9/5/2020	ND	24.90	0.00	707.40
RW-13	732.30	9/6/2020	ND	26.54	0.00	705.76
RW-13	732.30	9/8/2020	ND	27.05	0.00	705.25
RW-13	732.30	9/14/2020	ND	27.93	0.00	704.37
RW-13	732.30	10/9/2020	ND	28.34	0.00	703.96
RW-13	732.30	10/19/2020	33.87	34.11	0.24	698.36
RW-13	732.30	11/9/2020	ND	31.09	0.00	701.21
RW-13	732.30	11/23/2020	31.10	31.23	0.13	701.16
RW-13	732.30	12/26/2020	ND	31.85	0.00	700.45
RW-13	732.30	1/25/2021	32.53	32.79	0.26	699.70
RW-13	732.30	2/1/2021	32.67	32.92	0.25	699.56
RW-13	732.30	2/8/2021	32.82	33.09	0.27	699.41
RW-13	732.30	2/16/2021	32.86	33.18	0.32	699.35
RW-13	732.30	3/4/2021	33.10	33.39	0.29	699.12
RW-13	732.30	4/1/2021	33.13	33.42	0.29	699.09
RW-13	732.30	4/12/2021	33.22	33.53	0.31	699.00
RW-13	732.30	4/19/2021	ND	33.13	0.00	699.17
RW-13	732.30	4/29/2021	33.08	33.36	0.28	699.15
RW-13	732.30	5/3/2021	35.07	35.33	0.26	697.16
RW-13	732.30	5/10/2021	33.06	33.35	0.29	699.16
RW-13	732.30	5/18/2021	33.19	33.46	0.27	699.04
RW-13	732.30	5/26/2021	33.76	34.10	0.34	698.45
RW-13	732.30	5/31/2021	ND	33.96	0.00	698.34
RW-13	732.30	6/7/2021	ND	34.04	0.00	698.26
RW-13	732.30	6/14/2021	ND	34.04	0.00	698.26
RW-13	732.30	6/21/2021	31.11	31.43	0.32	701.10
RW-13	732.30	7/1/2021	31.49	31.83	0.34	700.72
RW-13	732.30	7/6/2021	31.68	32.04	0.36	700.52
RW-13	732.30	7/14/2021	32.16	32.53	0.37	700.04
RW-14	732.14	9/6/2020	27.12	39.68	12.56	701.65
RW-14	732.14	9/8/2020	27.15	36.25	9.10	702.55
RW-14	732.14	9/10/2020	27.95	35.05	7.10	702.29
RW-14	732.14	9/12/2020	27.40	38.95	11.55	701.65
RW-14	732.14	9/14/2020	27.68	39.15	11.47	701.39
RW-14	732.14	9/18/2020	29.15	39.20	10.05	700.30
RW-14	732.14	9/28/2020	29.30	39.93	10.63	699.99
RW-14	732.14	10/2/2020	29.63	39.95	10.32	699.74
RW-14	732.14	10/6/2020	29.90	40.00	10.10	699.53
RW-14	732.14	10/19/2020	30.60	39.94	9.34	699.04
RW-14	732.14	11/9/2020	31.69	40.10	8.41	698.20
RW-14	732.14	11/23/2020	32.09	40.05	7.96	697.92
RW-14	732.14	12/26/2020	33.11	38.57	5.46	697.56
RW-14	732.14	2/1/2021	33.65	37.77	4.12	697.38
RW-14	732.14	3/4/2021	33.92	37.62	3.70	697.23
RW-14	732.14	4/1/2021	34.07	38.02	3.95	697.01
RW-14	732.14	4/29/2021	33.80	37.56	3.76	697.33
RW-14	732.14	5/26/2021	34.06	37.04	2.98	697.28
RW-14	732.14	6/9/2021	34.29	36.91	2.62	697.14
RW-14	732.14	7/1/2021	34.58	36.75	2.17	696.98
RW-14	732.14	7/14/2021	34.86	36.84	1.98	696.75

Table 4
Summary of Recovery Well Gauging Data

Colonial Pipeline Company
2020-L1-SR2448
Huntersville, North Carolina

Well ID	Top Of Casing Elevation[1]	Date	Depth to Free Product (ft btoc)	Depth to Groundwater (ft btoc)	Free Product Thickness (ft)	Groundwater Elevation[2] (ft btoc)
RW-15	723.99	9/6/2020	34.07	34.10	0.03	689.91
RW-15	723.99	9/8/2020	34.15	34.17	0.02	689.83
RW-15	723.99	9/14/2020	34.25	34.29	0.04	689.73
RW-15	723.99	9/28/2020	34.62	34.68	0.06	689.35
RW-15	723.99	10/9/2020	ND	34.98	0.00	689.01
RW-15	723.99	10/19/2020	35.02	35.12	0.10	688.94
RW-15	723.99	11/9/2020	35.09	35.29	0.20	688.85
RW-15	723.99	11/9/2020	34.94	35.03	0.09	689.03
RW-15	723.99	11/23/2020	ND	45.23	0.00	678.76
RW-15	723.99	12/26/2020	35.01	35.25	0.24	688.92
RW-15	723.99	1/19/2021	34.99	35.35	0.36	688.90
RW-15	723.99	1/25/2021	34.84	35.21	0.37	689.05
RW-15	723.99	2/1/2021	34.73	35.11	0.38	689.16
RW-15	723.99	2/8/2021	35.15	35.60	0.45	688.72
RW-15	723.99	2/16/2021	34.78	35.21	0.43	689.09
RW-15	723.99	2/22/2021	34.60	35.50	0.90	689.15
RW-15	723.99	3/4/2021	34.45	34.90	0.45	689.42
RW-15	723.99	3/8/2021	34.63	35.13	0.50	689.23
RW-15	723.99	3/15/2021	34.49	34.98	0.49	689.37
RW-15	723.99	3/22/2021	34.36	34.82	0.46	689.51
RW-15	723.99	4/1/2021	34.16	34.59	0.43	689.71
RW-15	723.99	4/12/2021	34.09	34.50	0.41	689.79
RW-15	723.99	4/19/2021	34.02	34.43	0.41	689.86
RW-15	723.99	4/29/2021	33.96	34.36	0.40	689.92
RW-15	723.99	5/3/2021	34.07	34.51	0.44	689.80
RW-15	723.99	5/10/2021	34.12	34.55	0.43	689.75
RW-15	723.99	5/18/2021	34.18	34.65	0.47	689.68
RW-15	723.99	5/26/2021	34.10	34.55	0.45	689.77
RW-15	723.99	5/31/2021	34.38	34.88	0.50	689.48
RW-15	723.99	6/7/2021	34.45	34.96	0.51	689.40
RW-15	723.99	6/14/2021	34.48	35.01	0.53	689.37
RW-15	723.99	6/21/2021	34.64	35.18	0.54	689.21
RW-15	723.99	7/1/2021	34.76	35.34	0.58	689.07
RW-15	723.99	7/6/2021	35.00	35.59	0.59	688.83
RW-15	723.99	7/14/2021	32.90	33.50	0.60	690.93
RW-16	732.10	9/5/2020	30.80	37.71	6.91	699.45
RW-16	732.10	9/6/2020	30.14	36.39	6.25	700.28
RW-16	732.10	9/8/2020	30.60	35.70	5.10	700.13
RW-16	732.10	9/9/2020	29.80	39.92	10.12	699.59
RW-16	732.10	9/10/2020	35.95	39.70	3.75	695.14
RW-16	732.10	9/12/2020	34.65	38.60	3.95	696.39
RW-16	732.10	9/14/2020	30.85	36.70	5.85	699.68
RW-16	732.10	9/18/2020	32.15	36.30	4.15	698.83
RW-16	732.10	9/28/2020	31.55	37.40	5.85	698.98
RW-16	732.10	10/2/2020	31.47	37.82	6.35	698.93
RW-16	732.10	10/6/2020	30.90	40.50	9.60	698.63
RW-16	732.10	10/19/2020	31.00	43.12	12.12	697.85
RW-16	732.10	11/9/2020	32.05	42.12	10.07	697.35
RW-16	732.10	11/23/2020	32.43	42.34	9.91	697.01
RW-16	732.10	12/26/2020	31.37	39.10	7.73	698.66
RW-16	732.10	2/1/2021	31.84	38.08	6.24	698.59
RW-16	732.10	3/4/2021	32.49	36.72	4.23	698.47
RW-16	732.10	4/1/2021	33.10	35.82	2.72	698.27
RW-16	732.10	4/29/2021	32.56	35.85	3.29	698.65
RW-16	732.10	5/26/2021	33.32	34.98	1.66	698.33
RW-16	732.10	6/9/2021	33.51	35.02	1.51	698.18
RW-16	732.10	7/1/2021	33.70	35.49	1.79	697.92
RW-16	732.10	7/14/2021	34.26	34.98	0.72	697.64

Table 4
Summary of Recovery Well Gauging Data

Colonial Pipeline Company
2020-L1-SR2448
Huntersville, North Carolina

Well ID	Top Of Casing Elevation[1]	Date	Depth to Free Product (ft btoc)	Depth to Groundwater (ft btoc)	Free Product Thickness (ft)	Groundwater Elevation[2] (ft btoc)
RW-17	729.57	9/6/2020	ND	19.94	0.00	709.63
RW-17	729.57	9/8/2020	ND	20.05	0.00	709.52
RW-17	729.57	9/14/2020	ND	20.05	0.00	709.52
RW-17	729.57	9/28/2020	ND	20.04	0.00	709.53
RW-17	729.57	10/9/2020	ND	20.06	0.00	709.51
RW-17	729.57	10/19/2020	ND	20.06	0.00	709.51
RW-17	729.57	11/9/2020	ND	20.09	0.00	709.48
RW-17	729.57	11/23/2020	ND	20.09	0.00	709.48
RW-17	729.57	12/26/2020	ND	20.11	0.00	709.46
RW-17	729.57	1/25/2021	ND	20.08	0.00	709.49
RW-17	729.57	2/1/2021	ND	Dry	Dry	Dry
RW-17	729.57	2/8/2021	ND	20.08	0.00	709.49
RW-17	729.57	2/16/2021	ND	20.08	0.00	709.49
RW-17	729.57	2/22/2021	Dry	Dry	Dry	Dry
RW-17	729.57	3/4/2021	Dry	Dry	Dry	Dry
RW-17	729.57	3/8/2021	ND	21.08	0.00	708.49
RW-17	729.57	3/15/2021	ND	20.11	0.00	709.46
RW-17	729.57	3/22/2021	ND	20.08	0.00	709.49
RW-17	729.57	4/1/2021	ND	20.08	0.00	709.49
RW-17	729.57	4/12/2021	ND	20.11	0.00	709.46
RW-17	729.57	4/19/2021	Dry	Dry	Dry	Dry
RW-17	729.57	4/29/2021	Dry	Dry	Dry	Dry
RW-17	729.57	5/3/2021	Dry	Dry	Dry	Dry
RW-17	729.57	5/10/2021	Dry	Dry	Dry	Dry
RW-17	729.57	5/18/2021	17.74	17.76	0.02	711.82
RW-17	729.57	5/26/2021	ND	18.58	0.00	710.99
RW-17	729.57	6/7/2021	ND	18.72	0.00	710.85
RW-17	729.57	7/1/2021	Dry	Dry	Dry	Dry
RW-17	729.57	7/6/2021	Dry	Dry	Dry	Dry
RW-17	729.57	7/14/2021	Dry	Dry	Dry	Dry
RW-18	737.66	9/8/2020	36.15	40.20	4.05	700.42
RW-18	737.66	9/9/2020	36.40	41.35	4.95	699.93
RW-18	737.66	9/12/2020	36.50	40.00	3.50	700.22
RW-18	737.66	9/14/2020	34.95	42.00	7.05	700.82
RW-18	737.66	9/18/2020	36.55	42.00	5.45	699.65
RW-18	737.66	9/28/2020	35.42	45.45	10.03	699.55
RW-18	737.66	10/2/2020	35.20	47.65	12.45	699.12
RW-18	737.66	10/7/2020	35.70	47.48	11.78	698.80
RW-18	737.66	10/19/2020	36.54	47.75	11.21	698.12
RW-18	737.66	11/9/2020	37.73	47.71	9.98	697.26
RW-18	737.66	11/23/2020	37.86	47.57	9.71	697.20
RW-18	737.66	12/26/2020	36.91	45.38	8.47	698.48
RW-18	737.66	2/1/2021	38.19	43.31	5.12	698.10
RW-18	737.66	3/4/2021	38.30	42.78	4.48	698.16
RW-18	735.96	4/1/2021	39.05	41.76	2.71	696.18
RW-18	735.96	4/29/2021	39.67	40.76	1.09	696.00
RW-18	735.96	5/26/2021	39.51	41.28	1.77	695.98
RW-18	735.96	6/9/2021	39.68	41.45	1.77	695.81
RW-18	735.96	7/1/2021	39.60	42.39	2.79	695.61
RW-18	735.96	7/14/2021	40.08	41.97	1.89	695.37

Table 4
Summary of Recovery Well Gauging Data

Colonial Pipeline Company
2020-L1-SR2448
Huntersville, North Carolina

Well ID	Top Of Casing Elevation[1]	Date	Depth to Free Product (ft btoc)	Depth to Groundwater (ft btoc)	Free Product Thickness (ft)	Groundwater Elevation[2] (ft btoc)
RW-19	722.02	9/8/2020	ND	32.80	0.00	689.22
RW-19	722.02	9/14/2020	ND	32.74	0.00	689.28
RW-19	722.02	9/28/2020	ND	32.92	0.00	689.10
RW-19	722.02	10/9/2020	ND	33.23	0.00	688.79
RW-19	722.02	10/19/2020	ND	33.28	0.00	688.74
RW-19	722.02	11/9/2020	33.28	33.30	0.02	688.73
RW-19	722.02	11/9/2020	33.06	33.16	0.10	688.93
RW-19	722.02	11/23/2020	ND	33.22	0.00	688.80
RW-19	722.02	12/26/2020	33.09	33.29	0.20	688.88
RW-19	722.02	1/19/2021	33.07	33.57	0.50	688.82
RW-19	722.02	1/25/2021	32.94	33.48	0.54	688.94
RW-19	722.02	2/1/2021	32.89	33.42	0.53	688.99
RW-19	722.02	2/8/2021	33.18	33.93	0.75	688.64
RW-19	722.02	2/16/2021	32.82	33.64	0.82	688.98
RW-19	722.02	2/22/2021	32.67	33.51	0.84	689.13
RW-19	722.02	3/4/2021	32.44	33.59	1.15	689.27
RW-19	722.02	3/8/2021	32.57	33.93	1.36	689.09
RW-19	722.02	3/15/2021	32.37	33.92	1.55	689.24
RW-19	722.02	3/22/2021	32.2	33.89	1.69	689.37
RW-19	722.02	4/1/2021	31.89	33.89	2.00	689.59
RW-19	722.02	4/12/2021	32.7	34	1.30	688.97
RW-19	722.02	4/19/2021	31.59	34.1	2.51	689.76
RW-19	722.02	4/29/2021	31.48	34.21	2.73	689.81
RW-19	722.02	5/3/2021	31.5	34.41	2.91	689.74
RW-19	722.02	5/10/2021	31.55	34.63	3.08	689.65
RW-19	722.02	5/18/2021	31.53	34.9	3.37	689.59
RW-19	722.02	5/26/2021	31.43	35.08	3.65	689.61
RW-19	722.02	5/31/2021	31.61	35.41	3.80	689.39
RW-19	722.02	6/7/2021	31.65	35.70	4.05	689.29
RW-19	722.02	6/14/2021	31.62	35.94	4.32	689.24
RW-19	722.02	6/21/2021	31.73	36.29	4.56	689.07
RW-19	722.02	7/1/2021	31.77	36.69	4.92	688.93
RW-19	722.02	7/6/2021	31.95	37.09	5.14	688.69
RW-19	722.02	7/14/2021	28.93	34.33	5.40	691.64
RW-20	731.69	9/8/2020	ND	28.75	0.00	702.94
RW-20	731.69	9/14/2020	26.90	36.20	9.30	702.30
RW-20	731.69	9/28/2020	31.55	33.20	1.65	699.69
RW-20	731.69	10/2/2020	30.60	31.65	1.05	700.81
RW-20	731.69	10/6/2020	30.50	31.90	1.40	700.81
RW-20	731.69	10/19/2020	30.29	32.90	2.61	700.70
RW-20	731.69	10/21/2020	30.29	32.90	2.61	700.70
RW-20	731.69	11/9/2020	30.62	35.09	4.47	699.87
RW-20	731.69	11/23/2020	30.96	35.84	4.88	699.42
RW-20	731.69	12/26/2020	31.84	36.35	4.51	698.64
RW-20	731.69	2/1/2021	32.15	36.50	4.35	698.37
RW-20	731.69	3/4/2021	32.29	36.48	4.19	698.27
RW-20	731.69	4/1/2021	33.31	35.79	2.48	697.71
RW-20	731.69	4/29/2021	33.39	35.10	1.71	697.84
RW-20	731.69	5/26/2021	33.87	34.37	0.50	697.68
RW-20	731.69	6/9/2021	34.06	34.29	0.23	697.56
RW-20	731.69	7/1/2021	34.18	34.42	0.24	697.44
RW-20	731.69	7/14/2021	34.41	34.49	0.08	697.25

Table 4
Summary of Recovery Well Gauging Data

Colonial Pipeline Company
2020-L1-SR2448
Huntersville, North Carolina

Well ID	Top Of Casing Elevation[1]	Date	Depth to Free Product (ft btoc)	Depth to Groundwater (ft btoc)	Free Product Thickness (ft)	Groundwater Elevation[2] (ft btoc)
RW-21	731.68	9/13/2020	28.50	42.55	14.05	699.42
RW-21	731.68	9/14/2020	30.72	36.55	5.83	699.40
RW-21	731.68	9/18/2020	31.30	38.00	6.70	698.59
RW-21	731.68	9/28/2020	30.08	41.40	11.32	698.57
RW-21	731.68	10/2/2020	30.28	41.15	10.87	698.49
RW-21	731.68	10/6/2020	30.40	41.55	11.15	698.30
RW-21	731.68	10/19/2020	30.13	45.10	14.97	697.55
RW-21	731.68	11/9/2020	31.09	44.70	13.61	696.95
RW-21	731.68	11/23/2020	31.50	42.64	11.14	697.20
RW-21	731.68	12/26/2020	32.40	40.56	8.16	697.10
RW-21	731.68	2/1/2021	32.81	39.59	6.78	697.06
RW-21	731.68	3/4/2021	33.36	38.60	5.24	696.92
RW-21	731.68	4/1/2021	35.58	38.86	3.28	695.23
RW-21	731.68	4/29/2021	33.22	38.34	5.12	697.09
RW-21	731.68	5/26/2021	33.64	38.27	4.63	696.80
RW-21	731.68	6/9/2021	33.82	38.34	4.52	696.65
RW-21	731.68	7/1/2021	34.10	38.18	4.08	696.49
RW-21	731.68	7/14/2021	34.36	38.47	4.11	696.22
RW-22	726.60	9/10/2020	25.62	39.00	13.38	697.40
RW-22	726.60	9/12/2020	26.70	31.62	4.92	698.58
RW-22	726.60	9/14/2020	25.55	30.85	5.30	699.63
RW-22	726.60	9/18/2020	26.10	32.10	6.00	698.89
RW-22	726.60	9/28/2020	26.20	30.75	4.55	699.18
RW-22	726.60	10/2/2020	25.55	33.00	7.45	699.06
RW-22	726.60	10/5/2020	25.53	34.50	8.97	698.67
RW-22	726.60	10/19/2020	25.93	37.32	11.39	697.62
RW-22	726.60	11/9/2020	26.89	36.99	10.10	697.01
RW-22	726.60	11/23/2020	27.29	36.70	9.41	696.79
RW-22	726.60	12/26/2020	26.43	27.75	1.32	699.82
RW-22	726.60	2/1/2021	26.68	34.43	7.75	697.85
RW-22	727.54	3/4/2021	29.80	31.73	1.93	697.22
RW-22	727.54	4/1/2021	30.31	30.73	0.42	697.12
RW-22	727.54	4/29/2021	30.21	30.39	0.18	697.28
RW-22	727.54	5/26/2021	30.95	31.11	0.16	696.55
RW-22	727.54	6/9/2021	31.28	31.52	0.24	696.20
RW-22	727.54	7/1/2021	31.85	32.06	0.21	695.63
RW-22	727.54	7/14/2021	32.24	32.44	0.20	695.25
RW-23	724.85	9/13/2020	31.80	41.73	9.93	690.39
RW-23	724.85	9/14/2020	31.79	41.68	9.89	690.41
RW-23	724.85	9/18/2020	32.95	39.35	6.40	690.18
RW-23	724.85	9/28/2020	32.91	39.45	6.54	690.19
RW-23	724.85	10/2/2020	33.39	39.31	5.92	689.87
RW-23	724.85	10/6/2020	33.25	39.25	6.00	689.99
RW-23	724.85	10/19/2020	33.30	39.26	5.96	689.95
RW-23	724.85	11/9/2020	33.39	39.03	5.64	689.95
RW-23	724.85	11/23/2020	33.35	38.97	5.62	689.99
RW-23	724.85	12/26/2020	31.75	36.77	5.02	691.75
RW-23	724.85	2/1/2021	32.32	36.29	3.97	691.46
RW-23	724.85	3/4/2021	32.49	35.38	2.89	691.58
RW-23	724.85	4/1/2021	32.51	34.93	2.42	691.69
RW-23	724.85	4/29/2021	32.37	34.54	2.17	691.90
RW-23	724.85	5/26/2021	32.33	34.19	1.86	692.02
RW-23	724.85	6/9/2021	32.46	34.27	1.81	691.90
RW-23	724.85	7/1/2021	32.83	34.69	1.86	691.52
RW-23	724.85	7/14/2021	33.26	35.02	1.76	691.12

Table 4
Summary of Recovery Well Gauging Data

Colonial Pipeline Company
2020-L1-SR2448
Huntersville, North Carolina

Well ID	Top Of Casing Elevation[1]	Date	Depth to Free Product (ft btoc)	Depth to Groundwater (ft btoc)	Free Product Thickness (ft)	Groundwater Elevation[2] (ft btoc)
RW-24	734.33	9/11/2020	35.83	35.85	0.02	698.49
RW-24	734.33	9/12/2020	ND	36.00	0.00	698.33
RW-24	734.33	9/14/2020	35.75	36.25	0.50	698.44
RW-24	734.33	9/18/2020	ND	36.10	0.00	698.23
RW-24	734.33	9/28/2020	33.80	33.91	0.11	700.50
RW-24	734.33	10/2/2020	33.15	35.20	2.05	700.63
RW-24	734.33	10/5/2020	33.84	34.10	0.26	700.42
RW-24	734.33	10/19/2020	32.84	37.15	4.31	700.33
RW-24	734.33	11/9/2020	32.83	39.30	6.47	699.76
RW-24	734.33	11/23/2020	34.61	35.53	0.92	699.47
RW-24	734.33	12/26/2020	34.85	36.16	1.31	699.13
RW-24	734.33	2/1/2021	35.12	35.94	0.82	698.99
RW-24	731.18	3/4/2021	35.46	36.12	0.66	695.54
RW-24	731.18	4/1/2021	35.63	36.20	0.57	695.40
RW-24	731.18	4/29/2021	ND	35.48	0.00	695.70
RW-24	731.18	5/26/2021	36.16	36.66	0.50	694.89
RW-24	731.18	6/9/2021	36.61	36.93	0.32	694.48
RW-24	731.18	7/1/2021	37.19	37.36	0.17	693.94
RW-24	731.18	7/14/2021	37.64	37.81	0.17	693.49
RW-25	724.92	9/13/2020	33.75	37.21	3.46	690.24
RW-25	724.92	9/14/2020	33.08	38.85	5.77	690.29
RW-25	724.92	9/18/2020	34.88	35.80	0.92	689.79
RW-25	724.92	9/28/2020	34.86	35.90	1.04	689.78
RW-25	724.92	10/2/2020	34.90	36.55	1.65	689.57
RW-25	724.92	10/6/2020	34.90	36.40	1.50	689.61
RW-25	724.92	10/19/2020	33.83	39.91	6.08	689.46
RW-25	724.92	11/9/2020	34.45	38.55	4.10	689.37
RW-25	724.92	11/23/2020	34.58	38.10	3.52	689.39
RW-25	724.92	12/26/2020	31.30	36.50	5.20	692.22
RW-25	724.92	2/1/2021	31.70	35.11	3.41	692.30
RW-25	724.92	3/4/2021	31.85	33.82	1.97	692.54
RW-25	724.92	4/1/2021	31.79	33.34	1.55	692.71
RW-25	724.92	4/29/2021	31.56	33.01	1.45	692.97
RW-25	724.92	5/26/2021	31.7	32.98	1.28	692.87
RW-25	724.92	6/9/2021	31.94	33.19	1.25	692.64
RW-25	724.92	7/1/2021	31.90	34.63	2.73	692.29
RW-25	724.92	7/14/2021	32.71	33.93	1.22	691.88
RW-26	729.28	9/11/2020	29.80	30.35	0.55	699.34
RW-26	729.28	9/12/2020	29.85	30.42	0.57	699.28
RW-26	729.28	9/14/2020	29.79	30.41	0.62	699.33
RW-26	729.28	9/18/2020	30.31	32.20	1.89	698.47
RW-26	729.28	9/28/2020	27.60	29.25	1.65	701.24
RW-26	729.28	10/2/2020	27.17	28.35	1.18	701.80
RW-26	729.28	10/5/2020	27.01	29.15	2.14	701.70
RW-26	729.28	10/19/2020	26.39	29.02	2.63	702.19
RW-26	729.28	11/9/2020	26.82	29.60	2.78	701.72
RW-26	729.28	11/23/2020	27.20	29.49	2.29	701.47
RW-26	729.28	12/26/2020	27.62	28.53	0.91	701.42
RW-26	729.28	2/1/2021	28.30	28.66	0.36	700.89
RW-26	725.72	3/4/2021	29.81	29.96	0.15	695.87
RW-26	725.72	4/1/2021	26.33	26.34	0.01	699.39
RW-26	725.72	4/29/2021	29.14	29.29	0.15	696.54
RW-26	725.72	5/26/2021	30.00	30.37	0.37	695.62
RW-26	725.72	6/9/2021	31.15	31.43	0.28	694.50
RW-26	725.72	7/1/2021	31.28	31.62	0.34	694.35
RW-26	725.72	7/14/2021	30.87	31.22	0.35	694.76

Table 4
Summary of Recovery Well Gauging Data

Colonial Pipeline Company
2020-L1-SR2448
Huntersville, North Carolina

Well ID	Top Of Casing Elevation[1]	Date	Depth to Free Product (ft btoc)	Depth to Groundwater (ft btoc)	Free Product Thickness (ft)	Groundwater Elevation[2] (ft btoc)
RW-27	722.46	9/13/2020	ND	35.08	0.00	687.38
RW-27	722.46	9/14/2020	ND	35.09	0.00	687.37
RW-27	722.46	9/18/2020	ND	35.20	0.00	687.26
RW-27	722.46	10/9/2020	ND	35.23	0.00	687.23
RW-27	722.46	10/19/2020	35.23	35.43	0.20	687.18
RW-27	722.46	11/9/2020	34.36	39.20	4.84	686.80
RW-27	722.46	11/23/2020	31.27	40.65	9.38	688.68
RW-27	722.46	12/26/2020	29.90	44.02	14.12	688.78
RW-27	722.46	2/1/2021	32.68	44.18	11.50	686.70
RW-27	722.46	3/4/2021	32.70	41.71	9.01	687.35
RW-27	722.46	4/1/2021	33.23	40.77	7.54	687.21
RW-27	722.46	4/29/2021	33.81	39.72	5.91	687.07
RW-27	722.46	5/26/2021	34.17	38.54	4.37	687.12
RW-27	722.46	6/9/2021	34.46	38.38	3.92	686.95
RW-27	722.46	7/1/2021	35.22	37.68	2.46	686.58
RW-27	722.46	7/14/2021	34.99	38.35	3.36	686.57
RW-28	733.88	9/11/2020	38.13	39.31	1.18	695.43
RW-28	733.88	9/12/2020	ND	37.12	0.00	696.76
RW-28	733.88	9/13/2020	35.84	45.27	9.43	695.51
RW-28	733.88	9/14/2020	34.45	48.33	13.88	695.71
RW-28	733.88	9/18/2020	35.70	36.25	0.55	698.03
RW-28	733.88	9/28/2020	33.95	35.85	1.90	699.42
RW-28	733.88	10/2/2020	34.05	35.47	1.42	699.45
RW-28	733.88	10/5/2020	34.15	35.50	1.35	699.36
RW-28	733.88	10/19/2020	31.30	42.74	11.44	699.51
RW-28	733.88	11/9/2020	32.60	40.70	8.10	699.11
RW-28	733.88	11/23/2020	33.00	40.10	7.10	698.98
RW-28	733.88	12/26/2020	38.17	45.08	6.91	693.86
RW-28	733.88	2/1/2021	34.12	39.01	4.89	698.45
RW-28	729.51	3/4/2021	36.16	36.23	0.07	693.33
RW-28	729.51	4/1/2021	ND	35.98	0.00	693.53
RW-28	729.51	4/29/2021	35.98	36.40	0.42	693.42
RW-28	729.51	5/26/2021	37.14	37.56	0.42	692.26
RW-28	729.51	6/9/2021	ND	37.66	0.00	691.85
RW-28	729.51	7/1/2021	38.33	38.56	0.23	691.12
RW-28	729.51	7/14/2021	38.92	39.28	0.36	690.49
RW-29	721.84	9/13/2020	26.80	45.11	18.31	690.14
RW-29	721.84	9/14/2020	28.36	38.80	10.44	690.69
RW-29	721.84	9/18/2020	29.00	43.00	14.00	689.09
RW-29	721.84	9/28/2020	26.95	35.85	8.90	692.51
RW-29	721.84	10/2/2020	27.10	47.00	19.90	689.42
RW-29	721.84	10/6/2020	27.32	45.90	18.58	689.55
RW-29	721.84	10/19/2020	27.68	47.65	19.97	688.82
RW-29	721.84	11/9/2020	28.35	47.89	19.54	688.26
RW-29	721.84	11/23/2020	28.65	48.30	19.65	687.93
RW-29	721.84	12/26/2020	27.56	44.11	16.55	689.85
RW-29	721.84	2/1/2021	Dry	Dry	Dry	Dry
RW-29	721.84	3/4/2021	30.18	39.65	9.47	689.13
RW-29	719.80	4/1/2021	30.96	37.82	6.86	687.00
RW-29	719.80	4/29/2021	31.49	36.20	4.71	687.05
RW-29	719.80	5/26/2021	32.97	34.00	1.03	686.55
RW-29	719.80	6/9/2021	33.26	34.09	0.83	686.32
RW-29	719.80	7/1/2021	33.82	34.57	0.75	685.78
RW-29	719.80	7/14/2021	34.02	34.73	0.71	685.59

Table 4
Summary of Recovery Well Gauging Data

Colonial Pipeline Company
2020-L1-SR2448
Huntersville, North Carolina

Well ID	Top Of Casing Elevation[1]	Date	Depth to Free Product (ft btoc)	Depth to Groundwater (ft btoc)	Free Product Thickness (ft)	Groundwater Elevation[2] (ft btoc)
RW-30	719.60	9/14/2020	23.60	26.95	3.35	695.10
RW-30	719.60	9/28/2020	22.33	37.10	14.77	693.32
RW-30	719.60	10/2/2020	24.30	31.40	7.10	693.40
RW-30	719.60	10/6/2020	24.92	33.15	8.23	692.48
RW-30	719.60	10/19/2020	22.26	41.10	18.84	692.30
RW-30	719.60	11/9/2020	22.74	41.49	18.75	691.84
RW-30	719.60	11/23/2020	23.15	41.50	18.35	691.54
RW-30	719.60	12/26/2020	21.67	39.21	17.54	693.24
RW-30	719.60	2/1/2021	22.84	35.00	12.16	693.51
RW-30	719.60	3/4/2021	22.33	31.71	9.38	694.76
RW-30	717.30	4/1/2021	22.89	28.80	5.91	692.83
RW-30	717.30	4/29/2021	23.52	27.15	3.63	692.81
RW-30	717.30	5/26/2021	24.88	26.95	2.07	691.87
RW-30	717.30	6/9/2021	25.43	26.96	1.53	691.46
RW-30	717.30	7/1/2021	26.25	27.04	0.79	690.84
RW-30	717.30	7/14/2021	26.81	27.44	0.63	690.32
RW-31	716.23	9/14/2020	27.38	28.66	1.28	688.51
RW-31	716.23	9/28/2020	23.25	43.45	20.20	687.57
RW-31	716.23	10/2/2020	26.30	35.40	9.10	687.49
RW-31	716.23	10/6/2020	24.99	36.40	11.41	688.18
RW-31	716.23	10/19/2020	22.55	46.14	23.59	687.37
RW-31	716.23	11/9/2020	22.74	48.18	25.44	686.68
RW-31	716.23	11/23/2020	22.91	NW	>25.16	N/A
RW-31	716.23	12/26/2020	21.08	46.13	25.05	688.44
RW-31	716.23	2/1/2021	22.42	46.16	23.74	687.46
RW-31	716.23	3/4/2021	22.31	NW	>23.69	N/A
RW-31	714.14	4/1/2021	25.65	43.79	18.14	683.64
RW-31	714.14	4/29/2021	27.16	36.59	9.43	684.46
RW-31	714.14	5/26/2021	28.82	31.90	3.08	684.50
RW-31	714.14	6/9/2021	29.12	31.72	2.60	684.32
RW-31	714.14	7/1/2021	29.72	31.67	1.95	683.90
RW-31	714.14	7/14/2021	29.74	32.31	2.57	683.71
RW-32	716.45	9/28/2020	26.65	38.78	12.13	686.55
RW-32	716.45	10/2/2020	27.50	36.95	9.45	686.42
RW-32	716.45	10/6/2020	27.31	33.30	5.99	687.53
RW-32	716.45	10/8/2020	27.31	33.30	5.99	687.53
RW-32	716.45	10/19/2020	26.89	39.24	12.35	686.25
RW-32	716.45	11/9/2020	27.04	40.14	13.10	685.90
RW-32	716.45	11/23/2020	27.15	40.37	13.22	685.76
RW-32	716.45	12/26/2020	25.31	39.55	14.24	687.32
RW-32	716.45	2/1/2021	28.39	40.42	12.03	684.84
RW-32	716.45	3/4/2021	28.18	38.28	10.10	685.56
RW-32	716.45	4/1/2021	29.62	36.99	7.37	684.85
RW-32	716.45	4/29/2021	30.59	35.51	4.92	684.54
RW-32	716.45	5/26/2021	30.65	34.23	3.58	684.84
RW-32	716.45	6/9/2021	31.06	34.11	3.05	684.57
RW-32	716.45	7/1/2021	31.33	34.24	2.91	684.34
RW-32	716.45	7/14/2021	31.21	34.27	3.06	684.42

Table 4
Summary of Recovery Well Gauging Data

Colonial Pipeline Company
2020-L1-SR2448
Huntersville, North Carolina

Well ID	Top Of Casing Elevation[1]	Date	Depth to Free Product (ft btoc)	Depth to Groundwater (ft btoc)	Free Product Thickness (ft)	Groundwater Elevation[2] (ft btoc)
RW-33	716.59	9/28/2020	ND	31.60	0.00	684.99
RW-33	716.59	10/9/2020	ND	30.88	0.00	685.71
RW-33	716.59	10/19/2020	ND	30.90	0.00	685.69
RW-33	716.59	11/9/2020	ND	31.24	0.00	685.35
RW-33	716.59	11/23/2020	31.25	31.31	0.06	685.32
RW-33	716.59	12/26/2020	31.33	32.34	1.01	684.99
RW-33	716.59	2/1/2021	29.70	38.67	8.97	684.49
RW-33	716.59	3/4/2021	29.94	35.54	5.60	685.15
RW-33	716.59	4/1/2021	29.92	37.13	7.21	684.74
RW-33	716.59	4/29/2021	30.58	37.00	6.42	684.29
RW-33	716.59	5/26/2021	30.50	36.46	5.96	684.50
RW-33	716.59	6/9/2021	30.77	36.74	5.97	684.22
RW-33	716.59	7/1/2021	31.20	36.72	5.52	683.91
RW-33	716.59	7/14/2021	31.27	36.38	5.11	683.95
RW-34	735.92	9/28/2020	33.95	43.25	9.30	699.48
RW-34	735.92	10/2/2020	42.78	43.50	0.72	692.94
RW-34	735.92	10/7/2020	42.59	43.31	0.72	693.13
RW-34	735.92	10/19/2020	42.64	43.73	1.09	692.98
RW-34	735.92	11/9/2020	42.21	45.75	3.54	692.76
RW-34	735.92	11/23/2020	41.91	46.26	4.35	692.84
RW-34	735.92	12/26/2020	39.03	48.84	9.81	694.26
RW-34	735.92	2/1/2021	40.58	48.31	7.73	693.27
RW-34	735.92	3/4/2021	40.61	NW	>7.89	N/A
RW-34	735.92	4/1/2021	41.63	48.65	7.02	692.41
RW-34	735.92	4/29/2021	42.06	48.24	6.18	692.20
RW-34	735.92	5/26/2021	42.64	47.52	4.88	691.97
RW-34	735.92	6/9/2021	42.69	48.14	5.45	691.77
RW-34	735.92	7/1/2021	42.65	48.18	5.53	691.79
RW-34	735.92	7/14/2021	43.62	47.11	3.49	691.36
RW-35	740.16	10/2/2020	41.25	53.80	12.55	695.55
RW-35	740.16	10/7/2020	42.31	47.66	5.35	696.42
RW-35	740.16	10/19/2020	40.44	53.16	12.72	696.32
RW-35	740.16	11/9/2020	40.87	53.48	12.61	695.92
RW-35	740.16	11/23/2020	41.56	53.07	11.51	695.52
RW-35	740.16	12/26/2020	41.96	54.60	12.64	694.82
RW-35	740.16	2/1/2021	43.28	52.67	9.39	694.37
RW-35	740.16	3/4/2021	43.72	53.11	9.39	693.93
RW-35	740.16	4/1/2021	ND	44.67	0.00	695.49
RW-35	740.16	4/29/2021	44.91	53.92	9.01	692.84
RW-35	740.16	5/26/2021	46.31	49.48	3.17	693.00
RW-35	740.16	6/9/2021	46.84	49.43	2.59	692.63
RW-35	740.16	7/1/2021	48.05	49.70	1.65	691.67
RW-35	740.16	7/14/2021	48.56	49.75	1.19	691.28

Table 4
Summary of Recovery Well Gauging Data

Colonial Pipeline Company
2020-L1-SR2448
Huntersville, North Carolina

Well ID	Top Of Casing Elevation[1]	Date	Depth to Free Product (ft btoc)	Depth to Groundwater (ft btoc)	Free Product Thickness (ft)	Groundwater Elevation[2] (ft btoc)
RW-36	743.69	10/2/2020	45.00	58.63	13.63	695.04
RW-36	743.69	10/7/2020	45.22	56.81	11.59	695.37
RW-36	743.69	10/19/2020	45.39	59.40	14.01	694.55
RW-36	743.69	11/9/2020	45.84	58.68	12.84	694.42
RW-36	743.69	11/23/2020	46.10	59.50	13.40	694.01
RW-36	743.69	12/26/2020	44.45	56.67	12.22	695.97
RW-36	743.69	2/1/2021	46.24	55.27	9.03	695.03
RW-36	741.45	3/4/2021	46.87	54.63	7.76	692.50
RW-36	741.45	4/1/2021	ND	47.92	0.00	693.53
RW-36	741.45	4/29/2021	48.28	53.36	5.08	691.81
RW-36	741.45	5/26/2021	48.44	52.34	3.90	691.97
RW-36	741.45	6/9/2021	48.99	52.77	3.78	691.45
RW-36	741.45	7/1/2021	49.68	54.21	4.53	690.56
RW-36	741.45	7/14/2021	49.85	54.65	4.80	690.32
RW-37	744.77	10/8/2020	51.74	53.64	1.90	692.52
RW-37	744.77	10/19/2020	52.15	52.87	0.72	692.43
RW-37	744.77	11/9/2020	51.95	53.65	1.70	692.37
RW-37	744.77	11/23/2020	52.16	53.30	1.14	692.31
RW-37	744.77	12/26/2020	49.85	52.54	2.69	694.20
RW-37	744.77	2/1/2021	49.83	53.88	4.05	693.86
RW-37	742.78	3/4/2021	50.10	53.06	2.96	691.89
RW-37	742.78	4/1/2021	50.51	50.96	0.45	692.15
RW-37	742.78	4/29/2021	50.79	51.94	1.15	691.68
RW-37	742.78	5/26/2021	50.74	52.13	1.39	691.67
RW-37	742.78	6/9/2021	51.11	51.81	0.70	691.48
RW-37	742.78	7/1/2021	51.53	52.05	0.52	691.11
RW-37	742.78	7/14/2021	51.65	52.16	0.51	690.99
RW-38	739.72	10/2/2020	38.70	49.00	10.30	698.27
RW-38	739.72	10/7/2020	39.38	45.53	6.15	698.70
RW-38	739.72	10/19/2020	38.15	49.55	11.40	698.52
RW-38	739.72	11/9/2020	39.17	49.60	10.43	697.76
RW-38	739.72	11/23/2020	39.71	NW	>9.97	N/A
RW-38	739.72	12/26/2020	38.12	47.70	9.58	699.04
RW-38	739.72	2/1/2021	39.17	46.70	7.53	698.54
RW-38	737.33	3/4/2021	39.92	47.00	7.08	695.52
RW-38	737.33	4/1/2021	ND	41.29	0.00	696.04
RW-38	737.33	4/29/2021	42.14	43.90	1.76	694.72
RW-38	737.33	5/26/2021	42.53	42.95	0.42	694.69
RW-38	737.33	6/9/2021	42.92	43.08	0.16	694.37
RW-38	737.33	7/1/2021	43.38	43.60	0.22	693.89
RW-38	737.33	7/14/2021	43.77	43.91	0.14	693.52

Table 4
Summary of Recovery Well Gauging Data

Colonial Pipeline Company
2020-L1-SR2448
Huntersville, North Carolina

Well ID	Top Of Casing Elevation[1]	Date	Depth to Free Product (ft btoc)	Depth to Groundwater (ft btoc)	Free Product Thickness (ft)	Groundwater Elevation[2] (ft btoc)
RW-39	721.77	10/8/2020	ND	32.44	0.00	689.33
RW-39	721.77	10/19/2020	32.49	32.66	0.17	689.24
RW-39	721.77	11/9/2020	32.47	32.64	0.17	689.26
RW-39	721.77	11/23/2020	ND	32.41	0.00	689.36
RW-39	721.77	12/26/2020	32.34	32.49	0.15	689.39
RW-39	721.77	1/19/2021	32.70	32.81	0.11	689.04
RW-39	721.77	1/25/2021	32.63	32.79	0.16	689.10
RW-39	721.77	2/1/2021	32.45	32.60	0.15	689.28
RW-39	721.77	2/8/2021	33.05	33.14	0.09	688.70
RW-39	721.77	2/16/2021	32.68	32.75	0.07	689.07
RW-39	721.77	2/22/2021	32.51	32.56	0.05	689.25
RW-39	721.77	3/4/2021	32.22	32.40	0.18	689.50
RW-39	721.77	3/8/2021	32.60	32.65	0.05	689.16
RW-39	721.77	3/15/2021	32.55	32.60	0.05	689.21
RW-39	721.77	3/22/2021	32.43	32.46	0.03	689.33
RW-39	721.77	4/1/2021	32.12	32.15	0.03	689.64
RW-39	721.77	4/12/2021	32.20	32.24	0.04	689.56
RW-39	721.77	4/19/2021	32.20	32.22	0.02	689.56
RW-39	721.77	4/29/2021	31.88	31.89	0.01	689.89
RW-39	721.77	5/3/2021	32.06	32.09	0.03	689.70
RW-39	721.77	5/10/2021	33.00	33.03	0.03	688.76
RW-39	721.77	5/18/2021	31.99	32.02	0.03	689.77
RW-39	721.77	5/26/2021	31.88	31.90	0.02	689.88
RW-39	721.77	5/31/2021	32.17	32.20	0.03	689.59
RW-39	721.77	6/7/2021	32.25	32.29	0.04	689.51
RW-39	721.77	6/14/2021	32.28	32.31	0.03	689.48
RW-39	721.77	6/21/2021	32.46	32.49	0.03	689.30
RW-39	721.77	7/1/2021	32.46	32.54	0.08	689.29
RW-39	721.77	7/6/2021	33.88	33.92	0.04	687.88
RW-39	721.77	7/14/2021	32.81	32.89	0.08	688.94
RW-40	722.94	10/8/2020	ND	33.34	0.00	689.60
RW-40	722.94	10/19/2020	ND	33.50	0.00	689.44
RW-40	722.94	11/9/2020	ND	33.42	0.00	689.52
RW-40	722.94	11/23/2020	ND	32.57	0.00	690.37
RW-40	722.94	12/26/2020	ND	33.30	0.00	689.64
RW-40	722.94	1/19/2021	ND	33.76	0.00	689.18
RW-40	722.94	1/25/2021	ND	33.69	0.00	689.25
RW-40	722.94	2/1/2021	ND	33.47	0.00	689.47
RW-40	722.94	2/8/2021	ND	34.11	0.00	688.83
RW-40	722.94	2/16/2021	ND	33.72	0.00	689.22
RW-40	722.94	2/22/2021	ND	33.57	0.00	689.37
RW-40	722.94	3/4/2021	ND	33.38	0.00	689.56
RW-40	722.94	3/8/2021	ND	33.64	0.00	689.30
RW-40	722.94	3/16/2021	ND	33.67	0.00	689.27
RW-40	722.94	3/22/2021	ND	33.50	0.00	689.44
RW-40	722.94	4/1/2021	ND	33.15	0.00	689.79
RW-40	722.94	4/12/2021	ND	33.28	0.00	689.66
RW-40	722.94	4/19/2021	ND	33.26	0.00	689.68
RW-40	722.94	4/29/2021	ND	32.91	0.00	690.03
RW-40	722.94	5/3/2021	ND	33.08	0.00	689.86
RW-40	722.94	5/18/2021	ND	32.95	0.00	689.99
RW-40	722.94	5/26/2021	ND	32.82	0.00	690.12
RW-40	722.94	5/31/2021	ND	33.15	0.00	689.79
RW-40	722.94	6/7/2021	ND	33.21	0.00	689.73
RW-40	722.94	6/14/2021	ND	33.25	0.00	689.69
RW-40	722.94	6/21/2021	ND	33.38	0.00	689.56
RW-40	722.94	7/1/2021	ND	33.34	0.00	689.60
RW-40	722.94	7/6/2021	ND	33.84	0.00	689.10
RW-40	722.94	7/14/2021	ND	33.77	0.00	689.17

Table 4
Summary of Recovery Well Gauging Data

Colonial Pipeline Company
2020-L1-SR2448
Huntersville, North Carolina

Well ID	Top Of Casing Elevation[1]	Date	Depth to Free Product (ft btoc)	Depth to Groundwater (ft btoc)	Free Product Thickness (ft)	Groundwater Elevation[2] (ft btoc)
RW-41	735.51	11/23/2020	Dry	Dry	Dry	Dry
RW-41	735.51	12/26/2020	Dry	Dry	Dry	Dry
RW-41	735.51	2/1/2021	Dry	Dry	Dry	Dry
RW-41	735.51	3/4/2021	Dry	Dry	Dry	Dry
RW-41	735.51	4/1/2021	Dry	Dry	Dry	Dry
RW-41	735.51	4/12/2021	Dry	Dry	Dry	Dry
RW-41	735.51	4/19/2021	Dry	Dry	Dry	Dry
RW-41	735.51	4/29/2021	Dry	Dry	Dry	Dry
RW-41	735.51	5/3/2021	Dry	Dry	Dry	Dry
RW-41	735.51	5/10/2021	Dry	Dry	Dry	Dry
RW-41	735.51	5/18/2021	Dry	Dry	Dry	Dry
RW-41	735.51	5/26/2021	Dry	Dry	Dry	Dry
RW-41	735.51	5/31/2021	Dry	Dry	Dry	Dry
RW-41	735.51	6/9/2021	Dry	Dry	Dry	Dry
RW-41	735.51	6/14/2021	Dry	Dry	Dry	Dry
RW-41	735.51	6/21/2021	Dry	Dry	Dry	Dry
RW-41	735.51	7/1/2021	Dry	Dry	Dry	Dry
RW-41	735.51	7/6/2021	Dry	Dry	Dry	Dry
RW-41	735.51	7/14/2021	Dry	Dry	Dry	Dry
RW-42	733.80	11/23/2020	Dry	Dry	Dry	Dry
RW-42	733.80	12/26/2020	Dry	Dry	Dry	Dry
RW-42	733.80	1/25/2021	Dry	Dry	Dry	Dry
RW-42	733.80	2/1/2021	Dry	Dry	Dry	Dry
RW-42	733.80	2/8/2021	Dry	Dry	Dry	Dry
RW-42	733.80	3/4/2021	Dry	Dry	Dry	Dry
RW-42	733.80	4/1/2021	ND	31.29	0.00	702.51
RW-42	733.80	4/12/2021	ND	31.32	0.00	702.48
RW-42	733.80	4/19/2021	Dry	Dry	Dry	Dry
RW-42	733.80	4/29/2021	Dry	Dry	Dry	Dry
RW-42	733.80	5/3/2021	Dry	Dry	Dry	Dry
RW-42	733.80	5/10/2021	Dry	Dry	Dry	Dry
RW-42	733.80	5/18/2021	Dry	Dry	Dry	Dry
RW-42	733.80	5/26/2021	Dry	Dry	Dry	Dry
RW-42	733.80	5/31/2021	Dry	Dry	Dry	Dry
RW-42	733.80	6/9/2021	Dry	Dry	Dry	Dry
RW-42	733.80	6/14/2021	Dry	Dry	Dry	Dry
RW-42	733.80	6/21/2021	Dry	Dry	Dry	Dry
RW-42	733.80	7/1/2021	Dry	Dry	Dry	Dry
RW-42	733.80	7/6/2021	Dry	Dry	Dry	Dry
RW-42	733.80	7/14/2021	Dry	Dry	Dry	Dry
RW-43	737.70	11/23/2020	37.26	41.71	4.45	699.25
RW-43	737.70	12/26/2020	ND	38.56	0.00	699.14
RW-43	737.70	2/1/2021	39.02	41.50	2.48	698.02
RW-43	737.70	3/4/2021	39.60	40.78	1.18	697.78
RW-43	737.70	4/1/2021	ND	40.05	0.00	697.65
RW-43	737.70	4/29/2021	39.69	39.83	0.14	697.97
RW-43	737.70	5/26/2021	39.72	39.75	0.03	697.97
RW-43	737.70	6/9/2021	ND	39.94	0.00	697.76
RW-43	737.70	7/1/2021	40.19	40.43	0.24	697.45
RW-43	737.70	7/14/2021	40.41	40.44	0.03	697.28

Table 4
Summary of Recovery Well Gauging Data

Colonial Pipeline Company
2020-L1-SR2448
Huntersville, North Carolina

Well ID	Top Of Casing Elevation[1]	Date	Depth to Free Product (ft btoc)	Depth to Groundwater (ft btoc)	Free Product Thickness (ft)	Groundwater Elevation[2] (ft btoc)
RW-44	738.21	11/23/2020	Dry	Dry	Dry	Dry
RW-44	738.21	12/26/2020	Dry	Dry	Dry	Dry
RW-44	738.21	1/19/2021	Dry	Dry	Dry	Dry
RW-44	738.21	1/25/2021	Dry	Dry	Dry	Dry
RW-44	738.21	2/1/2021	Dry	Dry	Dry	Dry
RW-44	738.21	2/8/2021	Dry	Dry	Dry	Dry
RW-44	738.21	2/22/2021	Dry	Dry	Dry	Dry
RW-44	738.21	3/4/2021	Dry	Dry	Dry	Dry
RW-44	738.21	4/1/2021	Dry	Dry	Dry	Dry
RW-44	738.21	4/12/2021	Dry	Dry	Dry	Dry
RW-44	738.21	4/19/2021	Dry	Dry	Dry	Dry
RW-44	738.21	4/29/2021	Dry	Dry	Dry	Dry
RW-44	738.21	5/3/2021	Dry	Dry	Dry	Dry
RW-44	738.21	5/10/2021	Dry	Dry	Dry	Dry
RW-44	738.21	5/18/2021	Dry	Dry	Dry	Dry
RW-44	738.21	5/26/2021	Dry	Dry	Dry	Dry
RW-44	738.21	5/31/2021	Dry	Dry	Dry	Dry
RW-44	738.21	6/9/2021	Dry	Dry	Dry	Dry
RW-44	738.21	6/14/2021	Dry	Dry	Dry	Dry
RW-44	738.21	6/21/2021	Dry	Dry	Dry	Dry
RW-44	738.21	7/1/2021	Dry	Dry	Dry	Dry
RW-44	738.21	7/6/2021	Dry	Dry	Dry	Dry
RW-44	738.21	7/14/2021	Dry	Dry	Dry	Dry
RW-45	722.04	11/23/2020	31.05	32.01	0.96	690.73
RW-45	722.04	12/26/2020	31.04	31.48	0.44	690.88
RW-45	722.04	2/1/2021	31.18	32.69	1.51	690.46
RW-45	722.04	3/4/2021	31.44	31.58	0.14	690.56
RW-45	722.04	4/1/2021	31.63	31.64	0.01	690.41
RW-45	722.04	4/29/2021	31.49	31.58	0.09	690.53
RW-45	722.04	5/26/2021	32.16	32.18	0.02	689.87
RW-45	722.04	6/9/2021	32.49	32.52	0.03	689.54
RW-45	722.04	7/1/2021	32.94	32.98	0.04	689.09
RW-45	722.04	7/14/2021	ND	33.34	0.00	688.70
RW-46	716.92	11/23/2020	23.02	NW	>20.99	N/A
RW-46	716.92	12/26/2020	24.10	43.70	19.60	687.58
RW-46	716.92	1/25/2021	Dry	Dry	Dry	Dry
RW-46	716.92	2/1/2021	26.60	43.43	16.83	685.82
RW-46	716.92	2/8/2021	ARP	ARP	ARP	ARP
RW-46	716.92	3/4/2021	26.46	41.42	14.96	686.46
RW-46	716.66	4/1/2021	28.38	36.76	8.38	686.03
RW-46	716.66	4/29/2021	28.61	35.09	6.48	686.32
RW-46	716.66	5/26/2021	30.14	33.76	3.62	685.55
RW-46	716.66	6/9/2021	30.85	33.04	2.19	685.23
RW-46	716.66	7/1/2021	31.10	34.19	3.09	684.74
RW-46	716.66	7/14/2021	31.89	33.02	1.13	684.47

Table 4
Summary of Recovery Well Gauging Data

Colonial Pipeline Company
2020-L1-SR2448
Huntersville, North Carolina

Well ID	Top Of Casing Elevation[1]	Date	Depth to Free Product (ft btoc)	Depth to Groundwater (ft btoc)	Free Product Thickness (ft)	Groundwater Elevation[2] (ft btoc)
RW-47	726.60	12/26/2020	27.60	40.80	13.20	695.47
RW-47	726.60	2/1/2021	29.94	35.94	6.00	695.05
RW-47	726.60	3/4/2021	30.01	33.49	3.48	695.66
RW-47	725.40	4/1/2021	29.50	34.45	4.95	694.58
RW-47	725.40	4/29/2021	28.83	34.58	5.75	695.03
RW-47	725.40	5/26/2021	30.37	32.90	2.53	694.35
RW-47	725.40	6/9/2021	30.58	31.90	1.32	694.47
RW-47	725.40	7/1/2021	30.58	32.93	2.35	694.19
RW-47	725.40	7/14/2021	30.91	33.39	2.48	693.83
RW-48	741.03	12/26/2020	33.82	34.54	0.72	707.02
RW-48	741.03	2/1/2021	48.55	51.58	3.03	691.67
RW-48	741.03	3/4/2021	48.48	51.78	3.30	691.67
RW-48	741.03	4/1/2021	48.82	51.21	2.39	691.57
RW-48	741.03	4/29/2021	48.90	50.73	1.83	691.64
RW-48	741.03	5/26/2021	49.14	50.36	1.22	691.56
RW-48	741.03	6/9/2021	33.73	33.85	0.12	707.27
RW-48	741.03	7/1/2021	49.74	50.17	0.43	691.17
RW-48	741.03	7/14/2021	49.96	50.32	0.36	690.97
RW-49	730.47	2/1/2021	36.13	37.90	1.77	693.87
RW-49	730.47	3/4/2021	36.87	37.68	0.81	693.38
RW-49	730.47	4/1/2021	37.31	37.44	0.13	693.13
RW-49	730.47	4/29/2021	ND	37.13	0.00	693.34
RW-49	730.47	5/26/2021	38.05	38.49	0.44	692.30
RW-49	730.47	6/9/2021	38.49	38.98	0.49	691.85
RW-49	730.47	7/1/2021	39.04	39.80	0.76	691.23
RW-49	730.47	7/14/2021	39.57	40.72	1.15	690.59
RW-50	733.87	2/1/2021	40.40	40.89	0.49	693.34
RW-50	733.87	3/4/2021	40.31	41.26	0.95	693.30
RW-50	733.87	4/1/2021	40.81	41.27	0.46	692.93
RW-50	733.87	4/29/2021	40.21	41.56	1.35	693.30
RW-50	733.87	5/26/2021	ND	41.42	0.00	692.45
RW-50	733.87	6/9/2021	ND	41.76	0.00	692.11
RW-50	733.87	7/1/2021	ND	42.29	0.00	691.58
RW-50	733.87	7/14/2021	ND	42.58	0.00	691.29
RW-51	734.12	2/1/2021	40.18	42.23	2.05	693.39
RW-51	734.12	3/4/2021	40.17	42.64	2.47	693.29
RW-51	734.12	4/1/2021	ND	40.85	0.00	693.27
RW-51	734.12	4/29/2021	40.64	41.60	0.96	693.22
RW-51	734.12	5/26/2021	41.51	42.31	0.80	692.40
RW-51	734.12	6/9/2021	41.81	42.57	0.76	692.11
RW-51	734.12	7/1/2021	42.34	43.29	0.95	691.53
RW-51	734.12	7/14/2021	42.91	43.64	0.73	691.01

Table 4
Summary of Recovery Well Gauging Data

Colonial Pipeline Company
2020-L1-SR2448
Huntersville, North Carolina

Well ID	Top Of Casing Elevation[1]	Date	Depth to Free Product (ft btoc)	Depth to Groundwater (ft btoc)	Free Product Thickness (ft)	Groundwater Elevation[2] (ft btoc)
RW-52	726.96	2/1/2021	28.96	35.10	6.14	696.36
RW-52	726.96	3/4/2021	30.08	33.98	3.90	695.84
RW-52	726.96	4/1/2021	ND	30.56	0.00	696.40
RW-52	726.96	4/29/2021	30.20	32.94	2.74	696.03
RW-52	726.96	5/26/2021	31.26	33.02	1.76	695.23
RW-52	726.96	6/9/2021	31.65	33.25	1.60	694.88
RW-52	726.96	7/1/2021	32.29	33.35	1.06	694.39
RW-52	726.96	7/14/2021	32.77	33.52	0.75	693.99
RW-53	725.48	2/1/2021	27.42	30.00	2.58	697.37
RW-53	725.48	3/4/2021	28.02	30.80	2.78	696.72
RW-53	725.48	4/1/2021	28.51	29.36	0.85	696.75
RW-53	725.48	4/29/2021	28.19	30.15	1.96	696.77
RW-53	725.48	5/26/2021	29.15	30.20	1.05	696.05
RW-53	725.48	6/9/2021	29.63	30.35	0.72	695.66
RW-53	725.48	7/1/2021	30.14	31.02	0.88	695.11
RW-53	725.48	7/14/2021	30.44	31.46	1.02	694.77
RW-54	727.86	2/1/2021	29.96	43.34	13.38	694.32
RW-54	727.86	3/4/2021	32.95	38.43	5.48	693.44
RW-54	727.86	4/1/2021	ND	31.34	0.00	696.52
RW-54	727.86	4/29/2021	32.34	38.30	5.96	693.92
RW-54	727.86	5/26/2021	34.15	37.99	3.84	692.68
RW-54	727.86	6/9/2021	34.90	37.82	2.92	692.18
RW-54	727.86	7/1/2021	35.77	38.08	2.31	691.47
RW-54	727.86	7/14/2021	36.50	38.61	2.11	690.79
RW-55	723.05	1/25/2021	27.15	35.11	7.96	693.77
RW-55	723.05	2/1/2021	26.91	35.48	8.57	693.85
RW-55	723.05	2/8/2021	ARP	ARP	ARP	ARP
RW-55	723.05	3/4/2021	27.12	31.21	4.09	694.84
RW-55	723.05	4/1/2021	27.55	29.92	2.37	694.87
RW-55	723.05	4/29/2021	27.24	28.98	1.74	695.35
RW-55	723.05	5/26/2021	28.82	29.91	1.09	693.94
RW-55	723.05	6/9/2021	29.29	29.99	0.70	693.57
RW-55	723.05	7/1/2021	30.04	30.39	0.35	692.92
RW-55	723.05	7/14/2021	29.89	30.05	0.16	693.12
RW-56	723.99	1/25/2021	31.85	31.86	0.01	692.14
RW-56	723.99	2/1/2021	31.76	31.91	0.15	692.19
RW-56	723.99	2/8/2021	ARP	ARP	ARP	ARP
RW-56	723.99	3/4/2021	29.18	30.17	0.99	694.55
RW-56	723.99	4/1/2021	29.71	29.92	0.21	694.23
RW-56	723.99	4/29/2021	28.93	29.91	0.98	694.80
RW-56	723.99	5/26/2021	30.04	31.23	1.19	693.63
RW-56	723.99	6/9/2021	30.88	31.44	0.56	692.96
RW-56	723.99	7/1/2021	31.88	31.98	0.10	692.09
RW-56	723.99	7/14/2021	32.10	32.35	0.25	691.83

Table 4
Summary of Recovery Well Gauging Data

Colonial Pipeline Company
2020-L1-SR2448
Huntersville, North Carolina

Well ID	Top Of Casing Elevation[1]	Date	Depth to Free Product (ft btoc)	Depth to Groundwater (ft btoc)	Free Product Thickness (ft)	Groundwater Elevation[2] (ft btoc)
RW-57	713.57	3/15/2021	ARP	ARP	ARP	ARP
RW-57	713.57	3/22/2021	ARP	ARP	ARP	ARP
RW-57	713.57	4/1/2021	25.42	41.45	16.03	683.86
RW-57	713.57	4/29/2021	26.78	36.98	10.20	684.06
RW-57	713.57	5/26/2021	27.43	35.36	7.93	684.02
RW-57	713.57	6/9/2021	27.75	35.08	7.33	683.86
RW-57	713.57	7/1/2021	28.38	34.86	6.48	683.46
RW-57	713.57	7/14/2021	28.56	34.89	6.33	683.32
RW-58	714.85	3/15/2021	27.92	50.10	22.18	681.00
RW-58	714.85	3/22/2021	ARP	ARP	ARP	ARP
RW-58	714.85	4/1/2021	28.34	31.02	2.68	685.79
RW-58	714.85	4/29/2021	29.50	36.43	6.93	683.50
RW-58	714.85	5/26/2021	30.26	33.28	3.02	683.78
RW-58	714.85	6/9/2021	30.83	32.43	1.60	683.59
RW-58	714.85	7/1/2021	31.34	32.25	0.91	683.27
RW-58	714.85	7/14/2021	31.40	32.38	0.98	683.19
RW-59	714.75	3/15/2021	29.39	45.84	16.45	680.96
RW-59	714.75	3/22/2021	ARP	ARP	ARP	ARP
RW-59	714.75	4/1/2021	29.75	37.94	8.19	682.81
RW-59	714.75	4/29/2021	30.39	36.15	5.76	682.82
RW-59	714.75	5/26/2021	31.18	32.80	1.62	683.13
RW-59	714.75	6/9/2021	31.18	33.55	2.37	682.93
RW-59	714.75	7/1/2021	31.78	32.75	0.97	682.71
RW-59	714.75	7/14/2021	31.74	32.73	0.99	682.74
RW-60	714.09	3/15/2021	27.04	43.89	16.85	682.54
RW-60	714.09	3/22/2021	ARP	ARP	ARP	ARP
RW-60	714.09	4/1/2021	29.45	37.42	7.97	682.51
RW-60	714.09	4/29/2021	30.48	34.46	3.98	682.55
RW-60	714.09	5/26/2021	29.65	35.60	5.95	682.85
RW-60	714.09	6/9/2021	31.19	32.41	1.22	682.57
RW-60	714.09	7/1/2021	31.28	33.15	1.87	682.31
RW-60	714.09	7/14/2021	30.54	34.86	4.32	682.39
RW-61	713.59	4/1/2021	29.36	35.81	6.45	682.50
RW-61	713.59	4/29/2021	30.68	33.97	3.29	682.03
RW-61	713.59	5/26/2021	30.38	33.47	3.09	682.39
RW-61	713.59	6/9/2021	30.68	33.76	3.08	682.09
RW-61	713.59	7/1/2021	30.98	33.79	2.81	681.86
RW-61	713.59	7/14/2021	30.87	33.84	2.97	681.93

Table 4
Summary of Recovery Well Gauging Data

Colonial Pipeline Company
2020-L1-SR2448
Huntersville, North Carolina

Well ID	Top Of Casing Elevation[1]	Date	Depth to Free Product (ft btoc)	Depth to Groundwater (ft btoc)	Free Product Thickness (ft)	Groundwater Elevation[2] (ft btoc)
RW-62	716.21	4/1/2021	30.95	38.66	7.71	683.20
RW-62	716.21	4/29/2021	32.20	36.18	3.98	682.94
RW-62	716.21	5/26/2021	31.94	36.23	4.29	683.12
RW-62	716.21	6/9/2021	32.33	35.78	3.45	682.96
RW-62	716.21	7/1/2021	32.80	35.69	2.89	682.64
RW-62	716.21	7/14/2021	32.65	35.50	2.85	682.80
RW-63	716.42	5/26/2021	30.22	34.10	3.88	685.16
RW-63	716.42	6/9/2021	30.78	33.41	2.63	684.94
RW-63	716.42	7/1/2021	30.96	34.97	4.01	684.39
RW-63	716.42	7/14/2021	31.67	33.71	2.04	684.20
RW-64	716.89	5/26/2021	26.70	30.65	3.95	689.13
RW-64	716.89	6/9/2021	27.04	30.46	3.42	688.94
RW-64	716.89	7/1/2021	27.54	30.37	2.83	688.59
RW-64	716.89	7/14/2021	27.78	30.41	2.63	688.41
RW-65	718.07	5/26/2021	31.08	34.65	3.57	686.03
RW-65	718.07	6/9/2021	31.21	35.19	3.98	685.79
RW-65	718.07	7/1/2021	31.79	35.48	3.69	685.29
RW-65	718.07	7/14/2021	32.08	35.65	3.57	685.03
RW-66	718.01	5/26/2021	32.71	35.36	2.65	684.59
RW-66	718.01	6/9/2021	33.02	35.21	2.19	684.40
RW-66	718.01	7/1/2021	33.66	35.07	1.41	683.97
RW-66	718.01	7/14/2021	33.58	35.00	1.42	684.05
RW-67	716.58	6/9/2021	31.49	32.62	1.13	684.79
RW-67	716.58	7/1/2021	31.74	32.84	1.10	684.54
RW-67	716.58	7/14/2021	31.46	33.51	2.05	684.57
RW-68	716.02	6/9/2021	30.20	33.46	3.26	684.95
RW-68	716.02	7/1/2021	30.60	34.10	3.50	684.48
RW-68	716.02	7/14/2021	30.55	35.15	4.60	684.24
RW-69	717.51	6/9/2021	30.98	32.39	1.41	686.15
RW-69	717.51	7/1/2021	30.65	35.53	4.88	685.55
RW-69	717.51	7/14/2021	31.29	34.95	3.66	685.24

Table 4
Summary of Recovery Well Gauging Data

Colonial Pipeline Company
2020-L1-SR2448
Huntersville, North Carolina

Well ID	Top Of Casing Elevation[1]	Date	Depth to Free Product (ft btoc)	Depth to Groundwater (ft btoc)	Free Product Thickness (ft)	Groundwater Elevation[2] (ft btoc)
Hydraulic Control Wells						
HCW-01	742.48	1/19/2021	ND	50.90	0.00	691.58
HCW-01	742.48	1/25/2021	ND	50.86	0.00	691.62
HCW-01	742.48	2/1/2021	50.14	52.59	2.45	691.69
HCW-01	742.48	2/8/2021	50.35	53.38	3.03	691.32
HCW-01	742.48	2/16/2021	50.02	53.08	3.06	691.64
HCW-01	742.48	2/22/2021	50.00	53.09	3.09	691.65
HCW-01	742.48	3/4/2021	49.90	53.14	3.24	691.71
HCW-01	742.48	3/8/2021	50.16	53.45	3.29	691.44
HCW-01	742.48	3/11/2021	50.10	53.34	3.24	691.51
HCW-01	742.48	3/15/2021	50.08	53.38	3.30	691.52
HCW-01	742.48	3/22/2021	50.09	53.19	3.10	691.56
HCW-01	742.48	4/1/2021	50.05	53.10	3.05	691.61
HCW-01	742.48	4/12/2021	ARP	ARP	ARP	ARP
HCW-01	742.48	4/19/2021	ARP	ARP	ARP	ARP
HCW-01	742.48	4/29/2021	50.81	51.58	0.77	691.46
HCW-01	742.48	5/3/2021	ARP	ARP	ARP	ARP
HCW-01	742.48	5/10/2021	ARP	ARP	ARP	ARP
HCW-01	742.48	5/26/2021	50.86	51.37	0.51	691.48
HCW-01	742.48	6/9/2021	50.90	51.66	0.76	691.38
HCW-01	742.48	7/1/2021	51.17	51.40	0.23	691.25
HCW-01	742.48	7/14/2021	51.32	51.44	0.12	691.13
HCW-02	744.96	1/19/2021	ND	53.12	0.00	691.84
HCW-02	744.96	1/25/2021	ND	53.12	0.00	691.84
HCW-02	744.96	2/1/2021	ND	53.03	0.00	691.93
HCW-02	744.96	2/8/2021	ND	53.39	0.00	691.57
HCW-02	744.96	2/16/2021	ND	53.09	0.00	691.87
HCW-02	744.96	2/22/2021	ND	53.11	0.00	691.85
HCW-02	744.96	3/4/2021	ND	53.10	0.00	691.86
HCW-02	744.96	3/8/2021	ND	53.15	0.00	691.81
HCW-02	744.96	3/15/2021	ND	53.26	0.00	691.70
HCW-02	744.96	3/22/2021	ND	53.15	0.00	691.81
HCW-02	744.96	4/1/2021	ND	53.17	0.00	691.79
HCW-02	744.96	4/12/2021	ND	53.28	0.00	691.68
HCW-02	744.96	4/19/2021	ND	53.35	0.00	691.61
HCW-02	744.96	4/29/2021	ND	53.14	0.00	691.82
HCW-02	744.96	5/3/2021	ND	53.23	0.00	691.73
HCW-02	744.96	5/10/2021	ND	53.41	0.00	691.55
HCW-02	744.96	5/18/2021	ND	53.33	0.00	691.63
HCW-02	744.96	5/26/2021	ND	53.14	0.00	691.82
HCW-02	744.96	5/31/2021	ND	53.27	0.00	691.69
HCW-02	744.96	6/7/2021	ND	53.32	0.00	691.64
HCW-02	744.96	6/14/2021	ND	53.16	0.00	691.80
HCW-02	744.96	6/21/2021	ND	53.44	0.00	691.52
HCW-02	744.96	7/1/2021	ND	53.37	0.00	691.59
HCW-02	744.96	7/6/2021	ND	53.57	0.00	691.39
HCW-02	744.96	7/14/2021	ND	43.56	0.00	701.40

Table 4
Summary of Recovery Well Gauging Data

Colonial Pipeline Company
2020-L1-SR2448
Huntersville, North Carolina

Well ID	Top Of Casing Elevation[1]	Date	Depth to Free Product (ft btoc)	Depth to Groundwater (ft btoc)	Free Product Thickness (ft)	Groundwater Elevation[2] (ft btoc)
HCW-03	745.48	1/19/2021	ND	53.85	0.00	691.63
HCW-03	745.48	1/25/2021	ND	53.78	0.00	691.70
HCW-03	745.48	2/1/2021	ND	53.72	0.00	691.76
HCW-03	745.48	2/8/2021	ND	54.08	0.00	691.40
HCW-03	745.48	2/16/2021	ND	53.29	0.00	692.19
HCW-03	745.48	2/22/2021	ND	53.78	0.00	691.70
HCW-03	745.48	3/4/2021	ND	53.78	0.00	691.70
HCW-03	745.48	3/8/2021	ND	53.94	0.00	691.54
HCW-03	745.48	3/15/2021	53.89	53.92	0.03	691.58
HCW-03	745.48	3/22/2021	53.84	53.91	0.07	691.62
HCW-03	745.48	4/1/2021	53.78	53.86	0.08	691.68
HCW-03	745.48	4/12/2021	53.92	54.01	0.09	691.54
HCW-03	745.48	4/19/2021	53.94	54.04	0.10	691.51
HCW-03	745.48	4/29/2021	53.75	53.79	0.04	691.72
HCW-03	745.48	5/3/2021	53.88	53.91	0.03	691.59
HCW-03	745.48	5/10/2021	54.00	54.02	0.02	691.47
HCW-03	745.48	5/18/2021	54.00	54.03	0.03	691.47
HCW-03	745.48	5/26/2021	ND	53.77	0.00	691.71
HCW-03	745.48	5/31/2021	ND	54.02	0.00	691.46
HCW-03	745.48	6/7/2021	54.08	54.11	0.03	691.39
HCW-03	745.48	6/14/2021	ND	53.79	0.00	691.69
HCW-03	745.48	6/21/2021	54.05	54.08	0.03	691.42
HCW-03	745.48	7/1/2021	54.08	54.12	0.04	691.39
HCW-03	745.48	7/6/2021	54.26	54.29	0.03	691.21
HCW-03	745.48	7/14/2021	54.21	54.29	0.08	691.25
HCW-04	746.00	1/19/2021	ND	54.43	0.00	691.57
HCW-04	746.00	1/25/2021	ND	54.39	0.00	691.61
HCW-04	746.00	2/1/2021	ND	54.29	0.00	691.71
HCW-04	746.00	2/8/2021	ND	54.64	0.00	691.36
HCW-04	746.00	2/16/2021	ND	54.34	0.00	691.66
HCW-04	746.00	2/22/2021	ND	54.34	0.00	691.66
HCW-04	746.00	3/4/2021	ND	54.33	0.00	691.67
HCW-04	746.00	3/8/2021	ND	52.43	0.00	693.57
HCW-04	746.00	3/15/2021	ND	54.56	0.00	691.44
HCW-04	746.00	3/22/2021	ND	54.43	0.00	691.57
HCW-04	746.00	4/1/2021	ND	54.43	0.00	691.57
HCW-04	746.00	4/12/2021	ND	54.51	0.00	691.49
HCW-04	746.00	4/19/2021	ND	54.61	0.00	691.39
HCW-04	746.00	4/29/2021	ND	54.42	0.00	691.58
HCW-04	746.00	5/3/2021	ND	54.51	0.00	691.49
HCW-04	746.00	5/10/2021	ND	54.60	0.00	691.40
HCW-04	746.00	5/18/2021	ND	54.60	0.00	691.40
HCW-04	746.00	5/26/2021	ND	54.43	0.00	691.57
HCW-04	746.00	5/31/2021	ND	54.63	0.00	691.37
HCW-04	746.00	6/7/2021	ND	54.70	0.00	691.30
HCW-04	746.00	6/14/2021	ND	54.47	0.00	691.53
HCW-04	746.00	6/21/2021	ND	54.74	0.00	691.26
HCW-04	746.00	7/1/2021	ND	54.77	0.00	691.23
HCW-04	746.00	7/6/2021	ND	55.01	0.00	690.99
HCW-04	746.00	7/14/2021	ND	54.93	0.00	691.07

Table 4
Summary of Recovery Well Gauging Data

Colonial Pipeline Company
2020-L1-SR2448
Huntersville, North Carolina

Well ID	Top Of Casing Elevation[1]	Date	Depth to Free Product (ft btoc)	Depth to Groundwater (ft btoc)	Free Product Thickness (ft)	Groundwater Elevation[2] (ft btoc)
HCW-05	743.82	1/19/2021	ND	52.22	0.00	691.60
HCW-05	743.82	1/25/2021	ND	52.18	0.00	691.64
HCW-05	743.82	2/1/2021	ND	52.07	0.00	691.75
HCW-05	743.82	2/8/2021	ND	52.44	0.00	691.38
HCW-05	743.82	2/16/2021	ND	52.12	0.00	691.70
HCW-05	743.82	2/2/2021	ND	52.13	0.00	691.69
HCW-05	743.82	3/4/2021	ND	52.11	0.00	691.71
HCW-05	743.82	3/8/2021	ND	52.22	0.00	691.60
HCW-05	743.82	3/15/2021	ND	52.36	0.00	691.46
HCW-05	743.82	3/22/2021	ND	52.24	0.00	691.58
HCW-05	743.82	4/1/2021	ND	52.24	0.00	691.58
HCW-05	743.82	4/12/2021	ND	52.30	0.00	691.52
HCW-05	743.82	4/19/2021	ND	52.42	0.00	691.40
HCW-05	743.82	4/29/2021	ND	52.24	0.00	691.58
HCW-05	743.82	5/3/2021	ND	52.31	0.00	691.51
HCW-05	743.82	5/10/2021	ND	52.41	0.00	691.41
HCW-05	743.82	5/18/2021	ND	52.41	0.00	691.41
HCW-05	743.82	5/26/2021	ND	52.23	0.00	691.59
HCW-05	743.82	5/31/2021	ND	52.45	0.00	691.37
HCW-05	743.82	6/7/2021	ND	52.51	0.00	691.31
HCW-05	743.82	6/14/2021	ND	52.28	0.00	691.54
HCW-05	743.82	6/21/2021	ND	57.60	0.00	686.22
HCW-05	743.82	7/1/2021	ND	52.57	0.00	691.25
HCW-05	743.82	7/6/2021	ND	52.88	0.00	690.94
HCW-05	743.82	7/14/2021	ND	52.76	0.00	691.06
HCW-06	743.70	1/19/2021	ND	52.10	0.00	691.60
HCW-06	743.70	1/25/2021	51.34	52.15	0.81	692.14
HCW-06	743.70	2/1/2021	51.81	52.19	0.38	691.79
HCW-06	743.70	2/8/2021	51.94	53.38	1.44	691.37
HCW-06	743.70	2/16/2021	51.59	52.88	1.29	691.76
HCW-06	743.70	2/22/2021	51.58	52.79	1.21	691.80
HCW-06	743.70	3/4/2021	51.53	52.71	1.18	691.85
HCW-06	743.70	3/8/2021	51.84	53.22	1.38	691.49
HCW-06	743.70	3/15/2021	51.91	53.25	1.34	691.43
HCW-06	743.70	3/22/2021	51.80	53.03	1.23	691.57
HCW-06	743.70	4/1/2021	51.72	52.96	1.24	691.65
HCW-06	743.70	4/12/2021	51.87	53.14	1.27	691.49
HCW-06	743.70	4/19/2021	51.91	53.24	1.33	691.43
HCW-06	743.70	4/29/2021	51.73	52.90	1.17	691.66
HCW-06	743.70	5/3/2021	51.85	53.09	1.24	691.52
HCW-06	743.70	5/10/2021	51.91	53.22	1.31	691.44
HCW-06	743.70	5/18/2021	51.98	53.28	1.30	691.37
HCW-06	743.70	5/26/2021	52.26	54.69	2.43	690.79
HCW-06	743.70	6/9/2021	52.63	54.29	1.66	690.63
HCW-06	743.70	7/1/2021	53.04	54.02	0.98	690.40
HCW-06	743.70	7/14/2021	53.13	54.28	1.15	690.26

Table 4
Summary of Recovery Well Gauging Data

Colonial Pipeline Company
2020-L1-SR2448
Huntersville, North Carolina

Well ID	Top Of Casing Elevation[1]	Date	Depth to Free Product (ft btoc)	Depth to Groundwater (ft btoc)	Free Product Thickness (ft)	Groundwater Elevation[2] (ft btoc)
HCW-07	742.86	1/19/2021	ND	51.23	0.00	691.63
HCW-07	742.86	1/25/2021	ND	51.13	0.00	691.73
HCW-07	742.86	2/1/2021	ND	51.00	0.00	691.86
HCW-07	742.86	2/8/2021	50.59	53.80	3.21	691.41
HCW-07	742.86	2/16/2021	49.92	53.99	4.07	691.85
HCW-07	742.86	2/22/2021	49.94	53.92	3.98	691.85
HCW-07	742.86	3/4/2021	49.86	53.84	3.98	691.93
HCW-07	742.86	3/8/2021	50.18	54.24	4.06	691.59
HCW-07	742.86	3/15/2021	50.32	54.43	4.11	691.44
HCW-07	742.86	3/22/2021	50.22	54.12	3.90	691.60
HCW-07	742.86	4/1/2021	50.19	53.82	3.63	691.70
HCW-07	742.86	4/12/2021	50.45	53.93	3.48	691.48
HCW-07	742.86	4/19/2021	50.55	53.76	3.21	691.45
HCW-07	742.86	4/29/2021	50.38	53.24	2.86	691.71
HCW-07	742.86	5/3/2021	50.54	53.37	2.83	691.56
HCW-07	742.86	5/10/2021	50.68	53.35	2.67	691.47
HCW-07	742.86	5/18/2021	50.79	53.32	2.53	691.39
HCW-07	742.86	5/26/2021	51.41	53.67	2.26	690.85
HCW-07	742.86	6/9/2021	51.91	52.98	1.07	690.66
HCW-07	742.86	7/1/2021	52.31	53.06	0.75	690.35
HCW-07	742.86	7/14/2021	52.43	53.14	0.71	690.24
HCW-08	742.96	1/19/2021	ND	51.42	0.00	691.54
HCW-08	742.96	1/25/2021	ND	51.20	0.00	691.76
HCW-08	742.96	2/1/2021	ND	51.07	0.00	691.89
HCW-08	742.96	2/8/2021	ND	51.54	0.00	691.42
HCW-08	742.96	2/16/2021	ND	51.16	0.00	691.80
HCW-08	742.96	2/22/2021	ND	51.16	0.00	691.80
HCW-08	742.96	3/4/2021	ND	51.12	0.00	691.84
HCW-08	742.96	3/8/2021	ND	51.28	0.00	691.68
HCW-08	742.96	3/15/2021	ND	51.63	0.00	691.33
HCW-08	742.96	3/22/2021	ND	51.40	0.00	691.56
HCW-08	742.96	4/1/2021	ND	51.33	0.00	691.63
HCW-08	742.96	4/12/2021	ND	51.55	0.00	691.41
HCW-08	742.96	4/19/2021	ND	51.67	0.00	691.29
HCW-08	742.96	4/29/2021	ND	51.34	0.00	691.62
HCW-08	742.96	5/3/2021	ND	51.48	0.00	691.48
HCW-08	742.96	5/10/2021	ND	51.54	0.00	691.42
HCW-08	742.96	5/18/2021	ND	51.61	0.00	691.35
HCW-08	742.96	5/26/2021	ND	51.38	0.00	691.58
HCW-08	742.96	6/7/2021	ND	51.85	0.00	691.11
HCW-08	742.96	6/14/2021	ND	51.47	0.00	691.49
HCW-08	742.96	6/21/2021	ND	52.03	0.00	690.93
HCW-08	742.96	7/1/2021	ND	51.83	0.00	691.13
HCW-08	742.96	7/6/2021	ND	52.37	0.00	690.59
HCW-08	742.96	7/14/2021	ND	52.01	0.00	690.95

Table 4
Summary of Recovery Well Gauging Data

Colonial Pipeline Company
2020-L1-SR2448
Huntersville, North Carolina

Well ID	Top Of Casing Elevation[1]	Date	Depth to Free Product (ft btoc)	Depth to Groundwater (ft btoc)	Free Product Thickness (ft)	Groundwater Elevation[2] (ft btoc)
HCW-09	744.49	1/19/2021	ND	52.70	0.00	691.79
HCW-09	744.49	1/25/2021	ND	52.50	0.00	691.99
HCW-09	744.49	2/1/2021	ND	52.36	0.00	692.13
HCW-09	744.49	2/8/2021	ND	53.03	0.00	691.46
HCW-09	744.49	2/16/2021	ND	52.66	0.00	691.83
HCW-09	744.49	2/22/2021	ND	52.65	0.00	691.84
HCW-09	744.49	3/4/2021	ND	52.57	0.00	691.92
HCW-09	744.49	3/8/2021	ND	52.82	0.00	691.67
HCW-09	744.49	3/15/2021	ND	53.20	0.00	691.29
HCW-09	744.49	3/22/2021	ND	53.02	0.00	691.47
HCW-09	744.49	4/1/2021	ND	52.89	0.00	691.60
HCW-09	744.49	4/12/2021	ND	53.21	0.00	691.28
HCW-09	744.49	4/19/2021	ND	53.32	0.00	691.17
HCW-09	744.49	4/29/2021	ND	52.91	0.00	691.58
HCW-09	744.49	5/3/2021	ND	52.89	0.00	691.60
HCW-09	744.49	5/10/2021	ND	52.97	0.00	691.52
HCW-09	744.49	5/18/2021	ND	53.14	0.00	691.35
HCW-09	744.49	5/26/2021	ND	52.89	0.00	691.60
HCW-09	744.49	6/7/2021	ND	53.60	0.00	690.89
HCW-09	744.49	6/14/2021	ND	53.00	0.00	691.49
HCW-09	744.49	6/21/2021	ND	53.79	0.00	690.70
HCW-09	744.49	7/1/2021	ND	53.53	0.00	690.96
HCW-09	744.49	7/6/2021	ND	54.23	0.00	690.26
HCW-09	744.49	7/14/2021	ND	53.69	0.00	690.80
HCW-10	743.90	1/19/2021	50.52	50.62	0.10	693.36
HCW-10	743.90	1/25/2021	50.98	52.25	1.27	692.58
HCW-10	743.90	2/1/2021	50.39	50.40	0.01	693.51
HCW-10	743.90	2/8/2021	52.04	52.91	0.87	691.63
HCW-10	743.90	2/16/2021	51.79	53.03	1.24	691.78
HCW-10	743.90	2/22/2021	51.73	53.04	1.31	691.82
HCW-10	743.90	3/4/2021	51.14	52.68	1.54	692.35
HCW-10	743.90	3/8/2021	52.14	54.00	1.86	691.26
HCW-10	743.90	3/15/2021	52.46	54.48	2.02	690.90
HCW-10	743.90	3/22/2021	52.64	54.59	1.95	690.74
HCW-10	743.90	4/1/2021	51.84	53.73	1.89	691.55
HCW-10	743.90	4/12/2021	52.89	54.90	2.01	690.47
HCW-10	743.90	4/19/2021	52.74	54.92	2.18	690.58
HCW-10	743.90	4/29/2021	51.84	53.79	1.95	691.54
HCW-10	743.90	5/3/2021	51.12	53.13	2.01	692.24
HCW-10	743.90	5/10/2021	51.30	53.49	2.19	692.01
HCW-10	743.90	5/18/2021	52.16	54.43	2.27	691.13
HCW-10	743.90	5/26/2021	50.44	51.20	0.76	693.26
HCW-10	743.90	6/9/2021	50.88	52.00	1.12	692.72
HCW-10	743.90	7/1/2021	51.74	53.51	1.77	691.69
HCW-10	743.90	7/14/2021	51.98	53.17	1.19	691.60

Table 4
Summary of Recovery Well Gauging Data

Colonial Pipeline Company
2020-L1-SR2448
Huntersville, North Carolina

Well ID	Top Of Casing Elevation[1]	Date	Depth to Free Product (ft btoc)	Depth to Groundwater (ft btoc)	Free Product Thickness (ft)	Groundwater Elevation[2] (ft btoc)
HCW-11	741.26	1/19/2021	ND	49.32	0.00	691.94
HCW-11	741.26	1/25/2021	ND	48.45	0.00	692.81
HCW-11	741.26	2/1/2021	ND	48.30	0.00	692.96
HCW-11	741.26	2/8/2021	ND	49.65	0.00	691.61
HCW-11	741.26	2/16/2021	ND	49.43	0.00	691.83
HCW-11	741.26	2/22/2021	ND	49.42	0.00	691.84
HCW-11	741.26	3/4/2021	ND	48.65	0.00	692.61
HCW-11	741.26	3/8/2021	ND	49.92	0.00	691.34
HCW-11	741.26	3/15/2021	ND	14.51	0.00	726.75
HCW-11	741.26	3/22/2021	ND	50.73	0.00	690.53
HCW-11	741.26	4/1/2021	ND	49.49	0.00	691.77
HCW-11	741.26	4/12/2021	ND	50.96	0.00	690.30
HCW-11	741.26	4/19/2021	ND	50.72	0.00	690.54
HCW-11	741.26	4/29/2021	ND	49.29	0.00	691.97
HCW-11	741.26	5/3/2021	ND	48.56	0.00	692.70
HCW-11	741.26	5/10/2021	ND	48.96	0.00	692.30
HCW-11	741.26	5/18/2021	ND	50.18	0.00	691.08
HCW-11	741.26	5/26/2021	ND	49.04	0.00	692.22
HCW-11	741.26	5/31/2021	ND	50.49	0.00	690.77
HCW-11	741.26	6/7/2021	ND	51.12	0.00	690.14
HCW-11	741.26	6/14/2021	ND	49.29	0.00	691.97
HCW-11	741.26	6/21/2021	ND	50.16	0.00	691.10
HCW-11	741.26	7/1/2021	ND	50.28	0.00	690.98
HCW-11	741.26	7/6/2021	ND	53.26	0.00	688.00
HCW-11	741.26	7/14/2021	ND	50.64	0.00	690.62
HCW-12	740.75	1/19/2021	ND	23.93	0.00	716.82
HCW-12	740.75	1/25/2021	ND	43.24	0.00	697.51
HCW-12	740.75	2/1/2021	Dry	Dry	Dry	Dry
HCW-12	740.75	2/8/2021	Dry	Dry	Dry	Dry
HCW-12	740.75	2/16/2021	ND	47.86	0.00	692.89
HCW-12	740.75	2/22/2021	ND	48.06	0.00	692.69
HCW-12	740.75	3/4/2021	ND	48.04	0.00	692.71
HCW-12	740.75	3/8/2021	ND	48.28	0.00	692.47
HCW-12	740.75	3/15/2021	ND	48.44	0.00	692.31
HCW-12	740.75	3/22/2021	ND	48.71	0.00	692.04
HCW-12	740.75	4/1/2021	ND	48.87	0.00	691.88
HCW-12	740.75	4/12/2021	49.03	49.04	0.01	691.72
HCW-12	740.75	4/19/2021	ND	49.94	0.00	690.81
HCW-12	740.75	4/29/2021	48.67	48.68	0.01	692.08
HCW-12	740.75	5/3/2021	ND	47.94	0.00	692.81
HCW-12	740.75	5/10/2021	ND	47.58	0.00	693.17
HCW-12	740.75	5/18/2021	ND	47.68	0.00	693.07
HCW-12	740.75	5/26/2021	ND	47.69	0.00	693.06
HCW-12	740.75	5/31/2021	ND	48.02	0.00	692.73
HCW-12	740.75	6/7/2021	ND	48.35	0.00	692.40
HCW-12	740.75	6/14/2021	ND	47.94	0.00	692.81
HCW-12	740.75	6/21/2021	ND	48.16	0.00	692.59
HCW-12	740.75	7/1/2021	ND	48.79	0.00	691.96
HCW-12	740.75	7/6/2021	ND	49.34	0.00	691.41
HCW-12	740.75	7/14/2021	ND	49.26	0.00	691.49

Table 4
Summary of Recovery Well Gauging Data

Colonial Pipeline Company
2020-L1-SR2448
Huntersville, North Carolina

Well ID	Top Of Casing Elevation[1]	Date	Depth to Free Product (ft btoc)	Depth to Groundwater (ft btoc)	Free Product Thickness (ft)	Groundwater Elevation[2] (ft btoc)
HCW-13	741.53	1/25/2021	ND	46.81	0.00	694.72
HCW-13	741.53	2/1/2021	46.33	48.32	1.99	694.67
HCW-13	741.53	2/8/2021	ARP	ARP	ARP	ARP
HCW-13	741.53	2/16/2021	44.21	51.43	7.22	695.39
HCW-13	741.53	2/22/2021	44.31	51.43	7.12	695.31
HCW-13	741.53	3/4/2021	44.51	51.52	7.01	695.14
HCW-13	741.53	3/8/2021	44.74	51.56	6.82	694.96
HCW-13	741.53	3/15/2021	44.98	51.48	6.50	694.81
HCW-13	741.53	3/22/2021	45.31	51.43	6.12	694.58
HCW-13	740.79	4/1/2021	ND	44.73	0.00	696.06
HCW-13	740.79	4/12/2021	ARP	ARP	ARP	ARP
HCW-13	740.79	4/19/2021	ARP	ARP	ARP	ARP
HCW-13	740.79	4/29/2021	43.34	50.31	6.97	695.58
HCW-13	740.79	5/3/2021	ARP	ARP	ARP	ARP
HCW-13	740.79	5/10/2021	ARP	ARP	ARP	ARP
HCW-13	740.79	5/26/2021	45.86	49.20	3.34	694.04
HCW-13	740.79	6/9/2021	46.34	48.98	2.64	693.74
HCW-13	740.79	7/1/2021	47.16	48.96	1.80	693.15
HCW-13	740.79	7/14/2021	47.49	49.29	1.80	692.82
HCW-14	738.67	1/25/2021	ND	43.07	0.00	695.60
HCW-14	738.67	2/1/2021	ND	43.83	0.00	694.84
HCW-14	738.67	2/8/2021	44.25	44.44	0.19	694.37
HCW-14	738.67	2/16/2021	41.56	46.24	4.68	695.86
HCW-14	738.67	2/22/2021	41.29	NW	>8.71	N/A
HCW-14	738.67	3/4/2021	41.35	50.00	8.65	695.01
HCW-14	738.67	3/8/2021	41.68	NW	>8.32	N/A
HCW-14	738.67	3/15/2021	41.89	NW	>8.11	N/A
HCW-14	738.67	3/22/2021	42.22	NW	>7.78	N/A
HCW-14	739.18	4/1/2021	ND	43.11	0.00	696.07
HCW-14	739.18	4/12/2021	ARP	ARP	ARP	ARP
HCW-14	739.18	4/19/2021	ARP	ARP	ARP	ARP
HCW-14	739.18	4/29/2021	43.71	46.93	3.22	694.61
HCW-14	739.18	5/3/2021	ARP	ARP	ARP	ARP
HCW-14	739.18	5/10/2021	ARP	ARP	ARP	ARP
HCW-14	739.18	5/26/2021	44.31	45.06	0.75	694.67
HCW-14	739.18	6/9/2021	44.58	45.38	0.80	694.39
HCW-14	739.18	7/1/2021	45.06	45.88	0.82	693.90
HCW-14	739.18	7/14/2021	45.50	46.21	0.71	693.49
HCW-15	736.71	1/25/2021	ND	40.88	0.00	695.83
HCW-15	736.71	2/1/2021	ND	41.62	0.00	695.09
HCW-15	736.71	2/8/2021	42.15	42.25	0.10	694.53
HCW-15	736.71	2/16/2021	39.13	51.43	12.30	694.28
HCW-15	736.71	2/22/2021	39.27	46.04	6.77	695.62
HCW-15	736.71	3/4/2021	39.21	46.10	6.89	695.65
HCW-15	736.71	3/8/2021	39.65	46.22	6.57	695.30
HCW-15	736.71	3/15/2021	39.95	46.11	6.16	695.11
HCW-15	736.71	3/22/2021	40.24	46.03	5.79	694.92
HCW-15	737.19	4/1/2021	ND	41.07	0.00	696.12
HCW-15	737.19	4/12/2021	ARP	ARP	ARP	ARP
HCW-15	737.19	4/19/2021	ARP	ARP	ARP	ARP
HCW-15	737.19	4/29/2021	41.72	44.58	2.86	694.70
HCW-15	737.19	5/3/2021	ARP	ARP	ARP	ARP
HCW-15	737.19	5/10/2021	ARP	ARP	ARP	ARP
HCW-15	737.19	5/26/2021	42.04	43.82	1.78	694.67
HCW-15	737.19	6/9/2021	42.49	43.83	1.34	694.34
HCW-15	737.19	7/1/2021	43.09	43.95	0.86	693.87
HCW-15	737.19	7/14/2021	43.46	44.48	1.02	693.46

Table 4
Summary of Recovery Well Gauging Data

Colonial Pipeline Company
2020-L1-SR2448
Huntersville, North Carolina

Well ID	Top Of Casing Elevation[1]	Date	Depth to Free Product (ft btoc)	Depth to Groundwater (ft btoc)	Free Product Thickness (ft)	Groundwater Elevation[2] (ft btoc)
HCW-16	736.35	1/25/2021	39.28	39.77	0.49	696.94
HCW-16	736.35	2/1/2021	39.38	40.96	1.58	696.55
HCW-16	736.35	2/8/2021	38.85	41.05	2.20	696.91
HCW-16	736.35	2/16/2021	38.69	41.09	2.40	697.02
HCW-16	736.35	2/22/2021	38.79	41.28	2.49	696.90
HCW-16	736.35	3/4/2021	38.80	41.70	2.90	696.78
HCW-16	736.35	3/8/2021	39.09	41.84	2.75	696.53
HCW-16	736.35	3/15/2021	39.33	41.87	2.54	696.34
HCW-16	736.35	3/22/2021	39.69	41.83	2.14	696.09
HCW-16	736.35	4/1/2021	40.08	41.72	1.64	695.83
HCW-16	736.35	4/12/2021	40.34	40.35	0.01	696.01
HCW-16	736.35	4/19/2021	40.22	40.70	0.48	696.00
HCW-16	736.35	4/29/2021	40.24	40.91	0.67	695.93
HCW-16	736.35	5/3/2021	40.27	40.86	0.59	695.92
HCW-16	736.35	5/10/2021	40.35	41.10	0.75	695.80
HCW-16	736.35	5/18/2021	40.36	41.18	0.82	695.77
HCW-16	736.35	5/26/2021	40.30	41.23	0.93	695.80
HCW-16	736.35	5/31/2021	ARP	ARP	ARP	ARP
HCW-16	736.35	6/9/2021	39.96	40.96	1.00	696.12
HCW-16	736.35	7/1/2021	40.42	41.14	0.72	695.74
HCW-16	736.35	7/14/2021	40.40	41.22	0.82	695.73
HCW-17	733.19	1/25/2021	ND	34.90	0.00	698.29
HCW-17	733.19	2/1/2021	ND	36.49	0.00	696.70
HCW-17	733.19	2/8/2021	ND	36.49	0.00	696.70
HCW-17	733.19	2/16/2021	ND	36.48	0.00	696.71
HCW-17	733.19	2/22/2021	ND	35.76	0.00	697.43
HCW-17	733.19	3/4/2021	ND	35.78	0.00	697.41
HCW-17	733.19	3/8/2021	ND	35.88	0.00	697.31
HCW-17	733.19	3/15/2021	ND	35.80	0.00	697.39
HCW-17	733.19	3/22/2021	ND	35.74	0.00	697.45
HCW-17	733.19	4/1/2021	ND	35.78	0.00	697.41
HCW-17	733.19	4/12/2021	ND	35.80	0.00	697.39
HCW-17	733.19	4/19/2021	ND	35.75	0.00	697.44
HCW-17	733.19	4/29/2021	ND	35.75	0.00	697.44
HCW-17	733.19	5/3/2021	ND	35.70	0.00	697.49
HCW-17	733.19	5/10/2021	ND	35.76	0.00	697.43
HCW-17	733.19	5/18/2021	ND	35.78	0.00	697.41
HCW-17	733.19	5/26/2021	ND	35.74	0.00	697.45
HCW-17	733.19	5/31/2021	ND	35.73	0.00	697.46
HCW-17	733.19	6/7/2021	ND	35.78	0.00	697.41
HCW-17	733.19	6/14/2021	ND	35.76	0.00	697.43
HCW-17	733.19	6/21/2021	ND	35.70	0.00	697.49
HCW-17	733.19	7/1/2021	ND	35.70	0.00	697.49
HCW-17	733.19	7/6/2021	ND	35.72	0.00	697.47
HCW-17	733.19	7/14/2021	ND	35.72	0.00	697.47

Table 4
Summary of Recovery Well Gauging Data

Colonial Pipeline Company
2020-L1-SR2448
Huntersville, North Carolina

Well ID	Top Of Casing Elevation[1]	Date	Depth to Free Product (ft btoc)	Depth to Groundwater (ft btoc)	Free Product Thickness (ft)	Groundwater Elevation[2] (ft btoc)
HCW-18	731.12	1/25/2021	ND	34.58	0.00	696.54
HCW-18	731.12	2/1/2021	ND	31.97	0.00	699.15
HCW-18	731.12	2/8/2021	ND	31.98	0.00	699.14
HCW-18	731.12	2/16/2021	ND	31.99	0.00	699.13
HCW-18	731.12	2/22/2021	ND	32.05	0.00	699.07
HCW-18	731.12	3/4/2021	ND	32.02	0.00	699.10
HCW-18	731.12	3/8/2021	31.99	32.00	0.01	699.13
HCW-18	731.12	3/15/2021	31.96	31.99	0.03	699.15
HCW-18	731.12	3/22/2021	ND	31.93	0.00	699.19
HCW-18	731.12	4/1/2021	ND	32.01	0.00	699.11
HCW-18	731.12	4/12/2021	31.86	32.00	0.14	699.22
HCW-18	731.12	4/19/2021	ND	31.87	0.00	699.25
HCW-18	731.12	4/29/2021	Dry	Dry	Dry	Dry
HCW-18	731.12	5/3/2021	Dry	Dry	Dry	Dry
HCW-18	731.12	5/10/2021	Dry	Dry	Dry	Dry
HCW-18	731.12	5/18/2021	32.04	32.05	0.01	699.08
HCW-18	731.12	5/26/2021	31.97	31.98	0.01	699.15
HCW-18	731.12	5/31/2021	ND	32.02	0.00	699.10
HCW-18	731.12	6/7/2021	ND	32.04	0.00	699.08
HCW-18	731.12	6/14/2021	ND	32.06	0.00	699.06
HCW-18	731.12	6/21/2021	ND	32.03	0.00	699.09
HCW-18	731.12	7/1/2021	ND	32.03	0.00	699.09
HCW-18	731.12	7/6/2021	ND	32.04	0.00	699.08
HCW-18	731.12	7/14/2021	ND	31.96	0.00	699.16
HCW-19	732.00	1/25/2021	ND	34.10	0.00	697.90
HCW-19	732.00	2/1/2021	ND	34.22	0.00	697.78
HCW-19	732.00	2/8/2021	34.60	34.61	0.01	697.40
HCW-19	732.00	2/16/2021	34.43	34.44	0.01	697.57
HCW-19	732.00	2/22/2021	34.11	34.12	0.01	697.89
HCW-19	732.00	3/4/2021	NM	NM	NM	NM
HCW-19	732.00	3/8/2021	31.08	31.11	0.03	700.91
HCW-19	732.00	3/15/2021	34.20	34.22	0.02	697.79
HCW-19	732.00	3/22/2021	34.35	34.36	0.01	697.65
HCW-19	732.00	4/1/2021	34.13	34.16	0.03	697.86
HCW-19	732.00	4/12/2021	34.71	34.72	0.01	697.29
HCW-19	732.00	4/19/2021	33.84	33.86	0.02	698.15
HCW-19	732.00	4/29/2021	34.15	34.17	0.02	697.84
HCW-19	732.00	5/3/2021	34.27	34.29	0.02	697.72
HCW-19	732.00	5/18/2021	34.99	35.01	0.02	697.00
HCW-19	732.00	5/10/2021	34.59	34.60	0.01	697.41
HCW-19	732.00	5/26/2021	35.08	35.10	0.02	696.91
HCW-19	732.00	5/31/2021	35.35	35.37	0.02	696.64
HCW-19	732.00	6/7/2021	35.59	35.61	0.02	696.40
HCW-19	732.00	6/14/2021	35.68	35.70	0.02	696.31
HCW-19	732.00	6/21/2021	35.91	35.94	0.03	696.08
HCW-19	732.00	7/1/2021	36.04	36.11	0.07	695.94
HCW-19	732.00	7/6/2021	36.30	36.36	0.06	695.68
HCW-19	732.00	7/14/2021	36.43	36.50	0.07	695.55

Table 4
Summary of Recovery Well Gauging Data

Colonial Pipeline Company
2020-L1-SR2448
Huntersville, North Carolina

Well ID	Top Of Casing Elevation[1]	Date	Depth to Free Product (ft btoc)	Depth to Groundwater (ft btoc)	Free Product Thickness (ft)	Groundwater Elevation[2] (ft btoc)
HCW-20	731.69	1/25/2021	ND	34.34	0.00	697.35
HCW-20	731.69	2/1/2021	ND	34.33	0.00	697.36
HCW-20	731.69	2/8/2021	ND	34.82	0.00	696.87
HCW-20	731.69	2/16/2021	ND	34.59	0.00	697.10
HCW-20	731.69	2/22/2021	ND	34.44	0.00	697.25
HCW-20	731.69	3/4/2021	ND	34.09	0.00	697.60
HCW-20	731.69	3/8/2021	ND	34.37	0.00	697.32
HCW-20	731.69	3/15/2021	ND	34.35	0.00	697.34
HCW-20	731.69	3/22/2021	ND	34.46	0.00	697.23
HCW-20	731.69	4/1/2021	ND	34.37	0.00	697.32
HCW-20	731.69	4/12/2021	ND	33.98	0.00	697.71
HCW-20	731.69	4/19/2021	ND	34.09	0.00	697.60
HCW-20	731.69	4/29/2021	ND	34.26	0.00	697.43
HCW-20	731.69	5/3/2021	ND	34.30	0.00	697.39
HCW-20	731.69	5/10/2021	ND	34.61	0.00	697.08
HCW-20	731.69	5/18/2021	ND	34.97	0.00	696.72
HCW-20	731.69	5/26/2021	ND	35.02	0.00	696.67
HCW-20	731.69	5/31/2021	ND	35.33	0.00	696.36
HCW-20	731.69	6/7/2021	ND	35.54	0.00	696.15
HCW-20	731.69	6/14/2021	ND	35.68	0.00	696.01
HCW-20	731.69	6/21/2021	ND	35.87	0.00	695.82
HCW-20	731.69	7/1/2021	ND	35.93	0.00	695.76
HCW-20	731.69	7/6/2021	ND	36.32	0.00	695.37
HCW-20	731.69	7/14/2021	ND	36.36	0.00	695.33
HCW-21	730.02	1/19/2021	34.72	35.26	0.54	695.15
HCW-21	730.02	2/1/2021	ND	33.80	0.00	696.22
HCW-21	730.02	2/22/2021	ARP	ARP	ARP	ARP
HCW-21	730.02	3/4/2021	33.42	40.02	6.60	694.83
HCW-21	730.02	3/8/2021	ARP	ARP	ARP	ARP
HCW-21	730.02	3/15/2021	ARP	ARP	ARP	ARP
HCW-21	730.02	3/22/2021	ARP	ARP	ARP	ARP
HCW-21	730.02	4/1/2021	ND	33.62	0.00	696.40
HCW-21	730.02	4/12/2021	ARP	ARP	ARP	ARP
HCW-21	730.02	4/19/2021	ARP	ARP	ARP	ARP
HCW-21	730.02	4/29/2021	33.35	38.40	5.05	695.32
HCW-21	730.02	5/3/2021	ARP	ARP	ARP	ARP
HCW-21	730.02	5/10/2021	ARP	ARP	ARP	ARP
HCW-21	730.02	5/26/2021	33.31	39.63	6.32	695.02
HCW-21	730.02	6/9/2021	33.46	39.52	6.06	694.93
HCW-21	730.02	7/1/2021	34.39	38.70	4.31	694.47
HCW-21	730.02	7/14/2021	34.59	38.84	4.25	694.29

Table 4
Summary of Recovery Well Gauging Data

Colonial Pipeline Company
2020-L1-SR2448
Huntersville, North Carolina

Well ID	Top Of Casing Elevation[1]	Date	Depth to Free Product (ft btoc)	Depth to Groundwater (ft btoc)	Free Product Thickness (ft)	Groundwater Elevation[2] (ft btoc)
HCW-22	731.67	1/19/2021	ND	36.66	0.00	695.01
HCW-22	731.67	1/25/2021	ND	36.78	0.00	694.89
HCW-22	731.67	2/1/2021	ND	36.78	0.00	694.89
HCW-22	731.67	2/8/2021	ND	37.08	0.00	694.59
HCW-22	731.67	2/16/2021	ND	37.25	0.00	694.42
HCW-22	731.67	2/22/2021	ND	37.28	0.00	694.39
HCW-22	731.67	3/4/2021	ND	37.01	0.00	694.66
HCW-22	731.67	3/8/2021	ND	37.48	0.00	694.19
HCW-22	731.67	3/15/2021	ND	37.66	0.00	694.01
HCW-22	731.67	3/22/2021	ND	37.51	0.00	694.16
HCW-22	731.67	4/1/2021	ND	37.28	0.00	694.39
HCW-22	731.67	4/12/2021	ND	36.75	0.00	694.92
HCW-22	731.67	4/19/2021	ND	36.83	0.00	694.84
HCW-22	731.67	4/29/2021	ND	36.71	0.00	694.96
HCW-22	731.67	5/3/2021	ND	37.13	0.00	694.54
HCW-22	731.67	5/10/2021	ND	37.14	0.00	694.53
HCW-22	731.67	5/18/2021	ND	37.01	0.00	694.66
HCW-22	731.67	5/26/2021	ND	36.86	0.00	694.81
HCW-22	731.67	5/31/2021	ND	37.02	0.00	694.65
HCW-22	731.67	6/7/2021	ND	36.98	0.00	694.69
HCW-22	731.67	6/14/2021	ND	37.03	0.00	694.64
HCW-22	731.67	6/21/2021	ND	37.02	0.00	694.65
HCW-22	731.67	7/1/2021	ND	37.38	0.00	694.29
HCW-22	731.67	7/6/2021	ND	37.71	0.00	693.96
HCW-22	731.67	7/14/2021	ND	37.62	0.00	694.05
HCW-23	740.60	2/8/2021	ND	50.86	0.00	689.74
HCW-23	740.60	2/16/2021	ND	50.62	0.00	689.98
HCW-23	740.60	2/22/2021	ND	50.66	0.00	689.94
HCW-23	740.60	3/4/2021	ND	50.63	0.00	689.97
HCW-23	740.60	3/8/2021	ND	50.70	0.00	689.90
HCW-23	740.60	3/15/2021	ND	50.72	0.00	689.88
HCW-23	740.60	3/22/2021	ND	50.66	0.00	689.94
HCW-23	740.60	4/1/2021	ND	50.65	0.00	689.95
HCW-23	740.60	4/12/2021	ND	50.71	0.00	689.89
HCW-23	740.60	4/19/2021	ND	50.75	0.00	689.85
HCW-23	740.60	4/29/2021	ND	50.57	0.00	690.03
HCW-23	740.60	5/3/2021	ND	50.62	0.00	689.98
HCW-23	740.60	5/10/2021	ND	50.76	0.00	689.84
HCW-23	740.60	5/18/2021	ND	50.67	0.00	689.93
HCW-23	740.60	5/26/2021	ND	50.51	0.00	690.09
HCW-23	740.60	5/31/2021	ND	50.59	0.00	690.01
HCW-23	740.60	6/7/2021	ND	50.65	0.00	689.95
HCW-23	740.60	6/14/2021	ND	49.02	0.00	691.58
HCW-23	740.60	6/21/2021	ND	49.14	0.00	691.46
HCW-23	740.60	7/1/2021	ND	50.65	0.00	689.95
HCW-23	740.60	7/6/2021	ND	50.79	0.00	689.81
HCW-23	740.60	7/14/2021	ND	50.84	0.00	689.76

Table 4
Summary of Recovery Well Gauging Data

Colonial Pipeline Company
2020-L1-SR2448
Huntersville, North Carolina

Well ID	Top Of Casing Elevation[1]	Date	Depth to Free Product (ft btoc)	Depth to Groundwater (ft btoc)	Free Product Thickness (ft)	Groundwater Elevation[2] (ft btoc)
HCW-24	741.73	2/8/2021	ND	49.37	0.00	692.36
HCW-24	741.73	2/16/2021	ND	49.15	0.00	692.58
HCW-24	741.73	2/22/2021	ND	49.13	0.00	692.60
HCW-24	741.73	3/4/2021	ND	49.15	0.00	692.58
HCW-24	741.73	3/8/2021	ND	49.21	0.00	692.52
HCW-24	741.73	3/15/2021	ND	49.23	0.00	692.50
HCW-24	741.73	3/22/2021	ND	49.16	0.00	692.57
HCW-24	741.73	4/1/2021	ND	49.18	0.00	692.55
HCW-24	741.73	4/12/2021	ND	49.18	0.00	692.55
HCW-24	741.73	4/19/2021	ND	49.21	0.00	692.52
HCW-24	741.73	4/29/2021	ND	49.11	0.00	692.62
HCW-24	741.73	5/3/2021	ND	49.09	0.00	692.64
HCW-24	741.73	5/10/2021	ND	49.15	0.00	692.58
HCW-24	741.73	5/18/2021	ND	49.14	0.00	692.59
HCW-24	741.73	5/26/2021	ND	49.61	0.00	692.12
HCW-24	741.73	5/31/2021	ND	49.06	0.00	692.67
HCW-24	741.73	6/7/2021	ND	49.07	0.00	692.66
HCW-24	741.73	6/14/2021	ND	49.02	0.00	692.71
HCW-24	741.73	6/21/2021	ND	50.68	0.00	691.05
HCW-24	741.73	7/1/2021	ND	50.93	0.00	690.80
HCW-24	741.73	7/6/2021	ND	49.28	0.00	692.45
HCW-24	741.73	7/14/2021	ND	49.33	0.00	692.40
HCW-25	729.91	2/16/2021	32.79	33.94	1.15	696.81
HCW-25	729.91	2/22/2021	32.13	35.65	3.52	696.84
HCW-25	729.91	3/4/2021	35.15	37.47	2.32	694.14
HCW-25	729.91	3/8/2021	31.69	37.51	5.82	696.66
HCW-25	729.91	3/15/2021	31.69	37.42	5.73	696.68
HCW-25	729.91	3/22/2021	31.65	37.25	5.60	696.76
HCW-25	729.91	4/1/2021	31.62	37.18	5.56	696.80
HCW-25	729.91	4/12/2021	31.58	37.02	5.44	696.87
HCW-25	729.91	4/19/2021	31.53	36.91	5.38	696.94
HCW-25	729.91	4/29/2021	31.67	36.19	4.52	697.03
HCW-25	729.91	5/3/2021	31.74	36.06	4.32	697.01
HCW-25	729.91	5/10/2021	ARP	ARP	ARP	ARP
HCW-25	729.91	5/26/2021	33.23	35.83	2.60	695.98
HCW-25	730.41	6/9/2021	33.66	35.95	2.29	696.14
HCW-25	730.41	7/1/2021	34.22	36.37	2.15	695.62
HCW-25	730.41	7/14/2021	34.54	36.60	2.06	695.32

Table 4
Summary of Recovery Well Gauging Data

Colonial Pipeline Company
2020-L1-SR2448
Huntersville, North Carolina

Well ID	Top Of Casing Elevation[1]	Date	Depth to Free Product (ft btoc)	Depth to Groundwater (ft btoc)	Free Product Thickness (ft)	Groundwater Elevation[2] (ft btoc)
HCW-26	730.52	2/16/2021	ND	34.17	0.00	696.35
HCW-26	730.52	2/22/2021	ND	34.21	0.00	696.31
HCW-26	730.52	3/4/2021	ND	34.13	0.00	696.39
HCW-26	730.52	3/8/2021	ND	34.30	0.00	696.22
HCW-26	730.52	3/15/2021	ND	34.35	0.00	696.17
HCW-26	730.52	4/1/2021	ND	34.30	0.00	696.22
HCW-26	730.52	4/12/2021	ND	34.04	0.00	696.48
HCW-26	730.52	4/19/2021	ND	34.01	0.00	696.51
HCW-26	730.52	4/29/2021	ND	33.98	0.00	696.54
HCW-26	730.52	5/3/2021	ND	33.96	0.00	696.56
HCW-26	730.52	5/10/2021	ND	34.24	0.00	696.28
HCW-26	730.52	5/18/2021	ND	34.46	0.00	696.06
HCW-26	730.52	5/26/2021	ND	34.42	0.00	696.10
HCW-26	730.52	5/31/2021	ND	34.63	0.00	695.89
HCW-26	730.52	6/7/2021	ND	34.76	0.00	695.76
HCW-26	730.52	6/14/2021	ND	34.86	0.00	695.66
HCW-26	730.52	6/21/2021	ND	35.02	0.00	695.50
HCW-26	730.52	7/1/2021	ND	35.11	0.00	695.41
HCW-26	730.52	7/6/2021	ND	35.43	0.00	695.09
HCW-26	730.52	7/14/2021	ND	35.44	0.00	695.08
HCW-27	729.91	2/16/2021	ND	33.94	0.00	695.97
HCW-27	729.91	2/22/2021	ND	34.10	0.00	695.81
HCW-27	729.91	3/4/2021	ND	34.14	0.00	695.77
HCW-27	729.91	3/8/2021	ND	34.28	0.00	695.63
HCW-27	729.91	3/15/2021	ND	34.38	0.00	695.53
HCW-27	729.91	3/22/2021	ND	34.31	0.00	695.60
HCW-27	729.91	4/1/2021	ND	34.31	0.00	695.60
HCW-27	729.91	4/12/2021	ND	34.15	0.00	695.76
HCW-27	729.91	4/19/2021	ND	34.13	0.00	695.78
HCW-27	729.91	4/29/2021	ND	34.04	0.00	695.87
HCW-27	729.91	5/3/2021	ND	34.11	0.00	695.80
HCW-27	729.91	5/10/2021	ND	35.25	0.00	694.66
HCW-27	729.91	5/18/2021	ND	34.35	0.00	695.56
HCW-27	729.91	5/26/2021	ND	34.30	0.00	695.61
HCW-27	729.91	5/31/2021	ND	34.42	0.00	695.49
HCW-27	729.91	6/7/2021	ND	34.48	0.00	695.43
HCW-27	729.91	6/14/2021	ND	34.53	0.00	695.38
HCW-27	729.91	6/21/2021	ND	34.59	0.00	695.32
HCW-27	729.91	7/1/2021	ND	34.77	0.00	695.14
HCW-27	729.91	7/6/2021	ND	39.94	0.00	689.97
HCW-27	729.91	7/14/2021	ND	35.03	0.00	694.88

Table 4
Summary of Recovery Well Gauging Data

Colonial Pipeline Company
2020-L1-SR2448
Huntersville, North Carolina

Well ID	Top Of Casing Elevation[1]	Date	Depth to Free Product (ft btoc)	Depth to Groundwater (ft btoc)	Free Product Thickness (ft)	Groundwater Elevation[2] (ft btoc)
NHCW-01	718.93	2/16/2021	ND	29.89	0.00	689.04
NHCW-01	718.93	2/22/2021	ND	29.80	0.00	689.13
NHCW-01	718.93	3/4/2021	ND	29.95	0.00	688.98
NHCW-01	718.93	3/8/2021	ND	29.73	0.00	689.20
NHCW-01	718.93	3/15/2021	ND	29.74	0.00	689.19
NHCW-01	718.93	3/22/2021	ND	29.66	0.00	689.27
NHCW-01	718.93	4/1/2021	ND	29.38	0.00	689.55
NHCW-01	718.93	4/12/2021	ND	29.36	0.00	689.57
NHCW-01	718.93	4/19/2021	ND	29.38	0.00	689.55
NHCW-01	718.93	4/29/2021	ND	29.14	0.00	689.79
NHCW-01	718.93	5/3/2021	ND	29.25	0.00	689.68
NHCW-01	718.93	5/10/2021	ND	29.95	0.00	688.98
NHCW-01	718.93	5/18/2021	ND	29.19	0.00	689.74
NHCW-01	718.93	5/26/2021	ND	29.11	0.00	689.82
NHCW-01	718.93	5/31/2021	ND	29.40	0.00	689.53
NHCW-01	718.93	6/7/2021	ND	29.45	0.00	689.48
NHCW-01	718.93	6/14/2021	ND	29.49	0.00	689.44
NHCW-01	718.93	6/21/2021	ND	29.74	0.00	689.19
NHCW-01	718.93	7/1/2021	ND	29.67	0.00	689.26
NHCW-01	718.93	7/6/2021	ND	30.12	0.00	688.81
NHCW-01	718.93	7/14/2021	ND	30.05	0.00	688.88
NHCW-02	719.11	2/16/2021	ND	30.05	0.00	689.06
NHCW-02	719.11	2/22/2021	ND	29.94	0.00	689.17
NHCW-02	719.11	3/4/2021	ND	29.78	0.00	689.33
NHCW-02	719.11	3/8/2021	ND	29.92	0.00	689.19
NHCW-02	719.11	3/15/2021	ND	29.88	0.00	689.23
NHCW-02	719.11	3/22/2021	ND	29.79	0.00	689.32
NHCW-02	719.11	4/1/2021	ND	29.54	0.00	689.57
NHCW-02	719.11	4/12/2021	ND	29.46	0.00	689.65
NHCW-02	719.11	4/19/2021	ND	29.48	0.00	689.63
NHCW-02	719.11	4/29/2021	ND	29.30	0.00	689.81
NHCW-02	719.11	5/3/2021	ND	29.34	0.00	689.77
NHCW-02	719.11	5/10/2021	ND	29.41	0.00	689.70
NHCW-02	719.11	5/18/2021	ND	29.35	0.00	689.76
NHCW-02	719.11	5/26/2021	ND	29.28	0.00	689.83
NHCW-02	719.11	5/31/2021	ND	29.55	0.00	689.56
NHCW-02	719.11	6/7/2021	ND	29.61	0.00	689.50
NHCW-02	719.11	6/14/2021	ND	29.68	0.00	689.43
NHCW-02	719.11	6/21/2021	ND	29.91	0.00	689.20
NHCW-02	719.11	7/1/2021	ND	29.89	0.00	689.22
NHCW-02	719.11	7/6/2021	ND	30.29	0.00	688.82
NHCW-02	719.11	7/14/2021	ND	30.27	0.00	688.84
NHCW-03	717.56	2/16/2021	ND	28.57	0.00	688.99
NHCW-03	717.56	2/22/2021	ND	28.47	0.00	689.09
NHCW-03	717.56	3/4/2021	ND	28.31	0.00	689.25
NHCW-03	717.56	3/8/2021	ND	28.41	0.00	689.15
NHCW-03	717.56	3/15/2021	ND	28.32	0.00	689.24
NHCW-03	717.56	3/22/2021	ND	28.25	0.00	689.31
NHCW-03	717.56	4/1/2021	ND	28.06	0.00	689.50
NHCW-03	717.56	4/12/2021	ND	27.87	0.00	689.69
NHCW-03	717.56	4/19/2021	ND	27.87	0.00	689.69
NHCW-03	717.56	4/29/2021	ND	27.80	0.00	689.76
NHCW-03	717.56	5/3/2021	ND	27.81	0.00	689.75
NHCW-03	717.56	5/10/2021	ND	28.91	0.00	688.65
NHCW-03	717.56	5/18/2021	ND	27.91	0.00	689.65
NHCW-03	717.56	5/26/2021	ND	27.89	0.00	689.67
NHCW-03	717.56	5/31/2021	ND	28.07	0.00	689.49
NHCW-03	717.56	6/7/2021	ND	28.17	0.00	689.39
NHCW-03	717.56	6/14/2021	ND	28.24	0.00	689.32
NHCW-03	717.56	6/21/2021	ND	28.45	0.00	689.11
NHCW-03	717.56	7/1/2021	ND	28.84	0.00	688.72
NHCW-03	717.56	7/6/2021	ND	28.81	0.00	688.75
NHCW-03	717.56	7/14/2021	ND	28.91	0.00	688.65

Table 4
Summary of Recovery Well Gauging Data

Colonial Pipeline Company
2020-L1-SR2448
Huntersville, North Carolina

Well ID	Top Of Casing Elevation[1]	Date	Depth to Free Product (ft btoc)	Depth to Groundwater (ft btoc)	Free Product Thickness (ft)	Groundwater Elevation[2] (ft btoc)
NHCW-04	716.18	2/16/2021	ND	22.23	0.00	693.95
NHCW-04	716.18	2/22/2021	ND	27.11	0.00	689.07
NHCW-04	716.18	3/4/2021	ND	26.95	0.00	689.23
NHCW-04	716.18	3/8/2021	ND	27.02	0.00	689.16
NHCW-04	716.18	3/15/2021	ND	26.95	0.00	689.23
NHCW-04	716.18	3/22/2021	ND	26.90	0.00	689.28
NHCW-04	716.18	4/1/2021	ND	26.70	0.00	689.48
NHCW-04	716.18	4/12/2021	ND	26.47	0.00	689.71
NHCW-04	716.18	4/19/2021	ND	26.48	0.00	689.70
NHCW-04	716.18	4/29/2021	ND	26.44	0.00	689.74
NHCW-04	716.18	5/3/2021	ND	26.40	0.00	689.78
NHCW-04	716.18	5/10/2021	ND	27.53	0.00	688.65
NHCW-04	716.18	5/18/2021	ND	26.57	0.00	689.61
NHCW-04	716.18	5/26/2021	ND	26.57	0.00	689.61
NHCW-04	716.18	5/31/2021	ND	26.76	0.00	689.42
NHCW-04	716.18	6/7/2021	ND	26.85	0.00	689.33
NHCW-04	716.18	6/14/2021	ND	26.92	0.00	689.26
NHCW-04	716.18	6/21/2021	ND	27.14	0.00	689.04
NHCW-04	716.18	7/1/2021	ND	27.25	0.00	688.93
NHCW-04	716.18	7/6/2021	ND	27.49	0.00	688.69
NHCW-04	716.18	7/14/2021	ND	27.60	0.00	688.58
NHCW-05	715.34	2/16/2021	ND	26.51	0.00	688.83
NHCW-05	715.34	2/22/2021	ND	26.37	0.00	688.97
NHCW-05	715.34	3/4/2021	ND	26.20	0.00	689.14
NHCW-05	715.34	3/8/2021	ND	26.28	0.00	689.06
NHCW-05	715.34	3/15/2021	ND	26.20	0.00	689.14
NHCW-05	715.34	3/22/2021	ND	26.14	0.00	689.20
NHCW-05	715.34	4/1/2021	ND	25.94	0.00	689.40
NHCW-05	715.34	4/12/2021	ND	25.68	0.00	689.66
NHCW-05	715.34	4/19/2021	ND	25.70	0.00	689.64
NHCW-05	715.34	4/29/2021	ND	25.69	0.00	689.65
NHCW-05	715.34	5/3/2021	ND	25.71	0.00	689.63
NHCW-05	715.34	5/10/2021	ND	25.80	0.00	689.54
NHCW-05	715.34	5/18/2021	ND	25.90	0.00	689.44
NHCW-05	715.34	5/26/2021	ND	25.90	0.00	689.44
NHCW-05	715.34	5/31/2021	ND	26.10	0.00	689.24
NHCW-05	715.34	6/7/2021	ND	26.21	0.00	689.13
NHCW-05	715.34	6/14/2021	ND	26.28	0.00	689.06
NHCW-05	715.34	6/21/2021	ND	26.52	0.00	688.82
NHCW-05	715.34	7/1/2021	ND	26.63	0.00	688.71
NHCW-05	715.34	7/6/2021	ND	26.88	0.00	688.46
NHCW-05	715.34	7/14/2021	ND	26.98	0.00	688.36
NHCW-06	714.96	2/16/2021	ND	26.23	0.00	688.73
NHCW-06	714.96	2/22/2021	ND	26.07	0.00	688.89
NHCW-06	714.96	3/4/2021	ND	25.90	0.00	689.06
NHCW-06	714.96	3/8/2021	ND	26.96	0.00	688.00
NHCW-06	714.96	3/15/2021	ND	25.88	0.00	689.08
NHCW-06	714.96	3/22/2021	ND	25.82	0.00	689.14
NHCW-06	714.96	4/1/2021	ND	25.59	0.00	689.37
NHCW-06	714.96	4/12/2021	ND	25.32	0.00	689.64
NHCW-06	714.96	4/19/2021	ND	25.37	0.00	689.59
NHCW-06	714.96	4/29/2021	ND	25.36	0.00	689.60
NHCW-06	714.96	5/3/2021	ND	25.38	0.00	689.58
NHCW-06	714.96	5/10/2021	ND	25.50	0.00	689.46
NHCW-06	714.96	5/18/2021	ND	25.60	0.00	689.36
NHCW-06	714.96	5/26/2021	ND	25.62	0.00	689.34
NHCW-06	714.96	6/7/2021	ND	25.96	0.00	689.00
NHCW-06	714.96	6/14/2021	ND	26.03	0.00	688.93
NHCW-06	714.97	6/21/2021	ND	26.28	0.00	688.69
NHCW-06	714.97	7/1/2021	ND	26.38	0.00	688.59
NHCW-06	714.97	7/6/2021	ND	26.63	0.00	688.34
NHCW-06	714.97	7/14/2021	26.61	27.06	0.45	688.23

Table 4
Summary of Recovery Well Gauging Data

Colonial Pipeline Company
2020-L1-SR2448
Huntersville, North Carolina

Well ID	Top Of Casing Elevation[1]	Date	Depth to Free Product (ft btoc)	Depth to Groundwater (ft btoc)	Free Product Thickness (ft)	Groundwater Elevation[2] (ft btoc)
NHCW-07	714.08	2/16/2021	ND	25.48	0.00	688.60
NHCW-07	714.08	2/22/2021	ND	25.29	0.00	688.79
NHCW-07	714.08	3/4/2021	ND	25.11	0.00	688.97
NHCW-07	714.08	3/8/2021	ND	25.20	0.00	688.88
NHCW-07	714.08	3/15/2021	ND	25.12	0.00	688.96
NHCW-07	714.08	3/22/2021	ND	25.04	0.00	689.04
NHCW-07	714.08	4/1/2021	ND	24.80	0.00	689.28
NHCW-07	714.08	4/12/2021	ND	24.51	0.00	689.57
NHCW-07	714.08	4/19/2021	ND	24.58	0.00	689.50
NHCW-07	714.08	4/29/2021	ND	24.62	0.00	689.46
NHCW-07	714.08	5/3/2021	ND	24.57	0.00	689.51
NHCW-07	714.08	5/10/2021	ND	24.75	0.00	689.33
NHCW-07	714.08	5/18/2021	ND	24.88	0.00	689.20
NHCW-07	714.08	5/26/2021	ND	24.91	0.00	689.17
NHCW-07	714.08	5/31/2021	ND	25.13	0.00	688.95
NHCW-07	714.08	6/7/2021	ND	25.24	0.00	688.84
NHCW-07	714.08	6/14/2021	ND	25.33	0.00	688.75
NHCW-07	714.08	6/21/2021	ND	25.57	0.00	688.51
NHCW-07	714.08	7/1/2021	ND	25.71	0.00	688.37
NHCW-07	714.08	7/6/2021	ND	25.93	0.00	688.15
NHCW-07	714.08	7/14/2021	ND	26.04	0.00	688.04
NHCW-08	712.84	2/16/2021	ND	24.34	0.00	688.50
NHCW-08	712.84	2/22/2021	ND	24.17	0.00	688.67
NHCW-08	712.84	3/4/2021	ND	23.98	0.00	688.86
NHCW-08	712.84	3/8/2021	ND	24.03	0.00	688.81
NHCW-08	712.84	3/15/2021	ND	23.96	0.00	688.88
NHCW-08	712.84	3/22/2021	ND	23.87	0.00	688.97
NHCW-08	712.84	4/1/2021	ND	23.62	0.00	689.22
NHCW-08	712.84	4/12/2021	ND	23.34	0.00	689.50
NHCW-08	712.84	4/19/2021	ND	23.40	0.00	689.44
NHCW-08	712.84	4/29/2021	ND	23.42	0.00	689.42
NHCW-08	712.84	5/3/2021	ND	23.43	0.00	689.41
NHCW-08	712.84	5/10/2021	ND	23.59	0.00	689.25
NHCW-08	712.84	5/18/2021	ND	23.75	0.00	689.09
NHCW-08	712.84	5/26/2021	ND	23.78	0.00	689.06
NHCW-08	712.84	5/31/2021	ND	24.02	0.00	688.82
NHCW-08	712.84	6/7/2021	ND	24.13	0.00	688.71
NHCW-08	712.84	6/14/2021	ND	24.23	0.00	688.61
NHCW-08	712.84	6/21/2021	ND	24.47	0.00	688.37
NHCW-08	712.84	7/1/2021	ND	24.60	0.00	688.24
NHCW-08	712.84	7/6/2021	ND	24.64	0.00	688.20
NHCW-08	712.84	7/14/2021	ND	24.94	0.00	687.90

Table 4
Summary of Recovery Well Gauging Data

Colonial Pipeline Company
2020-L1-SR2448
Huntersville, North Carolina

Well ID	Top Of Casing Elevation[1]	Date	Depth to Free Product (ft btoc)	Depth to Groundwater (ft btoc)	Free Product Thickness (ft)	Groundwater Elevation[2] (ft btoc)
NHCW-09	711.21	2/16/2021	ND	23.89	0.00	687.32
NHCW-09	711.21	2/22/2021	ND	23.61	0.00	687.60
NHCW-09	711.21	3/4/2021	ND	23.37	0.00	687.84
NHCW-09	711.21	3/8/2021	ND	23.47	0.00	687.74
NHCW-09	711.21	3/15/2021	ND	23.40	0.00	687.81
NHCW-09	711.21	3/22/2021	ND	23.19	0.00	688.02
NHCW-09	711.21	4/1/2021	ND	22.79	0.00	688.42
NHCW-09	711.21	4/12/2021	ND	22.54	0.00	688.67
NHCW-09	711.21	4/19/2021	ND	22.71	0.00	688.50
NHCW-09	711.21	4/29/2021	ND	22.94	0.00	688.27
NHCW-09	711.21	5/3/2021	ND	23.02	0.00	688.19
NHCW-09	711.21	5/10/2021	ND	23.22	0.00	687.99
NHCW-09	711.21	5/18/2021	ND	23.47	0.00	687.74
NHCW-09	711.21	5/26/2021	ND	23.57	0.00	687.64
NHCW-09	711.21	5/31/2021	ND	23.85	0.00	687.36
NHCW-09	711.21	6/7/2021	ND	24.05	0.00	687.16
NHCW-09	711.21	6/14/2021	ND	24.19	0.00	687.02
NHCW-09	711.21	6/21/2021	ND	24.49	0.00	686.72
NHCW-09	711.21	7/1/2021	ND	24.68	0.00	686.53
NHCW-09	711.21	7/6/2021	ND	24.90	0.00	686.31
NHCW-09	711.21	7/14/2021	ND	25.05	0.00	686.16
NHCW-10	713.05	2/16/2021	ND	26.85	0.00	686.20
NHCW-10	713.05	2/22/2021	ND	23.68	0.00	689.37
NHCW-10	713.05	3/4/2021	ND	26.00	0.00	687.05
NHCW-10	713.05	3/8/2021	ND	26.11	0.00	686.94
NHCW-10	713.05	3/15/2021	ND	26.17	0.00	686.88
NHCW-10	713.05	3/22/2021	ND	25.81	0.00	687.24
NHCW-10	713.05	4/1/2021	ND	25.10	0.00	687.95
NHCW-10	713.05	4/12/2021	ND	25.08	0.00	687.97
NHCW-10	713.05	4/19/2021	ND	25.44	0.00	687.61
NHCW-10	713.05	4/29/2021	ND	25.98	0.00	687.07
NHCW-10	713.05	5/3/2021	ND	26.14	0.00	686.91
NHCW-10	713.05	5/10/2021	ND	26.52	0.00	686.53
NHCW-10	713.05	5/18/2021	ND	26.65	0.00	686.40
NHCW-10	713.05	5/26/2021	ND	26.87	0.00	686.18
NHCW-10	713.05	5/31/2021	ND	27.20	0.00	685.85
NHCW-10	713.05	6/7/2021	ND	27.50	0.00	685.55
NHCW-10	713.05	6/14/2021	ND	27.75	0.00	685.30
NHCW-10	713.05	6/21/2021	ND	28.12	0.00	684.93
NHCW-10	713.05	7/1/2021	ND	28.29	0.00	684.76
NHCW-10	713.05	7/6/2021	ND	28.53	0.00	684.52
NHCW-10	713.05	7/14/2021	ND	28.67	0.00	684.38
NHCW-11	709.11	2/16/2021	ND	23.12	0.00	685.99
NHCW-11	709.11	2/22/2021	ND	22.52	0.00	686.59
NHCW-11	709.11	3/4/2021	ND	23.73	0.00	685.38
NHCW-11	709.11	3/8/2021	ND	23.88	0.00	685.23
NHCW-11	709.11	3/15/2021	ND	23.95	0.00	685.16
NHCW-11	709.11	3/22/2021	ND	23.46	0.00	685.65
NHCW-11	709.11	4/1/2021	ND	22.66	0.00	686.45
NHCW-11	709.11	4/12/2021	ND	22.81	0.00	686.30
NHCW-11	709.11	4/19/2021	23.02	23.03	0.01	686.08
NHCW-11	709.11	4/29/2021	23.83	23.88	0.05	685.26
NHCW-11	709.11	5/3/2021	24.08	24.13	0.05	685.01
NHCW-11	709.11	5/10/2021	ND	24.53	0.00	684.58
NHCW-11	709.11	5/18/2021	24.88	25.01	0.13	684.19
NHCW-11	709.11	5/26/2021	25.03	25.18	0.15	684.04
NHCW-11	709.11	5/31/2021	25.42	25.59	0.17	683.64
NHCW-11	709.11	6/7/2021	25.72	25.85	0.13	683.35
NHCW-11	709.11	7/1/2021	ND	26.00	0.00	683.11
NHCW-11	709.11	7/14/2021	ND	26.32	0.00	682.79

Table 4
Summary of Recovery Well Gauging Data

Colonial Pipeline Company
2020-L1-SR2448
Huntersville, North Carolina

Well ID	Top Of Casing Elevation[1]	Date	Depth to Free Product (ft btoc)	Depth to Groundwater (ft btoc)	Free Product Thickness (ft)	Groundwater Elevation[2] (ft btoc)
NHCW-12	707.70	2/22/2021	ND	19.77	0.00	687.93
NHCW-12	707.70	3/4/2021	ND	20.92	0.00	686.78
NHCW-12	707.70	3/8/2021	21.16	21.17	0.01	686.53
NHCW-12	707.70	3/11/2021	21.17	21.34	0.17	686.48
NHCW-12	707.70	3/15/2021	21.24	21.58	0.34	686.36
NHCW-12	707.70	3/22/2021	20.52	20.87	0.35	687.08
NHCW-12	707.70	4/1/2021	19.61	20.09	0.48	687.96
NHCW-12	707.70	4/12/2021	20.04	20.87	0.83	687.43
NHCW-12	707.70	4/19/2021	20.35	21.44	1.09	687.05
NHCW-12	707.70	4/29/2021	20.28	21.82	1.54	687.00
NHCW-12	707.70	5/3/2021	ARP	ARP	ARP	ARP
NHCW-12	707.70	5/10/2021	ARP	ARP	ARP	ARP
NHCW-12	707.70	5/26/2021	21.48	23.32	1.84	685.72
NHCW-12	707.09	6/9/2021	22.10	24.05	1.95	684.47
NHCW-12	707.09	7/1/2021	22.97	24.63	1.66	683.68
NHCW-12	706.69	7/14/2021	23.35	25.22	1.87	682.84
NHCW-13	704.81	2/22/2021	ND	17.98	0.00	686.83
NHCW-13	704.81	3/4/2021	17.85	18.89	1.04	686.68
NHCW-13	704.81	3/8/2021	NM	NM	NM	NM
NHCW-13	704.81	3/11/2021	18.06	19.75	1.69	686.30
NHCW-13	704.81	3/15/2021	18.12	20.18	2.06	686.14
NHCW-13	704.81	3/22/2021	16.94	20.87	3.93	686.82
NHCW-13	704.81	4/1/2021	15.71	20.22	4.51	687.90
NHCW-13	704.81	4/12/2021	ARP	ARP	ARP	ARP
NHCW-13	704.81	4/12/2021	ARP	ARP	ARP	ARP
NHCW-13	704.81	4/29/2021	18.65	19.54	0.89	685.92
NHCW-13	704.81	5/3/2021	ARP	ARP	ARP	ARP
NHCW-13	704.81	5/10/2021	ARP	ARP	ARP	ARP
NHCW-13	704.81	5/26/2021	19.71	21.47	1.76	684.63
NHCW-13	704.81	6/9/2021	20.24	22.39	2.15	684.00
NHCW-13	704.81	7/1/2021	21.25	22.67	1.42	683.18
NHCW-13	704.81	7/14/2021	21.67	23.18	1.51	682.74
NHCW-14	703.34	2/22/2021	ND	15.45	0.00	687.89
NHCW-14	703.34	3/4/2021	ND	16.78	0.00	686.56
NHCW-14	703.34	3/8/2021	ND	17.32	0.00	686.02
NHCW-14	703.34	3/15/2021	ND	17.44	0.00	685.90
NHCW-14	703.34	3/22/2021	ND	16.38	0.00	686.96
NHCW-14	703.34	4/1/2021	ND	15.49	0.00	687.85
NHCW-14	703.34	4/12/2021	16.46	16.47	0.01	686.88
NHCW-14	703.34	4/19/2021	16.94	16.98	0.04	686.39
NHCW-14	703.34	4/29/2021	17.58	17.61	0.03	685.76
NHCW-14	703.34	5/3/2021	17.85	17.88	0.03	685.49
NHCW-14	703.34	5/10/2021	18.35	18.41	0.06	684.98
NHCW-14	703.34	5/18/2021	18.80	18.85	0.05	684.53
NHCW-14	703.34	5/26/2021	18.84	18.93	0.09	684.48
NHCW-14	703.34	5/31/2021	19.34	19.44	0.10	683.98
NHCW-14	703.34	6/7/2021	19.59	19.61	0.02	683.75
NHCW-14	703.34	6/14/2021	19.73	19.91	0.18	683.57
NHCW-14	703.34	6/21/2021	20.04	20.22	0.18	683.26
NHCW-14	703.34	7/1/2021	20.24	20.44	0.20	683.05
NHCW-14	703.34	7/6/2021	20.51	20.80	0.29	682.76
NHCW-14	703.34	7/14/2021	20.38	20.49	0.11	682.93

Table 4
Summary of Recovery Well Gauging Data

Colonial Pipeline Company
2020-L1-SR2448
Huntersville, North Carolina

Well ID	Top Of Casing Elevation[1]	Date	Depth to Free Product (ft btoc)	Depth to Groundwater (ft btoc)	Free Product Thickness (ft)	Groundwater Elevation[2] (ft btoc)
NHCW-15	702.64	2/22/2021	ND	16.26	0.00	686.38
NHCW-15	702.64	3/4/2021	ND	17.06	0.00	685.58
NHCW-15	702.64	3/8/2021	ND	17.54	0.00	685.10
NHCW-15	702.64	3/11/2021	ND	17.57	0.00	685.07
NHCW-15	702.64	3/15/2021	ND	17.74	0.00	684.90
NHCW-15	702.64	3/22/2021	ND	16.89	0.00	685.75
NHCW-15	702.64	4/1/2021	ND	16.11	0.00	686.53
NHCW-15	702.64	4/12/2021	ND	16.87	0.00	685.77
NHCW-15	702.64	4/19/2021	ND	17.34	0.00	685.30
NHCW-15	702.64	4/29/2021	ND	17.94	0.00	684.70
NHCW-15	702.64	5/3/2021	ND	18.10	0.00	684.54
NHCW-15	702.64	5/10/2021	ND	18.54	0.00	684.10
NHCW-15	702.64	5/18/2021	ND	19.01	0.00	683.63
NHCW-15	702.64	5/26/2021	ND	19.15	0.00	683.49
NHCW-15	702.64	5/31/2021	ND	19.60	0.00	683.04
NHCW-15	702.64	6/7/2021	ND	19.89	0.00	682.75
NHCW-15	702.64	6/14/2021	ND	20.03	0.00	682.61
NHCW-15	702.64	6/21/2021	ND	20.36	0.00	682.28
NHCW-15	702.64	7/1/2021	ND	20.55	0.00	682.09
NHCW-15	702.64	7/6/2021	ND	20.81	0.00	681.83
NHCW-15	702.64	7/14/2021	ND	20.98	0.00	681.66
NHCW-16	704.99	2/22/2021	ND	20.32	0.00	684.67
NHCW-16	704.99	3/4/2021	ND	21.05	0.00	683.94
NHCW-16	704.99	3/8/2021	ND	21.35	0.00	683.64
NHCW-16	704.99	3/15/2021	ND	21.32	0.00	683.67
NHCW-16	704.99	3/22/2021	ND	21.43	0.00	683.56
NHCW-16	704.99	4/1/2021	ND	20.90	0.00	684.09
NHCW-16	704.99	4/12/2021	ND	21.15	0.00	683.84
NHCW-16	704.99	4/19/2021	ND	21.53	0.00	683.46
NHCW-16	704.99	4/29/2021	ND	21.83	0.00	683.16
NHCW-16	704.99	5/3/2021	ND	21.82	0.00	683.17
NHCW-16	704.99	5/10/2021	ND	22.17	0.00	682.82
NHCW-16	704.99	5/18/2021	ND	22.48	0.00	682.51
NHCW-16	704.99	5/26/2021	ND	22.56	0.00	682.43
NHCW-16	704.99	5/31/2021	ND	22.92	0.00	682.07
NHCW-16	704.99	6/7/2021	ND	23.23	0.00	681.76
NHCW-16	704.99	6/14/2021	ND	23.31	0.00	681.68
NHCW-16	704.99	6/21/2021	ND	23.57	0.00	681.42
NHCW-16	704.99	7/1/2021	ND	23.68	0.00	681.31
NHCW-16	704.99	7/6/2021	ND	23.89	0.00	681.10
NHCW-16	704.99	7/14/2021	23.95	23.98	0.03	681.03

Table 4
Summary of Recovery Well Gauging Data

Colonial Pipeline Company
2020-L1-SR2448
Huntersville, North Carolina

Well ID	Top Of Casing Elevation[1]	Date	Depth to Free Product (ft btoc)	Depth to Groundwater (ft btoc)	Free Product Thickness (ft)	Groundwater Elevation[2] (ft btoc)
NHCW-17	705.83	2/22/2021	ND	22.42	0.00	683.41
NHCW-17	705.83	3/4/2021	ND	22.12	0.00	683.71
NHCW-17	705.83	3/8/2021	ND	NM	NM	NM
NHCW-17	705.83	3/15/2021	ND	22.27	0.00	683.56
NHCW-17	705.83	3/22/2021	ND	22.36	0.00	683.47
NHCW-17	705.83	4/1/2021	ND	21.94	0.00	683.89
NHCW-17	705.83	4/12/2021	ND	22.04	0.00	683.79
NHCW-17	705.83	4/19/2021	ND	23.44	0.00	682.39
NHCW-17	705.83	4/29/2021	ND	22.84	0.00	682.99
NHCW-17	705.83	5/3/2021	ND	22.82	0.00	683.01
NHCW-17	705.83	5/10/2021	ND	23.19	0.00	682.64
NHCW-17	705.83	5/18/2021	ND	23.20	0.00	682.63
NHCW-17	705.83	5/26/2021	ND	23.39	0.00	682.44
NHCW-17	705.83	5/31/2021	ND	23.71	0.00	682.12
NHCW-17	705.83	6/7/2021	ND	24.01	0.00	681.82
NHCW-17	705.83	6/14/2021	ND	24.10	0.00	681.73
NHCW-17	705.83	6/21/2021	ND	24.38	0.00	681.45
NHCW-17	705.83	7/1/2021	ND	24.55	0.00	681.28
NHCW-17	705.83	7/6/2021	ND	24.72	0.00	681.11
NHCW-17	705.83	7/14/2021	ND	24.81	0.00	681.02
NHCW-18	709.11	2/22/2021	ND	25.78	0.00	683.33
NHCW-18	709.11	3/4/2021	ND	25.54	0.00	683.57
NHCW-18	709.11	3/8/2021	ND	26.37	0.00	682.74
NHCW-18	709.11	3/15/2021	ND	25.66	0.00	683.45
NHCW-18	709.11	3/22/2021	ND	25.71	0.00	683.40
NHCW-18	709.11	4/1/2021	ND	25.29	0.00	683.82
NHCW-18	709.11	4/12/2021	ND	25.42	0.00	683.69
NHCW-18	709.11	4/19/2021	ND	26.85	0.00	682.26
NHCW-18	709.11	4/29/2021	ND	26.21	0.00	682.90
NHCW-18	709.11	5/3/2021	ND	26.22	0.00	682.89
NHCW-18	709.11	5/10/2021	ND	26.56	0.00	682.55
NHCW-18	709.11	5/18/2021	ND	26.77	0.00	682.34
NHCW-18	709.11	5/26/2021	ND	23.89	0.00	685.22
NHCW-18	709.11	5/31/2021	ND	27.25	0.00	681.86
NHCW-18	709.11	6/7/2021	ND	27.58	0.00	681.53
NHCW-18	709.11	6/14/2021	ND	27.68	0.00	681.43
NHCW-18	709.11	6/21/2021	ND	27.95	0.00	681.16
NHCW-18	709.11	7/1/2021	ND	28.10	0.00	681.01
NHCW-18	709.11	7/6/2021	ND	28.27	0.00	680.84
NHCW-18	709.11	7/14/2021	ND	28.42	0.00	680.69
NHCW-19	706.80	2/16/2021	ND	24.04	0.00	682.76
NHCW-19	706.80	2/22/2021	ND	23.48	0.00	683.32
NHCW-19	706.80	3/4/2021	ND	23.35	0.00	683.45
NHCW-19	706.80	3/8/2021	ND	23.65	0.00	683.15
NHCW-19	706.80	3/15/2021	ND	23.72	0.00	683.08
NHCW-19	706.80	3/22/2021	ND	23.59	0.00	683.21
NHCW-19	706.80	4/1/2021	ND	23.01	0.00	683.79
NHCW-19	706.80	4/12/2021	ND	23.48	0.00	683.32
NHCW-19	706.80	4/19/2021	ND	23.91	0.00	682.89
NHCW-19	706.80	4/29/2021	ND	24.18	0.00	682.62
NHCW-19	706.80	5/3/2021	ND	24.23	0.00	682.57
NHCW-19	706.80	5/10/2021	ND	24.50	0.00	682.30
NHCW-19	706.80	5/18/2021	ND	24.68	0.00	682.12
NHCW-19	706.80	5/26/2021	ND	24.88	0.00	681.92
NHCW-19	706.80	5/31/2021	ND	25.10	0.00	681.70
NHCW-19	706.80	6/7/2021	ND	25.44	0.00	681.36
NHCW-19	706.80	6/14/2021	ND	25.49	0.00	681.31
NHCW-19	706.80	6/21/2021	ND	25.74	0.00	681.06
NHCW-19	706.80	7/1/2021	ND	26.85	0.00	679.95
NHCW-19	706.80	7/6/2021	ND	26.07	0.00	680.73
NHCW-19	706.80	7/14/2021	ND	26.16	0.00	680.64

Table 4
Summary of Recovery Well Gauging Data

Colonial Pipeline Company
2020-L1-SR2448
Huntersville, North Carolina

Well ID	Top Of Casing Elevation[1]	Date	Depth to Free Product (ft btoc)	Depth to Groundwater (ft btoc)	Free Product Thickness (ft)	Groundwater Elevation[2] (ft btoc)
NHCW-20	709.03	2/16/2021	ND	26.37	0.00	682.66
NHCW-20	709.03	2/22/2021	ND	25.86	0.00	683.17
NHCW-20	709.03	3/4/2021	ND	25.76	0.00	683.27
NHCW-20	709.03	3/8/2021	ND	25.92	0.00	683.11
NHCW-20	709.03	3/15/2021	ND	25.99	0.00	683.04
NHCW-20	709.03	3/22/2021	ND	25.94	0.00	683.09
NHCW-20	709.03	4/1/2021	ND	25.46	0.00	683.57
NHCW-20	709.03	4/12/2021	ND	35.80	0.00	673.23
NHCW-20	709.03	4/19/2021	ND	26.17	0.00	682.86
NHCW-20	709.03	4/29/2021	ND	26.44	0.00	682.59
NHCW-20	709.03	5/3/2021	ND	26.50	0.00	682.53
NHCW-20	709.03	5/10/2021	ND	26.72	0.00	682.31
NHCW-20	709.03	5/18/2021	ND	26.83	0.00	682.20
NHCW-20	709.03	5/26/2021	ND	26.99	0.00	682.04
NHCW-20	709.03	5/31/2021	ND	27.22	0.00	681.81
NHCW-20	709.03	6/7/2021	ND	27.51	0.00	681.52
NHCW-20	709.03	6/14/2021	ND	27.60	0.00	681.43
NHCW-20	709.03	6/21/2021	ND	27.83	0.00	681.20
NHCW-20	709.03	7/1/2021	ND	27.98	0.00	681.05
NHCW-20	709.03	7/6/2021	ND	28.14	0.00	680.89
NHCW-20	709.03	7/14/2021	ND	28.25	0.00	680.78
NHCW-21	709.90	2/16/2021	ND	31.29	0.00	678.61
NHCW-21	709.90	2/22/2021	ND	27.03	0.00	682.87
NHCW-21	709.90	3/4/2021	ND	NM	NM	NM
NHCW-21	709.90	3/8/2021	ND	26.97	0.00	682.93
NHCW-21	709.90	3/15/2021	ND	27.00	0.00	682.90
NHCW-21	709.90	3/22/2021	ND	26.96	0.00	682.94
NHCW-21	709.90	4/1/2021	ND	26.62	0.00	683.28
NHCW-21	709.90	4/12/2021	ND	26.81	0.00	683.09
NHCW-21	709.90	4/19/2021	ND	27.17	0.00	682.73
NHCW-21	709.90	4/29/2021	ND	27.32	0.00	682.58
NHCW-21	709.90	5/3/2021	ND	27.35	0.00	682.55
NHCW-21	709.90	5/10/2021	ND	27.51	0.00	682.39
NHCW-21	709.90	5/18/2021	ND	27.57	0.00	682.33
NHCW-21	709.90	5/26/2021	ND	27.69	0.00	682.21
NHCW-21	709.90	5/31/2021	ND	27.91	0.00	681.99
NHCW-21	709.90	6/7/2021	ND	28.14	0.00	681.76
NHCW-21	709.90	6/14/2021	ND	28.22	0.00	681.68
NHCW-21	709.90	6/21/2021	ND	28.43	0.00	681.47
NHCW-21	709.90	7/1/2021	ND	28.55	0.00	681.35
NHCW-21	709.90	7/6/2021	ND	28.73	0.00	681.17
NHCW-21	709.90	7/14/2021	ND	28.81	0.00	681.09
NHCW-22	712.70	2/16/2021	ND	29.58	0.00	683.12
NHCW-22	712.70	2/22/2021	ND	30.14	0.00	682.56
NHCW-22	712.70	3/4/2021	ND	30.11	0.00	682.59
NHCW-22	712.70	3/8/2021	ND	30.02	0.00	682.68
NHCW-22	712.70	3/15/2021	ND	29.98	0.00	682.72
NHCW-22	712.70	3/22/2021	ND	30.01	0.00	682.69
NHCW-22	712.70	4/1/2021	ND	29.72	0.00	682.98
NHCW-22	712.70	4/12/2021	ND	29.83	0.00	682.87
NHCW-22	712.70	4/19/2021	ND	30.03	0.00	682.67
NHCW-22	712.70	4/29/2021	ND	29.99	0.00	682.71
NHCW-22	712.70	5/3/2021	ND	29.98	0.00	682.72
NHCW-22	712.70	5/10/2021	ND	30.10	0.00	682.60
NHCW-22	712.70	5/18/2021	ND	30.13	0.00	682.57
NHCW-22	712.70	5/26/2021	ND	30.21	0.00	682.49
NHCW-22	712.70	5/31/2021	ND	30.37	0.00	682.33
NHCW-22	712.70	6/7/2021	ND	30.62	0.00	682.08
NHCW-22	712.70	6/14/2021	ND	30.66	0.00	682.04
NHCW-22	712.70	6/21/2021	ND	30.83	0.00	681.87
NHCW-22	712.70	7/1/2021	ND	30.91	0.00	681.79
NHCW-22	712.70	7/6/2021	ND	31.12	0.00	681.58
NHCW-22	712.70	7/14/2021	ND	31.15	0.00	681.55

Table 4
Summary of Recovery Well Gauging Data

Colonial Pipeline Company
2020-L1-SR2448
Huntersville, North Carolina

Well ID	Top Of Casing Elevation[1]	Date	Depth to Free Product (ft btoc)	Depth to Groundwater (ft btoc)	Free Product Thickness (ft)	Groundwater Elevation[2] (ft btoc)
NHCW-23	715.10	2/16/2021	ND	31.68	0.00	683.42
NHCW-23	715.10	2/22/2021	ND	32.55	0.00	682.55
NHCW-23	715.10	3/4/2021	ND	32.95	0.00	682.15
NHCW-23	715.10	3/8/2021	ND	32.40	0.00	682.70
NHCW-23	715.10	3/15/2021	ND	32.35	0.00	682.75
NHCW-23	715.10	3/22/2021	ND	32.39	0.00	682.71
NHCW-23	715.10	4/1/2021	ND	32.15	0.00	682.95
NHCW-23	715.10	4/12/2021	ND	32.20	0.00	682.90
NHCW-23	715.10	4/19/2021	ND	32.32	0.00	682.78
NHCW-23	715.10	4/29/2021	ND	32.26	0.00	682.84
NHCW-23	715.10	5/3/2021	ND	32.24	0.00	682.86
NHCW-23	715.10	5/10/2021	ND	32.32	0.00	682.78
NHCW-23	715.10	5/18/2021	ND	32.32	0.00	682.78
NHCW-23	715.10	5/26/2021	ND	32.43	0.00	682.67
NHCW-23	715.10	5/31/2021	ND	32.54	0.00	682.56
NHCW-23	715.10	6/7/2021	ND	32.78	0.00	682.32
NHCW-23	715.10	6/14/2021	ND	32.80	0.00	682.30
NHCW-23	715.10	6/21/2021	ND	32.98	0.00	682.12
NHCW-23	715.10	7/1/2021	ND	33.02	0.00	682.08
NHCW-23	715.10	7/6/2021	ND	33.23	0.00	681.87
NHCW-23	715.10	7/14/2021	ND	33.23	0.00	681.87
NHCW-24	717.38	2/16/2021	ND	34.91	0.00	682.47
NHCW-24	717.38	2/22/2021	ND	34.77	0.00	682.61
NHCW-24	717.38	3/4/2021	ND	NM	NM	NM
NHCW-24	717.38	3/8/2021	ND	35.61	0.00	681.77
NHCW-24	717.38	3/15/2021	ND	34.54	0.00	682.84
NHCW-24	717.38	3/22/2021	ND	34.55	0.00	682.83
NHCW-24	717.38	4/1/2021	ND	34.32	0.00	683.06
NHCW-24	717.38	4/12/2021	ND	34.32	0.00	683.06
NHCW-24	717.38	4/19/2021	ND	34.40	0.00	682.98
NHCW-24	717.38	4/29/2021	ND	34.30	0.00	683.08
NHCW-24	717.38	5/3/2021	ND	34.26	0.00	683.12
NHCW-24	717.38	5/10/2021	ND	34.31	0.00	683.07
NHCW-24	717.38	5/18/2021	ND	34.30	0.00	683.08
NHCW-24	717.38	5/26/2021	ND	34.34	0.00	683.04
NHCW-24	717.38	5/31/2021	ND	34.50	0.00	682.88
NHCW-24	717.38	6/7/2021	ND	34.72	0.00	682.66
NHCW-24	717.38	6/14/2021	ND	34.74	0.00	682.64
NHCW-24	717.38	6/21/2021	ND	34.92	0.00	682.46
NHCW-24	717.38	7/1/2021	ND	34.98	0.00	682.40
NHCW-24	717.38	7/6/2021	ND	35.20	0.00	682.18
NHCW-24	717.38	7/14/2021	ND	35.23	0.00	682.15

Table 4
Summary of Recovery Well Gauging Data

Colonial Pipeline Company
2020-L1-SR2448
Huntersville, North Carolina

Well ID	Top Of Casing Elevation[1]	Date	Depth to Free Product (ft btoc)	Depth to Groundwater (ft btoc)	Free Product Thickness (ft)	Groundwater Elevation[2] (ft btoc)
NHCW-25	720.83	2/16/2021	ND	36.40	0.00	684.43
NHCW-25	720.83	2/22/2021	ND	38.02	0.00	682.81
NHCW-25	720.83	3/4/2021	ND	38.22	0.00	682.61
NHCW-25	720.83	3/8/2021	ND	37.93	0.00	682.90
NHCW-25	720.83	3/15/2021	ND	37.82	0.00	683.01
NHCW-25	720.83	3/22/2021	ND	37.80	0.00	683.03
NHCW-25	720.83	4/1/2021	ND	37.60	0.00	683.23
NHCW-25	720.83	4/12/2021	ND	37.51	0.00	683.32
NHCW-25	720.83	4/19/2021	ND	37.57	0.00	683.26
NHCW-25	720.83	4/29/2021	ND	37.36	0.00	683.47
NHCW-25	720.83	5/3/2021	ND	37.34	0.00	683.49
NHCW-25	720.83	5/10/2021	ND	37.35	0.00	683.48
NHCW-25	720.83	5/18/2021	ND	37.36	0.00	683.47
NHCW-25	720.83	5/26/2021	ND	37.43	0.00	683.40
NHCW-25	720.83	5/31/2021	ND	37.51	0.00	683.32
NHCW-25	720.83	6/7/2021	ND	37.74	0.00	683.09
NHCW-25	720.83	6/14/2021	ND	37.76	0.00	683.07
NHCW-25	720.83	6/21/2021	ND	37.95	0.00	682.88
NHCW-25	720.83	7/1/2021	ND	38.00	0.00	682.83
NHCW-25	720.83	7/6/2021	ND	38.22	0.00	682.61
NHCW-25	720.83	7/14/2021	ND	38.26	0.00	682.57
NHCW-26	723.09	2/16/2021	ND	37.23	0.00	685.86
NHCW-26	723.09	2/22/2021	ND	39.46	0.00	683.63
NHCW-26	723.09	3/4/2021	ND	39.44	0.00	683.65
NHCW-26	723.09	3/8/2021	ND	39.45	0.00	683.64
NHCW-26	723.09	3/15/2021	ND	39.31	0.00	683.78
NHCW-26	723.09	3/22/2021	ND	39.26	0.00	683.83
NHCW-26	723.09	4/1/2021	ND	39.12	0.00	683.97
NHCW-26	723.09	4/12/2021	ND	38.94	0.00	684.15
NHCW-26	723.09	4/19/2021	ND	38.91	0.00	684.18
NHCW-26	723.09	4/29/2021	ND	38.72	0.00	684.37
NHCW-26	723.09	5/3/2021	ND	38.62	0.00	684.47
NHCW-26	723.09	5/10/2021	ND	38.61	0.00	684.48
NHCW-26	723.09	5/18/2021	ND	38.59	0.00	684.50
NHCW-26	723.09	5/26/2021	ND	38.60	0.00	684.49
NHCW-26	723.09	5/31/2021	ND	38.67	0.00	684.42
NHCW-26	723.09	6/7/2021	ND	38.77	0.00	684.32
NHCW-26	723.09	6/14/2021	ND	38.82	0.00	684.27
NHCW-26	723.09	6/21/2021	ND	38.98	0.00	684.11
NHCW-26	723.09	7/1/2021	ND	39.06	0.00	684.03
NHCW-26	723.09	7/6/2021	ND	39.23	0.00	683.86
NHCW-26	723.09	7/14/2021	ND	39.33	0.00	683.76
NHCW-27	724.18	2/22/2021	ND	40.08	0.00	684.10
NHCW-27	724.18	3/4/2021	ND	40.05	0.00	684.13
NHCW-27	724.18	3/8/2021	ND	40.06	0.00	684.12
NHCW-27	724.18	3/15/2021	ND	39.95	0.00	684.23
NHCW-27	724.18	3/22/2021	ND	39.92	0.00	684.26
NHCW-27	724.18	4/1/2021	ND	39.77	0.00	684.41
NHCW-27	724.18	4/12/2021	ND	39.62	0.00	684.56
NHCW-27	724.18	4/19/2021	ND	39.62	0.00	684.56
NHCW-27	724.18	4/29/2021	ND	39.39	0.00	684.79
NHCW-27	724.18	5/3/2021	ND	39.31	0.00	684.87
NHCW-27	724.18	5/10/2021	ND	39.27	0.00	684.91
NHCW-27	724.18	5/18/2021	ND	39.22	0.00	684.96
NHCW-27	724.18	5/26/2021	ND	39.23	0.00	684.95
NHCW-27	724.18	5/31/2021	ND	39.29	0.00	684.89
NHCW-27	724.18	6/7/2021	ND	39.41	0.00	684.77
NHCW-27	724.18	6/14/2021	ND	39.44	0.00	684.74
NHCW-27	724.18	6/21/2021	ND	39.60	0.00	684.58
NHCW-27	724.18	7/1/2021	ND	39.68	0.00	684.50
NHCW-27	724.18	7/6/2021	ND	39.85	0.00	684.33
NHCW-27	724.18	7/14/2021	ND	40.61	0.00	683.57

Table 4
Summary of Recovery Well Gauging Data

Colonial Pipeline Company
2020-L1-SR2448
Huntersville, North Carolina

Well ID	Top Of Casing Elevation[1]	Date	Depth to Free Product (ft btoc)	Depth to Groundwater (ft btoc)	Free Product Thickness (ft)	Groundwater Elevation[2] (ft btoc)
NHCW-28	725.46	2/16/2021	ND	38.22	0.00	687.24
NHCW-28	725.46	2/22/2021	ND	39.54	0.00	685.92
NHCW-28	725.46	3/4/2021	ND	38.51	0.00	686.95
NHCW-28	725.46	3/8/2021	ND	39.55	0.00	685.91
NHCW-28	725.46	3/15/2021	ND	39.45	0.00	686.01
NHCW-28	725.46	3/22/2021	ND	39.47	0.00	685.99
NHCW-28	725.46	4/1/2021	ND	39.34	0.00	686.12
NHCW-28	725.46	4/12/2021	ND	39.26	0.00	686.20
NHCW-28	725.46	4/19/2021	ND	39.28	0.00	686.18
NHCW-28	725.46	4/29/2021	ND	39.10	0.00	686.36
NHCW-28	725.46	5/3/2021	ND	39.03	0.00	686.43
NHCW-28	725.46	5/10/2021	ND	39.04	0.00	686.42
NHCW-28	725.46	5/18/2021	ND	39.01	0.00	686.45
NHCW-28	725.46	5/26/2021	ND	39.01	0.00	686.45
NHCW-28	725.46	5/31/2021	ND	39.04	0.00	686.42
NHCW-28	725.46	6/7/2021	ND	39.15	0.00	686.31
NHCW-28	725.46	6/14/2021	ND	39.12	0.00	686.34
NHCW-28	725.46	6/21/2021	ND	39.32	0.00	686.14
NHCW-28	725.46	7/1/2021	ND	39.33	0.00	686.13
NHCW-28	725.46	7/6/2021	ND	39.45	0.00	686.01
NHCW-28	725.46	7/14/2021	ND	40.46	0.00	685.00
NHCW-29	728.13	2/22/2021	ND	40.76	0.00	687.37
NHCW-29	728.13	3/4/2021	ND	38.73	0.00	689.40
NHCW-29	728.13	3/8/2021	ND	40.79	0.00	687.34
NHCW-29	728.13	3/15/2021	ND	40.68	0.00	687.45
NHCW-29	728.13	3/22/2021	ND	40.67	0.00	687.46
NHCW-29	728.13	4/1/2021	ND	40.60	0.00	687.53
NHCW-29	728.13	4/12/2021	ND	40.49	0.00	687.64
NHCW-29	728.13	4/19/2021	ND	40.56	0.00	687.57
NHCW-29	728.13	4/29/2021	ND	40.33	0.00	687.80
NHCW-29	728.13	5/3/2021	ND	40.27	0.00	687.86
NHCW-29	728.13	5/10/2021	ND	40.25	0.00	687.88
NHCW-29	728.13	5/18/2021	ND	40.21	0.00	687.92
NHCW-29	728.13	5/26/2021	ND	40.28	0.00	687.85
NHCW-29	728.13	5/31/2021	ND	40.24	0.00	687.89
NHCW-29	728.13	6/7/2021	ND	40.34	0.00	687.79
NHCW-29	728.13	6/14/2021	ND	40.32	0.00	687.81
NHCW-29	728.13	6/21/2021	ND	40.46	0.00	687.67
NHCW-29	728.13	7/1/2021	ND	40.50	0.00	687.63
NHCW-29	728.13	7/6/2021	ND	40.61	0.00	687.52
NHCW-29	728.13	7/14/2021	ND	40.68	0.00	687.45

Notes:
ft btoc = Feet Below Top of Casing
N/A = Not Applicable
RW = Recovery Well
HCW = Hydraulic Control Well
NCHW = North Hydraulic Control Well
ND = No free product was detected in well
NW = No water measured; well contained product only
Dry = Well was dry; no free product or water detected in well
ARP = Active Recovery Pump in Well
[1] = Elevations surveyed in feet using the NAVD88 vertical datum
[2] = Corrected Groundwater Elevation = (Top of Casing - Depth to Water) + (Free Product Thickness x 0.7324)

Table 5
Summary of Monitoring Well Sampling Results

Colonial Pipeline Company
2020-L1-SR2448
Huntersville, North Carolina

Lab Report Number	Sample ID	Well ID	Sample Date	Metals (µg/L)	VOCs (µg/L)																								MADEP VPH (µg/L)			
				Lead	Benzene	Bromodichloromethane	n-Butylbenzene	Chloroethane	Chloroform	Chloromethane	2-Chlorotoluene	Dibromochloromethane	1,2-Dichloroethane	Diisopropyl ether	Ethylbenzene	Isopropylbenzene (Cumene)	Methylene Chloride	Methyl-tert-butyl ether	Naphthalene	n-Propylbenzene	Tetrachloroethene	Toluene	Trichlorofluoromethane	1,2,4-Trimethylbenzene	1,3,5-Trimethylbenzene	Xylene (Total)	m&p-Xylene	o-Xylene	C5 - C8 Aliphatics	C9 - C12 Aliphatics	C9 - C10 Aromatics	VPH (Total)
NCAC 2L Standards				**15**	**1**	**0.6**	**70**	**3000**	**70**	**3**	**100**	**0.4**	**0.4**	**70**	**600**	**70**	**5**	**20**	**6**	**70**	**0.7**	**600**	**2000**	**400**	**400**	**500**	**500**	**500**	**400**	**700**	**200**	**NE**
IMAC Standards				**--**	**--**	**--**	**--**	**--**	**--**	**--**	**--**	**--**	**--**	**--**	**--**	**--**	**--**	**--**	**--**	**--**	**--**	**--**	**--**	**--**	**--**	**--**	**--**	**--**	**--**	**--**	**--**	**--**
Shallow Monitoring Wells																																
92493062	MW-1_20200828	MW-01	08/28/2020	<5	<0.5	<0.5	<0.5	<1	<0.5	<1	<0.5	<0.5	<0.5	<0.5	<0.5	<0.5	<2	<0.5	<2	<0.5	<0.5	<0.5	<1	<0.5	<0.5	<1.5	<1	<0.5	<100	<100	<100	<100
92501616	MW-1_20201021	MW-01	10/21/2020	**50.8**	<0.5	<0.5	<0.5	<1	<0.5	<1	<0.5	<0.5	<0.5	<0.5	<0.5	<0.5	<2	<0.5	<2	<0.5	<0.5	<0.5	<1	<0.5	<0.5	<1.5	<1	<0.5	<100	<100	<100	<100
92508536	MW-01_20201130	MW-01	11/30/2020	**43.9**	<0.5	<0.5	<0.5	<1	<0.5	<1	<0.5	<0.5	<0.5	<0.5	<0.5	<0.5	<2	<0.5	<2	<0.5	<0.5	<0.5	<1	<0.5	<0.5	<1.5	<1	<0.5	<100	<100	<100	<100
92514598	MW-1_20210104	MW-01	01/04/2021	**15**	<0.5	<0.5	<0.5	<1	<0.5	<1	<0.5	<0.5	<0.5	<0.5	<0.5	<0.5	<2	<0.5	<2	<0.5	<0.5	<0.5	<1	<0.5	<0.5	<1.5	<1	<0.5	<100	<100	<100	<100
92521237	MW-1_20210209	MW-01	02/09/2021	<5	<0.5	<0.5	<0.5	<1	<0.5	<1	<0.5	<0.5	<0.5	<0.5	<0.5	<0.5	<2	<0.5	<2	<0.5	<0.5	<0.5	<1	<0.5	<0.5	<1.5	<1	<0.5	<100	<100	<100	<100
92527327	MW-01_20210311	MW-01	03/11/2021	<5	<0.5	<0.5	<0.5	<1	<0.5	<1	<0.5	<0.5	<0.5	<0.5	<0.5	<0.5	<2	<0.5	<2	<0.5	<0.5	<0.5	<1	<0.5	<0.5	<1.5	<1	<0.5	<50	<50	<50	<50
92527327	DUP-1-20210311	MW-01	03/11/2021	<5	<0.5	<0.5	<0.5	<1	<0.5	<1	<0.5	<0.5	<0.5	<0.5	<0.5	<0.5	<2	<0.5	<2	<0.5	<0.5	<0.5	<1	<0.5	<0.5	<1.5	<1	<0.5	<50	<50	<50	<50
92532417	MW-01_20210408	MW-01	04/08/2021	<5	<0.5	<0.5	<0.5	<1	<0.5	<1	<0.5	<0.5	<0.5	<0.5	<0.5	<0.5	<2	<0.5	<2	<0.5	<0.5	<0.5	<1	<0.5	<0.5	<1.5	<1	<0.5	<50	<50	<50	<50
92537489	MW-01_20210506	MW-01	05/06/2021	**7.2**	<0.5	<0.5	<0.5	<1	<0.5	<1	<0.5	<0.5	<0.5	**0.35J**	<0.5	<0.5	<2	<0.5	<2	<0.5	<0.5	<0.5	<1	<0.5	<0.5	<1.5	<1	<0.5	<50	<50	<50	<50
92542375	MW-01_20210603	MW-01	06/03/2021	<5	<0.5	<0.5	<0.5	<1	<0.5	<1	<0.5	<0.5	<0.5	**0.34J**	<0.5	<0.5	<2	<0.5	<2	<0.5	<0.5	<0.5	<1	<0.5	<0.5	<1.5	<1	<0.5	<50	<50	<50	<50
92542375	DUP-1-20210603	MW-01	06/03/2021	<5	<0.5	<0.5	<0.5	<1	<0.5	<1	<0.5	<0.5	<0.5	**0.35J**	<0.5	<0.5	<2	<0.5	<2	<0.5	<0.5	<0.5	<1	<0.5	<0.5	<1.5	<1	<0.5	<50	<50	<50	<50
92548787	MW-01_20210709	MW-01	07/09/2021	<5	<0.5	<0.5	<0.5	<1	<0.5	<1	<0.5	<0.5	<0.5	<0.5	<0.5	<0.5	<2	<0.5	<2	<0.5	<0.5	<0.5	<1	<0.5	<0.5	<1.5	<1	<0.5	<50	<50	<50	<50
92493062	MW-2_20200828	MW-02	08/28/2020	<5	<0.5	<0.5	<0.5	<1	<0.5	<1	<0.5	<0.5	<0.5	<0.5	<0.5	<0.5	<2	<0.5	<2	<0.5	<0.5	<0.5	<1	<0.5	<0.5	<1.5	<1	<0.5	<100	<100	<100	<100
92501616	MW-2_20201021	MW-02	10/21/2020	**19.2**	<0.5	<0.5	<0.5	<1	<0.5	<1	<0.5	<0.5	<0.5	<0.5	<0.5	<0.5	<2	<0.5	<2	<0.5	<0.5	<0.5	<1	<0.5	<0.5	<1.5	<1	<0.5	<100	<100	<100	<100
92508536	MW-02_20201130	MW-02	11/30/2020	**20.8**	<0.5	<0.5	<0.5	<1	<0.5	<1	<0.5	<0.5	<0.5	<0.5	<0.5	<0.5	<2	<0.5	<2	<0.5	<0.5	<0.5	<1	<0.5	<0.5	<1.5	<1	<0.5	<100	<100	<100	<100
92514598	MW-2_20210104	MW-02	01/04/2021	**12.1**	<0.5	<0.5	<0.5	<1	<0.5	<1	<0.5	<0.5	<0.5	<0.5	<0.5	<0.5	<2	<0.5	<2	<0.5	<0.5	<0.5	<1	<0.5	<0.5	<1.5	<1	<0.5	<100	<100	<100	<100
92520901	MW-2_20210208	MW-02	02/08/2021	<5	<0.5	<0.5	<0.5	<1	<0.5	<1	<0.5	<0.5	<0.5	<0.5	<0.5	<0.5	<2	<0.5	<2	<0.5	<0.5	<0.5	<1	<0.5	<0.5	<1.5	<1	<0.5	<100	<100	<100	<100
92527327	MW-02_20210311	MW-02	03/11/2021	<5	<0.5	<0.5	<0.5	<1	<0.5	<1	<0.5	<0.5	<0.5	<0.5	<0.5	<0.5	<2	<0.5	<2	<0.5	<0.5	<0.5	<1	<0.5	<0.5	<1.5	<1	<0.5	<50	<50	<50	<50
92532417	MW-02_20210408	MW-02	04/08/2021	<5	<0.5	<0.5	<0.5	<1	<0.5	<1	<0.5	<0.5	<0.5	<0.5	<0.5	<0.5	<2	<0.5	<2	<0.5	<0.5	<0.5	<1	<0.5	<0.5	<1.5	<1	<0.5	<50	<50	<50	<50
92537784	MW-02_20210507	MW-02	05/07/2021	<5	<0.5	<0.5	<0.5	<1	<0.5	<1	<0.5	<0.5	<0.5	<0.5	<0.5	<0.5	<2	<0.5	<2	<0.5	<0.5	<0.5	<1	<0.5	<0.5	<1.5	<1	<0.5	<50	<50	<50	<50
92542611	MW-02_20210604	MW-02	06/04/2021	<5	<0.5	<0.5	<0.5	<1	<0.5	<1	<0.5	<0.5	<0.5	<0.5	<0.5	<0.5	<2	<0.5	<2	<0.5	<0.5	<0.5	<1	<0.5	<0.5	<1.5	<1	<0.5	<50	<50	<50	<50
92548527	MW-02_20210708	MW-02	07/08/2021	<5	<0.5	<0.5	<0.5	<1	<0.5	<1	<0.5	<0.5	<0.5	<0.5	<0.5	<0.5	<2	<0.5	<2	<0.5	<0.5	<0.5	<1	<0.5	<0.5	<1.5	<1	<0.5	<50	<50	<50	<50
92548527	DUP-2-20210708	MW-02	07/08/2021	<5	<0.5	<0.5	<0.5	<1	<0.5	<1	<0.5	<0.5	<0.5	<0.5	<0.5	<0.5	<2	<0.5	<2	<0.5	<0.5	<0.5	<1	<0.5	<0.5	<1.5	<1	<0.5	<50	<50	<50	<50
92493062	MW-3_20200828	MW-03	08/28/2020	<10	<0.5	<0.5	<0.5	<1	<0.5	<1	<0.5	<0.5	<0.5	<0.5	<0.5	<0.5	<2	<0.5	<2	<0.5	<0.5	<0.5	<1	<0.5	<0.5	<1.5	<1	<0.5	<100	<100	<100	<100
92501860	MW-3_20201022	MW-03	10/22/2020	**9.9**	<0.5	<0.5	<0.5	<1	<0.5	<1	<0.5	<0.5	<0.5	<0.5	<0.5	<0.5	<2	<0.5	<2	<0.5	<0.5	<0.5	<1	<0.5	<0.5	<1.5	<1	<0.5	<100	<100	<100	<100
92508536	MW-3_20201130	MW-03	11/30/2020	**13.7**	<0.5	<0.5	<0.5	<1	<0.5	<1	<0.5	<0.5	<0.5	<0.5	<0.5	<0.5	<2	<0.5	<2	<0.5	<0.5	<0.5	<1	<0.5	<0.5	<1.5	<1	<0.5	<100	<100	<100	<100
92514598	MW-3_20210104	MW-03	01/04/2021	**18.5**	<0.5	<0.5	<0.5	<1	<0.5	<1	<0.5	<0.5	<0.5	<0.5	<0.5	<0.5	<2	<0.5	<2	<0.5	<0.5	<0.5	<1	<0.5	<0.5	<1.5	<1	<0.5	<100	<100	<100	<100
92520901	MW-03_20210208	MW-03	02/08/2021	<5	<0.5	<0.5	<0.5	<1	<0.5	<1	<0.5	<0.5	<0.5	<0.5	<0.5	<0.5	<2	<0.5	<2	<0.5	<0.5	<0.5	<1	<0.5	<0.5	<1.5	<1	<0.5	<100	<100	<100	<100
92526618	MW-03_20210309	MW-03	03/09/2021	<5	<0.5	<0.5	<0.5	<1	<0.5	<1	<0.5	<0.5	<0.5	<0.5	<0.5	<0.5	<2	<0.5	<2	<0.5	<0.5	<0.5	<1	<0.5	<0.5	<1.5	<1	<0.5	<100	<100	<100	<100
92530256	MW-03_20210407	MW-03	04/07/2021	<5	<0.5	<0.5	<0.5	<1	<0.5	<1	<0.5	<0.5	<0.5	<0.5	<0.5	<0.5	<2	<0.5	<2	<0.5	<0.5	<0.5	<1	<0.5	<0.5	<1.5	<1	<0.5	<50	<50	<50	<50
92537489	MW-03_20210506	MW-03	05/06/2021	<5	<0.5	<0.5	<0.5	<1	<0.5	<1	<0.5	<0.5	<0.5	<0.5	<0.5	<0.5	<2	<0.5	<2	<0.5	<0.5	**0.49J**	<1	<0.5	<0.5	<1.5	<1	<0.5	<50	<50	<50	<50
92542611	MW-03_20210604	MW-03	06/04/2021	<5	<0.5	<0.5	<0.5	<1	<0.5	<1	<0.5	<0.5	<0.5	<0.5	<0.5	<0.5	<2	<0.5	<2	<0.5	<0.5	<0.5	<1	<0.5	<0.5	**0.43J**	<1	**0.43J**	<50	<50	<50	<50
92548787	MW-03_20210709	MW-03	07/09/2021	<5	<0.5	<0.5	<0.5	<1	<0.5	<1	<0.5	<0.5	<0.5	<0.5	<0.5	<0.5	<2	<0.5	<2	<0.5	<0.5	**0.51**	<1	<0.5	<0.5	<1.5	<1	<0.5	<50	<50	<50	<50

Table 5
Summary of Monitoring Well Sampling Results

Colonial Pipeline Company
2020-L1-SR2448
Huntersville, North Carolina

Lab Report Number	Sample ID	Well ID	Sample Date	Metals (µg/L)	VOCs (µg/L)																								MADEP VPH (µg/L)			
				Lead	Benzene	Bromodichloromethane	n-Butylbenzene	Chloroethane	Chloroform	Chloromethane	2-Chlorotoluene	Dibromochloromethane	1,2-Dichloroethane	Diisopropyl ether	Ethylbenzene	Isopropylbenzene (Cumene)	Methylene Chloride	Methyl-tert-butyl ether	Naphthalene	n-Propylbenzene	Tetrachloroethene	Toluene	Trichlorofluoromethane	1,2,4-Trimethylbenzene	1,3,5-Trimethylbenzene	Xylene (Total)	m&p-Xylene	o-Xylene	C5 - C8 Aliphatics	C9 - C12 Aliphatics	C9 - C10 Aromatics	VPH (Total)
NCAC 2L Standards				**15**	**1**	**0.6**	**70**	**3000**	**70**	**3**	**100**	**0.4**	**0.4**	**70**	**600**	**70**	**5**	**20**	**6**	**70**	**0.7**	**600**	**2000**	**400**	**400**	**500**	**500**	**500**	**400**	**700**	**200**	**NE**
IMAC Standards				**--**	**--**	**--**	**--**	**--**	**--**	**--**	**--**	**--**	**--**	**--**	**--**	**--**	**--**	**--**	**--**	**--**	**--**	**--**	**--**	**--**	**--**	**--**	**--**	**--**	**--**	**--**	**--**	**--**
92493708	MW-4_20200902	MW-04	09/02/2020	<25	<0.5	<0.5	<0.5	<1	<0.5	<1	<0.5	<0.5	<0.5	<0.5	<0.5	<0.5	<2	<0.5	<2	<0.5	<0.5	<0.5	<1	<0.5	<0.5	<1.5	<1	<0.5	<100	<100	<100	<100
92501616	MW-4_20201021	MW-04	10/21/2020	**19.4**	<0.5	<0.5	<0.5	<1	<0.5	<1	<0.5	<0.5	<0.5	<0.5	<0.5	<0.5	<2	<0.5	<2	<0.5	<0.5	<0.5	<1	<0.5	<0.5	<1.5	<1	<0.5	<100	<100	<100	<100
92508536	MW-04_20201130	MW-04	11/30/2020	**16.3**	<0.5	<0.5	<0.5	<1	<0.5	<1	<0.5	<0.5	<0.5	<0.5	<0.5	<0.5	<2	<0.5	<2	<0.5	<0.5	<0.5	<1	<0.5	<0.5	<1.5	<1	<0.5	<100	<100	<100	<100
92514598	MW-4_20210104	MW-04	01/04/2021	**14.6**	<0.5	<0.5	<0.5	<1	<0.5	<1	<0.5	<0.5	<0.5	<0.5	<0.5	<0.5	<2	<0.5	<2	<0.5	<0.5	<0.5	<1	<0.5	<0.5	<1.5	<1	<0.5	<100	<100	<100	<100
92520901	MW-4_20210208	MW-04	02/08/2021	<5	<0.5	<0.5	<0.5	<1	<0.5	<1	<0.5	<0.5	<0.5	<0.5	<0.5	<0.5	<2	<0.5	<2	<0.5	<0.5	<0.5	<1	<0.5	<0.5	<1.5	<1	<0.5	<100	<100	<100	<100
92527475	MW-04_20210312	MW-04	03/12/2021	**5.7**	<0.5	<0.5	<0.5	<1	<0.5	<1	<0.5	<0.5	<0.5	<0.5	<0.5	<0.5	<2	<0.5	<2	<0.5	<0.5	<0.5	<1	<0.5	<0.5	<1.5	<1	<0.5	<50	<50	<50	<50
92532417	MW-04_20210408	MW-04	04/08/2021	<5	<0.5	<0.5	<0.5	<1	<0.5	<1	<0.5	<0.5	<0.5	<0.5	<0.5	<0.5	<2	<0.5	<2	<0.5	<0.5	<0.5	<1	<0.5	<0.5	<1.5	<1	<0.5	<50	<50	<50	<50
92537784	MW-04_20210507	MW-04	05/07/2021	<5	<0.5	<0.5	<0.5	<1	<0.5	<1	<0.5	<0.5	<0.5	<0.5	<0.5	<0.5	<2	<0.5	<2	<0.5	<0.5	<0.5	<1	<0.5	<0.5	<1.5	<1	<0.5	<50	<50	<50	<50
92542375	MW-04_20210603	MW-04	06/03/2021	<5	<0.5	<0.5	<0.5	<1	<0.5	<1	<0.5	<0.5	<0.5	<0.5	<0.5	<0.5	<2	<0.5	<2	<0.5	<0.5	<0.5	<1	<0.5	<0.5	<1.5	<1	<0.5	<50	<50	<50	<50
92548787	MW-04_20210709	MW-04	07/09/2021	<5	**0.43J**	<0.5	<0.5	<1	<0.5	<1	<0.5	<0.5	<0.5	<0.5	<0.5	<0.5	<2	<0.5	<2	<0.5	<0.5	**0.60**	<1	<0.5	<0.5	**0.4J**	<1	**0.4J**	<50	<50	<50	<50
92493708	MW-5_20200902	MW-05	09/02/2020	<25	<0.5	<0.5	<0.5	<1	<0.5	<1	<0.5	<0.5	<0.5	<0.5	<0.5	<0.5	<2	<0.5	<2	<0.5	<0.5	<0.5	<1	<0.5	<0.5	<1.5	<1	<0.5	<100	<100	<100	<100
92501616	MW-5_20201021	MW-05	10/21/2020	**19.6**	<0.5	<0.5	<0.5	<1	<0.5	<1	<0.5	<0.5	<0.5	<0.5	<0.5	<0.5	<2	<0.5	<2	<0.5	<0.5	<0.5	<1	<0.5	<0.5	<1.5	<1	<0.5	<100	<100	<100	<100
92508536	MW-05_20201130	MW-05	11/30/2020	**13.3**	<0.5	<0.5	<0.5	<1	<0.5	<1	<0.5	<0.5	<0.5	<0.5	<0.5	<0.5	<2	<0.5	<2	<0.5	<0.5	<0.5	<1	<0.5	<0.5	<1.5	<1	<0.5	<100	<100	<100	<100
92514598	MW-05_20210104	MW-05	01/04/2021	**46**	<0.5	<0.5	<0.5	<1	<0.5	<1	<0.5	<0.5	<0.5	<0.5	<0.5	<0.5	<2	<0.5	<2	<0.5	<0.5	<0.5	<1	<0.5	<0.5	<1.5	<1	<0.5	<100	<100	<100	<100
92521237	MW-5_20210209	MW-05	02/09/2021	<5	<0.5	<0.5	<0.5	<1	<0.5	<1	<0.5	<0.5	<0.5	<0.5	<0.5	<0.5	<2	<0.5	<2	<0.5	<0.5	<0.5	<1	<0.5	<0.5	<1.5	<1	<0.5	<100	<100	<100	<100
92526977	MW-05_20210310	MW-05	03/10/2021	<5	<0.5	<0.5	<0.5	<1	<0.5	<1	<0.5	<0.5	<0.5	<0.5	<0.5	<0.5	<2	<0.5	<2	<0.5	<0.5	<0.5	<1	<0.5	<0.5	<1.5	<1	<0.5	<100	<100	<100	<100
92531581	MW-05_20210406	MW-05	04/06/2021	<5	<0.5	<0.5	<0.5	<1	<0.5	<1	<0.5	<0.5	<0.5	<0.5	<0.5	<0.5	<2	<0.5	<2	<0.5	<0.5	<0.5	<1	<0.5	<0.5	<1.5	<1	<0.5	<50	<50	<50	<50
92537489	MW-05_20210506	MW-05	05/04/2021	<5	<0.5	<0.5	<0.5	<1	<0.5	<1	<0.5	<0.5	<0.5	<0.5	<0.5	<0.5	<2	<0.5	<2	<0.5	<0.5	<0.5	<1	<0.5	<0.5	<1.5	<1	<0.5	<50	<50	<50	<50
92542375	MW-05_20210603	MW-05	06/03/2021	<5	<0.5	<0.5	<0.5	<1	<0.5	<1	<0.5	<0.5	<0.5	<0.5	<0.5	<0.5	<2	<0.5	<2	<0.5	<0.5	**1.1**	<1	<0.5	<0.5	**3.8**	**2.6**	**1.2**	<50	<50	<50	<50
92548527	MW-05_20210708	MW-05	07/08/2021	<5	**0.69**	<0.5	<0.5	<1	<0.5	<1	<0.5	<0.5	<0.5	<0.5	**0.47J**	<0.5	<2	<0.5	<2	<0.5	<0.5	**1.1**	<1	<0.5	<0.5	**2.64**	**1.8**	**0.84**	<50	<50	<50	<50
92493708	MW-6_20200902	MW-06	09/02/2020	<25	<0.5	<0.5	<0.5	<1	<0.5	<1	<0.5	<0.5	<0.5	<0.5	<0.5	<0.5	<2	<0.5	<2	<0.5	<0.5	<0.5	<1	<0.5	<0.5	<1.5	<1	<0.5	<100	<100	<100	<100
92501616	MW-6_20201021	MW-06	10/21/2020	**33.8**	<0.5	<0.5	<0.5	<1	<0.5	<1	<0.5	<0.5	<0.5	<0.5	<0.5	<0.5	<2	<0.5	<2	<0.5	<0.5	<0.5	<1	<0.5	<0.5	<1.5	<1	<0.5	<100	<100	<100	<100
92508536	MW-06_20201130	MW-06	11/30/2020	**23.3**	<0.5	<0.5	<0.5	<1	<0.5	<1	<0.5	<0.5	<0.5	<0.5	<0.5	<0.5	<2	<0.5	<2	<0.5	<0.5	<0.5	<1	<0.5	<0.5	<1.5	<1	<0.5	<100	<100	<100	<100
92514598	MW-6_20210104	MW-06	01/04/2021	**19.1**	<0.5	<0.5	<0.5	<1	<0.5	<1	<0.5	<0.5	<0.5	<0.5	<0.5	<0.5	<2	<0.5	<2	<0.5	<0.5	<0.5	<1	<0.5	<0.5	<1.5	<1	<0.5	<100	<100	<100	<100
92520901	MW-6_20210208	MW-06	02/08/2021	<5	<0.5	<0.5	<0.5	<1	<0.5	<1	<0.5	<0.5	<0.5	<0.5	<0.5	<0.5	<2	<0.5	<2	<0.5	<0.5	<0.5	<1	<0.5	<0.5	<1.5	<1	<0.5	<100	<100	<100	<100
92527327	MW-06_20210311	MW-06	03/11/2021	<5	<0.5	<0.5	<0.5	<1	<0.5	<1	<0.5	<0.5	<0.5	<0.5	<0.5	<0.5	<2	<0.5	<2	<0.5	<0.5	<0.5	<1	<0.5	<0.5	<1.5	<1	<0.5	<50	<50	<50	<50
92532417	MW-06_20210408	MW-06	04/08/2021	<5	<0.5	<0.5	<0.5	<1	<0.5	<1	<0.5	<0.5	<0.5	<0.5	<0.5	<0.5	<2	<0.5	<2	<0.5	<0.5	**0.76**	<1	<0.5	<0.5	<1.5	<1	<0.5	<50	<50	<50	<50
92532417	DUP-1-20210408	MW-06	04/08/2021	<5	<0.5	<0.5	<0.5	<1	<0.5	<1	<0.5	<0.5	<0.5	<0.5	<0.5	<0.5	<2	<0.5	<2	<0.5	<0.5	**0.78**	<1	<0.5	<0.5	<1.5	<1	<0.5	<50	<50	<50	<50
92537489	MW-06_20210506	MW-06	05/06/2021	<5	<0.5	<0.5	<0.5	<1	<0.5	<1	<0.5	<0.5	<0.5	<0.5	<0.5	<0.5	<2	<0.5	<2	<0.5	<0.5	<0.5	<1	<0.5	<0.5	<1.5	<1	<0.5	<50	<50	<50	<50
92541993	MW-06_20210602	MW-06	06/02/2021	<5	<0.5	<0.5	<0.5	<1	<0.5	<1	<0.5	<0.5	<0.5	<0.5	<0.5	<0.5	<2	<0.5	<2	<0.5	<0.5	<0.5	<1	<0.5	<0.5	<1.5	<1	<0.5	<50	<50	<50	<50
92548527	MW-06_20210708	MW-06	07/08/2021	<5	<0.5	<0.5	<0.5	<1	<0.5	<1	<0.5	<0.5	<0.5	<0.5	<0.5	<0.5	<2	<0.5	<2	<0.5	<0.5	<0.5	<1	<0.5	<0.5	<1.5	<1	<0.5	<50	<50	<50	<50
92493708	MW-7_20200902	MW-07	09/02/2020	<5	<0.5	<0.5	<0.5	<1	<0.5	<1	<0.5	<0.5	<0.5	<0.5	<0.5	<0.5	<2	<0.5	<2	<0.5	<0.5	<0.5	<1	<0.5	<0.5	<1.5	<1	<0.5	<100	<100	<100	<100
92501960	MW-7_20201023	MW-07	10/23/2020	**73.1**	<0.5	<0.5	<0.5	<1	<0.5	<1	<0.5	<0.5	<0.5	<0.5	<0.5	<0.5	<2	<0.5	<2	<0.5	<0.5	**1.0**	<1	<0.5	<0.5	<1.5	<1	<0.5	<100	<100	<100	<100
92508536	MW-7_20201130	MW-07	11/30/2020	**35.3**	<0.5	<0.5	<0.5	<1	<0.5	<1	<0.5	<0.5	<0.5	<0.5	<0.5	<0.5	<2	<0.5	<2	<0.5	<0.5	<0.5	<1	<0.5	<0.5	<1.5	<1	<0.5	<100	<100	<100	<100
92514598	MW-7_20210104	MW-07	01/04/2021	**78**	<0.5	<0.5	<0.5	<1	<0.5	<1	<0.5	<0.5	<0.5	<0.5	<0.5	<0.5	<2	<0.5	<2	<0.5	<0.5	<0.5	<1	<0.5	<0.5	<1.5	<1	<0.5	<100	<100	<100	<100
92521871	MW-7_20210211	MW-07	02/11/2021	**57.1**	**3.6**	<0.5	<0.5	<1	<0.5	<1	<0.5	<0.5	<0.5	<0.5	**4.0**	<0.5	<2	<0.5	<2	**0.66**	<0.5	**24.3**	<1	**0.6**	<0.5	**12.7**	**7.4**	**5.3**	<100	<100	<100	**182**
92526977	MW-07_20210310	MW-07	03/10/2021	<5	<0.5	<0.5	<0.5	<1	<0.5	<1	<0.5	<0.5	<0.5	<0.5	<0.5	<0.5	<2	<0.5	<2	<0.5	<0.5	<0.5	<1	<0.5	<0.5	<1.5	<1	<0.5	<100	<100	<100	<100
92532417	MW-07_20210408	MW-07	04/08/2021	**6.7**	<0.5	<0.5	<0.5	<1	<0.5	<1	<0.5	<0.5	<0.5	<0.5	<0.5	<0.5	<2	<0.5	<2	<0.5	<0.5	<0.5	<1	<0.5	<0.5	<1.5	<1	<0.5	<50	<50	<50	<50
92537489	MW-07_20210506	MW-07	05/06/2021	<5	<0.5	<0.5	<0.5	<1	<0.5	<1	<0.5	<0.5	<0.5	<0.5	<0.5	<0.5	<2	<0.5	<2	<0.5	<0.5	<0.5	<1	<0.5	<0.5	<1.5	<1	<0.5	<50	<50	<50	<50
92542375	MW-07_20210603	MW-07	06/03/2021	<5	<0.5	<0.5	<0.5	<1	<0.5	<1	<0.5	<0.5	<0.5	<0.5	<0.5	<0.5	<2	<0.5	<2	<0.5	<0.5	<0.5	<1	<0.5	<0.5	<1.5	<1	<0.5	<50	<50	<50	<50
92548527	MW-07_20210708	MW-07	07/08/2021	<5	<0.5	<0.5	<0.5	<1	<0.5	<1	<0.5	<0.5	<0.5	<0.5	<0.5	<0.5	<2	<0.5	<2	<0.5	<0.5	<0.5	<1	<0.5	<0.5	<1.5	<1	<0.5	<50	<50	<50	<50

Table 5
Summary of Monitoring Well Sampling Results

Colonial Pipeline Company
2020-L1-SR2448
Huntersville, North Carolina

Lab Report Number	Sample ID	Well ID	Sample Date	Metals (µg/L)	VOCs (µg/L)																								MADEP VPH (µg/L)			
				Lead	Benzene	Bromodichloromethane	n-Butylbenzene	Chloroethane	Chloroform	Chloromethane	2-Chlorotoluene	Dibromochloromethane	1,2-Dichloroethane	Diisopropyl ether	Ethylbenzene	Isopropylbenzene (Cumene)	Methylene Chloride	Methyl-tert-butyl ether	Naphthalene	n-Propylbenzene	Tetrachloroethene	Toluene	Trichlorofluoromethane	1,2,4-Trimethylbenzene	1,3,5-Trimethylbenzene	Xylene (Total)	m&p-Xylene	o-Xylene	C5 - C8 Aliphatics	C9 - C12 Aliphatics	C9 - C10 Aromatics	VPH (Total)
NCAC 2L Standards				**15**	**1**	**0.6**	**70**	**3000**	**70**	**3**	**100**	**0.4**	**0.4**	**70**	**600**	**70**	**5**	**20**	**6**	**70**	**0.7**	**600**	**2000**	**400**	**400**	**500**	**500**	**500**	**400**	**700**	**200**	**NE**
IMAC Standards				**--**	**--**	**--**	**--**	**--**	**--**	**--**	**--**	**--**	**--**	**--**	**--**	**--**	**--**	**--**	**--**	**--**	**--**	**--**	**--**	**--**	**--**	**--**	**--**	**--**	**--**	**--**	**--**	**--**
92494322	MW-8_20200903	MW-08	09/03/2020	<5	<0.5	**2.5**	<0.5	<1	**15.5**	<1	<0.5	**3.8**	<0.5	<0.5	<0.5	<0.5	<2	<0.5	<2	<0.5	<0.5	**2.3**	<1	<0.5	<0.5	**1.78**	**1.2**	**0.58**	<100	<100	<100	<100
92495239	MW-08_20200913	MW-08	09/13/2020	<5	<0.5	**1.6**	<0.5	<1	**12.8**	<1	<0.5	<0.5	<0.5	<0.5	<0.5	<0.5	<2	<0.5	<2	<0.5	<0.5	**0.56**	<1	<0.5	<0.5	<1.5	<1	<0.5	<100	<100	<100	<100
92501345	MW-08_20201020	MW-08	10/20/2020	**11.2**	<0.5	<0.5	<0.5	<1	**3.5**	<1	<0.5	<0.5	<0.5	<0.5	<0.5	<0.5	<2	<0.5	<2	<0.5	<0.5	<0.5	<1	<0.5	<0.5	<1.5	<1	<0.5	<100	<100	<100	<100
92508886	MW-8_20201201	MW-08	12/02/2020	**9.7**	<0.5	<0.5	<0.5	<1	**0.96**	<1	<0.5	<0.5	<0.5	<0.5	<0.5	<0.5	<2	<0.5	<2	<0.5	<0.5	<0.5	<1	<0.5	<0.5	<1.5	<1	<0.5	<100	<100	<100	<100
92515216	MW-08_20210106	MW-08	01/06/2021	**10**	<0.5	<0.5	<0.5	<1	**0.93**	<1	<0.5	<0.5	<0.5	<0.5	<0.5	<0.5	<2	<0.5	<2	<0.5	<0.5	<0.5	<1	<0.5	<0.5	<1.5	<1	<0.5	<100	<100	<100	<100
92522126	MW-8_20210212	MW-08	02/12/2021	<5	<0.5	<0.5	<0.5	<1	**0.77**	<1	<0.5	<0.5	<0.5	<0.5	<0.5	<0.5	<2	<0.5	<2	<0.5	<0.5	<0.5	<1	<0.5	<0.5	<1.5	<1	<0.5	<100	<100	<100	<100
92527474	MW-08_20210312	MW-08	03/12/2021	<5	<0.5	<0.5	<0.5	<1	**0.87**	<1	<0.5	<0.5	<0.5	<0.5	<0.5	<0.5	<2	<0.5	<2	<0.5	<0.5	<0.5	<1	<0.5	<0.5	<1.5	<1	<0.5	<50	<50	<50	<50
92531580	MW-08_20210406	MW-08	04/06/2021	<5	<0.5	<0.5	<0.5	<1	**0.70**	<1	<0.5	<0.5	<0.5	<0.5	<0.5	<0.5	<2	<0.5	<2	<0.5	<0.5	<0.5	<1	<0.5	<0.5	<1.5	<1	<0.5	<50	<50	<50	<50
92536726	MW-08_20210504	MW-08	05/04/2021	<5	<0.5	<0.5	<0.5	<1	**0.50**	<1	<0.5	<0.5	<0.5	<0.5	<0.5	<0.5	<2	<0.5	<2	<0.5	<0.5	<0.5	<1	<0.5	<0.5	<1.5	<1	<0.5	<50	<50	<50	<50
92542350	MW-08_20210603	MW-08	06/03/2021	<5	<0.5	<0.5	<0.5	<1	**0.49J**	<1	<0.5	<0.5	<0.5	<0.5	<0.5	<0.5	<2	<0.5	<2	<0.5	<0.5	<0.5	<1	<0.5	<0.5	<1.5	<1	<0.5	<50	<50	<50	<50
92547899	MW-08_20210706	MW-08	07/06/2021	<5	<0.5	<0.5	<0.5	<1	**0.5J**	<1	<0.5	<0.5	<0.5	<0.5	<0.5	<0.5	<2	<0.5	<2	<0.5	<0.5	<0.5	<1	<0.5	<0.5	<1.5	<1	<0.5	<50	<50	<50	<50
92493708	MW-9_20200902	MW-09	09/02/2020	<5	<0.5	<0.5	<0.5	<1	<0.5	<1	<0.5	<0.5	<0.5	<0.5	<0.5	<0.5	<2	<0.5	<2	<0.5	<0.5	<0.5	<1	<0.5	<0.5	<1.5	<1	<0.5	<100	<100	<100	<100
92495241	MW-09_20200913	MW-09	09/13/2020	<5	<0.5	<0.5	<0.5	<1	<0.5	<1	<0.5	<0.5	<0.5	<0.5	<0.5	<0.5	<2	<0.5	<2	<0.5	<0.5	<0.5	<1	<0.5	<0.5	<1.5	<1	<0.5	<100	<100	<100	<100
92501616	MW-9_20201021	MW-09	10/21/2020	<5	<0.5	<0.5	<0.5	<1	<0.5	<1	<0.5	<0.5	<0.5	<0.5	<0.5	<0.5	<2	<0.5	<2	<0.5	<0.5	<0.5	<1	<0.5	<0.5	<1.5	<1	<0.5	<100	<100	<100	<100
92508536	MW-09_20201130	MW-09	11/30/2020	**7.2**	<0.5	<0.5	<0.5	<1	<0.5	<1	<0.5	<0.5	<0.5	<0.5	<0.5	<0.5	<2	<0.5	<2	<0.5	<0.5	<0.5	<1	<0.5	<0.5	<1.5	<1	<0.5	<100	<100	<100	<100
92514598	MW-9_20210104	MW-09	01/04/2021	**5.1**	<0.5	<0.5	<0.5	<1	<0.5	<1	<0.5	<0.5	<0.5	<0.5	<0.5	<0.5	<2	<0.5	<2	<0.5	<0.5	<0.5	<1	<0.5	<0.5	<1.5	<1	<0.5	<100	<100	<100	<100
92521237	MW-9_20210209	MW-09	02/09/2021	<5	<0.5	<0.5	<0.5	<1	<0.5	<1	<0.5	<0.5	<0.5	<0.5	<0.5	<0.5	<2	<0.5	<2	<0.5	<0.5	<0.5	<1	<0.5	<0.5	<1.5	<1	<0.5	<100	<100	<100	<100
92527327	MW-09_20210311	MW-09	03/11/2021	<5	<0.5	<0.5	<0.5	<1	<0.5	<1	<0.5	<0.5	<0.5	<0.5	<0.5	<0.5	<2	<0.5	<2	<0.5	<0.5	<0.5	<1	<0.5	<0.5	<1.5	<1	<0.5	<50	<50	<50	<50
92532417	MW-09_20210409	MW-09	04/09/2021	<5	<0.5	<0.5	<0.5	<1	<0.5	<1	<0.5	<0.5	<0.5	<0.5	<0.5	<0.5	<2	<0.5	<2	<0.5	<0.5	<0.5	<1	<0.5	<0.5	<1.5	<1	<0.5	<50	<50	<50	<50
92541993	MW-09_20210602	MW-09	06/02/2021	<5	<0.5	<0.5	<0.5	<1	<0.5	<1	<0.5	<0.5	<0.5	<0.5	<0.5	<0.5	<2	<0.5	<2	<0.5	<0.5	<0.5	<1	<0.5	<0.5	<1.5	<1	<0.5	<50	<50	<50	<50
92548787	MW-09_20210709	MW-09	07/09/2021	<5	<0.5	<0.5	<0.5	<1	<0.5	<1	<0.5	<0.5	<0.5	<0.5	<0.5	<0.5	<2	<0.5	<2	<0.5	<0.5	<0.5	<1	<0.5	<0.5	<1.5	<1	<0.5	<50	<50	<50	<50
92493864	MW-11_20200903	MW-11	09/03/2020	<5	<0.5	**2.1**	<0.5	<1	**18.3**	<1	<0.5	**3.7**	<0.5	<0.5	<0.5	<0.5	<2	<0.5	<2	<0.5	**4.1**	**1.2**	<1	**1**	<0.5	**2.55**	**1.8**	**0.75**	<100	<100	<100	<100
92495244	MW-11_20200913	MW-11	09/13/2020	<5	<0.5	<0.5	<0.5	<1	**6.3**	<1	<0.5	<0.5	<0.5	<0.5	<0.5	<0.5	<2	<0.5	<2	<0.5	**1.9**	<0.5	<1	<0.5	<0.5	<1.5	<1	<0.5	<100	<100	<100	<100
92501344	MW-11_20201020	MW-11	10/20/2020	**17.8**	**1,740**	<20	<20	<40	<20	<40	<20	<20	<20	**172**	**286**	<20	**99.8**	**29.5**	<80	<20	<20	**4,370**	<40	**265**	<20	**1,755**	**1,110**	**645**	**16,700**	**4,580**	**1,370**	**5,950**

Table 5
Summary of Monitoring Well Sampling Results

Colonial Pipeline Company
2020-L1-SR2448
Huntersville, North Carolina

Lab Report Number	Sample ID	Well ID	Sample Date	Metals (µg/L)	VOCs (µg/L)																							MADEP VPH (µg/L)			
				Lead	Benzene	Bromodichloromethane	n-Butylbenzene	Chloroethane	Chloroform	Chloromethane	2-Chlorotoluene	Dibromochloromethane	1,2-Dichloroethane	Diisopropyl ether	Ethylbenzene	Isopropylbenzene (Cumene)	Methylene Chloride	Methyl-tert-butyl ether	Naphthalene	n-Propylbenzene	Tetrachloroethene	Toluene	Trichlorofluoromethane	1,2,4-Trimethylbenzene	1,3,5-Trimethylbenzene	Xylene (Total)	m&p-Xylene	o-Xylene	C5 - C8 Aliphatics	C9 - C12 Aliphatics	C9 - C10 Aromatics	VPH (Total)
NCAC 2L Standards				**15**	**1**	**0.6**	**70**	**3000**	**70**	**3**	**100**	**0.4**	**0.4**	**70**	**600**	**70**	**5**	**20**	**6**	**70**	**0.7**	**600**	**2000**	**400**	**400**	**500**	**500**	**500**	**400**	**700**	**200**	**NE**
IMAC Standards				**--**	**--**	**--**	**--**	**--**	**--**	**--**	**--**	**--**	**--**	**--**	**--**	**--**	**--**	**--**	**--**	**--**	**--**	**--**	**--**	**--**	**--**	**--**	**--**	**--**	**--**	**--**	**--**	**--**
92493708	MW-12_20200902	MW-12	09/02/2020	<25	<0.5	<0.5	<0.5	<1	<0.5	<1	<0.5	<0.5	<0.5	<0.5	<0.5	<0.5	<2	<0.5	<2	<0.5	<0.5	<0.5	<1	<0.5	<0.5	<1.5	<1	<0.5	<100	<100	<100	<100
92501616	MW-12_20201021	MW-12	10/21/2020	<5	<0.5	<0.5	<0.5	<1	<0.5	<1	<0.5	<0.5	<0.5	<0.5	<0.5	<0.5	<2	<0.5	<2	<0.5	<0.5	<0.5	<1	<0.5	<0.5	<1.5	<1	<0.5	<100	<100	<100	<100
92508536	MW-12_20201130	MW-12	11/30/2020	**8.7**	<0.5	<0.5	<0.5	<1	<0.5	<1	<0.5	<0.5	<0.5	<0.5	<0.5	<0.5	<2	<0.5	<2	<0.5	<0.5	<0.5	<1	<0.5	<0.5	<1.5	<1	<0.5	<100	<100	<100	<100
92514598	MW-12_20210104	MW-12	01/04/2021	<5	<0.5	<0.5	<0.5	<1	<0.5	<1	<0.5	<0.5	<0.5	<0.5	<0.5	<0.5	<2	<0.5	<2	<0.5	<0.5	<0.5	<1	<0.5	<0.5	<1.5	<1	<0.5	<100	<100	<100	<100
92520901	MW-12_20210208	MW-12	02/08/2021	<5	<0.5	<0.5	<0.5	<1	<0.5	<1	<0.5	<0.5	<0.5	<0.5	<0.5	<0.5	<2	<0.5	<2	<0.5	<0.5	<0.5	<1	<0.5	<0.5	<1.5	<1	<0.5	<100	<100	<100	<100
92527327	MW-12_20210311	MW-12	03/11/2021	<5	<0.5	<0.5	<0.5	<1	<0.5	<1	<0.5	<0.5	<0.5	<0.5	<0.5	<0.5	<2	<0.5	<2	<0.5	<0.5	<0.5	<1	<0.5	<0.5	<1.5	<1	<0.5	<50	<50	<50	<50
92532417	MW-12_20210408	MW-12	04/08/2021	<5	<0.5	<0.5	<0.5	<1	<0.5	<1	<0.5	<0.5	<0.5	<0.5	<0.5	<0.5	<2	<0.5	<2	<0.5	<0.5	<0.5	<1	<0.5	<0.5	<1.5	<1	<0.5	<50	<50	<50	<50
92537784	MW-12_20210507	MW-12	05/07/2021	<5	<0.5	<0.5	<0.5	<1	<0.5	<1	<0.5	<0.5	<0.5	<0.5	<0.5	<0.5	<2	<0.5	<2	<0.5	<0.5	<0.5	<1	<0.5	<0.5	<1.5	<1	<0.5	<50	<50	<50	<50
92537784	DUP-1-20210507	MW-12	05/07/2021	<5	<0.5	<0.5	<0.5	<1	<0.5	<1	<0.5	<0.5	<0.5	<0.5	<0.5	<0.5	<2	<0.5	<2	<0.5	<0.5	<0.5	<1	<0.5	<0.5	<1.5	<1	<0.5	<50	<50	<50	<50
92542375	MW-12_20210603	MW-12	06/03/2021	<5	<0.5	<0.5	<0.5	<1	<0.5	<1	<0.5	<0.5	<0.5	<0.5	<0.5	<0.5	<2	<0.5	<2	<0.5	<0.5	<0.5	<1	<0.5	<0.5	<1.5	<1	<0.5	<50	<50	<50	<50
92548787	MW-12_20210709	MW-12	07/09/2021	<5	<0.5	<0.5	<0.5	<1	<0.5	<1	<0.5	<0.5	<0.5	<0.5	<0.5	<0.5	<2	<0.5	<2	<0.5	<0.5	<0.5	<1	<0.5	<0.5	<1.5	<1	<0.5	<50	<50	<50	<50
92495627	MW-13_20200915	MW-13	09/15/2020	<5	<0.5	**2.2**	<0.5	<1	**21.7**	<1	<0.5	**0.54**	<0.5	<0.5	<0.5	<0.5	<2	<0.5	<2	<0.5	**4.4**	**1.5**	<1	**0.76**	<0.5	**2.72**	**1.8**	**0.92**	<100	<100	<100	<100
92499587	MW-13_20201007	MW-13	10/07/2020	<5	<0.5	**0.55**	<0.5	<1	**15.1**	<1	<0.5	<0.5	<0.5	<0.5	<0.5	<0.5	<2	<0.5	<2	<0.5	**2.8**	**0.53**	<1	<0.5	<0.5	<1.5	<1	<0.5	<100	<100	<100	<100
92501345	MW-13_20201020	MW-13	10/20/2020	<5	<0.5	<0.5	<0.5	<1	**5.1**	<1	<0.5	<0.5	<0.5	<0.5	<0.5	<0.5	<2	<0.5	<2	<0.5	**1.2**	**0.97**	<1	<0.5	<0.5	<1.5	<1	<0.5	<100	<100	<100	<100
92509251	MW-13_20201202	MW-13	12/02/2020	<5	<0.5	<0.5	<0.5	<1	**6.2**	<1	<0.5	<0.5	<0.5	<0.5	<0.5	<0.5	<2	<0.5	<2	<0.5	**1.1**	<0.5	<1	<0.5	<0.5	<1.5	<1	<0.5	<100	<100	<100	<100
92515216	MW-13_20210106	MW-13	01/06/2021	<5	<0.5	<0.5	<0.5	<1	**4.6**	<1	<0.5	<0.5	<0.5	<0.5	<0.5	<0.5	<2	<0.5	<2	<0.5	**0.85**	<0.5	<1	<0.5	<0.5	<1.5	<1	<0.5	<100	<100	<100	<100
92522126	MW-13_20210212	MW-13	02/12/2021	<5	<0.5	<0.5	<0.5	<1	**3**	<1	<0.5	<0.5	<0.5	<0.5	<0.5	<0.5	<2	<0.5	<2	<0.5	**0.69**	<0.5	<1	<0.5	<0.5	<1.5	<1	<0.5	<100	<100	<100	<100
92527474	MW-13_20210312	MW-13	03/12/2021	<5	<0.5	<0.5	<0.5	<1	**4.6**	<1	<0.5	<0.5	<0.5	<0.5	<0.5	<0.5	<2	<0.5	<2	<0.5	**1.1**	**0.64**	<1	<0.5	<0.5	<1.5	<1	<0.5	<50	<50	<50	<50
92531580	MW-13_20210406	MW-13	04/06/2021	<5	<0.5	<0.5	<0.5	<1	**2.8**	<1	<0.5	<0.5	<0.5	<0.5	<0.5	<0.5	<2	<0.5	<2	<0.5	**0.58**	**0.65**	<1	<0.5	<0.5	<1.5	<1	<0.5	<50	<50	<50	<50
92537158	MW-13_20210505	MW-13	05/05/2021	<5	**0.65**	**0.37J**	<0.5	<1	**3.7**	<1	<0.5	<0.5	<0.5	<0.5	<0.5	<0.5	<2	<0.5	<2	<0.5	**0.94**	<0.5	<1	<0.5	<0.5	<1	<1	<0.5	<50	<50	<50	<50
92541703	MW-13_20210601	MW-13	06/01/2021	<5	<0.5	**0.58**	<0.5	<1	**5.3**	<1	<0.5	<0.5	<0.5	<0.5	<0.5	<0.5	<2	<0.5	<2	<0.5	**1.1**	<0.5	<1	<0.5	<0.5	<1.5	<1	<0.5	<50	<50	<50	<50
92547899	MW-13_20210706	MW-13	07/06/2021	<5	<0.5	<0.5	<0.5	<1	**2.9J**	<1	<0.5	<0.5	<0.5	<0.5	<0.5	<0.5	<2	<0.5	<2	<0.5	**0.59**	<0.5	<1	<0.5	<0.5	<1.5	<1	<0.5	<50	<50	<50	<50
92547899	DUP-1-20210706	MW-13	07/06/2021	<5	<0.5	<0.5	<0.5	<1	**3.0**	<1	<0.5	<0.5	<0.5	<0.5	<0.5	<0.5	<2	<0.5	**0.73J**	<0.5	**0.58**	<0.5	<1	<0.5	<0.5	**1.2J**	**0.75J**	**0.45J**	<50	<50	<50	<50
92495239	MW-14_20200913	MW-14	09/13/2020	<5	<0.5	**0.7**	<0.5	<1	**4.4**	<1	<0.5	<0.5	<0.5	<0.5	<0.5	<0.5	<2	<0.5	<2	<0.5	<0.5	<0.5	<1	<0.5	<0.5	<1.5	<1	<0.5	<100	<100	<100	<100
92501345	MW-14_20201020	MW-14	10/20/2020	<5	<0.5	<0.5	<0.5	<1	<0.5	<1	<0.5	<0.5	<0.5	<0.5	<0.5	<0.5	<2	<0.5	<2	<0.5	<0.5	**0.55**	<1	<0.5	<0.5	<1.5	<1	<0.5	<100	<100	<100	<100
92509251	MW-14_20201202	MW-14	12/02/2020	**18.7**	<0.5	<0.5	<0.5	<1	<0.5	<1	<0.5	<0.5	<0.5	<0.5	<0.5	<0.5	<2	<0.5	<2	<0.5	<0.5	<0.5	<1	<0.5	<0.5	<1.5	<1	<0.5	<100	<100	<100	<100
92514892	MW-14_20210105	MW-14	01/05/2021	**94.7**	<0.5	<0.5	<0.5	<1	**0.56**	<1	<0.5	<0.5	<0.5	<0.5	<0.5	<0.5	<2	<0.5	<2	<0.5	<0.5	<0.5	<1	<0.5	<0.5	<1.5	<1	<0.5	<100	<100	<100	<100
92522126	MW-14_20210212	MW-14	02/12/2021	<5	<0.5	<0.5	<0.5	<1	**0.64**	<1	<0.5	<0.5	<0.5	<0.5	<0.5	<0.5	<2	<0.5	<2	<0.5	<0.5	<0.5	<1	<0.5	<0.5	<1.5	<1	<0.5	<100	<100	<100	<100
92527474	MW-14_20210312	MW-14	03/12/2021	<5	<0.5	<0.5	<0.5	<1	**0.57**	<1	<0.5	<0.5	<0.5	<0.5	<0.5	<0.5	<2	<0.5	<2	<0.5	<0.5	<0.5	<1	<0.5	<0.5	<1.5	<1	<0.5	<50	<50	<50	<50
92531580	MW-14_20210406	MW-14	04/06/2021	<5	<0.5	<0.5	<0.5	<1	<0.5	<1	<0.5	<0.5	<0.5	<0.5	<0.5	<0.5	<2	<0.5	<2	<0.5	<0.5	<0.5	<1	<0.5	<0.5	<1.5	<1	<0.5	<50	<50	<50	<50
92536726	MW-14_20210504	MW-14	05/04/2021	<5	<0.5	<0.5	<0.5	<1	<0.5	<1	<0.5	<0.5	<0.5	<0.5	<0.5	<0.5	<2	<0.5	<2	<0.5	<0.5	<0.5	<1	<0.5	<0.5	<1.5	<1	<0.5	<50	<50	<50	<50
92541991	MW-14_20210602	MW-14	06/02/2021	<5	<0.5	<0.5	<0.5	<1	<0.5	<1	<0.5	<0.5	<0.5	<0.5	<0.5	<0.5	<2	<0.5	<2	<0.5	<0.5	<0.5	<1	<0.5	<0.5	<1.5	<1	<0.5	<50	<50	<50	<50
92541991	DUP-1-20210602	MW-14	06/02/2021	<5	<0.5	<0.5	<0.5	<1	<0.5	<1	<0.5	<0.5	<0.5	<0.5	<0.5	<0.5	<2	<0.5	<2	<0.5	<0.5	<0.5	<1	<0.5	<0.5	<1.5	<1	<0.5	<50	<50	<50	<50
92547899	MW-14_20210706	MW-14	07/06/2021	<5	<0.5	<0.5	<0.5	<1	<0.5	<1	<0.5	<0.5	<0.5	<0.5	<0.5	<0.5	<2	<0.5	<2	<0.5	<0.5	<0.5	<1	<0.5	<0.5	<1.5	<1	<0.5	<50	<50	<50	<50

Table 5
Summary of Monitoring Well Sampling Results

Colonial Pipeline Company
2020-L1-SR2448
Huntersville, North Carolina

Lab Report Number	Sample ID	Well ID	Sample Date	Metals (µg/L)	VOCs (µg/L)																								MADEP VPH (µg/L)			
				Lead	Benzene	Bromodichloromethane	n-Butylbenzene	Chloroethane	Chloroform	Chloromethane	2-Chlorotoluene	Dibromochloromethane	1,2-Dichloroethane	Diisopropyl ether	Ethylbenzene	Isopropylbenzene (Cumene)	Methylene Chloride	Methyl-tert-butyl ether	Naphthalene	n-Propylbenzene	Tetrachloroethene	Toluene	Trichlorofluoromethane	1,2,4-Trimethylbenzene	1,3,5-Trimethylbenzene	Xylene (Total)	m&p-Xylene	o-Xylene	C5 - C8 Aliphatics	C9 - C12 Aliphatics	C9 - C10 Aromatics	VPH (Total)
NCAC 2L Standards				**15**	**1**	**0.6**	**70**	**3000**	**70**	**3**	**100**	**0.4**	**0.4**	**70**	**600**	**70**	**5**	**20**	**6**	**70**	**0.7**	**600**	**2000**	**400**	**400**	**500**	**500**	**500**	**400**	**700**	**200**	**NE**
IMAC Standards				**--**	**--**	**--**	**--**	**--**	**--**	**--**	**--**	**--**	**--**	**--**	**--**	**--**	**--**	**--**	**--**	**--**	**--**	**--**	**--**	**--**	**--**	**--**	**--**	**--**	**--**	**--**	**--**	**--**
92494640	MW-15_20200909	MW-15	09/09/2020	<5	<0.5	<0.5	<0.5	<1	<0.5	<1	<0.5	<0.5	<0.5	<0.5	<0.5	<0.5	<2	<0.5	<2	<0.5	<0.5	<0.5	<1	<0.5	<0.5	<1.5	<1	<0.5	<100	<100	<100	<100
92501616	MW-15_20201021	MW-15	10/21/2020	**10.4**	<0.5	<0.5	<0.5	<1	<0.5	<1	<0.5	<0.5	<0.5	<0.5	<0.5	<0.5	<2	<0.5	<2	<0.5	<0.5	<0.5	<1	<0.5	<0.5	<1.5	<1	<0.5	<100	<100	<100	<100
92508536	MW-15_20201130	MW-15	11/30/2020	**28.9**	<0.5	<0.5	<0.5	<1	<0.5	<1	<0.5	<0.5	<0.5	<0.5	<0.5	<0.5	<2	<0.5	<2	<0.5	<0.5	<0.5	<1	<0.5	<0.5	<1.5	<1	<0.5	<100	<100	<100	<100
92514598	MW-15_20210104	MW-15	01/04/2021	**13.5**	<0.5	<0.5	<0.5	<1	<0.5	<1	<0.5	<0.5	<0.5	<0.5	<0.5	<0.5	<2	<0.5	<2	<0.5	<0.5	<0.5	<1	<0.5	<0.5	<1.5	<1	<0.5	<100	<100	<100	<100
92520901	MW-15_20210208	MW-15	02/08/2021	**14.1**	<0.5	<0.5	<0.5	<1	<0.5	<1	<0.5	<0.5	<0.5	<0.5	<0.5	<0.5	<2	<0.5	<2	<0.5	<0.5	<0.5	<1	<0.5	<0.5	<1.5	<1	<0.5	<100	<100	<100	<100
92514598	DUP-1-20210104	MW-15	01/04/2021	**14.5**	<0.5	<0.5	<0.5	<1	<0.5	<1	<0.5	<0.5	<0.5	<0.5	<0.5	<0.5	<2	<0.5	<2	<0.5	<0.5	<0.5	<1	<0.5	<0.5	<1.5	<1	<0.5	<100	<100	<100	<100
92527475	MW-15_20210312	MW-15	03/12/2021	**5.3**	<0.5	<0.5	<0.5	<1	<0.5	<1	<0.5	<0.5	<0.5	<0.5	<0.5	<0.5	<2	<0.5	<2	<0.5	<0.5	<0.5	<1	<0.5	<0.5	<1.5	<1	<0.5	<50	<50	<50	<50
92532417	MW-15_20210408	MW-15	04/08/2021	<5	<0.5	<0.5	<0.5	<1	<0.5	<1	<0.5	<0.5	<0.5	<0.5	<0.5	<0.5	<2	<0.5	<2	<0.5	<0.5	<0.5	<1	<0.5	<0.5	<1.5	<1	<0.5	<50	<50	<50	<50
92537784	MW-15_20210507	MW-15	05/07/2021	<5	<0.5	<0.5	<0.5	<1	<0.5	<1	<0.5	<0.5	<0.5	<0.5	<0.5	<0.5	<2	<0.5	<2	<0.5	<0.5	<0.5	<1	<0.5	<0.5	<1.5	<1	<0.5	<50	<50	<50	<50
92542375	MW-15_20210603	MW-15	06/03/2021	<5	<0.5	<0.5	<0.5	<1	<0.5	<1	<0.5	<0.5	<0.5	<0.5	<0.5	<0.5	<2	<0.5	<2	<0.5	<0.5	<0.5	<1	<0.5	<0.5	<1.5	<1	<0.5	<50	<50	<50	<50
92548787	MW-15_20210709	MW-15	07/09/2021	<5	<0.5	<0.5	<0.5	<1	<0.5	<1	<0.5	<0.5	<0.5	<0.5	<0.5	<0.5	<2	<0.5	<2	<0.5	<0.5	<0.5	<1	<0.5	<0.5	<1.5	<1	<0.5	<50	<50	<50	<50
92495905	MW-16_20200916	MW-16	09/16/2020	<5	<0.5	**0.78**	<0.5	<1	**5.9**	<1	<0.5	<0.5	<0.5	<0.5	<0.5	<0.5	<2	<0.5	<2	<0.5	<0.5	<0.5	<1	<0.5	<0.5	<1.5	<1	<0.5	<100	<100	<100	<100
92500605	MW-16_20201007	MW-16	10/07/2020	<5	<0.5	<0.5	<0.5	<1	**3.3**	<1	<0.5	<0.5	<0.5	<0.5	<0.5	<0.5	<2	<0.5	<2	<0.5	<0.5	<0.5	<1	<0.5	<0.5	<1.5	<1	<0.5	<100	<100	<100	<100
92501343	MW-16_20201020	MW-16	10/20/2020	**7.8**	<0.5	<0.5	<0.5	<1	**2**	<1	<0.5	<0.5	<0.5	<0.5	<0.5	<0.5	<2	<0.5	<2	<0.5	<0.5	<0.5	<1	<0.5	<0.5	<1.5	<1	<0.5	<100	<100	<100	<100
92508884	MW-16_20201201	MW-16	12/01/2020	**18.9**	<0.5	<0.5	<0.5	<1	**1.1**	<1	<0.5	<0.5	<0.5	<0.5	<0.5	<0.5	<2	<0.5	<2	<0.5	<0.5	<0.5	<1	<0.5	<0.5	<1.5	<1	<0.5	<100	<100	<100	<100
92515075	MW-16_20210106	MW-16	01/06/2021	**42.7**	<0.5	<0.5	<0.5	<1	**1.3**	<1	<0.5	<0.5	<0.5	<0.5	<0.5	<0.5	<2	<0.5	<2	<0.5	<0.5	<0.5	<1	<0.5	<0.5	<1.5	<1	<0.5	<100	<100	<100	<100
92521555	MW-16_20210210	MW-16	02/10/2021	<5	<0.5	<0.5	<0.5	<1	**0.72**	<1	<0.5	<0.5	<0.5	<0.5	**0.83**	<0.5	<2	<0.5	<2	<0.5	<0.5	**3.1**	<1	**2.5**	**0.68**	**4.9**	**3.4**	**1.5**	<100	<100	<100	<100
92526257	MW-16_20210308	MW-16	03/08/2021	<5	<0.5	<0.5	<0.5	<1	**0.91**	<1	<0.5	<0.5	<0.5	<0.5	<0.5	<0.5	<2	<0.5	<2	<0.5	<0.5	<0.5	<1	<0.5	<0.5	<1.5	<1	<0.5	<100	<100	<100	<100
92531853	MW-16_20210407	MW-16	04/07/2021	<5	<0.5	<0.5	<0.5	<1	<0.5	<1	<0.5	<0.5	<0.5	<0.5	<0.5	<0.5	<2	<0.5	<2	<0.5	<0.5	<0.5	<1	<0.5	<0.5	<1.5	<1	<0.5	<50	<50	<50	<50
92531853	DUP-1-20210407	MW-16	04/07/2021	<5	<0.5	<0.5	<0.5	<1	<0.5	<1	<0.5	<0.5	<0.5	<0.5	<0.5	<0.5	<2	<0.5	<2	<0.5	<0.5	<0.5	<1	<0.5	<0.5	<1.5	<1	<0.5	<50	<50	<50	<50
92537153	MW-16_20210505	MW-16	05/05/2021	<5	<0.5	<0.5	<0.5	<1	<0.5	<1	<0.5	<0.5	<0.5	<0.5	<0.5	<0.5	<2	<0.5	<2	<0.5	<0.5	<0.5	<1	<0.5	<0.5	<1	<1	<0.5	<50	<50	<50	<50
92541992	MW-16_20210602	MW-16	06/02/2021	<5	<0.5	<0.5	<0.5	<1	<0.5	<1	<0.5	<0.5	<0.5	<0.5	<0.5	<0.5	<2	<0.5	<2	<0.5	<0.5	<0.5	<1	<0.5	<0.5	<1.5	<1	<0.5	<50	<50	<50	<50
92548170	MW-16_20210707	MW-16	07/07/2021	<5	<0.5	<0.5	<0.5	<1	<0.5	<1	<0.5	<0.5	<0.5	<0.5	<0.5	<0.5	<2	<0.5	<2	<0.5	<0.5	<0.5	<1	<0.5	<0.5	<1.5	<1	<0.5	<50	<50	<50	<50
92495905	MW-17_20200916	MW-17	09/16/2020	<5	**0.6**	**1.4**	<0.5	<1	**16.2**	<1	<0.5	<0.5	<0.5	<0.5	**1.4**	<0.5	<2	<0.5	<2	<0.5	**2.7**	**5.4**	<1	**3.7**	**1.3**	**10.5**	**7.2**	**3.3**	<100	<100	<100	**109**
92501343	MW-17_20201020	MW-17	10/20/2020	<5	<0.5	<0.5	<0.5	<1	**8.9**	<1	<0.5	<0.5	<0.5	<0.5	**0.82**	<0.5	<2	<0.5	<2	<0.5	**1.2**	**2.1**	<1	**2**	**0.71**	**5.4**	**3.6**	**1.8**	<100	<100	<100	**152**
92508884	MW-17_20201201	MW-17	12/01/2020	**9.5**	<0.5	<0.5	<0.5	<1	**4.7**	<1	<0.5	<0.5	<0.5	<0.5	<0.5	<0.5	<2	<0.5	<2	<0.5	**0.61**	**0.80**	<1	**1.1**	<0.5	**2.57**	**1.8**	**0.77**	<100	<100	<100	<100
92515075	MW-17_20210106	MW-17	01/06/2021	**9.5**	<0.5	<0.5	<0.5	<1	**4**	<1	<0.5	<0.5	<0.5	<0.5	<0.5	<0.5	<2	<0.5	<2	<0.5	<0.5	<0.5	<1	<0.5	<0.5	<1.5	<1	<0.5	<100	<100	<100	<100
92521555	MW-17_20210210	MW-17	02/10/2021	<5	**0.73**	<0.5	<0.5	<1	**7.1**	<1	<0.5	<0.5	<0.5	<0.5	**1.1**	<0.5	<2	<0.5	<2	<0.5	**1.4**	**6.2**	<1	**2**	**0.51**	**6.3**	**4.3**	**2**	<100	<100	<100	<100
92526257	MW-17_20210308	MW-17	03/08/2021	<5	<0.5	<0.5	<0.5	<1	**5.3**	<1	<0.5	<0.5	<0.5	<0.5	<0.5	<0.5	<2	<0.5	<2	<0.5	**0.77**	<0.5	<1	<0.5	<0.5	<1.5	<1	<0.5	<100	<100	<100	<100
92531853	MW-17_20210407	MW-17	04/07/2021	<5	<0.5	<0.5	<0.5	<1	**2.7**	<1	<0.5	<0.5	<0.5	<0.5	<0.5	<0.5	<2	<0.5	<2	<0.5	**0.53**	<0.5	<1	<0.5	<0.5	<1.5	<1	<0.5	<50	<50	<50	<50
92537153	MW-17_20210505	MW-17	05/05/2021	<5	<0.5	<0.5	<0.5	<1	**2.7**	<1	<0.5	<0.5	<0.5	<0.5	<0.5	<0.5	<2	<0.5	<2	<0.5	**0.52**	<0.5	<1	<0.5	<0.5	<1	<1	<0.5	<50	<50	<50	<50
92541992	MW-17_20210602	MW-17	06/02/2021	<5	<0.5	<0.5	<0.5	<1	**2.9**	<1	<0.5	<0.5	<0.5	<0.5	<0.5	<0.5	**2.6**	<0.5	<2	<0.5	**0.51**	<0.5	<1	<0.5	<0.5	<1.5	<1	<0.5	<50	<50	<50	<50
92548170	MW-17_20210707	MW-17	07/07/2021	<5	<0.5	<0.5	<0.5	<1	**2.1**	<1	<0.5	<0.5	<0.5	<0.5	<0.5	<0.5	<2	<0.5	<2	<0.5	**0.49J**	<0.5	<1	<0.5	<0.5	<1.5	<1	<0.5	<50	<50	<50	<50

Table 5
Summary of Monitoring Well Sampling Results

Colonial Pipeline Company
2020-L1-SR2448
Huntersville, North Carolina

Lab Report Number	Sample ID	Well ID	Sample Date	Metals (µg/L)	VOCs (µg/L)																							MADEP VPH (µg/L)			
				Lead	Benzene	Bromodichloromethane	n-Butylbenzene	Chloroethane	Chloroform	Chloromethane	2-Chlorotoluene	Dibromochloromethane	1,2-Dichloroethane	Diisopropyl ether	Ethylbenzene	Isopropylbenzene (Cumene)	Methylene Chloride	Methyl-tert-butyl ether	Naphthalene	n-Propylbenzene	Tetrachloroethene	Toluene	Trichlorofluoromethane	1,2,4-Trimethylbenzene	1,3,5-Trimethylbenzene	Xylene (Total)	m&p-Xylene	o-Xylene	C5 - C8 Aliphatics	C9 - C12 Aliphatics	C9 - C10 Aromatics	VPH (Total)
NCAC 2L Standards				**15**	**1**	**0.6**	**70**	**3000**	**70**	**3**	**100**	**0.4**	**0.4**	**70**	**600**	**70**	**5**	**20**	**6**	**70**	**0.7**	**600**	**2000**	**400**	**400**	**500**	**500**	**500**	**400**	**700**	**200**	**NE**
IMAC Standards				**--**	**--**	**--**	**--**	**--**	**--**	**--**	**--**	**--**	**--**	**--**	**--**	**--**	**--**	**--**	**--**	**--**	**--**	**--**	**--**	**--**	**--**	**--**	**--**	**--**	**--**	**--**	**--**	**--**
92494640	MW-18_20200909	MW-18	09/09/2020	<5	<0.5	<0.5	<0.5	<1	<0.5	<1	<0.5	<0.5	<0.5	<0.5	<0.5	<0.5	<2	<0.5	<2	<0.5	<0.5	<0.5	<1	<0.5	<0.5	<1.5	<1	<0.5	<100	<100	<100	<100
92501960	MW-18_20201023	MW-18	10/23/2020	**7.8**	<0.5	<0.5	<0.5	<1	<0.5	<1	<0.5	<0.5	<0.5	**5**	<0.5	<0.5	<2	**1.4**	<2	<0.5	<0.5	<0.5	<1	<0.5	<0.5	<1.5	<1	<0.5	<100	<100	<100	<100
92501960	DUP-3-20201023	MW-18	10/23/2020	<5	<0.5	<0.5	<0.5	<1	<0.5	<1	<0.5	<0.5	<0.5	**2.1**	<0.5	<0.5	<2	**0.54**	<2	<0.5	<0.5	<0.5	<1	<0.5	<0.5	<1.5	<1	<0.5	<100	<100	<100	<100
92508881	MW-18_20201201	MW-18	12/01/2020	**38.6**	**65.9**	<0.5	<0.5	<1	<0.5	<1	<0.5	<0.5	<0.5	**17.1**	**9.0**	<0.5	<2	**4.9**	<2	<0.5	<0.5	**160**	<1	**2.5**	<0.5	**44.6**	**26.4**	**18.2**	**987**	**155**	<100	**1,180**
92495905	MW-19_20200916	MW-19	09/16/2020	<5	**0.8**	**3.3**	<0.5	<1	**30.8**	<1	<0.5	**0.79**	<0.5	<0.5	<0.5	<0.5	<2	<0.5	<2	<0.5	**2.4**	**1.4**	<1	<0.5	<0.5	**0.53**	<1	**0.53**	<100	<100	<100	<100
92500605	MW-19_20201007	MW-19	10/07/2020	**7.8**	**0.9**	<0.5	<0.5	<1	**24.5**	<1	<0.5	<0.5	<0.5	<0.5	<0.5	<0.5	<2	<0.5	<2	<0.5	**2.6**	**1.9**	<1	<0.5	<0.5	<1.5	<1	<0.5	<100	<100	<100	<100
92501343	MW-19_20201020	MW-19	10/20/2020	**71.3**	<0.5	<0.5	<0.5	<1	**8.9**	<1	<0.5	<0.5	<0.5	**1.3**	<0.5	<0.5	<2	<0.5	<2	<0.5	**1.1**	<0.5	<1	<0.5	<0.5	<1.5	<1	<0.5	<100	<100	<100	<100
92509252	MW-19_20201202	MW-19	12/02/2020	**13.7**	<0.5	**0.70**	<0.5	<1	**10.2**	<1	<0.5	<0.5	<0.5	**1.2**	<0.5	<0.5	<2	<0.5	<2	<0.5	**1.4**	<0.5	<1	<0.5	<0.5	<1.5	<1	<0.5	<100	<100	<100	<100
92515075	MW-19_20210106	MW-19	01/06/2021	**115**	**171**	<0.5	<0.5	<1	**6.4**	<1	<0.5	<0.5	<0.5	**34.2**	**1.2**	<0.5	<2	**10.5**	<2	<0.5	**0.93**	**34**	<1	**3.4**	<0.5	**47.9**	**21.7**	**26.2**	**406**	<100	<100	**509**
92521555	MW-19_20210210	MW-19	02/10/2021	<5	**658**	<2.5	<2.5	<5	**3**	<5	<2.5	<2.5	<2.5	**83**	**23.9**	<2.5	<10	**28**	**33.2**	<2.5	<2.5	**518**	<5	**43.9**	<2.5	**388**	**225**	**163**	**3,080**	**724**	**158**	**3,960**
92526257	MW-19_20210308	MW-19	03/08/2021	<5	**2,140**	<10	<10	<20	<10	<20	<10	<10	<10	**227**	**151**	<10	<40	**65.7**	**155**	<10	<10	**2,440**	<20	**148**	<10	**1,303**	**838**	**465**	**10,000**	**2,080**	**473**	**12,600**
92531225	MW-19_20210405	MW-19	04/05/2021	<5	**4,560**	<25	<25	<50	<25	<50	<25	<25	<25	**445**	**367**	<25	<100	**120**	<100	<25	<25	**7,000**	<50	**297**	<25	**3,040**	**1,980**	**1,060**	**47,300**	**7,550**	**744**	**54,854**
92536746	MW-19_20210504	MW-19	05/04/2021	<5	**4,330**	<25	<25	<50	<25	<50	<25	<25	<25	**346**	**358**	<25	<100	**99.9**	**88.3J**	<25	<25	**6,300**	<50	**256**	<25	**3,060**	**1,970**	**1,090**	**56,000**	**8,520**	<1000	**64,500**
92541992	MW-19_20210602	MW-19	06/02/2021	<5	**3,400**	<12.5	<12.5	<25	<12.5	<25	<12.5	<12.5	<12.5	**354**	**238**	<12.5	<50	**80.5**	**43.8J**	<12.5	<12.5	**4,740**	<25	**224**	<12.5	**2,459**	**1,590**	**869**	**38,600**	**6,190**	**652**	**44,800**
92548170	MW-19_20210707	MW-19	07/07/2021	<5	**4,280**	<20	<20	<40	<20	<40	<20	<20	<20	**371**	**398**	<20	<80	**76.9**	**68.5J**	<20	<20	**5,750**	<40	**289**	**68.9**	**3,060**	**1,980**	**1,080**	**58,200**	**7,250**	<1000	**66,300**
92494640	MW-20_20200909	MW-20	09/09/2020	<5	<0.5	<0.5	<0.5	<1	**0.77**	<1	<0.5	<0.5	<0.5	<0.5	<0.5	<0.5	<2	<0.5	<2	<0.5	<0.5	<0.5	<1	<0.5	<0.5	<1.5	<1	<0.5	<100	<100	<100	<100
92501960	MW-20_20201023	MW-20	10/23/2020	**12.5**	<0.5	<0.5	<0.5	<1	**0.57**	<1	<0.5	<0.5	<0.5	<0.5	<0.5	<0.5	<2	<0.5	<2	<0.5	<0.5	<0.5	<1	<0.5	<0.5	<1.5	<1	<0.5	<100	<100	<100	<100
92508881	MW-20_20201201	MW-20	12/01/2020	**26.1**	<0.5	<0.5	<0.5	<1	**1.3**	<1	<0.5	<0.5	<0.5	<0.5	<0.5	<0.5	<2	<0.5	<2	<0.5	<0.5	<0.5	<1	<0.5	<0.5	<1.5	<1	<0.5	<100	<100	<100	<100
92514598	MW-20_20210104	MW-20	01/04/2021	**24.4**	<0.5	<0.5	<0.5	<1	**0.82**	<1	<0.5	<0.5	<0.5	<0.5	<0.5	<0.5	<2	<0.5	<2	<0.5	<0.5	**1.1**	<1	**2.2**	<0.5	**2.36**	**1.5**	**0.86**	<100	<100	<100	<100
92521555	MW-20_20210210	MW-20	02/10/2021	<5	<0.5	<0.5	<0.5	<1	**1.7**	<1	<0.5	<0.5	<0.5	<0.5	<0.5	<0.5	<2	<0.5	<2	<0.5	<0.5	<0.5	<1	<0.5	<0.5	<1.5	<1	<0.5	**192**	<100	<100	**253**
92521555	DUP-1-20210210	MW-20	02/10/2021	**7.8**	<0.5	<0.5	<0.5	<1	**1.8**	<1	<0.5	<0.5	<0.5	<0.5	<0.5	<0.5	<2	<0.5	<2	<0.5	<0.5	<0.5	<1	<0.5	<0.5	<1.5	<1	<0.5	<100	<100	<100	<100
92526977	MW-20_20210310	MW-20	03/10/2021	<5	<0.5	<0.5	<0.5	<1	**2.0**	<1	<0.5	<0.5	<0.5	<0.5	<0.5	<0.5	<2	<0.5	<2	<0.5	<0.5	<0.5	<1	<0.5	<0.5	<1.5	<1	<0.5	<100	<100	<100	<100
92530256	MW-20_20210407	MW-20	04/07/2021	<5	<0.5	<0.5	<0.5	<1	**2.1**	<1	<0.5	<0.5	<0.5	<0.5	<0.5	<0.5	<2	<0.5	<2	<0.5	<0.5	<0.5	<1	<0.5	<0.5	<1.5	<1	<0.5	<50	<50	<50	<50
92537489	MW-20_20210506	MW-20	05/06/2021	<5	<0.5	**0.45J**	<0.5	<1	**2.4**	<1	<0.5	<0.5	<0.5	<0.5	<0.5	<0.5	<2	<0.5	<2	<0.5	<0.5	<0.5	<1	<0.5	<0.5	<1.5	<1	<0.5	<50	<50	<50	<50
92542375	MW-20_20210603	MW-20	06/03/2021	<5	<0.5	**0.52**	<0.5	<1	**2.8**	<1	<0.5	<0.5	<0.5	<0.5	<0.5	<0.5	<2	<0.5	<2	<0.5	<0.5	<0.5	<1	<0.5	<0.5	<1.5	<1	<0.5	<50	<50	<50	<50
92548168	MW-20_20210707	MW-20	07/07/2021	<5	**0.81**	**0.58**	<0.5	<1	**3.3**	<1	<0.5	<0.5	<0.5	<0.5	**0.39J**	<0.5	<2	<0.5	<2	<0.5	<0.5	**0.81**	<1	<0.5	<0.5	**2.32**	**1.6**	**0.72**	<50	<50	<50	<50
92495905	MW-21_20200916	MW-21	09/16/2020	<5	<0.5	<0.5	<0.5	<1	**8**	<1	<0.5	<0.5	<0.5	**1.2**	<0.5	<0.5	<2	<0.5	<2	<0.5	**1.3**	<0.5	<1	<0.5	<0.5	<1.5	<1	<0.5	<100	<100	<100	<100
92501343	MW-21_20201020	MW-21	10/20/2020	**8.1**	**38**	<0.5	<0.5	<1	**5.8**	<1	<0.5	<0.5	<0.5	**12.2**	**2.2**	<0.5	<2	**4.8**	<2	<0.5	**0.93**	**44.9**	<1	**2.3**	<0.5	**21.9**	**14.2**	**7.7**	**187**	<100	<100	**251**
92508884	MW-21_20201201	MW-21	12/01/2020	**53.7**	**124**	<0.5	<0.5	<1	**4.5**	<1	<0.5	<0.5	<0.5	**31.1**	**3.6**	<0.5	<2	**12.2**	<2	<0.5	**0.82**	**46.8**	<1	**7.7**	<0.5	**66.9**	**42.7**	**24.2**	**466**	**121**	<100	**630**
92515075	MW-21_20210106	MW-21	01/06/2021	<5	**726**	<2.5	<2.5	<5	<2.5	<5	<2.5	<2.5	<2.5	**108**	**8**	<2.5	<10	**50**	<10	<2.5	<2.5	**96.1**	<5	**28.9**	<2.5	**196.5**	**128**	**68.5**	**2,210**	**456**	**122**	**2,790**
92521555	MW-21_20210210	MW-21	02/10/2021	<5	**1,030**	<5	<5	<10	<5	<10	<5	<5	<5	**130**	**18.7**	<5	<20	**68.7**	**23.3**	<5	<5	**524**	<10	**65.4**	<5	**512**	**330**	**182**	**4,710**	**991**	**269**	**5,970**
92526257	MW-21_20210308	MW-21	03/08/2021	<5	**1,470**	<5	<5	<10	<5	<10	<5	<5	<5	**192**	**20.7**	<5	<20	**92.3**	**20.9**	<5	<5	**156**	<10	**47.7**	<5	**298.4**	**207**	**91.4**	**4,420**	**480**	**236**	**5,140**
92531585	MW-21_20210406	MW-21	04/06/2021	<5	<0.5	<0.5	<0.5	<1	**1.3**	<1	<0.5	<0.5	<0.5	**29.2**	<0.5	<0.5	<2	**11.1**	<2	<0.5	<0.5	<0.5	<1	<0.5	<0.5	<1.5	<1	<0.5	<50	<50	**72.6**	**72.6**
92537153	MW-21_20210505	MW-21	05/05/2021	<5	**720**	<2.5	<2.5	<5	<2.5	<5	<2.5	<2.5	<2.5	**105**	**4.7**	<2.5	<10	**53.9**	**9.3J**	<2.5	<2.5	**33.8**	<5	**13.5**	<2.5	**72.2**	**72.2**	**34**	**4,670**	**337**	**64.8**	**273**
92542352	MW-21_20210603	MW-21	06/03/2021	<5	**1,780**	<6.2	<6.2	<12.5	<6.2	<12.5	<6.2	<6.2	<6.2	**249**	**8.5**	<6.2	<25	**117**	**43.7**	<6.2	<6.2	**90.9**	<12.5	**32.6**	<6.2	**265.3**	**174**	**91.3**	**10,500**	**714**	<125	**11,200**
92548170	MW-21_20210707	MW-21	07/07/2021	<5	**1,490**	<6.2	<6.2	<12.5	<6.2	<12.5	<6.2	<6.2	<6.2	**181**	**6.1J**	<6.2	<25	**87**	**22.2J**	<6.2	<6.2	**68.8**	<12.5	**26.4**	<6.2	**260.9**	**161**	**99.9**	**9,300**	**611**	<200	**10,000**

Table 5
Summary of Monitoring Well Sampling Results

Colonial Pipeline Company
2020-L1-SR2448
Huntersville, North Carolina

Lab Report Number	Sample ID	Well ID	Sample Date	Metals (µg/L)	VOCs (µg/L)																								MADEP VPH (µg/L)			
				Lead	Benzene	Bromodichloromethane	n-Butylbenzene	Chloroethane	Chloroform	Chloromethane	2-Chlorotoluene	Dibromochloromethane	1,2-Dichloroethane	Diisopropyl ether	Ethylbenzene	Isopropylbenzene (Cumene)	Methylene Chloride	Methyl-tert-butyl ether	Naphthalene	n-Propylbenzene	Tetrachloroethene	Toluene	Trichlorofluoromethane	1,2,4-Trimethylbenzene	1,3,5-Trimethylbenzene	Xylene (Total)	m&p-Xylene	o-Xylene	C5 - C8 Aliphatics	C9 - C12 Aliphatics	C9 - C10 Aromatics	VPH (Total)
NCAC 2L Standards				**15**	**1**	**0.6**	**70**	**3000**	**70**	**3**	**100**	**0.4**	**0.4**	**70**	**600**	**70**	**5**	**20**	**6**	**70**	**0.7**	**600**	**2000**	**400**	**400**	**500**	**500**	**500**	**400**	**700**	**200**	**NE**
IMAC Standards				**--**	**--**	**--**	**--**	**--**	**--**	**--**	**--**	**--**	**--**	**--**	**--**	**--**	**--**	**--**	**--**	**--**	**--**	**--**	**--**	**--**	**--**	**--**	**--**	**--**	**--**	**--**	**--**	**--**
92494640	MW-22_20200909	MW-22	09/09/2020	<5	**14.5**	<0.5	<0.5	<1	<0.5	<1	<0.5	<0.5	<0.5	**4.4**	<0.5	<0.5	<2	<0.5	<2	<0.5	<0.5	<0.5	<1	<0.5	<0.5	**3.2**	<1	**3.2**	<100	<100	<100	<100
92500608	MW-22_20201007	MW-22	10/07/2020	**9.4**	<0.5	<0.5	<0.5	<1	<0.5	<1	<0.5	<0.5	<0.5	**1.8**	<0.5	<0.5	<2	<0.5	<2	<0.5	<0.5	<0.5	<1	<0.5	<0.5	<1.5	<1	<0.5	<100	<100	<100	<100
92501860	MW-22_20201022	MW-22	10/22/2020	<5	<0.5	<0.5	<0.5	<1	<0.5	<1	<0.5	<0.5	<0.5	**1.6**	<0.5	<0.5	<2	<0.5	<2	<0.5	<0.5	**0.5**	<1	<0.5	<0.5	<1.5	<1	<0.5	<100	<100	<100	<100
92496816	MW-23_20200920	MW-23	09/20/2020	<5	<0.5	**6.1**	<0.5	<1	**36.9**	<1	<0.5	**1.5**	<0.5	<0.5	<0.5	<0.5	<2	<0.5	<2	<0.5	<0.5	<0.5	<1	<0.5	<0.5	<1.5	<1	<0.5	<100	<100	<100	<100
92531585	MW-23_20210406	MW-23	04/06/2021	<5	<0.5	<0.5	<0.5	<1	<0.5	<1	<0.5	<0.5	<0.5	<0.5	<0.5	<0.5	<2	<0.5	<2	<0.5	<0.5	<0.5	<1	<0.5	<0.5	<1.5	<1	<0.5	<50	<50	<50	<50
92500605	MW-23R_20201007	MW-23	10/07/2020	**32.2**	<0.5	**0.56**	<0.5	<1	**3.2**	<1	<0.5	<0.5	<0.5	<0.5	<0.5	<0.5	<2	<0.5	<2	<0.5	<0.5	<0.5	<1	<0.5	<0.5	<1.5	<1	<0.5	<100	<100	<100	<100
92501343	MW-23R_20201020	MW-23	10/20/2020	**94.4**	<0.5	<0.5	<0.5	<1	**1.7**	<1	<0.5	<0.5	<0.5	<0.5	<0.5	<0.5	<2	<0.5	<2	<0.5	<0.5	<0.5	<1	<0.5	<0.5	<1.5	<1	<0.5	<100	<100	<100	<100
92508884	MW-23_20201201	MW-23	12/01/2020	**24.7**	<0.5	<0.5	<0.5	<1	**0.97**	<1	<0.5	<0.5	<0.5	<0.5	<0.5	<0.5	<2	<0.5	<2	<0.5	<0.5	<0.5	<1	<0.5	<0.5	<1.5	<1	<0.5	<100	<100	<100	<100
92515075	MW-23_20210106	MW-23	01/06/2021	**85.1**	<0.5	<0.5	<0.5	<1	**0.61**	<1	<0.5	<0.5	<0.5	<0.5	<0.5	<0.5	<2	<0.5	<2	<0.5	<0.5	<0.5	<1	<0.5	<0.5	<1.5	<1	<0.5	<100	<100	<100	<100
92521555	MW-23_20210210	MW-23	02/10/2021	<5	<0.5	<0.5	<0.5	<1	<0.5	<1	<0.5	<0.5	<0.5	<0.5	<0.5	<0.5	<2	<0.5	<2	<0.5	<0.5	<0.5	<1	<0.5	<0.5	<1.5	<1	<0.5	<100	<100	<100	<100
92526257	MW-23_20210308	MW-23	03/08/2021	<5	<0.5	<0.5	<0.5	<1	<0.5	<1	<0.5	<0.5	<0.5	<0.5	<0.5	<0.5	<2	<0.5	<2	<0.5	<0.5	<0.5	<1	<0.5	<0.5	<1.5	<1	<0.5	<100	<100	<100	<100
92537153	MW-23_20210505	MW-23	05/05/2021	<5	<0.5	<0.5	<0.5	<1	<0.5	<1	<0.5	<0.5	<0.5	<0.5	<0.5	<0.5	<2	<0.5	<2	<0.5	<0.5	<0.5	<1	<0.5	<0.5	<1	<1	<0.5	<50	<50	<50	<50
92542352	MW-23_20210603	MW-23	06/03/2021	<5	<0.5	<0.5	<0.5	<1	<0.5	<1	<0.5	<0.5	<0.5	<0.5	<0.5	<0.5	<2	<0.5	<2	<0.5	<0.5	<0.5	<1	<0.5	<0.5	<1.5	<1	<0.5	<50	<50	<50	<50
92548170	MW-23_20210707	MW-23	07/07/2021	<5	<0.5	<0.5	<0.5	<1	<0.5	<1	<0.5	<0.5	<0.5	<0.5	<0.5	<0.5	<2	<0.5	<2	<0.5	<0.5	<0.5	<1	<0.5	<0.5	<1.5	<1	<0.5	<50	<50	<50	<50
92495103	MW-25_20200911	MW-25	09/11/2020	<10	<0.5	<0.5	<0.5	<1	<0.5	<1	<0.5	<0.5	<0.5	<0.5	<0.5	<0.5	<2	<0.5	<2	<0.5	<0.5	<0.5	<1	<0.5	<0.5	<1.5	<1	<0.5	<100	<100	<100	<100
92501960	MW-25_20201023	MW-25	10/23/2020	**97.9**	<0.5	<0.5	<0.5	<1	<0.5	<1	<0.5	<0.5	<0.5	<0.5	<0.5	<0.5	<2	<0.5	<2	<0.5	<0.5	<0.5	<1	<0.5	<0.5	<1.5	<1	<0.5	<100	<100	<100	<100
92508881	MW-25_20201201	MW-25	12/01/2020	**142**	<0.5	<0.5	<0.5	<1	<0.5	<1	<0.5	<0.5	<0.5	<0.5	<0.5	<0.5	<2	<0.5	<2	<0.5	<0.5	<0.5	<1	<0.5	<0.5	<1.5	<1	<0.5	<100	<100	<100	<100
92514598	MW-25_20210104	MW-25	01/04/2021	**160**	<0.5	<0.5	<0.5	<1	<0.5	<1	<0.5	<0.5	<0.5	<0.5	<0.5	<0.5	<2	<0.5	<2	<0.5	<0.5	<0.5	<1	<0.5	<0.5	<1.5	<1	<0.5	<100	<100	<100	<100
92521237	MW-25_20210209	MW-25	02/09/2021	<5	<0.5	<0.5	<0.5	<1	**0.99**	<1	<0.5	<0.5	<0.5	<0.5	<0.5	<0.5	<2	<0.5	<2	<0.5	<0.5	<0.5	<1	<0.5	<0.5	<1.5	<1	<0.5	<100	<100	<100	<100
92526977	MW-25_20210310	MW-25	03/10/2021	**11.4**	<0.5	<0.5	<0.5	<1	**1.5**	<1	<0.5	<0.5	<0.5	<0.5	<0.5	<0.5	<2	<0.5	<2	<0.5	<0.5	<0.5	<1	<0.5	<0.5	<1.5	<1	<0.5	<100	<100	<100	<100
92532417	MW-25_20210408	MW-25	04/08/2021	**10.1**	<0.5	<0.5	<0.5	<1	**1.4**	<1	<0.5	<0.5	<0.5	<0.5	<0.5	<0.5	<2	<0.5	<2	<0.5	<0.5	<0.5	<1	<0.5	<0.5	<1.5	<1	<0.5	<50	<50	<50	<50
92537489	MW-25_20210506	MW-25	05/06/2021	<5	<0.5	<0.5	<0.5	<1	**1.3**	<1	<0.5	<0.5	<0.5	<0.5	<0.5	<0.5	<2	<0.5	<2	<0.5	<0.5	<0.5	<1	<0.5	<0.5	<1.5	<1	<0.5	<50	<50	<50	<50
92542375	MW-25_20210603	MW-25	06/03/2021	<5	<0.5	**0.32J**	<0.5	<1	<0.5	<1	<0.5	<0.5	<0.5	<0.5	<0.5	<0.5	<2	<0.5	<2	<0.5	<0.5	<0.5	<1	<0.5	<0.5	<1.5	<1	<0.5	<50	<50	<50	<50
92548787	MW-25_20210709	MW-25	07/09/2021	<5	**3.9**	**0.33J**	<0.5	<1	**1.9**	<1	<0.5	<0.5	<0.5	**0.73**	<0.5	<0.5	<2	<0.5	<2	<0.5	<0.5	**1.2**	<1	**0.59**	<0.5	**7.5**	**5.0**	**2.5**	<50	<50	<50	<50
92494640	MW-26_20200909	MW-26	09/09/2020	<5	**7.7**	<0.5	<0.5	<1	<0.5	<1	<0.5	<0.5	<0.5	**1.3**	**1.8**	<0.5	<2	<0.5	<2	<0.5	<0.5	**22.6**	<1	**0.69**	<0.5	**9.5**	**6.4**	**3.1**	<100	<100	<100	**114**

Table 5
Summary of Monitoring Well Sampling Results

Colonial Pipeline Company
2020-L1-SR2448
Huntersville, North Carolina

Lab Report Number	Sample ID	Well ID	Sample Date	Metals (µg/L)	VOCs (µg/L)																							MADEP VPH (µg/L)			
				Lead	Benzene	Bromodichloromethane	n-Butylbenzene	Chloroethane	Chloroform	Chloromethane	2-Chlorotoluene	Dibromochloromethane	1,2-Dichloroethane	Diisopropyl ether	Ethylbenzene	Isopropylbenzene (Cumene)	Methylene Chloride	Methyl-tert-butyl ether	Naphthalene	n-Propylbenzene	Tetrachloroethene	Toluene	Trichlorofluoromethane	1,2,4-Trimethylbenzene	1,3,5-Trimethylbenzene	Xylene (Total)	m&p-Xylene	o-Xylene	C5 - C8 Aliphatics	C9 - C12 Aliphatics	C9 - C10 Aromatics	VPH (Total)
NCAC 2L Standards				**15**	**1**	**0.6**	**70**	**3000**	**70**	**3**	**100**	**0.4**	**0.4**	**70**	**600**	**70**	**5**	**20**	**6**	**70**	**0.7**	**600**	**2000**	**400**	**400**	**500**	**500**	**500**	**400**	**700**	**200**	**NE**
IMAC Standards				**--**	**--**	**--**	**--**	**--**	**--**	**--**	**--**	**--**	**--**	**--**	**--**	**--**	**--**	**--**	**--**	**--**	**--**	**--**	**--**	**--**	**--**	**--**	**--**	**--**	**--**	**--**	**--**	**--**
92494640	MW-27_20200909	MW-27	09/09/2020	<5	<0.5	<0.5	<0.5	<1	<0.5	<1	<0.5	<0.5	<0.5	<0.5	<0.5	<0.5	<2	<0.5	<2	<0.5	<0.5	<0.5	<1	<0.5	<0.5	<1.5	<1	<0.5	<100	<100	<100	<100
92501860	MW-27_20201022	MW-27	10/22/2020	**18.4**	<0.5	<0.5	<0.5	<1	<0.5	<1	<0.5	<0.5	<0.5	<0.5	<0.5	<0.5	<2	<0.5	<2	<0.5	<0.5	<0.5	<1	<0.5	<0.5	<1.5	<1	<0.5	<100	<100	<100	<100
92508536	MW-27_20201130	MW-27	11/30/2020	**24.8**	<0.5	<0.5	<0.5	<1	<0.5	<1	<0.5	<0.5	<0.5	<0.5	<0.5	<0.5	<2	<0.5	<2	<0.5	<0.5	<0.5	<1	<0.5	<0.5	<1.5	<1	<0.5	<100	<100	<100	<100
92514598	MW-27_20210104	MW-27	01/04/2021	**35.1**	<0.5	<0.5	<0.5	<1	<0.5	<1	<0.5	<0.5	<0.5	<0.5	<0.5	<0.5	<2	<0.5	<2	<0.5	<0.5	<0.5	<1	<0.5	<0.5	<1.5	<1	<0.5	<100	<100	<100	<100
92521237	MW-27_20210209	MW-27	02/09/2021	<5	<0.5	<0.5	<0.5	<1	<0.5	<1	<0.5	<0.5	<0.5	<0.5	<0.5	<0.5	<2	<0.5	<2	<0.5	<0.5	<0.5	<1	<0.5	<0.5	<1.5	<1	<0.5	<100	<100	<100	<100
92526977	MW-27_20210310	MW-27	03/10/2021	<5	<0.5	<0.5	<0.5	<1	<0.5	<1	<0.5	<0.5	<0.5	<0.5	<0.5	<0.5	<2	<0.5	<2	<0.5	<0.5	<0.5	<1	<0.5	<0.5	<1.5	<1	<0.5	<100	<100	<100	<100
92532417	MW-27_20210408	MW-27	04/08/2021	<5	<0.5	<0.5	<0.5	<1	<0.5	<1	<0.5	<0.5	<0.5	<0.5	<0.5	<0.5	<2	<0.5	<2	<0.5	<0.5	<0.5	<1	<0.5	<0.5	<1.5	<1	<0.5	<50	<50	<50	<50
92537489	MW-27_20210506	MW-27	05/06/2021	<5	<0.5	<0.5	<0.5	<1	<0.5	<1	<0.5	<0.5	<0.5	<0.5	<0.5	<0.5	<2	<0.5	<2	<0.5	<0.5	<0.5	<1	<0.5	<0.5	<1.5	<1	<0.5	<50	<50	<50	<50
92542375	MW-27_20210603	MW-27	06/03/2021	<5	<0.5	<0.5	<0.5	<1	<0.5	<1	<0.5	<0.5	<0.5	<0.5	<0.5	<0.5	<2	<0.5	<2	<0.5	<0.5	<0.5	<1	<0.5	<0.5	<1.5	<1	<0.5	<50	<50	<50	<50
92548527	MW-27_20210708	MW-27	07/08/2021	<5	<0.5	<0.5	<0.5	<1	<0.5	<1	<0.5	<0.5	<0.5	<0.5	<0.5	<0.5	<2	<0.5	<2	<0.5	<0.5	<0.5	<1	<0.5	<0.5	<1.5	<1	<0.5	<50	<50	<50	<50
92494923	MW-28_20200909	MW-28	09/09/2020	<25	<0.5	<0.5	<0.5	<1	<0.5	<1	<0.5	<0.5	<0.5	<0.5	<0.5	<0.5	<2	<0.5	<2	<0.5	<0.5	<0.5	<1	<0.5	<0.5	<1.5	<1	<0.5	<100	<100	<100	<100
92501355	MW-28_20201020	MW-28	10/20/2020	**27.6**	<0.5	<0.5	<0.5	<1	<0.5	<1	<0.5	<0.5	<0.5	<0.5	<0.5	<0.5	<2	<0.5	<2	<0.5	<0.5	<0.5	<1	<0.5	<0.5	<1.5	<1	<0.5	<100	<100	<100	<100
92509253	MW-28_20201202	MW-28	12/02/2020	**58.8**	<0.5	<0.5	<0.5	<1	<0.5	<1	<0.5	<0.5	<0.5	<0.5	<0.5	<0.5	<2	<0.5	<2	<0.5	<0.5	<0.5	<1	<0.5	<0.5	<1.5	<1	<0.5	<100	<100	<100	<100
92515075	MW-28_20210106	MW-28	01/06/2021	**45**	<0.5	<0.5	<0.5	<1	<0.5	<1	<0.5	<0.5	<0.5	<0.5	<0.5	<0.5	<2	<0.5	<2	<0.5	<0.5	<0.5	<1	<0.5	<0.5	<1.5	<1	<0.5	<100	<100	<100	<100
92521839	MW-28_20210211	MW-28	02/11/2021	<5	<0.5	<0.5	<0.5	<1	<0.5	<1	<0.5	<0.5	<0.5	<0.5	<0.5	<0.5	<2	<0.5	<2	<0.5	<0.5	<0.5	<1	<0.5	<0.5	<1.5	<1	<0.5	<100	<100	<100	<100
92526257	MW-28_20210308	MW-28	03/08/2021	**9.4**	<0.5	<0.5	<0.5	<1	<0.5	<1	<0.5	<0.5	<0.5	<0.5	<0.5	<0.5	<2	<0.5	<2	<0.5	<0.5	<0.5	<1	<0.5	<0.5	<1.5	<1	<0.5	<100	<100	<100	<100
92531853	MW-28_20210407	MW-28	04/07/2021	<5	<0.5	<0.5	<0.5	<1	<0.5	<1	<0.5	<0.5	<0.5	<0.5	<0.5	<0.5	<2	<0.5	<2	<0.5	<0.5	<0.5	<1	<0.5	<0.5	<1.5	<1	<0.5	<50	<50	<50	<50
92537153	MW-28_20210505	MW-28	05/05/2021	<5	<0.5	<0.5	<0.5	<1	<0.5	<1	<0.5	<0.5	<0.5	<0.5	<0.5	<0.5	<2	<0.5	<2	<0.5	<0.5	<0.5	<1	<0.5	<0.5	<1.5	<1	<0.5	<50	<50	<50	<50
92541992	MW-28_20210602	MW-28	06/02/2021	<5	<0.5	<0.5	<0.5	<1	<0.5	<1	<0.5	<0.5	<0.5	<0.5	<0.5	<0.5	<2	<0.5	<2	<0.5	<0.5	<0.5	<1	<0.5	<0.5	<1.5	<1	<0.5	<50	<50	<50	<50
92548170	MW-28_20210707	MW-28	07/07/2021	<5	<0.5	<0.5	<0.5	<1	<0.5	<1	<0.5	<0.5	<0.5	<0.5	<0.5	<0.5	<2	<0.5	<2	<0.5	<0.5	<0.5	<1	<0.5	<0.5	<1.5	<1	<0.5	<50	<50	<50	<50
92495241	MW-29_20200913	MW-29	09/13/2020	<5	<0.5	<0.5	<0.5	<1	**2.8**	<1	<0.5	<0.5	<0.5	<0.5	<0.5	<0.5	<2	<0.5	<2	<0.5	<0.5	<0.5	<1	<0.5	<0.5	<1.5	<1	<0.5	<100	<100	<100	<100
92501860	MW-29_20201022	MW-29	10/22/2020	<5	<0.5	<0.5	<0.5	<1	**0.77**	<1	<0.5	<0.5	<0.5	<0.5	<0.5	<0.5	<2	<0.5	<2	<0.5	<0.5	<0.5	<1	<0.5	<0.5	<1.5	<1	<0.5	<100	<100	<100	<100
92509560	MW-29_20201203	MW-29	12/03/2020	**23.7**	<0.5	<0.5	<0.5	<1	<0.5	<1	<0.5	<0.5	<0.5	<0.5	<0.5	<0.5	<2	<0.5	<2	<0.5	<0.5	<0.5	<1	<0.5	<0.5	<1.5	<1	<0.5	<100	<100	<100	<100
92514898	MW-29_20210105	MW-29	01/05/2021	**5.1**	<0.5	<0.5	<0.5	<1	<0.5	<1	<0.5	<0.5	<0.5	<0.5	<0.5	<0.5	<2	<0.5	<2	<0.5	<0.5	<0.5	<1	<0.5	<0.5	<1.5	<1	<0.5	<100	<100	<100	<100
92521237	MW-29_20210209	MW-29	02/09/2021	<5	<0.5	<0.5	<0.5	<1	<0.5	<1	<0.5	<0.5	<0.5	<0.5	<0.5	<0.5	<2	<0.5	<2	<0.5	<0.5	**1**	<1	<0.5	<0.5	<1.5	<1	<0.5	<100	<100	<100	<100
92514898	Dup-1-20210105	MW-29	01/05/2021	**5.6**	<0.5	<0.5	<0.5	<1	<0.5	<1	<0.5	<0.5	<0.5	<0.5	<0.5	<0.5	<2	<0.5	<2	<0.5	<0.5	<0.5	<1	<0.5	<0.5	<1.5	<1	<0.5	<100	<100	<100	<100
92527327	MW-29_20210311	MW-29	03/11/2021	<5	**2.3**	<0.5	<0.5	<1	<0.5	<1	<0.5	<0.5	<0.5	**1.2**	<0.5	<0.5	<2	<0.5	<2	<0.5	<0.5	**6.3**	<1	<0.5	<0.5	**2.74**	**1.8**	**0.94**	<50	<50	<50	<50
92532417	MW-29_20210409	MW-29	04/09/2021	<5	**12.1**	<0.5	<0.5	<1	<0.5	<1	<0.5	<0.5	<0.5	**15.8**	<0.5	<0.5	<2	**0.7**	<2	<0.5	<0.5	**23.2**	<1	**0.59**	<0.5	**9.6**	**5.9**	**3.7**	**191**	<50	<50	**191**
92537784	MW-29_20210507	MW-29	05/07/2021	<5	**785**	<5	<5	<10	<5	<10	<5	<5	<5	**96.6**	**34**	<5	<20	**8.9**	**7.4J**	<5	<5	**1,170**	<10	**45**	<5	**597**	**381**	**216**	**8,060**	**1,250**	**151**	**9,310**
92542375	MW-29_20210603	MW-29	06/03/2021	<5	**1,170**	<10	<10	<20	**10.7**	<20	**8.0J**	<10	**8.4J**	**161**	**38.6**	<10	<40	**22.2**	**27.8J**	<10	<10	**2,400**	<20	**78.2**	<10	**774**	**495**	**279**	**19,000**	**2,100**	<500	**21,100**
92548787	MW-29_20210709	MW-29	07/09/2021	<5	**2,000**	<12.5	<12.5	<25	<12.5	<25	<12.5	<12.5	<12.5	**236**	**117**	<12.5	<50	**43.3**	**24.6J**	<12.5	<12.5	**3,860**	<25	**133**	<12.5	**1,380**	**901**	**479**	**28,300**	**2,870**	<500	**31,600**
92548787	DUP-2-20210709	MW-29	07/09/2021	<5	**1950**	<12.5	<12.5	<25	<12.5	<25	<12.5	<12.5	<12.5	**229**	**115**	<12.5	**80**	**46.7**	**60.6**	<12.5	<12.5	**3640**	<25	**137**	<12.5	**1310**	**853**	**457**	**31100**	**3250**	<500	**3250**

Table 5
Summary of Monitoring Well Sampling Results

Colonial Pipeline Company
2020-L1-SR2448
Huntersville, North Carolina

Lab Report Number	Sample ID	Well ID	Sample Date	Metals (µg/L)	VOCs (µg/L)																							MADEP VPH (µg/L)			
				Lead	Benzene	Bromodichloromethane	n-Butylbenzene	Chloroethane	Chloroform	Chloromethane	2-Chlorotoluene	Dibromochloromethane	1,2-Dichloroethane	Diisopropyl ether	Ethylbenzene	Isopropylbenzene (Cumene)	Methylene Chloride	Methyl-tert-butyl ether	Naphthalene	n-Propylbenzene	Tetrachloroethene	Toluene	Trichlorofluoromethane	1,2,4-Trimethylbenzene	1,3,5-Trimethylbenzene	Xylene (Total)	m&p-Xylene	o-Xylene	C5 - C8 Aliphatics	C9 - C12 Aliphatics	C9 - C10 Aromatics	VPH (Total)
NCAC 2L Standards				**15**	**1**	**0.6**	**70**	**3000**	**70**	**3**	**100**	**0.4**	**0.4**	**70**	**600**	**70**	**5**	**20**	**6**	**70**	**0.7**	**600**	**2000**	**400**	**400**	**500**	**500**	**500**	**400**	**700**	**200**	**NE**
IMAC Standards				--	--	--	--	--	--	--	--	--	--	--	--	--	--	--	--	--	--	--	--	--	--	--	--	--	--	--	--	--
92495103	MW-30_20200911	MW-30	09/11/2020	<5	<0.5	<0.5	<0.5	<1	<0.5	<1	<0.5	<0.5	<0.5	<0.5	<0.5	<0.5	<2	<0.5	<2	<0.5	<0.5	<0.5	<1	<0.5	<0.5	<1.5	<1	<0.5	<100	<100	<100	<100
92501616	MW-30_20201021	MW-30	10/21/2020	<5	<0.5	<0.5	<0.5	<1	**0.58**	<1	<0.5	<0.5	<0.5	<0.5	<0.5	<0.5	<2	<0.5	<2	<0.5	<0.5	<0.5	<1	<0.5	<0.5	<1.5	<1	<0.5	<100	<100	<100	<100
92508536	MW-30_20201130	MW-30	11/30/2020	<5	<0.5	<0.5	<0.5	<1	<0.5	<1	<0.5	<0.5	<0.5	<0.5	<0.5	<0.5	<2	<0.5	<2	<0.5	<0.5	<0.5	<1	<0.5	<0.5	<1.5	<1	<0.5	<100	<100	<100	<100
92514598	MW-30_20210104	MW-30	01/04/2021	<5	<0.5	<0.5	<0.5	<1	<0.5	<1	<0.5	<0.5	<0.5	<0.5	<0.5	<0.5	<2	<0.5	<2	<0.5	<0.5	<0.5	<1	<0.5	<0.5	<1.5	<1	<0.5	<100	<100	<100	<100
92521237	MW-30_20210209	MW-30	02/09/2021	<5	<0.5	<0.5	<0.5	<1	<0.5	<1	<0.5	<0.5	<0.5	<0.5	<0.5	<0.5	<2	<0.5	<2	<0.5	<0.5	<0.5	<1	<0.5	<0.5	<1.5	<1	<0.5	<100	<100	<100	<100
92521237	DUP-1-20210209	MW-30	02/09/2021	<5	<0.5	<0.5	<0.5	<1	<0.5	<1	<0.5	<0.5	<0.5	<0.5	<0.5	<0.5	<2	<0.5	<2	<0.5	<0.5	<0.5	<1	<0.5	<0.5	<1.5	<1	<0.5	<100	<100	<100	<100
92527327	MW-30_20210311	MW-30	03/11/2021	<5	<0.5	<0.5	<0.5	<1	<0.5	<1	<0.5	<0.5	<0.5	<0.5	<0.5	<0.5	<2	<0.5	<2	<0.5	<0.5	<0.5	<1	<0.5	<0.5	<1.5	<1	<0.5	<50	<50	<50	<50
92532417	MW-30_20210409	MW-30	04/09/2021	<5	<0.5	<0.5	<0.5	<1	<0.5	<1	<0.5	<0.5	<0.5	<0.5	<0.5	<0.5	<2	<0.5	<2	<0.5	<0.5	<0.5	<1	<0.5	<0.5	<1.5	<1	<0.5	<50	<50	<50	<50
92537784	MW-30_20210507	MW-30	05/07/2021	<5	<0.5	<0.5	<0.5	<1	<0.5	<1	<0.5	<0.5	<0.5	<0.5	<0.5	<0.5	<2	<0.5	<2	<0.5	<0.5	<0.5	<1	<0.5	<0.5	<1.5	<1	<0.5	<50	<50	<50	<50
92541993	MW-30_20210602	MW-30	06/02/2021	<5	**0.69**	<0.5	<0.5	<1	<0.5	<1	<0.5	<0.5	<0.5	<0.5	<0.5	<0.5	<2	<0.5	<2	<0.5	<0.5	**3.2**	<1	**0.66**	<0.5	**8.9**	**6**	**2.9**	<50	<50	<50	<50
92548787	MW-30_20210709	MW-30	07/09/2021	<5	<0.5	<0.5	<0.5	<1	<0.5	<1	<0.5	<0.5	<0.5	<0.5	<0.5	<0.5	<2	<0.5	<2	<0.5	<0.5	<0.5	<1	<0.5	<0.5	<1.5	<1	<0.5	<50	<50	<50	<50
92495239	MW-31_20200913	MW-31	09/13/2020	<5	**0.56**	<0.5	<0.5	<1	**1.7**	<1	<0.5	<0.5	<0.5	<0.5	<0.5	<0.5	<2	<0.5	<2	<0.5	<0.5	**3.1**	<1	**0.61**	<0.5	**3.5**	**2.3**	**1.2**	<100	<100	<100	<100
92500605	MW-31_20201007	MW-31	10/07/2020	<5	<0.5	<0.5	<0.5	<1	**3.0**	<1	<0.5	<0.5	<0.5	<0.5	<0.5	<0.5	<2	<0.5	<2	<0.5	<0.5	**0.5**	<1	<0.5	<0.5	<1.5	<1	<0.5	<100	<100	<100	<100
92501343	MW-31_20201020	MW-31	10/20/2020	<5	<0.5	<0.5	<0.5	<1	**1.4**	<1	<0.5	<0.5	<0.5	<0.5	<0.5	<0.5	<2	<0.5	<2	<0.5	<0.5	<0.5	<1	<0.5	<0.5	<1.5	<1	<0.5	<100	<100	<100	<100
92509252	MW-31_20201202	MW-31	12/02/2020	**12.2**	<0.5	<0.5	<0.5	<1	**3.1**	<1	<0.5	<0.5	<0.5	<0.5	<0.5	<0.5	<2	<0.5	<2	<0.5	<0.5	<0.5	<1	<0.5	<0.5	<1.5	<1	<0.5	<100	<100	<100	<100
92515075	MW-31_20210106	MW-31	01/06/2021	**16.6**	<0.5	<0.5	<0.5	<1	**2.1**	<1	<0.5	<0.5	<0.5	<0.5	<0.5	<0.5	<2	<0.5	<2	<0.5	<0.5	<0.5	<1	<0.5	<0.5	<1.5	<1	<0.5	<100	<100	<100	<100
92521555	MW-31_20210210	MW-31	02/10/2021	<5	<0.5	<0.5	<0.5	<1	**1.3**	<1	<0.5	<0.5	<0.5	<0.5	<0.5	<0.5	<2	<0.5	<2	<0.5	<0.5	<0.5	<1	<0.5	<0.5	<1.5	<1	<0.5	<100	<100	<100	<100
92526257	MW-31_20210308	MW-31	03/08/2021	<5	<0.5	<0.5	<0.5	<1	**1.0**	<1	<0.5	<0.5	<0.5	<0.5	<0.5	<0.5	<2	<0.5	<2	<0.5	<0.5	<0.5	<1	<0.5	<0.5	<1.5	<1	<0.5	<100	<100	<100	<100
92531585	MW-31_20210406	MW-31	04/06/2021	<5	<0.5	<0.5	<0.5	<1	**0.86**	<1	<0.5	<0.5	<0.5	<0.5	<0.5	<0.5	<2	<0.5	<2	<0.5	<0.5	<0.5	<1	<0.5	<0.5	<1.5	<1	<0.5	<50	<50	<50	<50
92536746	MW-31_20210504	MW-31	05/04/2021	<5	<0.5	<0.5	<0.5	<1	**0.58**	<1	<0.5	<0.5	<0.5	<0.5	<0.5	<0.5	<2	<0.5	<2	<0.5	<0.5	<0.5	<1	<0.5	<0.5	<1	<1	<0.5	<50	<50	<50	<50
92542352	MW-31_20210603	MW-31	06/03/2021	<5	<0.5	<0.5	<0.5	<1	**0.50**	<1	<0.5	<0.5	<0.5	<0.5	<0.5	<0.5	<2	<0.5	**0.79J**	<0.5	<0.5	<0.5	<1	<0.5	<0.5	**0.35J**	<1	**0.35J**	<50	<50	<50	<50
92548170	MW-31_20210707	MW-31	07/07/2021	<5	<0.5	<0.5	<0.5	<1	**0.43J**	<1	<0.5	<0.5	<0.5	**0.91**	<0.5	<0.5	<2	<0.5	<2	<0.5	<0.5	<0.5	<1	<0.5	<0.5	<1.5	<1	<0.5	<50	<50	<50	<50
92494864	MW-32_20200910	MW-32	09/10/2020	<5	<0.5	<0.5	<0.5	<1	<0.5	<1	<0.5	<0.5	<0.5	<0.5	<0.5	<0.5	<2	<0.5	<2	<0.5	<0.5	<0.5	<1	<0.5	<0.5	<1.5	<1	<0.5	<100	<100	<100	<100
92501860	MW-32_20201022	MW-32	10/22/2020	<5	<0.5	<0.5	<0.5	<1	<0.5	<1	<0.5	<0.5	<0.5	<0.5	<0.5	<0.5	<2	<0.5	<2	<0.5	<0.5	<0.5	<1	<0.5	<0.5	<1.5	<1	<0.5	<100	<100	<100	<100
92508536	MW-32_20201130	MW-32	11/30/2020	**10.2**	<0.5	<0.5	<0.5	<1	<0.5	<1	<0.5	<0.5	<0.5	<0.5	<0.5	<0.5	<2	<0.5	<2	<0.5	<0.5	<0.5	<1	<0.5	<0.5	<1.5	<1	<0.5	<100	<100	<100	<100
92514598	MW-32_20210104	MW-32	01/04/2021	**16.5**	<0.5	<0.5	<0.5	<1	<0.5	<1	<0.5	<0.5	<0.5	<0.5	<0.5	<0.5	<2	<0.5	<2	<0.5	<0.5	<0.5	<1	<0.5	<0.5	<1.5	<1	<0.5	<100	<100	<100	<100
92520901	MW-32_20210208	MW-32	02/08/2021	<5	<0.5	<0.5	<0.5	<1	<0.5	<1	<0.5	<0.5	<0.5	<0.5	<0.5	<0.5	<2	<0.5	<2	<0.5	<0.5	<0.5	<1	<0.5	<0.5	<1.5	<1	<0.5	<100	<100	<100	<100
92520901	DUP-1-20210208	MW-32	02/08/2021	<5	<0.5	<0.5	<0.5	<1	<0.5	<1	<0.5	<0.5	<0.5	<0.5	<0.5	<0.5	<2	<0.5	<2	<0.5	<0.5	<0.5	<1	<0.5	<0.5	<1.5	<1	<0.5	<100	<100	<100	<100
92526618	MW-32_20210309	MW-32	03/09/2021	<5	<0.5	<0.5	<0.5	<1	<0.5	<1	<0.5	<0.5	<0.5	<0.5	<0.5	<0.5	<2	<0.5	<2	<0.5	<0.5	<0.5	<1	<0.5	<0.5	<1.5	<1	<0.5	<100	<100	<100	<100
92530256	MW-32_20210407	MW-32	04/07/2021	<5	<0.5	<0.5	<0.5	<1	<0.5	<1	<0.5	<0.5	<0.5	<0.5	<0.5	<0.5	<2	<0.5	<2	<0.5	<0.5	<0.5	<1	<0.5	<0.5	<1.5	<1	<0.5	<50	<50	<50	<50
92537489	MW-32_20210506	MW-32	05/06/2021	<5	<0.5	<0.5	<0.5	<1	<0.5	<1	<0.5	<0.5	<0.5	<0.5	<0.5	<0.5	<2	<0.5	<2	<0.5	<0.5	<0.5	<1	<0.5	<0.5	<1.5	<1	<0.5	<50	<50	<50	<50
92542611	MW-32_20210604	MW-32	06/04/2021	<5	<0.5	<0.5	<0.5	<1	<0.5	<1	<0.5	<0.5	<0.5	<0.5	<0.5	<0.5	<2	<0.5	<2	<0.5	<0.5	<0.5	<1	<0.5	<0.5	<1.5	<1	<0.5	<50	<50	<50	<50
92548787	MW-32_20210709	MW-32	07/09/2021	<5	<0.5	<0.5	<0.5	<1	<0.5	<1	<0.5	<0.5	<0.5	<0.5	<0.5	<0.5	<2	<0.5	<2	<0.5	<0.5	<0.5	<1	<0.5	<0.5	<1.5	<1	<0.5	<50	<50	<50	<50

Table 5
Summary of Monitoring Well Sampling Results

Colonial Pipeline Company
2020-L1-SR2448
Huntersville, North Carolina

Lab Report Number	Sample ID	Well ID	Sample Date	Metals (µg/L)	VOCs (µg/L)																								MADEP VPH (µg/L)			
				Lead	Benzene	Bromodichloromethane	n-Butylbenzene	Chloroethane	Chloroform	Chloromethane	2-Chlorotoluene	Dibromochloromethane	1,2-Dichloroethane	Diisopropyl ether	Ethylbenzene	Isopropylbenzene (Cumene)	Methylene Chloride	Methyl-tert-butyl ether	Naphthalene	n-Propylbenzene	Tetrachloroethene	Toluene	Trichlorofluoromethane	1,2,4-Trimethylbenzene	1,3,5-Trimethylbenzene	Xylene (Total)	m&p-Xylene	o-Xylene	C5 - C8 Aliphatics	C9 - C12 Aliphatics	C9 - C10 Aromatics	VPH (Total)
NCAC 2L Standards				**15**	**1**	**0.6**	**70**	**3000**	**70**	**3**	**100**	**0.4**	**0.4**	**70**	**600**	**70**	**5**	**20**	**6**	**70**	**0.7**	**600**	**2000**	**400**	**400**	**500**	**500**	**500**	**400**	**700**	**200**	**NE**
IMAC Standards				**--**	**--**	**--**	**--**	**--**	**--**	**--**	**--**	**--**	**--**	**--**	**--**	**--**	**--**	**--**	**--**	**--**	**--**	**--**	**--**	**--**	**--**	**--**	**--**	**--**	**--**	**--**	**--**	**--**
92494640	MW-33_20200909	MW-33	09/09/2020	<5	<0.5	<0.5	<0.5	<1	<0.5	<1	<0.5	<0.5	<0.5	<0.5	<0.5	<0.5	<2	<0.5	<2	<0.5	<0.5	<0.5	<1	<0.5	<0.5	<1.5	<1	<0.5	<100	<100	<100	<100
92501860	MW-33_20201022	MW-33	10/22/2020	**16.6**	<0.5	<0.5	<0.5	<1	<0.5	<1	<0.5	<0.5	<0.5	<0.5	<0.5	<0.5	<2	<0.5	<2	<0.5	<0.5	<0.5	<1	<0.5	<0.5	<1.5	<1	<0.5	<100	<100	<100	<100
92508536	MW-33_20201130	MW-33	11/30/2020	**11.0**	<0.5	<0.5	<0.5	<1	<0.5	<1	<0.5	<0.5	<0.5	<0.5	<0.5	<0.5	<2	<0.5	<2	<0.5	<0.5	<0.5	<1	<0.5	<0.5	<1.5	<1	<0.5	<100	<100	<100	<100
92514598	MW-33_20210104	MW-33	01/04/2021	**14.3**	<0.5	<0.5	<0.5	<1	<0.5	<1	<0.5	<0.5	<0.5	<0.5	<0.5	<0.5	<2	<0.5	<2	<0.5	<0.5	<0.5	<1	<0.5	<0.5	<1.5	<1	<0.5	<100	<100	<100	<100
92520901	MW-33_20210208	MW-33	02/08/2021	<5	<0.5	<0.5	<0.5	<1	<0.5	<1	<0.5	<0.5	<0.5	<0.5	<0.5	<0.5	<2	<0.5	<2	<0.5	<0.5	<0.5	<1	<0.5	<0.5	<1.5	<1	<0.5	<100	<100	<100	<100
92526618	MW-33_20210309	MW-33	03/09/2021	<5	<0.5	<0.5	<0.5	<1	<0.5	<1	<0.5	<0.5	<0.5	<0.5	<0.5	<0.5	<2	<0.5	<2	<0.5	<0.5	<0.5	<1	<0.5	<0.5	<1.5	<1	<0.5	<100	<100	<100	<100
92530256	MW-33_20210407	MW-33	04/07/2021	<5	<0.5	<0.5	<0.5	<1	<0.5	<1	<0.5	<0.5	<0.5	<0.5	<0.5	<0.5	<2	<0.5	<2	<0.5	<0.5	<0.5	<1	<0.5	<0.5	<1.5	<1	<0.5	<50	<50	<50	<50
92537489	MW-33_20210506	MW-33	05/06/2021	<5	<0.5	<0.5	<0.5	<1	<0.5	<1	<0.5	<0.5	<0.5	<0.5	<0.5	<0.5	<2	<0.5	<2	<0.5	<0.5	<0.5	<1	<0.5	<0.5	<1.5	<1	<0.5	<50	<50	<50	<50
92541993	MW-33_20210602	MW-33	06/02/2021	<5	<0.5	<0.5	<0.5	<1	<0.5	<1	<0.5	<0.5	<0.5	<0.5	<0.5	<0.5	<2	<0.5	<2	<0.5	<0.5	<0.5	<1	<0.5	<0.5	<1.5	<1	<0.5	<50	<50	<50	<50
92548787	MW-33_20210709	MW-33	07/09/2021	<5	<0.5	<0.5	<0.5	<1	<0.5	<1	<0.5	<0.5	<0.5	<0.5	<0.5	<0.5	<2	<0.5	<2	<0.5	<0.5	<0.5	<1	<0.5	<0.5	<1.5	<1	<0.5	<50	<50	<50	<50
92494640	MW-34_20200909	MW-34	09/09/2020	<5	<0.5	<0.5	<0.5	<1	<0.5	<1	<0.5	<0.5	<0.5	<0.5	<0.5	<0.5	<2	<0.5	<2	<0.5	<0.5	<0.5	<1	<0.5	<0.5	<1.5	<1	<0.5	<100	<100	<100	<100
92501860	MW-34_20201022	MW-34	10/22/2020	**5.7**	<0.5	<0.5	<0.5	<1	<0.5	<1	<0.5	<0.5	<0.5	<0.5	<0.5	<0.5	<2	<0.5	<2	<0.5	<0.5	<0.5	<1	<0.5	<0.5	<1.5	<1	<0.5	<100	<100	<100	<100
92508536	MW-34_20201130	MW-34	11/30/2020	**6.0**	<0.5	<0.5	<0.5	<1	<0.5	<1	<0.5	<0.5	<0.5	<0.5	<0.5	<0.5	<2	<0.5	<2	<0.5	<0.5	<0.5	<1	<0.5	<0.5	<1.5	<1	<0.5	<100	<100	<100	<100
92514598	MW-34_20210104	MW-34	01/04/2021	**10.9**	<0.5	<0.5	<0.5	<1	<0.5	<1	<0.5	<0.5	<0.5	<0.5	<0.5	<0.5	<2	<0.5	<2	<0.5	<0.5	<0.5	<1	<0.5	<0.5	<1.5	<1	<0.5	<100	<100	<100	<100
92520901	MW-34_20210208	MW-34	02/08/2021	<5	<0.5	<0.5	<0.5	<1	<0.5	<1	<0.5	<0.5	<0.5	<0.5	<0.5	<0.5	<2	<0.5	<2	<0.5	<0.5	<0.5	<1	<0.5	<0.5	<1.5	<1	<0.5	<100	<100	<100	<100
92526618	MW-34_20210309	MW-34	03/09/2021	<5	<0.5	<0.5	<0.5	<1	<0.5	<1	<0.5	<0.5	<0.5	<0.5	<0.5	<0.5	<2	<0.5	<2	<0.5	<0.5	<0.5	<1	<0.5	<0.5	<1.5	<1	<0.5	<100	<100	<100	<100
92530256	MW-34_20210407	MW-34	04/07/2021	<5	<0.5	<0.5	<0.5	<1	<0.5	<1	<0.5	<0.5	<0.5	<0.5	<0.5	<0.5	<2	<0.5	<2	<0.5	<0.5	<0.5	<1	<0.5	<0.5	<1.5	<1	<0.5	<50	<50	<50	<50
92537159	MW-34_20210505	MW-34	05/05/2021	<5	<0.5	<0.5	<0.5	<1	<0.5	<1	<0.5	<0.5	<0.5	<0.5	<0.5	<0.5	<2	<0.5	<2	<0.5	<0.5	<0.5	<1	<0.5	<0.5	<1.5	<1	<0.5	<50	<50	<50	<50
92541993	MW-34_20210602	MW-34	06/02/2021	<5	<0.5	<0.5	<0.5	<1	<0.5	<1	<0.5	<0.5	<0.5	<0.5	<0.5	<0.5	<2	<0.5	<2	<0.5	<0.5	<0.5	<1	<0.5	<0.5	<1.5	<1	<0.5	<50	<50	<50	<50
92548527	MW-34_20210708	MW-34	07/08/2021	<5	<0.5	<0.5	<0.5	<1	<0.5	<1	<0.5	<0.5	<0.5	<0.5	<0.5	<0.5	<2	<0.5	<2	<0.5	<0.5	<0.5	<1	<0.5	<0.5	<1.5	<1	<0.5	<50	<50	<50	<50
92548527	DUP-1-20210708	MW-34	07/08/2021	<5	<0.5	<0.5	<0.5	<1	<0.5	<1	<0.5	<0.5	<0.5	<0.5	<0.5	<0.5	<2	<0.5	<2	<0.5	<0.5	<0.5	<1	<0.5	<0.5	<1.5	<1	<0.5	<50	<50	<50	<50
92494864	MW-35_20200910	MW-35	09/10/2020	<5	<0.5	<0.5	<0.5	<1	<0.5	<1	<0.5	<0.5	<0.5	<0.5	<0.5	<0.5	<2	<0.5	<2	<0.5	<0.5	<0.5	<1	<0.5	<0.5	<1.5	<1	<0.5	<100	<100	<100	<100
92501616	MW-35_20201021	MW-35	10/21/2020	**9.1**	<0.5	<0.5	<0.5	<1	<0.5	<1	<0.5	<0.5	<0.5	<0.5	<0.5	<0.5	<2	<0.5	<2	<0.5	<0.5	<0.5	<1	<0.5	<0.5	<1.5	<1	<0.5	<100	<100	<100	<100
92508536	MW-35_20201130	MW-35	11/30/2020	**12.2**	<0.5	<0.5	<0.5	<1	<0.5	<1	<0.5	<0.5	<0.5	<0.5	<0.5	<0.5	<2	<0.5	<2	<0.5	<0.5	<0.5	<1	<0.5	<0.5	<1.5	<1	<0.5	<100	<100	<100	<100
92514598	MW-35_20210104	MW-35	01/04/2021	**13.8**	<0.5	<0.5	<0.5	<1	<0.5	<1	<0.5	<0.5	<0.5	<0.5	<0.5	<0.5	<2	<0.5	<2	<0.5	<0.5	<0.5	<1	<0.5	<0.5	<1.5	<1	<0.5	<100	<100	<100	<100
92520901	MW-35_20210208	MW-35	02/08/2021	<5	<0.5	<0.5	<0.5	<1	<0.5	<1	<0.5	<0.5	<0.5	<0.5	<0.5	<0.5	<2	<0.5	<2	<0.5	<0.5	<0.5	<1	<0.5	<0.5	<1.5	<1	<0.5	<100	<100	<100	<100
92526618	MW-35_20210309	MW-35	03/09/2021	<5	<0.5	<0.5	<0.5	<1	<0.5	<1	<0.5	<0.5	<0.5	<0.5	<0.5	<0.5	<2	<0.5	<2	<0.5	<0.5	<0.5	<1	<0.5	<0.5	<1.5	<1	<0.5	<100	<100	<100	<100
92531581	MW-35_20210406	MW-35	04/06/2021	<5	<0.5	<0.5	<0.5	<1	<0.5	<1	<0.5	<0.5	<0.5	<0.5	<0.5	<0.5	<2	<0.5	<2	<0.5	<0.5	<0.5	<1	<0.5	<0.5	<1.5	<1	<0.5	<50	<50	<50	<50
92537489	MW-35_20210506	MW-35	05/06/2021	<5	<0.5	<0.5	<0.5	<1	<0.5	<1	<0.5	<0.5	<0.5	<0.5	<0.5	<0.5	<2	<0.5	<2	<0.5	<0.5	<0.5	<1	<0.5	<0.5	<1.5	<1	<0.5	<50	<50	<50	<50
92542611	MW-35_20210604	MW-35	06/04/2021	<5	<0.5	<0.5	<0.5	<1	<0.5	<1	<0.5	<0.5	<0.5	<0.5	<0.5	<0.5	<2	<0.5	<2	<0.5	<0.5	<0.5	<1	<0.5	<0.5	<1.5	<1	<0.5	<50	<50	<50	<50
92548787	MW-35_20210709	MW-35	07/09/2021	<5	<0.5	<0.5	<0.5	<1	<0.5	<1	<0.5	<0.5	<0.5	<0.5	<0.5	<0.5	<2	<0.5	<2	<0.5	<0.5	<0.5	<1	<0.5	<0.5	<1.5	<1	<0.5	<50	<50	<50	<50

Table 5
Summary of Monitoring Well Sampling Results

Colonial Pipeline Company
2020-L1-SR2448
Huntersville, North Carolina

Lab Report Number	Sample ID	Well ID	Sample Date	Metals (µg/L)	VOCs (µg/L)																							MADEP VPH (µg/L)			
				Lead	Benzene	Bromodichloromethane	n-Butylbenzene	Chloroethane	Chloroform	Chloromethane	2-Chlorotoluene	Dibromochloromethane	1,2-Dichloroethane	Diisopropyl ether	Ethylbenzene	Isopropylbenzene (Cumene)	Methylene Chloride	Methyl-tert-butyl ether	Naphthalene	n-Propylbenzene	Tetrachloroethene	Toluene	Trichlorofluoromethane	1,2,4-Trimethylbenzene	1,3,5-Trimethylbenzene	Xylene (Total)	m&p-Xylene	o-Xylene	C5 - C8 Aliphatics	C9 - C12 Aliphatics	C9 - C10 Aromatics	VPH (Total)
NCAC 2L Standards				**15**	**1**	**0.6**	**70**	**3000**	**70**	**3**	**100**	**0.4**	**0.4**	**70**	**600**	**70**	**5**	**20**	**6**	**70**	**0.7**	**600**	**2000**	**400**	**400**	**500**	**500**	**500**	**400**	**700**	**200**	**NE**
IMAC Standards				**--**	**--**	**--**	**--**	**--**	**--**	**--**	**--**	**--**	**--**	**--**	**--**	**--**	**--**	**--**	**--**	**--**	**--**	**--**	**--**	**--**	**--**	**--**	**--**	**--**	**--**	**--**	**--**	**--**
92494864	MW-36_20200910	MW-36	09/10/2020	<5	<0.5	<0.5	<0.5	<1	<0.5	<1	<0.5	<0.5	<0.5	<0.5	<0.5	<0.5	<2	<0.5	<2	<0.5	<0.5	<0.5	<1	<0.5	<0.5	<1.5	<1	<0.5	<100	<100	<100	<100
92501616	MW-36_20201021	MW-36	10/21/2020	<5	<0.5	<0.5	<0.5	<1	<0.5	<1	<0.5	<0.5	<0.5	<0.5	<0.5	<0.5	<2	<0.5	<2	<0.5	<0.5	<0.5	<1	<0.5	<0.5	<1.5	<1	<0.5	<100	<100	<100	<100
92508536	MW-36_20201130	MW-36	11/30/2020	**18.4**	<0.5	<0.5	<0.5	<1	<0.5	<1	<0.5	<0.5	<0.5	<0.5	<0.5	<0.5	<2	<0.5	<2	<0.5	<0.5	<0.5	<1	<0.5	<0.5	<1.5	<1	<0.5	<100	<100	<100	<100
92514598	MW-36_20210104	MW-36	01/04/2021	**6.9**	<0.5	<0.5	<0.5	<1	<0.5	<1	<0.5	<0.5	<0.5	<0.5	<0.5	<0.5	<2	<0.5	<2	<0.5	<0.5	<0.5	<1	<0.5	<0.5	<1.5	<1	<0.5	<100	<100	<100	<100
92521555	MW-36_20210210	MW-36	02/10/2021	<5	**3.1**	<0.5	<0.5	<1	<0.5	<1	<0.5	<0.5	<0.5	<0.5	**1.9**	<0.5	<2	<0.5	<2	<0.5	<0.5	**12.7**	<1	**3.7**	**1**	**10**	**6.9**	**3.1**	<100	<100	<100	**149**
92526977	MW-36_20210310	MW-36	03/10/2021	<5	<0.5	<0.5	<0.5	<1	<0.5	<1	<0.5	<0.5	<0.5	<0.5	<0.5	<0.5	<2	<0.5	<2	<0.5	<0.5	<0.5	<1	<0.5	<0.5	<1.5	<1	<0.5	<100	<100	<100	<100
92530256	MW-36_20210407	MW-36	04/07/2021	<5	<0.5	<0.5	<0.5	<1	<0.5	<1	<0.5	<0.5	<0.5	<0.5	<0.5	<0.5	<2	<0.5	<2	<0.5	<0.5	<0.5	<1	<0.5	<0.5	<1.5	<1	<0.5	<50	<50	<50	<50
92537489	MW-36_20210506	MW-36	05/06/2021	<5	<0.5	<0.5	<0.5	<1	<0.5	<1	<0.5	<0.5	<0.5	<0.5	<0.5	<0.5	<2	<0.5	<2	<0.5	<0.5	<0.5	<1	<0.5	<0.5	<1.5	<1	<0.5	<50	<50	<50	<50
92542375	MW-36_20210603	MW-36	06/03/2021	<5	<0.5	<0.5	<0.5	<1	<0.5	<1	<0.5	<0.5	<0.5	<0.5	<0.5	<0.5	<2	<0.5	<2	<0.5	<0.5	<0.5	**0.33J**	<0.5	<0.5	<1.5	<1	<0.5	<50	<50	<50	<50
92548527	MW-36_20210708	MW-36	07/08/2021	<5	<0.5	<0.5	<0.5	<1	<0.5	<1	<0.5	<0.5	<0.5	<0.5	<0.5	<0.5	<2	<0.5	<2	<0.5	<0.5	<0.5	**0.3J**	<0.5	<0.5	<1.5	<1	<0.5	<50	<50	<50	<50
92494864	MW-37_20200910	MW-37	09/10/2020	<5	<0.5	<0.5	<0.5	<1	<0.5	<1	<0.5	<0.5	<0.5	<0.5	<0.5	<0.5	<2	<0.5	<2	<0.5	<0.5	<0.5	<1	<0.5	<0.5	<1.5	<1	<0.5	<100	<100	<100	<100
92501616	MW-37_20201021	MW-37	10/21/2020	<5	<0.5	<0.5	<0.5	<1	<0.5	<1	<0.5	<0.5	<0.5	<0.5	<0.5	<0.5	<2	<0.5	<2	<0.5	<0.5	<0.5	<1	<0.5	<0.5	<1.5	<1	<0.5	<100	<100	<100	<100
92508536	MW-37_20201130	MW-37	11/30/2020	**9.0**	<0.5	<0.5	<0.5	<1	<0.5	<1	<0.5	<0.5	<0.5	<0.5	<0.5	<0.5	<2	<0.5	<2	<0.5	<0.5	<0.5	<1	<0.5	<0.5	<1.5	<1	<0.5	<100	<100	<100	<100
92514598	MW-37_20210104	MW-37	01/04/2021	**9.7**	<0.5	<0.5	<0.5	<1	<0.5	<1	<0.5	<0.5	<0.5	<0.5	<0.5	<0.5	<2	<0.5	<2	<0.5	<0.5	<0.5	<1	<0.5	<0.5	<1.5	<1	<0.5	<100	<100	<100	<100
92495907	MW-38_20200916	MW-38	09/16/2020	<5	**3.4**	**0.74**	<0.5	<1	**4.3**	<1	<0.5	<0.5	<0.5	**2**	<0.5	<0.5	<2	**0.78**	<2	<0.5	<0.5	<0.5	<1	<0.5	<0.5	<1.5	<1	<0.5	<100	<100	<100	<100
92501960	MW-38_20201023	MW-38	10/23/2020	<5	**30.9**	<0.5	<0.5	<1	<0.5	<1	<0.5	<0.5	<0.5	**28.4**	**3.4**	<0.5	<2	**12.2**	<2	<0.5	<0.5	**70.3**	<1	<0.5	<0.5	**13.2**	**6.3**	**6.9**	**231**	<100	<100	**291**
92509560	MW-38_20201203	MW-38	12/03/2020	**22.4**	**125**	<0.5	<0.5	<1	<0.5	<1	<0.5	<0.5	<0.5	**50.4**	**14.1**	<0.5	<2	**19.0**	<2	<0.5	<0.5	**152**	<1	**3.9**	<0.5	**76.5**	**45.7**	**30.8**	**681**	**153**	<100	**885**
92509560	Dup-3-20201203	MW-38	12/03/2020	**24.6**	**134**	<0.5	<0.5	<1	<0.5	<1	<0.5	<0.5	<0.5	**51.8**	**14.6**	<0.5	<2	**19.3**	<2	<0.5	<0.5	**162**	<1	**4.2**	<0.5	**84**	**50.1**	**33.9**	**761**	**162**	<100	**969**
92515544	MW-38_20210107	MW-38	01/07/2021	**13.2**	**78.1**	<0.5	<0.5	<1	<0.5	<1	<0.5	<0.5	<0.5	**37.7**	**8.5**	<0.5	<2	**13.8**	<2	<0.5	<0.5	**79.5**	<1	**3.7**	<0.5	**54.6**	**34**	**20.6**	**389**	**107**	<100	**532**
92521237	MW-38_20210209	MW-38	02/09/2021	<5	**121**	<0.5	<0.5	<1	<0.5	<1	<0.5	<0.5	<0.5	**59.7**	**4.9**	<0.5	<2	**22.2**	<2	<0.5	<0.5	**39.1**	<1	**5.1**	<0.5	**79.8**	**47.8**	**32**	**443**	**135**	<100	**622**
92526977	MW-38_20210310	MW-38	03/10/2021	<5	**375**	<2	<2	<4	<2	<4	<2	<2	<2	**85.4**	**42.4**	<2	<8	**33.4**	**18.1**	<2	<2	**323**	<4	**29.8**	<2	**290**	**189**	**101**	**1,770**	**619**	<100	**2,490**
92526977	DUP-1-20210310	MW-38	03/10/2021	<5	**377**	<2	<2	<4	<2	<4	<2	<2	<2	**89.7**	**42.4**	<2	<8	**35.1**	<8	<2	<2	**327**	<4	**22.8**	<2	**300**	**195**	**105**	**1,570**	**464**	<100	**2,100**
92530256	MW-38_20210407	MW-38	04/07/2021	<5	**644**	<2.5	<2.5	<5	<2.5	<5	<2.5	<2.5	<2.5	**136**	**68.1**	<2.5	<10	**50.2**	**11.8**	<2.5	<2.5	**473**	<5	**46.9**	<2.5	**453**	**299**	**154**	**5,570**	**1,400**	**126**	**6,966**
92537489	MW-38_20210506	MW-38	05/06/2021	<5	**978**	<5	<5	<10	<5	<10	<5	<5	<5	**159**	**107**	<5	<20	**72.7**	**13.1J**	<5	<5	**743**	<10	**53**	<5	**713**	**463**	**250**	**8,950**	**2,100**	**198**	**11,000**
92542375	MW-38_20210603	MW-38	06/03/2021	<5	**1,320**	<5	<5	<10	<5	<10	<5	<5	<5	**230**	**147**	**4.4J**	<20	**87.8**	**16.5J**	<5	<5	**727**	<10	**75**	<5	**935**	**615**	**320**	**11,100**	**2,600**	**236**	**13,700**
92548168	MW-38_20210707	MW-38	07/07/2021	<5	**1,630**	<5	<5	<10	<5	<10	<5	<5	<5	**264**	**205**	**5.7J**	<20	**109**	**23.8**	**12.3**	<5	**780**	<10	**99.9**	**26**	**1,225**	**805**	**420**	**13,400**	**2,840**	**321**	**16,660**
92548168	DUP-1-20210707	MW-38	07/07/2021	<5	**1630**	<6.2	<6.2	<12.5	<6.2	<12.5	<6.2	<6.2	<6.2	**271**	**209**	**5.7J**	<25	**113**	**25.1**	**12.8**	<6.2	**795**	<12.5	**106**	**27.6**	**1,256**	**829**	**427**	**14,700**	**3,070**	**356**	**18,100**
92495906	MW-39_20200916	MW-39	09/16/2020	<5	**966**	<5	<5	<10	**13.9**	<10	<5	<5	<5	**83.3**	**124**	<5	<20	**10.8**	<20	<5	<5	**1,980**	<10	**61.1**	<5	**616**	**407**	**209**	**4,280**	**732**	**177**	**5,190**
92495100	MW-40_20200911	MW-40	09/11/2020	<5	<0.5	<0.5	<0.5	<1	<0.5	<1	<0.5	<0.5	<0.5	**3.2**	<0.5	<0.5	<2	**1.3**	<2	<0.5	<0.5	<0.5	<1	<0.5	<0.5	<1.5	<1	<0.5	<100	<100	<100	<100
92501343	MW-40_20201020	MW-40	10/20/2020	**9.1**	<0.5	<0.5	<0.5	<1	<0.5	<1	<0.5	<0.5	<0.5	<0.5	<0.5	<0.5	<2	<0.5	<2	<0.5	<0.5	<0.5	<1	<0.5	<0.5	<1.5	<1	<0.5	<100	<100	<100	<100
92508884	MW-40_20201201	MW-40	12/01/2020	**47.9**	**416**	<2.5	<2.5	<5	<2.5	<5	<2.5	<2.5	<2.5	**27.7**	**37.7**	<2.5	<10	**3.2**	<10	<2.5	<2.5	**829**	<5	**71.1**	<2.5	**617**	**404**	**213**	**2,770**	**1,070**	**323**	**4,070**
92515075	MW-40_20210106	MW-40	01/06/2021	**32.4**	**1,870**	<12.5	<12.5	<25	<12.5	<25	<12.5	<12.5	<12.5	**146**	**252**	<12.5	<50	**20**	**78.4**	<12.5	<12.5	**4,460**	<25	**355**	<12.5	**1,942**	**1,280**	**662**	**12,100**	**6,890**	**1,430**	**20,400**

Table 5
Summary of Monitoring Well Sampling Results

Colonial Pipeline Company
2020-L1-SR2448
Huntersville, North Carolina

Lab Report Number	Sample ID	Well ID	Sample Date	Metals (µg/L)	VOCs (µg/L)																							MADEP VPH (µg/L)			
				Lead	Benzene	Bromodichloromethane	n-Butylbenzene	Chloroethane	Chloroform	Chloromethane	2-Chlorotoluene	Dibromochloromethane	1,2-Dichloroethane	Diisopropyl ether	Ethylbenzene	Isopropylbenzene (Cumene)	Methylene Chloride	Methyl-tert-butyl ether	Naphthalene	n-Propylbenzene	Tetrachloroethene	Toluene	Trichlorofluoromethane	1,2,4-Trimethylbenzene	1,3,5-Trimethylbenzene	Xylene (Total)	m&p-Xylene	o-Xylene	C5 - C8 Aliphatics	C9 - C12 Aliphatics	C9 - C10 Aromatics	VPH (Total)
NCAC 2L Standards				**15**	**1**	**0.6**	**70**	**3000**	**70**	**3**	**100**	**0.4**	**0.4**	**70**	**600**	**70**	**5**	**20**	**6**	**70**	**0.7**	**600**	**2000**	**400**	**400**	**500**	**500**	**500**	**400**	**700**	**200**	**NE**
IMAC Standards				**--**	**--**	**--**	**--**	**--**	**--**	**--**	**--**	**--**	**--**	**--**	**--**	**--**	**--**	**--**	**--**	**--**	**--**	**--**	**--**	**--**	**--**	**--**	**--**	**--**	**--**	**--**	**--**	**--**
92495103	MW-41_20200911	MW-41	09/11/2020	<10	<0.5	<0.5	<0.5	<1	<0.5	<1	<0.5	<0.5	<0.5	**0.72**	<0.5	<0.5	<2	<0.5	<2	<0.5	<0.5	<0.5	<1	<0.5	<0.5	<1.5	<1	<0.5	<100	<100	<100	<100
92501960	MW-41_20201023	MW-41	10/23/2020	**18.2**	<0.5	<0.5	<0.5	<1	<0.5	<1	<0.5	<0.5	<0.5	**2.3**	<0.5	<0.5	<2	<0.5	<2	<0.5	<0.5	<0.5	<1	<0.5	<0.5	<1.5	<1	<0.5	<100	<100	<100	<100
92509560	MW-41_20201203	MW-41	12/03/2020	**13.6**	**5.3**	<0.5	<0.5	<1	<0.5	<1	<0.5	<0.5	<0.5	**1.6**	**0.68**	<0.5	<2	<0.5	<2	<0.5	<0.5	**8.5**	<1	<0.5	<0.5	**4.7**	**3.0**	**1.7**	<100	<100	<100	<100
92514898	MW-41_20210105	MW-41	01/05/2021	**70.9**	<0.5	<0.5	<0.5	<1	<0.5	<1	<0.5	<0.5	<0.5	<0.5	<0.5	<0.5	<2	<0.5	<2	<0.5	<0.5	<0.5	<1	<0.5	<0.5	<1.5	<1	<0.5	<100	<100	<100	<100
92521555	MW-41_20210210	MW-41	02/10/2021	<5	**16.1**	<0.5	<0.5	<1	<0.5	<1	<0.5	<0.5	<0.5	**5.4**	<0.5	<0.5	<2	**1.4**	<2	<0.5	<0.5	**0.81**	<1	**1**	<0.5	**11.7**	**7.2**	**4.5**	**119**	<100	<100	**175**
92527327	MW-41_20210311	MW-41	03/11/2021	<5	**64.3**	<0.5	<0.5	<1	<0.5	<1	<0.5	<0.5	<0.5	**12.6**	<0.5	<0.5	<2	**3.1**	<2	<0.5	<0.5	**4.4**	<1	**3.1**	<0.5	**32.8**	**16.1**	**16.7**	**343**	**66.3**	<50	**62.7**
92532417	MW-41_20210408	MW-41	04/08/2021	<5	**7.2**	<0.5	<0.5	<1	<0.5	<1	<0.5	<0.5	<0.5	**3.4**	<0.5	<0.5	<2	**0.76**	<2	<0.5	<0.5	<0.5	<1	<0.5	<0.5	**2.5**	**1.1**	**1.4**	<50	<50	<50	<50
92537784	MW-41_20210507	MW-41	05/07/2021	**4.6J**	**0.87**	<0.5	<0.5	<1	<0.5	<1	<0.5	<0.5	<0.5	**0.71**	<0.5	<0.5	<2	<0.5	**0.81J**	<0.5	<0.5	<0.5	<1	<0.5	<0.5	**0.44**	<1	**0.44J**	<50	<50	<50	<50
92542611	MW-41_20210604	MW-41	06/04/2021	<5	<0.5	<0.5	<0.5	<1	<0.5	<1	<0.5	<0.5	<0.5	<0.5	<0.5	<0.5	<2	<0.5	<2	<0.5	<0.5	<0.5	<1	<0.5	<0.5	<1.5	<1	<0.5	<50	<50	<50	<50
92548527	MW-41_20210708	MW-41	07/08/2021	**5.1**	<0.5	<0.5	<0.5	<1	<0.5	<1	<0.5	<0.5	<0.5	<0.5	<0.5	<0.5	<2	<0.5	<2	<0.5	<0.5	<0.5	<1	<0.5	<0.5	<1.5	<1	<0.5	<50	<50	<50	<50
92495626	MW-42_20200915	MW-42	09/15/2020	<5	**1.3**	**1.9**	<0.5	<1	**23.8**	<1	<0.5	<0.5	<0.5	<0.5	**2.4**	<0.5	<2	<0.5	<2	<0.5	<0.5	**10.8**	<1	**5.3**	**1.4**	**19.5**	**13.3**	**6.2**	<100	<100	<100	**150**
92500606	MW-42_20201007	MW-42	09/13/2020	<5	**0.78**	**0.7**	<0.5	<1	**23.9**	<1	<0.5	<0.5	<0.5	<0.5	**0.75**	<0.5	<2	<0.5	<2	<0.5	<0.5	**1.8**	<1	**1.3**	<0.5	**8.5**	**4.9**	**3.6**	<100	<100	<100	<100
92501344	MW-42_20201020	MW-42	10/20/2020	<5	<0.5	<0.5	<0.5	<1	**15.5**	<1	<0.5	<0.5	<0.5	<0.5	<0.5	<0.5	<2	<0.5	<2	<0.5	<0.5	<0.5	<1	<0.5	<0.5	<1.5	<1	<0.5	<100	<100	<100	<100
92509255	MW-42_20201202	MW-42	12/02/2020	<5	<0.5	<0.5	<0.5	<1	**10.6**	<1	<0.5	<0.5	<0.5	<0.5	<0.5	<0.5	<2	<0.5	<2	<0.5	<0.5	<0.5	<1	<0.5	<0.5	<1.5	<1	<0.5	<100	<100	<100	<100
92515387	MW-42_20210107	MW-42	01/07/2021	<5	<0.5	<0.5	<0.5	<1	**6.8**	<1	<0.5	<0.5	<0.5	<0.5	<0.5	<0.5	<2	<0.5	<2	<0.5	<0.5	<0.5	<1	<0.5	<0.5	<1.5	<1	<0.5	<100	<100	<100	<100
92522125	MW-42_20210212	MW-42	02/12/2021	<5	<0.5	<0.5	<0.5	<1	**5.3**	<1	<0.5	<0.5	<0.5	<0.5	**1.6**	<0.5	<2	<0.5	**4.4**	<0.5	<0.5	**3.3**	<1	**14.8**	**3.9**	**10.9**	**7.3**	**3.6**	<100	<100	**123**	**252**
92526617	MW-42_20210309	MW-42	03/09/2021	**5.0**	<0.5	<0.5	<0.5	<1	**6**	<1	<0.5	<0.5	<0.5	<0.5	<0.5	<0.5	<2	<0.5	<2	<0.5	<0.5	<0.5	<1	<0.5	<0.5	<1.5	<1	<0.5	<100	<100	<100	<100
92531227	MW-42_20210405	MW-42	04/05/2021	<5	<0.5	<0.5	<0.5	<1	**4**	<1	<0.5	<0.5	<0.5	<0.5	<0.5	<0.5	<2	<0.5	<2	<0.5	<0.5	<0.5	<1	<0.5	<0.5	<1.5	<1	<0.5	<50	<50	<50	<50
92536429	MW-42_20210503	MW-42	05/03/2021	<5	<0.5	<0.5	<0.5	<1	**3.7**	<1	<0.5	<0.5	<0.5	<0.5	<0.5	<0.5	<2	<0.5	**0.88J**	<0.5	<0.5	<0.5	<1	<0.5	<0.5	**1.13**	**0.74J**	**0.39J**	<50	<50	<50	<50
92541705	MW-42_20210601	MW-42	06/01/2021	<5	<0.5	<0.5	<0.5	<1	**3**	<1	<0.5	<0.5	<0.5	<0.5	<0.5	<0.5	<2	<0.5	<2	<0.5	<0.5	<0.5	<1	<0.5	<0.5	<1.5	<1	<0.5	<50	<50	<50	<50
92547901	MW-42_20210706	MW-42	07/06/2021	**5.3**	<0.5	<0.5	<0.5	<1	<0.5	<1	<0.5	<0.5	<0.5	<0.5	<0.5	<0.5	<2	<0.5	<2	<0.5	<0.5	<0.5	<1	<0.5	<0.5	<1.5	<1	<0.5	<50	<50	<50	<50
92495907	MW-43_20200916	MW-43	09/16/2020	<5	<0.5	**1.8**	<0.5	<1	**12.1**	<1	<0.5	<0.5	<0.5	<0.5	<0.5	<0.5	<2	<0.5	<2	<0.5	<0.5	**1.4**	<1	**0.58**	<0.5	**2.33**	**1.5**	**0.83**	<100	<100	<100	<100
92501960	MW-43_20201023	MW-43	10/23/2020	<5	<0.5	**0.51**	<0.5	<1	**5.8**	<1	<0.5	<0.5	<0.5	<0.5	<0.5	<0.5	<2	<0.5	<2	<0.5	<0.5	<0.5	<1	<0.5	<0.5	<1.5	<1	<0.5	<100	<100	<100	<100
92509250	MW-43_20201202	MW-43	12/02/2020	<5	<0.5	<0.5	<0.5	<1	**2.1**	<1	<0.5	<0.5	<0.5	<0.5	<0.5	<0.5	<2	<0.5	<2	<0.5	<0.5	<0.5	<1	<0.5	<0.5	<1.5	<1	<0.5	<100	<100	<100	<100
92514898	MW-43_20210105	MW-43	01/05/2021	<5	<0.5	<0.5	<0.5	<1	**1.2**	<1	<0.5	<0.5	<0.5	<0.5	<0.5	<0.5	<2	<0.5	<2	<0.5	<0.5	<0.5	<1	<0.5	<0.5	<1.5	<1	<0.5	<100	<100	<100	<100
92521237	MW-43_20210209	MW-43	02/09/2021	<5	<0.5	<0.5	<0.5	<1	**0.59**	<1	<0.5	<0.5	<0.5	<0.5	<0.5	<0.5	<2	<0.5	<2	<0.5	<0.5	<0.5	<1	<0.5	<0.5	<1.5	<1	<0.5	<100	<100	<100	<100
92527475	MW-43_20210312	MW-43	03/12/2021	<5	<0.5	<0.5	<0.5	<1	<0.5	<1	<0.5	<0.5	<0.5	<0.5	<0.5	<0.5	<2	<0.5	<2	<0.5	<0.5	<0.5	<1	<0.5	<0.5	<1.5	<1	<0.5	<50	<50	<50	<50
92532417	MW-43_20210408	MW-43	04/08/2021	<5	<0.5	<0.5	<0.5	<1	<0.5	<1	<0.5	<0.5	<0.5	<0.5	<0.5	<0.5	<2	<0.5	<2	<0.5	<0.5	<0.5	<1	<0.5	<0.5	<1.5	<1	<0.5	<50	<50	<50	<50
92537784	MW-43_20210507	MW-43	05/07/2021	**7.7**	<0.5	<0.5	<0.5	<1	<0.5	<1	<0.5	<0.5	<0.5	<0.5	<0.5	<0.5	<2	<0.5	<2	<0.5	<0.5	<0.5	**0.55J**	<0.5	<0.5	<1.5	<1	<0.5	<50	<50	<50	<50
92542375	MW-43_20210603	MW-43	06/03/2021	<5	<0.5	<0.5	<0.5	<1	<0.5	<1	<0.5	<0.5	<0.5	<0.5	<0.5	<0.5	<2	<0.5	<2	<0.5	<0.5	<0.5	**0.48J**	<0.5	<0.5	<1.5	<1	<0.5	<50	<50	<50	<50
92548527	MW-43_20210708	MW-43	07/08/2021	<5	<0.5	<0.5	<0.5	<1	<0.5	<1	<0.5	<0.5	<0.5	<0.5	<0.5	<0.5	<2	<0.5	<2	<0.5	<0.5	<0.5	**0.46J**	<0.5	<0.5	<1.5	<1	<0.5	<50	<50	<50	<50
92495627	MW-44_20200915	MW-44	09/15/2020	**34.6**	**11.2**	<0.5	<0.5	<1	**18.5**	<1	<0.5	<0.5	<0.5	<0.5	**8.4**	<0.5	<2	<0.5	**2.1**	**0.78**	<0.5	**77.1**	<1	**4.3**	**0.58**	**35**	**21.3**	**13.7**	**155**	<100	<100	**252**
92501345	MW-44_20201020	MW-44	10/20/2020	<5	**0.6**	<0.5	<0.5	<1	**1.2**	<1	<0.5	<0.5	<0.5	<0.5	**0.53**	<0.5	<2	<0.5	<2	<0.5	<0.5	**3**	<1	**0.77**	<0.5	**4.1**	**2.7**	**1.4**	<100	<100	<100	<100
92508886	MW-44_20201201	MW-44	12/02/2020	**8.9**	<0.5	<0.5	<0.5	<1	<0.5	<1	<0.5	<0.5	<0.5	<0.5	<0.5	<0.5	<2	<0.5	<2	<0.5	<0.5	**1.4**	<1	**0.55**	<0.5	**1.86**	**1.3**	**0.56**	<100	<100	<100	<100
92514892	MW-44_20210105	MW-44	01/05/2021	**54.4**	<0.5	<0.5	<0.5	<1	<0.5	<1	<0.5	<0.5	<0.5	<0.5	<0.5	<0.5	<2	<0.5	<2	<0.5	<0.5	<0.5	<1	<0.5	<0.5	<1.5	<1	<0.5	<100	<100	<100	<100
92522126	MW-44_20210212	MW-44	02/12/2021	**7.2**	<0.5	<0.5	<0.5	<1	<0.5	<1	<0.5	<0.5	<0.5	<0.5	<0.5	<0.5	<2	<0.5	<2	<0.5	<0.5	<0.5	<1	<0.5	<0.5	<1.5	<1	<0.5	<100	<100	<100	<100
92527474	MW-44_20210312	MW-44	03/12/2021	<5	<0.5	<0.5	<0.5	<1	<0.5	<1	<0.5	<0.5	<0.5	<0.5	<0.5	<0.5	<2	<0.5	<2	<0.5	<0.5	<0.5	<1	<0.5	<0.5	<1.5	<1	<0.5	<50	<50	<50	<50
92531580	MW-44_20210406	MW-44	04/06/2021	<5	<0.5	<0.5	<0.5	<1	<0.5	<1	<0.5	<0.5	<0.5	<0.5	<0.5	<0.5	<2	<0.5	<2	<0.5	<0.5	<0.5	<1	<0.5	<0.5	<1.5	<1	<0.5	<50	<50	<50	<50
92536726	MW-44_20210504	MW-44	05/04/2021	**18**	**2**	<0.5	<0.5	<1	<0.5	<1	<0.5	<0.5	<0.5	<0.5	<0.5	<0.5	<2	<0.5	<2	<0.5	<0.5	**3.1**	<1	<0.5	<0.5	<1.5	<1	<0.5	**63.8**	<50	<50	**67**
92541991	MW-44_20210602	MW-44	06/02/2021	**19.1**	**6.1**	<0.5	<0.5	<1	<0.5	<1	<0.5	<0.5	<0.5	<0.5	**0.44J**	<0.5	<2	<0.5	<2	<0.5	<0.5	**12.4**	<1	<0.5	<0.5	**2.14**	**1.8**	**0.34J**	**91.3**	<50	<50	**97.8**
92548169	MW-44_20210707	MW-44	07/07/2021	<5	**5.2**	<0.5	<0.5	<1	<0.5	<1	<0.5	<0.5	<0.5	<0.5	<0.5	<0.5	<2	<0.5	<2	<0.5	<0.5	**10.0**	<1	<0.5	<0.5	**2.13**	**1.7**	**0.43J**	**88.4**	<50	<50	**96.9**

Table 5
Summary of Monitoring Well Sampling Results

Colonial Pipeline Company
2020-L1-SR2448
Huntersville, North Carolina

Lab Report Number	Sample ID	Well ID	Sample Date	Metals (µg/L)	VOCs (µg/L)																								MADEP VPH (µg/L)			
				Lead	Benzene	Bromodichloromethane	n-Butylbenzene	Chloroethane	Chloroform	Chloromethane	2-Chlorotoluene	Dibromochloromethane	1,2-Dichloroethane	Diisopropyl ether	Ethylbenzene	Isopropylbenzene (Cumene)	Methylene Chloride	Methyl-tert-butyl ether	Naphthalene	n-Propylbenzene	Tetrachloroethene	Toluene	Trichlorofluoromethane	1,2,4-Trimethylbenzene	1,3,5-Trimethylbenzene	Xylene (Total)	m&p-Xylene	o-Xylene	C5 - C8 Aliphatics	C9 - C12 Aliphatics	C9 - C10 Aromatics	VPH (Total)
NCAC 2L Standards				**15**	**1**	**0.6**	**70**	**3000**	**70**	**3**	**100**	**0.4**	**0.4**	**70**	**600**	**70**	**5**	**20**	**6**	**70**	**0.7**	**600**	**2000**	**400**	**400**	**500**	**500**	**500**	**400**	**700**	**200**	**NE**
IMAC Standards				**--**	**--**	**--**	**--**	**--**	**--**	**--**	**--**	**--**	**--**	**--**	**--**	**--**	**--**	**--**	**--**	**--**	**--**	**--**	**--**	**--**	**--**	**--**	**--**	**--**	**--**	**--**	**--**	**--**
92495624	MW-45_20200915	MW-45	09/15/2020	<5	**2.8**	**1.4**	<0.5	<1	**20**	<1	<0.5	<0.5	<0.5	<0.5	**3.1**	<0.5	<2	<0.5	<2	<0.5	<0.5	**27.8**	<1	**4.5**	**1.1**	**26.1**	**17.7**	**8.4**	<100	<100	<100	**154**
92499587	MW-45_20201007	MW-45	10/07/2020	<5	**1**	**0.64**	<0.5	<1	**15.8**	<1	<0.5	<0.5	<0.5	<0.5	**0.88**	<0.5	<2	<0.5	<2	<0.5	<0.5	**6.2**	<1	**1.4**	<0.5	**10.4**	**6.7**	**3.7**	<100	<100	<100	<100
92501345	MW-45_20201020	MW-45	10/20/2020	**39.5**	<0.5	**0.58**	<0.5	<1	**11.7**	<1	<0.5	<0.5	<0.5	<0.5	<0.5	<0.5	<2	<0.5	<2	<0.5	<0.5	**0.91**	<1	<0.5	<0.5	**2.04**	**1.3**	**0.74**	<100	<100	<100	<100
92509251	MW-45_20201202	MW-45	12/02/2020	**12.6**	<0.5	<0.5	<0.5	<1	**5.9**	<1	<0.5	<0.5	<0.5	<0.5	<0.5	<0.5	<2	<0.5	<2	<0.5	<0.5	<0.5	<1	<0.5	<0.5	<1.5	<1	<0.5	<100	<100	<100	<100
92514892	MW-45_20210105	MW-45	01/05/2021	**12.8**	<0.5	<0.5	<0.5	<1	**4.6**	<1	<0.5	<0.5	<0.5	<0.5	<0.5	<0.5	<2	<0.5	<2	<0.5	<0.5	<0.5	<1	<0.5	<0.5	<1.5	<1	<0.5	<100	<100	<100	<100
92522126	MW-45_20210212	MW-45	02/12/2021	<5	<0.5	<0.5	<0.5	<1	**3.8**	<1	<0.5	<0.5	<0.5	<0.5	<0.5	<0.5	<2	<0.5	<2	<0.5	<0.5	<0.5	<1	<0.5	<0.5	<1.5	<1	<0.5	<100	<100	<100	<100
92522126	DUP-1-20210212	MW-45	02/12/2021	<5	<0.5	<0.5	<0.5	<1	**3.7**	<1	<0.5	<0.5	<0.5	<0.5	<0.5	<0.5	<2	<0.5	<2	<0.5	<0.5	<0.5	<1	<0.5	<0.5	<1.5	<1	<0.5	<100	<100	<100	<100
92527474	MW-45_20210312	MW-45	03/12/2021	**6.1**	<0.5	<0.5	<0.5	<1	**3.3**	<1	<0.5	<0.5	<0.5	<0.5	<0.5	<0.5	<2	<0.5	<2	<0.5	<0.5	<0.5	<1	<0.5	<0.5	<1.5	<1	<0.5	<50	<50	<50	<50
92531580	MW-45_20210406	MW-45	04/06/2021	<5	<0.5	<0.5	<0.5	<1	**2.1**	<1	<0.5	<0.5	<0.5	<0.5	<0.5	<0.5	<2	<0.5	<2	<0.5	<0.5	<0.5	<1	<0.5	<0.5	<1.5	<1	<0.5	<50	<50	<50	<50
92536726	MW-45_20210504	MW-45	05/04/2021	<5	<0.5	<0.5	<0.5	<1	**1.7**	<1	<0.5	<0.5	<0.5	<0.5	<0.5	<0.5	<2	<0.5	<2	<0.5	<0.5	<0.5	<1	<0.5	<0.5	<1.5	<1	<0.5	<50	<50	<50	<50
92541703	MW-45_20210601	MW-45	06/01/2021	<5	<0.5	<0.5	<0.5	<1	**1.1**	<1	<0.5	<0.5	<0.5	**0.39J**	<0.5	<0.5	<2	<0.5	**0.71J**	<0.5	<0.5	<0.5	<1	<0.5	<0.5	**1.08J**	**0.73J**	**0.35J**	<50	<50	<50	<50
92547899	MW-45_20210706	MW-45	07/06/2021	<5	<0.5	<0.5	<0.5	<1	**0.61**	<1	<0.5	<0.5	<0.5	**0.65**	<0.5	<0.5	<2	<0.5	<2	<0.5	<0.5	<0.5	<1	<0.5	<0.5	<1.5	<1	<0.5	<50	<50	<50	<50
92495627	MW-46_20200915	MW-46	09/15/2020	<5	**1.6**	**2.5**	<0.5	<1	**26.2**	<1	<0.5	**0.58**	<0.5	<0.5	**3.1**	<0.5	<2	<0.5	<2	<0.5	<0.5	**17.3**	<1	**3.7**	**0.83**	**22.1**	**15.5**	**6.6**	<100	<100	<100	**114**
92501345	MW-46_20201020	MW-46	10/20/2020	<5	<0.5	<0.5	<0.5	<1	**17.6**	<1	<0.5	<0.5	<0.5	<0.5	**0.52**	<0.5	<2	<0.5	<2	<0.5	<0.5	**1.2**	<1	**1.4**	<0.5	**4.9**	**3.6**	**1.3**	<100	<100	<100	<100
92509251	MW-46_20201202	MW-46	12/02/2020	<5	<0.5	<0.5	<0.5	<1	**10.9**	<1	<0.5	<0.5	<0.5	<0.5	<0.5	<0.5	<2	<0.5	<2	<0.5	<0.5	<0.5	<1	<0.5	<0.5	<1.5	<1	<0.5	<100	<100	<100	<100
92515216	MW-46_20210106	MW-46	01/06/2021	**13.3**	<0.5	<0.5	<0.5	<1	**5.2**	<1	<0.5	<0.5	<0.5	<0.5	<0.5	<0.5	<2	<0.5	<2	<0.5	<0.5	<0.5	<1	<0.5	<0.5	<1.5	<1	<0.5	<100	<100	<100	<100
92521851	MW-46_20210211	MW-46	02/11/2021	<5	**0.74**	<0.5	<0.5	<1	**2.4**	<1	<0.5	<0.5	<0.5	<0.5	<0.5	<0.5	<2	<0.5	<2	<0.5	<0.5	**0.7**	<1	<0.5	<0.5	**2.17**	**1.3**	**0.87**	<100	<100	<100	**118**
92531580	MW-46_20210406	MW-46	04/06/2021	<5	<0.5	<0.5	<0.5	<1	**1.6**	<1	<0.5	<0.5	<0.5	<0.5	<0.5	<0.5	<2	<0.5	<2	<0.5	<0.5	<0.5	<1	<0.5	<0.5	<1.5	<1	<0.5	<50	<50	<50	<50
92536428	MW-46_20210503	MW-46	05/03/2021	<5	<0.5	<0.5	<0.5	<1	**1.5**	<1	<0.5	<0.5	<0.5	<0.5	<0.5	<0.5	<2	<0.5	<2	<0.5	<0.5	<0.5	<1	<0.5	<0.5	<1.5	<1	<0.5	<50	<50	<50	<50
92541703	MW-46_20210601	MW-46	06/01/2021	<5	<0.5	<0.5	<0.5	<1	**1.8**	<1	<0.5	<0.5	<0.5	<0.5	<0.5	<0.5	<2	<0.5	<2	<0.5	<0.5	<0.5	<1	<0.5	<0.5	<1.5	<1	<0.5	<50	<50	<50	<50
92548169	MW-46_20210706	MW-46	07/06/2021	<5	<0.5	<0.5	<0.5	<1	**0.55**	<1	<0.5	<0.5	<0.5	<0.5	<0.5	<0.5	<2	<0.5	<2	<0.5	<0.5	<0.5	<1	<0.5	<0.5	<1.5	<1	<0.5	<50	<50	<50	<50
92495627	MW-47_20200915	MW-47	09/15/2020	**6.3**	<0.5	**2**	<0.5	<1	**16.5**	<1	<0.5	<0.5	<0.5	<0.5	**1.4**	<0.5	<2	<0.5	<2	<0.5	<0.5	**6.3**	<1	**1.5**	<0.5	**7.6**	**5.2**	**2.4**	<100	<100	<100	<100
92496397	MW-48_20200918	MW-48	09/18/2020	**9.6**	**1.2**	<0.5	<0.5	<1	<0.5	<1	<0.5	<0.5	<0.5	<0.5	<0.5	<0.5	<2	<0.5	<2	<0.5	<0.5	<0.5	<1	<0.5	<0.5	<1.5	<1	<0.5	<100	<100	<100	<100
92501860	MW-48_20201022	MW-48	10/22/2020	**19.8**	**40.4**	<0.5	<0.5	<1	<0.5	<1	<0.5	<0.5	<0.5	**19**	**4.1**	<0.5	<2	<0.5	<2	<0.5	<0.5	**63.3**	<1	**1.7**	<0.5	**19.9**	**12**	**7.9**	**1,270**	<100	<100	**1,300**
92501860	DUP-2-20201022	MW-48	10/22/2020	**27.4**	**37.1**	<0.5	<0.5	<1	<0.5	<1	<0.5	<0.5	<0.5	**17.2**	**3.6**	<0.5	<2	**5.8**	<2	<0.5	<0.5	**58.7**	<1	**1.5**	<0.5	**17.6**	**10.7**	**6.9**	**1,030**	<100	<100	**1,060**
92496817	MW-49_20200922	MW-49	09/22/2020	**5.5**	<0.5	**1**	<0.5	<1	**11.7**	<1	<0.5	<0.5	<0.5	<0.5	<0.5	<0.5	<2	<0.5	<2	<0.5	<0.5	**1.1**	<1	<0.5	<0.5	**2.7**	**1.6**	**1.1**	<100	<100	<100	<100
92499587	MW-49_20201007	MW-49	10/07/2020	<5	**0.61**	<0.5	<0.5	<1	**2.2**	<1	<0.5	<0.5	<0.5	<0.5	<0.5	<0.5	<2	<0.5	<2	<0.5	<0.5	<0.5	<1	<0.5	<0.5	<1.5	<1	<0.5	<100	<100	<100	<100
92501345	MW-49_20201020	MW-49	10/20/2020	**34.4**	<0.5	<0.5	<0.5	<1	**1.6**	<1	<0.5	<0.5	<0.5	**0.65**	<0.5	<0.5	<2	<0.5	<2	<0.5	<0.5	<0.5	<1	<0.5	<0.5	<1.5	<1	<0.5	<100	<100	<100	<100
92509251	MW-49_20201202	MW-49	12/02/2020	**16.2**	<0.5	<0.5	<0.5	<1	<0.5	<1	<0.5	<0.5	<0.5	**3.4**	<0.5	<0.5	<2	**1.4**	<2	<0.5	<0.5	<0.5	<1	<0.5	<0.5	<1.5	<1	<0.5	<100	<100	<100	<100
92515548	MW-49_20210107	MW-49	01/07/2021	**31**	<0.5	<0.5	<0.5	<1	<0.5	<1	<0.5	<0.5	<0.5	**7**	<0.5	<0.5	<2	**2.9**	<2	<0.5	<0.5	<0.5	<1	<0.5	<0.5	<1.5	<1	<0.5	<100	<100	<100	<100
92522126	MW-49_20210212	MW-49	02/12/2021	<5	<0.5	<0.5	<0.5	<1	<0.5	<1	<0.5	<0.5	<0.5	**8.3**	<0.5	<0.5	<2	**4.1**	<2	<0.5	<0.5	<0.5	<1	<0.5	<0.5	<1.5	<1	<0.5	<100	<100	<100	<100
92527474	MW-49_20210312	MW-49	03/12/2021	**20.2**	<0.5	<0.5	<0.5	<1	<0.5	<1	<0.5	<0.5	<0.5	**3.4**	<0.5	<0.5	<2	**1.5**	<2	<0.5	<0.5	<0.5	<1	<0.5	<0.5	<1.5	<1	<0.5	<50	<50	<50	<50
92531580	MW-49_20210406	MW-49	04/06/2021	<5	<0.5	<0.5	<0.5	<1	<0.5	<1	<0.5	<0.5	<0.5	**1.3**	<0.5	<0.5	<2	**0.58**	<2	<0.5	<0.5	<0.5	<1	<0.5	<0.5	<1.5	<1	<0.5	<50	<50	<50	<50
92536726	MW-49_20210504	MW-49	05/04/2021	<5	<0.5	<0.5	<0.5	<1	**0.69**	<1	<0.5	<0.5	<0.5	**0.99**	<0.5	<0.5	<2	<0.5	<2	<0.5	<0.5	<0.5	<1	<0.5	<0.5	<1.5	<1	<0.5	<50	<50	<50	<50
92541991	MW-49_20210602	MW-49	06/02/2021	<5	<0.5	<0.5	<0.5	<1	**0.66**	<1	<0.5	<0.5	<0.5	<0.5	<0.5	<0.5	<2	<0.5	<2	<0.5	<0.5	<0.5	<1	<0.5	<0.5	<1.5	<1	<0.5	<50	<50	<50	<50
92547899	MW-49_20210706	MW-49	07/06/2021	<5	<0.5	<0.5	<0.5	<1	**0.44J**	<1	<0.5	<0.5	<0.5	<0.5	<0.5	<0.5	<2	<0.5	<2	<0.5	<0.5	<0.5	<1	<0.5	<0.5	<1.5	<1	<0.5	<50	<50	<50	<50

Table 5
Summary of Monitoring Well Sampling Results

Colonial Pipeline Company
2020-L1-SR2448
Huntersville, North Carolina

Lab Report Number	Sample ID	Well ID	Sample Date	Metals (µg/L)	VOCs (µg/L)																							MADEP VPH (µg/L)			
				Lead	Benzene	Bromodichloromethane	n-Butylbenzene	Chloroethane	Chloroform	Chloromethane	2-Chlorotoluene	Dibromochloromethane	1,2-Dichloroethane	Diisopropyl ether	Ethylbenzene	Isopropylbenzene (Cumene)	Methylene Chloride	Methyl-tert-butyl ether	Naphthalene	n-Propylbenzene	Tetrachloroethene	Toluene	Trichlorofluoromethane	1,2,4-Trimethylbenzene	1,3,5-Trimethylbenzene	Xylene (Total)	m&p-Xylene	o-Xylene	C5 - C8 Aliphatics	C9 - C12 Aliphatics	C9 - C10 Aromatics	VPH (Total)
NCAC 2L Standards				**15**	**1**	**0.6**	**70**	**3000**	**70**	**3**	**100**	**0.4**	**0.4**	**70**	**600**	**70**	**5**	**20**	**6**	**70**	**0.7**	**600**	**2000**	**400**	**400**	**500**	**500**	**500**	**400**	**700**	**200**	**NE**
IMAC Standards				**--**	**--**	**--**	**--**	**--**	**--**	**--**	**--**	**--**	**--**	**--**	**--**	**--**	**--**	**--**	**--**	**--**	**--**	**--**	**--**	**--**	**--**	**--**	**--**	**--**	**--**	**--**	**--**	**--**
92497017	MW-50_20200922	MW-50	09/22/2020	**6.7**	**205**	<2	<2	<4	**5.9**	<4	<2	<2	<2	**37.2**	**20.2**	<2	<8	**24.3**	<8	<2	<2	**375**	<4	**11**	<2	**131.5**	**77.3**	**54.2**	**1,570**	**284**	<100	**1,930**
92501345	MW-50_20201020	MW-50	10/20/2020	**19.2**	**1,370**	<6.2	<6.2	<12.5	<6.2	<12.5	<6.2	<6.2	<6.2	**208**	**144**	<6.2	**35.8**	**138**	<25	<6.2	<6.2	**1,980**	<12.5	**89.2**	<6.2	**947**	**611**	**336**	**7,750**	**1,990**	**398**	**10,100**
92509251	MW-50_20201202	MW-50	12/02/2020	<5	**3,730**	<10	<10	<20	<10	<20	<10	<10	<10	**482**	**406**	**10.3**	<40	**287**	**68.3**	<10	<10	**3,760**	<20	**270**	<10	**2,912**	**1,950**	**962**	**18,700**	**5,620**	**934**	**6,550**
92515216	MW-50_20210106	MW-50	01/06/2021	**18.2**	**4,670**	<25	<25	<50	<25	<50	<25	<25	<25	**587**	**552**	<25	<100	**392**	**111**	<25	<25	**6,590**	<50	**450**	<25	**3,690**	**2,460**	**1,230**	**25,900**	**8,140**	**1,210**	**35,300**
92522126	MW-50_20210212	MW-50	02/12/2021	<5	**996**	<5	<5	<10	<5	<10	<5	<5	<5	**161**	**37.5**	<5	<20	**116**	**54**	<5	<5	**467**	<10	**127**	<5	**1,080**	**713**	**367**	**5,030**	**2,420**	<1000	**8,160**
92527474	MW-50_20210312	MW-50	03/12/2021	**5.8**	**844**	<2.5	<2.5	<5	<2.5	<5	<2.5	<2.5	<2.5	**113**	**43**	**2.7**	<10	**59.6**	**45.8**	<2.5	<2.5	**647**	<5	**125**	<2.5	**1,149**	**750**	**399**	**7,570**	**2,460**	**339**	**2,120**
92531580	MW-50_20210406	MW-50	04/06/2021	<5	**701**	<2.5	<2.5	<5	<2.5	<5	<2.5	<2.5	<2.5	**114**	**4.0**	<2.5	<10	**46.9**	**14.1**	<2.5	<2.5	**290**	<5	**89.2**	<2.5	**885**	**563**	**322**	**6,130**	**2,170**	**263**	**8,303**
92536428	MW-50_20210503	MW-50	05/03/2021	<5	**1,250**	<5	<5	<10	<5	<10	<5	<5	<5	**137**	**57.1**	<5	**44.2**	**38.1**	**32**	<5	<5	**1,310**	<10	**171**	<5	**1,536**	**1,010**	**526**	**13,500**	**4,060**	**491**	**17,500**
92541703	MW-50_20210601	MW-50	06/01/2021	<5	**349**	<2	<2	<4	<2	<4	<2	<2	<2	**36.3**	**12.6**	<2	<8	**11.4**	**22**	<2	<2	**385**	<4	**103**	<2	**881**	**568**	**313**	**4,590**	**2,200**	**327**	**6,800**
92547899	MW-50_20210706	MW-50	07/06/2021	<5	**343**	<2	<2	<4	<2	<4	<2	<2	<2	**18.8**	**31.5**	**5.1**	<8	**4.6**	**27.5**	**8.0**	<2	**286**	<4	**126**	**32.5**	**1043**	**662**	**381**	**5,210**	**2,550**	**421**	**8,180**
92496817	MW-51_20200922	MW-51	09/22/2020	<5	**1.4**	**3.8**	<0.5	<1	**26.1**	<1	<0.5	**1.3**	<0.5	<0.5	**0.84**	<0.5	<2	<0.5	<2	<0.5	<0.5	**6.9**	<1	**0.78**	<0.5	**9.3**	**3.6**	**5.7**	<100	<100	<100	<100
92499587	MW-51_20201007	MW-51	10/07/2020	<5	**1.4**	**1.6**	<0.5	<1	**19.3**	<1	<0.5	<0.5	<0.5	<0.5	**0.71**	<0.5	<2	<0.5	<2	<0.5	<0.5	**4.2**	<1	**0.6**	<0.5	**4.5**	**2.5**	**2**	<100	<100	<100	<100
92499587	Dup-1-20201007	MW-51	10/07/2020	<5	**1.6**	**1.6**	<0.5	<1	**19.2**	<1	<0.5	<0.5	<0.5	<0.5	**0.72**	<0.5	<2	<0.5	<2	<0.5	<0.5	**4.8**	<1	**0.7**	<0.5	**4.8**	**2.6**	**2.2**	<100	<100	<100	<100
92501615	MW-51_20201021	MW-51	10/21/2020	**5.1**	**0.52**	**0.95**	<0.5	<1	**13.4**	<1	<0.5	<0.5	<0.5	<0.5	<0.5	<0.5	<2	<0.5	<2	<0.5	<0.5	<0.5	<1	<0.5	<0.5	<1.5	<1	<0.5	<100	<100	<100	<100
92501615	DUP-1-20201021	MW-51	10/21/2020	<5	**0.5**	**0.92**	<0.5	<1	**13**	<1	<0.5	<0.5	<0.5	<0.5	<0.5	<0.5	<2	<0.5	<2	<0.5	<0.5	<0.5	<1	<0.5	<0.5	<1.5	<1	<0.5	<100	<100	<100	<100
92509251	MW-51_20201202	MW-51	12/02/2020	<5	<0.5	**0.55**	<0.5	<1	**6.5**	<1	<0.5	<0.5	<0.5	<0.5	<0.5	<0.5	<2	<0.5	<2	<0.5	<0.5	<0.5	<1	<0.5	<0.5	<1.5	<1	<0.5	<100	<100	<100	<100
92514892	MW-51_20210105	MW-51	01/05/2021	**141**	<0.5	<0.5	<0.5	<1	**5.3**	<1	<0.5	<0.5	<0.5	<0.5	<0.5	<0.5	<2	<0.5	<2	<0.5	<0.5	<0.5	<1	<0.5	<0.5	<1.5	<1	<0.5	<100	<100	<100	<100
92522126	MW-51_20210212	MW-51	02/12/2021	<5	<0.5	<0.5	<0.5	<1	**2.6**	<1	<0.5	<0.5	<0.5	<0.5	<0.5	<0.5	<2	<0.5	<2	<0.5	<0.5	<0.5	<1	<0.5	<0.5	<1.5	<1	<0.5	<100	<100	<100	<100
92527474	MW-51_20210312	MW-51	03/12/2021	<5	<0.5	<0.5	<0.5	<1	**2.3**	<1	<0.5	<0.5	<0.5	<0.5	<0.5	<0.5	<2	<0.5	<2	<0.5	<0.5	<0.5	<1	<0.5	<0.5	<1.5	<1	<0.5	<50	<50	<50	<50
92531580	MW-51_20210406	MW-51	04/06/2021	<5	<0.5	<0.5	<0.5	<1	**1.6**	<1	<0.5	<0.5	<0.5	<0.5	<0.5	<0.5	<2	<0.5	<2	<0.5	<0.5	<0.5	<1	<0.5	<0.5	<1.5	<1	<0.5	<50	<50	<50	<50
92536726	MW-51_20210504	MW-51	05/04/2021	<5	<0.5	<0.5	<0.5	<1	**1.5**	<1	<0.5	<0.5	<0.5	<0.5	<0.5	<0.5	<2	<0.5	<2	<0.5	<0.5	<0.5	<1	<0.5	<0.5	<1.5	<1	<0.5	<50	<50	<50	<50
92541703	MW-51_20210601	MW-51	06/01/2021	<5	<0.5	<0.5	<0.5	<1	**1.1**	<1	<0.5	<0.5	<0.5	<0.5	<0.5	<0.5	<2	<0.5	<2	<0.5	<0.5	<0.5	<1	<0.5	<0.5	<1.5	<1	<0.5	<50	<50	<50	<50
92547899	MW-51_20210706	MW-51	07/06/2021	<5	<0.5	<0.5	<0.5	<1	**0.90**	<1	<0.5	<0.5	<0.5	<0.5	<0.5	<0.5	<2	<0.5	<2	<0.5	<0.5	<0.5	<1	<0.5	<0.5	<1.5	<1	<0.5	<50	<50	<50	<50
92497774	MW-52_20200928	MW-52	09/28/2020	**20.3**	**8.9**	**0.76**	<0.5	<1	**6.3**	<1	<0.5	<0.5	<0.5	**5.7**	**1**	<0.5	<2	**1.6**	<2	<0.5	<0.5	**19.9**	<1	<0.5	<0.5	**4.3**	**2.7**	**1.6**	<100	<100	<100	**171**
92501960	MW-52_20201023	MW-52	10/23/2020	<5	**31**	<0.5	<0.5	<1	**1.8**	<1	<0.5	<0.5	<0.5	**26.7**	**3.5**	<0.5	<2	**7.3**	<2	<0.5	<0.5	**80.2**	<1	**0.59**	<0.5	**13.2**	**7.2**	**6**	**281**	<100	<100	**341**
92508881	MW-52_20201201	MW-52	12/01/2020	**16.4**	**40.5**	<0.5	<0.5	<1	**0.53**	<1	<0.5	<0.5	<0.5	**33.3**	**4.6**	<0.5	<2	**8.8**	<2	<0.5	<0.5	**69.6**	<1	**1.2**	<0.5	**22.6**	**12.7**	**9.9**	**296**	<100	<100	**365**
92514898	MW-52_20210105	MW-52	01/05/2021	**14.1**	**142**	<1	<1	<2	<1	<2	<1	<1	<1	**50.3**	**12.8**	<1	<4	**13.2**	<4	<1	<1	**233**	<2	**7.1**	<1	**79.8**	**50.2**	**29.6**	**899**	**204**	<100	**1,150**
92521871	MW-52_20210211	MW-52	02/11/2021	<5	**33.2**	<0.5	<0.5	<1	**0.59**	<1	<0.5	<0.5	<0.5	**29.8**	<0.5	<0.5	<2	**7.7**	<2	<0.5	<0.5	**2.9**	<1	**1.7**	<0.5	**17.2**	**8.3**	**8.9**	**227**	<100	<100	**293**
92527327	MW-52_20210311	MW-52	03/11/2021	<5	**192**	<0.5	<0.5	<1	<0.5	<1	<0.5	<0.5	<0.5	**55.8**	**1.9**	**0.55**	<2	**13.7**	<2	<0.5	<0.5	**36.8**	<1	**11.1**	<0.5	**108.8**	**64.8**	**44**	**1,240**	**222**	<50	**200**
92530256	MW-52_20210407	MW-52	04/07/2021	<5	**17.3**	<0.5	<0.5	<1	**2.7**	<1	<0.5	<0.5	<0.5	**20**	<0.5	<0.5	<2	**4.4**	<2	<0.5	<0.5	**3.5**	<1	<0.5	<0.5	**2.9**	**1.3**	**1.6**	**948**	<50	<50	**948**
92537784	MW-52_20210507	MW-52	05/07/2021	<5	**144**	<0.5	<0.5	<1	**1.2**	<1	<0.5	<0.5	<0.5	**26.7**	<0.5	**0.43J**	<2	**3.5**	**0.88J**	<0.5	<0.5	**23.1**	<1	**3.1**	<0.5	**52.6**	**20.4**	**32.2**	**1,090**	**133**	<50	**1,230**
92542375	MW-52_20210603	MW-52	06/03/2021	<5	**68.4**	<0.5	<0.5	<1	**2.4**	<1	<0.5	<0.5	<0.5	**14.2**	<0.5	<0.5	<2	<0.5	<2	<0.5	<0.5	**7.6**	<1	**1.6**	<0.5	**20.3**	**6.4**	**13.9**	**503**	<50	<50	**553**
92548787	MW-52_20210709	MW-52	07/09/2021	<5	**197**	<0.5	<0.5	<1	**0.92**	<1	<0.5	<0.5	<0.5	**35.7**	**0.42J**	**0.57**	<2	**5.3**	**2.5**	**0.37J**	<0.5	**8.0**	<1	**3.1**	**1.3**	**29.8**	**9.6**	**20.2**	**1,220**	**71.6**	<50	**1,310**

Table 5
Summary of Monitoring Well Sampling Results

Colonial Pipeline Company
2020-L1-SR2448
Huntersville, North Carolina

Lab Report Number	Sample ID	Well ID	Sample Date	Metals (µg/L)	VOCs (µg/L)																								MADEP VPH (µg/L)			
				Lead	Benzene	Bromodichloromethane	n-Butylbenzene	Chloroethane	Chloroform	Chloromethane	2-Chlorotoluene	Dibromochloromethane	1,2-Dichloroethane	Diisopropyl ether	Ethylbenzene	Isopropylbenzene (Cumene)	Methylene Chloride	Methyl-tert-butyl ether	Naphthalene	n-Propylbenzene	Tetrachloroethene	Toluene	Trichlorofluoromethane	1,2,4-Trimethylbenzene	1,3,5-Trimethylbenzene	Xylene (Total)	m&p-Xylene	o-Xylene	C5 - C8 Aliphatics	C9 - C12 Aliphatics	C9 - C10 Aromatics	VPH (Total)
NCAC 2L Standards				**15**	**1**	**0.6**	**70**	**3000**	**70**	**3**	**100**	**0.4**	**0.4**	**70**	**600**	**70**	**5**	**20**	**6**	**70**	**0.7**	**600**	**2000**	**400**	**400**	**500**	**500**	**500**	**400**	**700**	**200**	**NE**
IMAC Standards				**--**	**--**	**--**	**--**	**--**	**--**	**--**	**--**	**--**	**--**	**--**	**--**	**--**	**--**	**--**	**--**	**--**	**--**	**--**	**--**	**--**	**--**	**--**	**--**	**--**	**--**	**--**	**--**	**--**
92499057	MW-53_20201006	MW-53	10/06/2020	**37.6**	<0.5	**2**	<0.5	<1	**22.9**	<1	<0.5	<0.5	<0.5	<0.5	<0.5	<0.5	<2	<0.5	<2	<0.5	<0.5	**0.72**	<1	<0.5	<0.5	<1.5	<1	<0.5	<100	<100	<100	<100
92501860	MW-53_20201022	MW-53	10/22/2020	<5	<0.5	<0.5	<0.5	<1	**6.4**	<1	<0.5	<0.5	<0.5	<0.5	<0.5	<0.5	<2	<0.5	<2	<0.5	<0.5	<0.5	<1	<0.5	<0.5	<1.5	<1	<0.5	<100	<100	<100	<100
92509560	MW-53_20201203	MW-53	12/03/2020	**23.6**	<0.5	<0.5	<0.5	<1	**2.9**	<1	<0.5	<0.5	<0.5	<0.5	<0.5	<0.5	<2	<0.5	<2	<0.5	<0.5	<0.5	<1	<0.5	<0.5	<1.5	<1	<0.5	<100	<100	<100	<100
92509560	Dup-1-20201203	MW-53	12/03/2020	**32.9**	<0.5	<0.5	<0.5	<1	**2.8**	<1	<0.5	<0.5	<0.5	<0.5	<0.5	<0.5	<2	<0.5	<2	<0.5	<0.5	<0.5	<1	<0.5	<0.5	<1.5	<1	<0.5	<100	<100	<100	<100
92515544	MW-53_20210107	MW-53	01/07/2021	**123**	<0.5	<0.5	<0.5	<1	**0.97**	<1	<0.5	<0.5	<0.5	<0.5	<0.5	<0.5	<2	<0.5	<2	<0.5	<0.5	<0.5	<1	<0.5	<0.5	<1.5	<1	<0.5	<100	<100	<100	<100
92521555	MW-53_20210210	MW-53	02/10/2021	<5	<0.5	<0.5	<0.5	<1	**0.61**	<1	<0.5	<0.5	<0.5	<0.5	<0.5	<0.5	<2	<0.5	<2	<0.5	<0.5	<0.5	<1	<0.5	<0.5	<1.5	<1	<0.5	<100	<100	<100	<100
92526977	MW-53_20210310	MW-53	03/10/2021	<5	<0.5	<0.5	<0.5	<1	**0.60**	<1	<0.5	<0.5	<0.5	<0.5	<0.5	<0.5	<2	<0.5	<2	<0.5	<0.5	<0.5	<1	<0.5	<0.5	<1.5	<1	<0.5	**1,330**	**440**	<100	**1,860**
92532417	MW-53_20210408	MW-53	04/08/2021	<5	<0.5	<0.5	<0.5	<1	<0.5	<1	<0.5	<0.5	<0.5	<0.5	<0.5	<0.5	<2	<0.5	<2	<0.5	<0.5	<0.5	<1	<0.5	<0.5	<1.5	<1	<0.5	<50	<50	<50	<50
92537489	MW-53_20210506	MW-53	05/06/2021	<5	<0.5	<0.5	<0.5	<1	**0.42J**	<1	<0.5	<0.5	<0.5	<0.5	<0.5	<0.5	<2	<0.5	<2	<0.5	<0.5	<0.5	<1	<0.5	<0.5	<1.5	<1	<0.5	<50	<50	<50	<50
92537489	DUP-1-20210506	MW-53	05/06/2021	<5	<0.5	<0.5	<0.5	<1	**0.43J**	<1	<0.5	<0.5	<0.5	<0.5	<0.5	<0.5	<2	<0.5	<2	<0.5	<0.5	<0.5	<1	<0.5	<0.5	<1.5	<1	<0.5	<50	<50	<50	<50
92542611	MW-53_20210604	MW-53	06/04/2021	<5	**10.7**	<0.5	<0.5	<1	**0.44J**	<1	<0.5	<0.5	<0.5	<0.5	**0.66**	<0.5	<2	<0.5	<2	<0.5	<0.5	**50.2**	<1	**1.4**	<0.5	**35.8**	**22.1**	**13.7**	**330**	**100**	<50	**430**
92548527	MW-53_20210708	MW-53	07/08/2021	<5	<0.5	<0.5	<0.5	<1	<0.5	<1	<0.5	<0.5	<0.5	<0.5	<0.5	<0.5	<2	<0.5	<2	<0.5	<0.5	<0.5	<1	<0.5	<0.5	<1.5	<1	<0.5	<50	<50	<50	<50
92499057	MW-54_20201006	MW-54	10/06/2020	**8.2**	<0.5	**3**	<0.5	<1	**28.2**	<1	<0.5	**0.75**	<0.5	<0.5	<0.5	<0.5	<2	<0.5	<2	<0.5	<0.5	<0.5	<1	<0.5	<0.5	<1.5	<1	<0.5	<100	<100	<100	<100
92501860	MW-54_20201022	MW-54	10/22/2020	<5	<0.5	**0.65**	<0.5	<1	**9.4**	<1	<0.5	<0.5	<0.5	<0.5	<0.5	<0.5	<2	<0.5	<2	<0.5	<0.5	<0.5	<1	<0.5	<0.5	<1.5	<1	<0.5	<100	<100	<100	<100
92509560	MW-54_20201203	MW-54	12/03/2020	**18.6**	<0.5	<0.5	<0.5	<1	**2.4**	<1	<0.5	<0.5	<0.5	<0.5	<0.5	<0.5	<2	<0.5	<2	<0.5	<0.5	<0.5	<1	<0.5	<0.5	<1.5	<1	<0.5	<100	<100	<100	<100
92509560	Dup-2-20201203	MW-54	12/03/2020	**14.7**	<0.5	<0.5	<0.5	<1	**2.9**	<1	<0.5	<0.5	<0.5	<0.5	<0.5	<0.5	<2	<0.5	<2	<0.5	<0.5	<0.5	<1	<0.5	<0.5	<1.5	<1	<0.5	<100	<100	<100	<100
92515544	MW-54_20210107	MW-54	01/07/2021	**29.1**	<0.5	<0.5	<0.5	<1	**1.5**	<1	<0.5	<0.5	<0.5	<0.5	<0.5	<0.5	<2	<0.5	<2	<0.5	<0.5	<0.5	<1	<0.5	<0.5	<1.5	<1	<0.5	<100	<100	<100	<100
92521555	MW-54_20210210	MW-54	02/10/2021	<5	<0.5	<0.5	<0.5	<1	**2.6**	<1	<0.5	<0.5	<0.5	<0.5	<0.5	<0.5	<2	<0.5	<2	<0.5	<0.5	<0.5	<1	<0.5	<0.5	<1.5	<1	<0.5	<100	<100	<100	<100
92527327	MW-54_20210311	MW-54	03/11/2021	<5	<0.5	<0.5	<0.5	<1	**1.9**	<1	<0.5	<0.5	<0.5	<0.5	<0.5	<0.5	<2	<0.5	<2	<0.5	<0.5	<0.5	<1	<0.5	<0.5	<1.5	<1	<0.5	<50	<50	<50	<50
92530256	MW-54_20210407	MW-54	04/07/2021	<5	**218**	<2.5	<2.5	<5	<2.5	<5	<2.5	<2.5	<2.5	**22**	**30.6**	<2.5	<10	<2.5	<10	<2.5	<2.5	**636**	<5	**18.4**	<2.5	**230.1**	**145**	**85.1**	**3,530**	**644**	<50	**4,126**
92537489	MW-54_20210506	MW-54	05/06/2021	<5	**521**	<2.5	<2.5	<5	<2.5	<5	<2.5	<2.5	<2.5	**96.5**	**6.9**	<2.5	<10	<2.5	**7.9J**	<2.5	<2.5	**999**	<5	**39.4**	<2.5	**595**	**380**	**215**	**7,880**	**1,500**	**140**	**9,380**
92542611	MW-54_20210604	MW-54	06/04/2021	<5	**551**	<5	<5	<10	<5	<10	<5	<5	<5	**89.8**	**25.2**	<5	<20	<5	**8.1J**	<5	<5	**1200**	<10	**44**	<5	**751**	**461**	**290**	**8,480**	**1,680**	**164**	**10,200**
92499057	MW-55_20201006	MW-55	10/06/2020	<5	**99.7**	**0.92**	<0.5	<1	**6.9**	<1	<0.5	<0.5	<0.5	**48**	**6**	<0.5	<2	**19.6**	<2	<0.5	<0.5	**154**	<1	**1.8**	<0.5	**44.9**	**24.5**	**20.4**	**455**	<100	<100	**566**
92499057	DUP-01-20201006	MW-55	10/06/2020	<5	**102**	**0.91**	<0.5	<1	**6.8**	<1	<0.5	<0.5	<0.5	**48.9**	**6.1**	<0.5	<2	**19.7**	<2	<0.5	<0.5	**157**	<1	**1.9**	<0.5	**46.2**	**25.2**	**21**	**496**	<100	<100	**614**
92501960	MW-55_20201023	MW-55	10/23/2020	<5	**900**	<12.5	<12.5	<25	<12.5	<25	<12.5	<12.5	<12.5	**144**	**457**	**26.5**	<50	<12.5	**85.7**	<12.5	<12.5	**3,590**	<25	**626**	<12.5	**2,730**	**1,870**	**860**	**13,000**	**4,580**	**1,720**	**6,300**
92499057	MW-56_20201006	MW-56	10/06/2020	<5	<0.5	<0.5	<0.5	<1	<0.5	<1	<0.5	<0.5	<0.5	<0.5	<0.5	<0.5	<2	<0.5	<2	<0.5	<0.5	**1.1**	<1	<0.5	<0.5	<1.5	<1	<0.5	<100	<100	<100	<100
92501860	MW-56_20201022	MW-56	10/22/2020	<5	<0.5	<0.5	<0.5	<1	<0.5	<1	<0.5	<0.5	<0.5	<0.5	<0.5	<0.5	<2	<0.5	<2	<0.5	<0.5	<0.5	<1	<0.5	<0.5	<1.5	<1	<0.5	<100	<100	<100	<100
92509560	MW-56_20201203	MW-56	12/03/2020	**8.4**	<0.5	<0.5	<0.5	<1	<0.5	<1	<0.5	<0.5	<0.5	<0.5	<0.5	<0.5	<2	<0.5	<2	<0.5	<0.5	<0.5	<1	<0.5	<0.5	<1.5	<1	<0.5	<100	<100	<100	<100
92515544	MW-56_20210107	MW-56	01/07/2021	**8**	<0.5	<0.5	<0.5	<1	<0.5	<1	<0.5	<0.5	<0.5	<0.5	<0.5	<0.5	<2	<0.5	<2	<0.5	<0.5	<0.5	<1	<0.5	<0.5	<1.5	<1	<0.5	<100	<100	<100	<100
92520901	MW-56_20210208	MW-56	02/08/2021	<5	<0.5	<0.5	<0.5	<1	<0.5	<1	<0.5	<0.5	<0.5	<0.5	<0.5	<0.5	<2	<0.5	<2	<0.5	<0.5	<0.5	<1	<0.5	<0.5	<1.5	<1	<0.5	<100	<100	<100	<100
92526618	MW-56_20210309	MW-56	03/09/2021	<5	<0.5	<0.5	<0.5	<1	<0.5	<1	<0.5	<0.5	<0.5	<0.5	<0.5	<0.5	<2	<0.5	<2	<0.5	<0.5	<0.5	<1	<0.5	<0.5	<1.5	<1	<0.5	<100	<100	<100	<100
92530256	MW-56_20210407	MW-56	04/07/2021	<5	<0.5	<0.5	<0.5	<1	<0.5	<1	<0.5	<0.5	<0.5	<0.5	<0.5	<0.5	<2	<0.5	<2	<0.5	<0.5	<0.5	<1	<0.5	<0.5	<1.5	<1	<0.5	<50	<50	<50	<50
92537159	MW-56_20210505	MW-56	05/05/2021	<5	<0.5	<0.5	<0.5	<1	<0.5	<1	<0.5	<0.5	<0.5	<0.5	<0.5	<0.5	<2	<0.5	<2	<0.5	<0.5	<0.5	<1	<0.5	<0.5	<1.5	<1	<0.5	<50	<50	<50	<50
92537159	DUP-1-20210505	MW-56	05/05/2021	<5	<0.5	<0.5	<0.5	<1	<0.5	<1	<0.5	<0.5	<0.5	<0.5	<0.5	<0.5	<2	<0.5	<2	<0.5	<0.5	<0.5	<1	<0.5	<0.5	<1.5	<1	<0.5	<50	<50	<50	<50
92541993	MW-56_20210602	MW-56	06/02/2021	<5	<0.5	<0.5	<0.5	<1	<0.5	<1	<0.5	<0.5	<0.5	<0.5	<0.5	<0.5	<2	<0.5	<2	<0.5	<0.5	<0.5	<1	<0.5	<0.5	<1.5	<1	<0.5	<50	<50	<50	<50
92548787	MW-56_20210709	MW-56	07/09/2021	<5	<0.5	<0.5	<0.5	<1	<0.5	<1	<0.5	<0.5	<0.5	<0.5	<0.5	<0.5	<2	<0.5	<2	<0.5	<0.5	<0.5	<1	<0.5	<0.5	<1.5	<1	<0.5	<50	<50	<50	<50
92548787	DUP-1-20210709	MW-56	07/09/2021	<5	<0.5	<0.5	<0.5	<1	<0.5	<1	<0.5	<0.5	<0.5	<0.5	<0.5	<0.5	<2	<0.5	<2	<0.5	<0.5	<0.5	<1	<0.5	<0.5	<1.5	<1	<0.5	<50	<50	<50	<50

Table 5
Summary of Monitoring Well Sampling Results

Colonial Pipeline Company
2020-L1-SR2448
Huntersville, North Carolina

Lab Report Number	Sample ID	Well ID	Sample Date	Metals (µg/L)	VOCs (µg/L)																								MADEP VPH (µg/L)			
				Lead	Benzene	Bromodichloromethane	n-Butylbenzene	Chloroethane	Chloroform	Chloromethane	2-Chlorotoluene	Dibromochloromethane	1,2-Dichloroethane	Diisopropyl ether	Ethylbenzene	Isopropylbenzene (Cumene)	Methylene Chloride	Methyl-tert-butyl ether	Naphthalene	n-Propylbenzene	Tetrachloroethene	Toluene	Trichlorofluoromethane	1,2,4-Trimethylbenzene	1,3,5-Trimethylbenzene	Xylene (Total)	m&p-Xylene	o-Xylene	C5 - C8 Aliphatics	C9 - C12 Aliphatics	C9 - C10 Aromatics	VPH (Total)
NCAC 2L Standards				**15**	**1**	**0.6**	**70**	**3000**	**70**	**3**	**100**	**0.4**	**0.4**	**70**	**600**	**70**	**5**	**20**	**6**	**70**	**0.7**	**600**	**2000**	**400**	**400**	**500**	**500**	**500**	**400**	**700**	**200**	**NE**
IMAC Standards				**--**	**--**	**--**	**--**	**--**	**--**	**--**	**--**	**--**	**--**	**--**	**--**	**--**	**--**	**--**	**--**	**--**	**--**	**--**	**--**	**--**	**--**	**--**	**--**	**--**	**--**	**--**	**--**	**--**
92499057	MW-57_20201006	MW-57	10/06/2020	<5	<0.5	<0.5	<0.5	<1	**2.4**	<1	<0.5	<0.5	<0.5	<0.5	<0.5	<0.5	<2	<0.5	<2	<0.5	<0.5	<0.5	<1	<0.5	<0.5	<1.5	<1	<0.5	<100	<100	<100	<100
92501860	MW-57_20201022	MW-57	10/22/2020	<5	<0.5	<0.5	<0.5	<1	**3**	<1	<0.5	<0.5	<0.5	<0.5	<0.5	<0.5	<2	<0.5	<2	<0.5	<0.5	<0.5	<1	<0.5	<0.5	<1.5	<1	<0.5	<100	<100	<100	<100
92509560	MW-57_20201203	MW-57	12/03/2020	**31.8**	<0.5	<0.5	<0.5	<1	**0.65**	<1	<0.5	<0.5	<0.5	<0.5	<0.5	<0.5	<2	<0.5	<2	<0.5	<0.5	<0.5	<1	<0.5	<0.5	<1.5	<1	<0.5	<100	<100	<100	<100
92515544	MW-57_20210107	MW-57	01/07/2021	<5	<0.5	<0.5	<0.5	<1	<0.5	<1	<0.5	<0.5	<0.5	<0.5	<0.5	<0.5	<2	<0.5	<2	<0.5	<0.5	<0.5	<1	<0.5	<0.5	<1.5	<1	<0.5	<100	<100	<100	<100
92520901	MW-57_20210208	MW-57	02/08/2021	<5	<0.5	<0.5	<0.5	<1	<0.5	<1	<0.5	<0.5	<0.5	<0.5	<0.5	<0.5	<2	<0.5	<2	<0.5	<0.5	<0.5	<1	<0.5	<0.5	<1.5	<1	<0.5	<100	<100	<100	<100
92526618	MW-57_20210309	MW-57	03/09/2021	<5	<0.5	<0.5	<0.5	<1	<0.5	<1	<0.5	<0.5	<0.5	<0.5	<0.5	<0.5	<2	<0.5	<2	<0.5	<0.5	<0.5	<1	<0.5	<0.5	<1.5	<1	<0.5	<100	<100	<100	<100
92530256	MW-57_20210407	MW-57	04/07/2021	<5	<0.5	<0.5	<0.5	<1	<0.5	<1	<0.5	<0.5	<0.5	<0.5	<0.5	<0.5	<2	<0.5	<2	<0.5	<0.5	<0.5	<1	<0.5	<0.5	<1.5	<1	<0.5	<50	<50	<50	<50
92537159	MW-57_20210505	MW-57	05/05/2021	<5	<0.5	<0.5	<0.5	<1	<0.5	<1	<0.5	<0.5	<0.5	<0.5	<0.5	<0.5	<2	<0.5	<2	<0.5	<0.5	<0.5	<1	<0.5	<0.5	<1.5	<1	<0.5	<50	<50	<50	<50
92541993	MW-57_20210602	MW-57	06/02/2021	<5	<0.5	<0.5	<0.5	<1	<0.5	<1	<0.5	<0.5	<0.5	<0.5	<0.5	<0.5	<2	<0.5	<2	<0.5	<0.5	<0.5	<1	<0.5	<0.5	<1.5	<1	<0.5	<50	<50	<50	<50
92548527	MW-57_20210708	MW-57	07/08/2021	<5	<0.5	<0.5	<0.5	<1	<0.5	<1	<0.5	<0.5	<0.5	<0.5	<0.5	<0.5	<2	<0.5	<2	<0.5	<0.5	<0.5	<1	<0.5	<0.5	<1.5	<1	<0.5	<50	<50	<50	<50
92500608	MW-58_20201007	MW-58	10/07/2020	<5	<0.5	**2.8**	<0.5	<1	**15.6**	<1	<0.5	**0.61**	<0.5	<0.5	<0.5	<0.5	<2	<0.5	<2	<0.5	<0.5	<0.5	<1	<0.5	<0.5	<1.5	<1	<0.5	<100	<100	<100	<100
92501860	MW-58_20201022	MW-58	10/22/2020	<5	<0.5	**1.8**	<0.5	<1	**9.5**	<1	<0.5	**0.5**	<0.5	<0.5	<0.5	<0.5	<2	<0.5	<2	<0.5	<0.5	<0.5	<1	<0.5	<0.5	<1.5	<1	<0.5	<100	<100	<100	<100
92508881	MW-58_20201201	MW-58	12/01/2020	**22.7**	<0.5	**0.76**	<0.5	<1	**3.8**	<1	<0.5	<0.5	<0.5	<0.5	<0.5	<0.5	<2	<0.5	<2	<0.5	<0.5	<0.5	<1	<0.5	<0.5	<1.5	<1	<0.5	<100	<100	<100	<100
92514898	MW-58_20210105	MW-58	01/05/2021	<5	<0.5	<0.5	<0.5	<1	**2.2**	<1	<0.5	<0.5	<0.5	<0.5	<0.5	<0.5	<2	<0.5	<2	<0.5	<0.5	<0.5	<1	<0.5	<0.5	<1.5	<1	<0.5	<100	<100	<100	<100
92520901	MW-58_20210208	MW-58	02/08/2021	<5	<0.5	<0.5	<0.5	<1	**1.6**	<1	<0.5	<0.5	<0.5	<0.5	<0.5	<0.5	<2	<0.5	<2	<0.5	<0.5	<0.5	<1	<0.5	<0.5	<1.5	<1	<0.5	<100	<100	<100	<100
92527327	MW-58_20210311	MW-58	03/11/2021	<5	<0.5	<0.5	<0.5	<1	**1.8**	<1	<0.5	<0.5	<0.5	<0.5	<0.5	<0.5	<2	<0.5	<2	<0.5	<0.5	<0.5	<1	<0.5	<0.5	<1.5	<1	<0.5	<50	<50	<50	<50
92532417	MW-58_20210408	MW-58	04/08/2021	<5	<0.5	<0.5	<0.5	<1	**1.6**	<1	<0.5	<0.5	<0.5	<0.5	<0.5	<0.5	<2	<0.5	<2	<0.5	<0.5	<0.5	<1	<0.5	<0.5	<1.5	<1	<0.5	<50	<50	<50	<50
92537784	MW-58_20210507	MW-58	05/07/2021	<5	<0.5	<0.5	<0.5	<1	**1.8**	<1	<0.5	<0.5	<0.5	<0.5	<0.5	<0.5	<2	<0.5	<2	<0.5	<0.5	<0.5	<1	<0.5	<0.5	<1.5	<1	<0.5	<50	<50	<50	<50
92542611	MW-58_20210604	MW-58	06/04/2021	<5	<0.5	<0.5	<0.5	<1	**1.2**	<1	<0.5	<0.5	<0.5	<0.5	<0.5	<0.5	<2	<0.5	<2	<0.5	<0.5	<0.5	<1	<0.5	<0.5	<1.5	<1	<0.5	<50	<50	<50	<50
92548787	MW-58_20210709	MW-58	07/09/2021	<5	<0.5	<0.5	<0.5	<1	**0.84**	<1	<0.5	<0.5	<0.5	<0.5	<0.5	<0.5	<2	<0.5	<2	<0.5	<0.5	<0.5	<1	<0.5	<0.5	<1.5	<1	<0.5	<50	<50	<50	<50
92500608	MW-59_20201007	MW-59	10/07/2020	<5	<0.5	<0.5	<0.5	<1	**2.8**	<1	<0.5	<0.5	<0.5	<0.5	<0.5	<0.5	<2	<0.5	<2	<0.5	<0.5	<0.5	<1	<0.5	<0.5	<1.5	<1	<0.5	<100	<100	<100	<100
92501616	MW-59_20201021	MW-59	10/21/2020	<5	<0.5	<0.5	<0.5	<1	**2.5**	<1	<0.5	<0.5	<0.5	<0.5	<0.5	<0.5	<2	<0.5	<2	<0.5	<0.5	<0.5	<1	<0.5	<0.5	<1.5	<1	<0.5	<100	<100	<100	<100
92508881	MW-59_20201201	MW-59	12/01/2020	**31.6**	<0.5	<0.5	<0.5	<1	**1.8**	<1	<0.5	<0.5	<0.5	<0.5	<0.5	<0.5	<2	<0.5	<2	<0.5	<0.5	<0.5	<1	<0.5	<0.5	<1.5	<1	<0.5	<100	<100	<100	<100
92514898	MW-59_20210105	MW-59	01/05/2021	**37.3**	<0.5	<0.5	<0.5	<1	**1.1**	<1	<0.5	<0.5	<0.5	<0.5	<0.5	<0.5	<2	<0.5	<2	<0.5	<0.5	<0.5	<1	<0.5	<0.5	<1.5	<1	<0.5	<100	<100	<100	<100
92521237	MW-59_20210209	MW-59	02/09/2021	<5	<0.5	<0.5	<0.5	<1	**0.68**	<1	<0.5	<0.5	<0.5	<0.5	<0.5	<0.5	<2	<0.5	<2	<0.5	<0.5	<0.5	<1	<0.5	<0.5	<1.5	<1	<0.5	<100	<100	<100	<100
92527327	MW-59_20210311	MW-59	03/11/2021	<5	<0.5	<0.5	<0.5	<1	<0.5	<1	<0.5	<0.5	<0.5	<0.5	<0.5	<0.5	<2	<0.5	<2	<0.5	<0.5	**0.52**	<1	<0.5	<0.5	<1.5	<1	<0.5	<50	<50	<50	<50
92532417	MW-59_20210408	MW-59	04/08/2021	<5	<0.5	<0.5	<0.5	<1	<0.5	<1	<0.5	<0.5	<0.5	<0.5	<0.5	<0.5	<2	<0.5	<2	<0.5	<0.5	<0.5	<1	<0.5	<0.5	<1.5	<1	<0.5	<50	<50	<50	<50
92537784	MW-59_20210507	MW-59	05/07/2021	<5	<0.5	<0.5	<0.5	<1	<0.5	<1	<0.5	<0.5	<0.5	<0.5	<0.5	<0.5	<2	<0.5	<2	<0.5	<0.5	<0.5	<1	<0.5	<0.5	<1.5	<1	<0.5	<50	<50	<50	<50
92542611	MW-59_20210604	MW-59	06/04/2021	<5	<0.5	<0.5	<0.5	<1	<0.5	<1	<0.5	<0.5	<0.5	<0.5	<0.5	<0.5	<2	<0.5	<2	<0.5	<0.5	<0.5	<1	<0.5	<0.5	<1.5	<1	<0.5	<50	<50	<50	<50
92542611	DUP-1-20210604	MW-59	06/04/2021	<5	<0.5	<0.5	<0.5	<1	<0.5	<1	<0.5	<0.5	<0.5	<0.5	<0.5	<0.5	<2	<0.5	<2	<0.5	<0.5	<0.5	<1	<0.5	<0.5	<1.5	<1	<0.5	<50	<50	<50	<50
92548787	MW-59_20210709	MW-59	07/09/2021	<5	<0.5	<0.5	<0.5	<1	**0.57**	<1	<0.5	<0.5	<0.5	<0.5	<0.5	<0.5	<2	<0.5	<2	<0.5	<0.5	**1.0**	<1	<0.5	<0.5	<1.5	<1	<0.5	<50	<50	<50	<50
92500607	MW-60_20201007	MW-60	10/07/2020	**18**	<0.5	**4.1**	<0.5	<1	**15.2**	<1	<0.5	**1.3**	<0.5	<0.5	<0.5	<0.5	<2	<0.5	<2	<0.5	<0.5	<0.5	<1	<0.5	<0.5	<1.5	<1	<0.5	<100	<100	<100	<100
92501345	MW-60_20201020	MW-60	10/20/2020	**20.4**	<0.5	**0.88**	<0.5	<1	**3.5**	<1	<0.5	<0.5	<0.5	<0.5	<0.5	<0.5	<2	<0.5	<2	<0.5	<0.5	<0.5	<1	<0.5	<0.5	<1.5	<1	<0.5	<100	<100	<100	<100
92508886	MW-60_20201201	MW-60	12/02/2020	**16.4**	<0.5	<0.5	<0.5	<1	**1.5**	<1	<0.5	<0.5	<0.5	<0.5	<0.5	<0.5	<2	<0.5	<2	<0.5	<0.5	<0.5	<1	<0.5	<0.5	<1.5	<1	<0.5	<100	<100	<100	<100
92514892	MW-60_20210105	MW-60	01/05/2021	**52.8**	<0.5	<0.5	<0.5	<1	<0.5	<1	<0.5	<0.5	<0.5	<0.5	<0.5	<0.5	<2	<0.5	<2	<0.5	<0.5	<0.5	<1	<0.5	<0.5	<1.5	<1	<0.5	<100	<100	<100	<100
92522126	MW-60_20210212	MW-60	02/12/2021	<5	<0.5	<0.5	<0.5	<1	<0.5	<1	<0.5	<0.5	<0.5	<0.5	<0.5	<0.5	<2	<0.5	<2	<0.5	<0.5	<0.5	<1	<0.5	<0.5	<1.5	<1	<0.5	<100	<100	<100	<100
92527336	MW-60_20210311	MW-60	03/11/2021	**15.0**	<0.5	<0.5	<0.5	<1	<0.5	<1	<0.5	<0.5	<0.5	<0.5	<0.5	<0.5	<2	<0.5	<2	<0.5	<0.5	**4.4**	<1	<0.5	<0.5	<1.5	<1	<0.5	<50	<50	<50	<50
92531580	MW-60_20210406	MW-60	04/06/2021	<5	<0.5	<0.5	<0.5	<1	<0.5	<1	<0.5	<0.5	<0.5	<0.5	<0.5	<0.5	<2	<0.5	<2	<0.5	<0.5	<0.5	<1	<0.5	<0.5	<1.5	<1	<0.5	<50	<50	<50	<50
92537158	MW-60_20210505	MW-60	05/05/2021	<5	<0.5	<0.5	<0.5	<1	<0.5	<1	<0.5	<0.5	<0.5	<0.5	<0.5	<0.5	<2	<0.5	<2	<0.5	<0.5	<0.5	<1	<0.5	<0.5	<1	<1	<0.5	<50	<50	<50	<50
92542350	MW-60_20210603	MW-60	06/03/2021	<5	<0.5	<0.5	<0.5	<1	**0.47J**	<1	<0.5	<0.5	<0.5	<0.5	<0.5	<0.5	<2	<0.5	<2	<0.5	<0.5	<0.5	<1	<0.5	<0.5	<1.5	<1	<0.5	<50	<50	<50	<50
92547899	MW-60_20210706	MW-60	07/06/2021	<5	<0.5	<0.5	<0.5	<1	**0.68**	<1	<0.5	<0.5	<0.5	<0.5	<0.5	<0.5	<2	<0.5	<2	<0.5	<0.5	<0.5	<1	<0.5	<0.5	<1.5	<1	<0.5	<50	<50	<50	<50

Table 5
Summary of Monitoring Well Sampling Results

Colonial Pipeline Company
2020-L1-SR2448
Huntersville, North Carolina

Lab Report Number	Sample ID	Well ID	Sample Date	Metals (µg/L)	VOCs (µg/L)																							MADEP VPH (µg/L)			
				Lead	Benzene	Bromodichloromethane	n-Butylbenzene	Chloroethane	Chloroform	Chloromethane	2-Chlorotoluene	Dibromochloromethane	1,2-Dichloroethane	Diisopropyl ether	Ethylbenzene	Isopropylbenzene (Cumene)	Methylene Chloride	Methyl-tert-butyl ether	Naphthalene	n-Propylbenzene	Tetrachloroethene	Toluene	Trichlorofluoromethane	1,2,4-Trimethylbenzene	1,3,5-Trimethylbenzene	Xylene (Total)	m&p-Xylene	o-Xylene	C5 - C8 Aliphatics	C9 - C12 Aliphatics	C9 - C10 Aromatics	VPH (Total)
NCAC 2L Standards				**15**	**1**	**0.6**	**70**	**3000**	**70**	**3**	**100**	**0.4**	**0.4**	**70**	**600**	**70**	**5**	**20**	**6**	**70**	**0.7**	**600**	**2000**	**400**	**400**	**500**	**500**	**500**	**400**	**700**	**200**	**NE**
IMAC Standards				**--**	**--**	**--**	**--**	**--**	**--**	**--**	**--**	**--**	**--**	**--**	**--**	**--**	**--**	**--**	**--**	**--**	**--**	**--**	**--**	**--**	**--**	**--**	**--**	**--**	**--**	**--**	**--**	**--**
92509560	MW-61_20201203	MW-61	12/03/2020	**30.9**	**3.3**	**5.5**	<0.5	<1	**31.0**	<1	<0.5	**1.3**	<0.5	<0.5	**0.54**	<0.5	<2	<0.5	<2	<0.5	<0.5	**7.9**	<1	<0.5	<0.5	**2.27**	**1.4**	**0.87**	<100	<100	<100	<100
92509555	MW-62_20201203	MW-62	12/03/2020	<25	**0.67**	**4.8**	<0.5	<1	**22.2**	<1	<0.5	**1.2**	<0.5	<0.5	<0.5	<0.5	<2	<0.5	<2	<0.5	<0.5	**1.4**	<1	<0.5	<0.5	<1.5	<1	<0.5	<100	<100	<100	<100
92514892	MW-62_20210105	MW-62	01/05/2021	**74.5**	<0.5	**3.7**	<0.5	<1	**16.8**	<1	<0.5	**0.95**	<0.5	<0.5	<0.5	<0.5	<2	<0.5	<2	<0.5	<0.5	<0.5	<1	<0.5	<0.5	<1.5	<1	<0.5	<100	<100	<100	<100
92521851	MW-62_20210211	MW-62	02/11/2021	**11.9**	<0.5	**2.6**	<0.5	<1	**9.8**	<1	<0.5	**0.85**	<0.5	<0.5	<0.5	<0.5	<2	<0.5	<2	<0.5	<0.5	<0.5	<1	<0.5	<0.5	<1.5	<1	<0.5	<100	<100	<100	**125**
92527474	MW-62_20210312	MW-62	03/12/2021	**37.8**	<0.5	**2.1**	<0.5	<1	**8.7**	<1	<0.5	**0.57**	<0.5	<0.5	<0.5	<0.5	<2	<0.5	<2	<0.5	<0.5	<0.5	<1	<0.5	<0.5	<1.5	<1	<0.5	<50	<50	<50	<50
92531231	MW-62_20210405	MW-62	04/05/2021	**26**	<0.5	<0.5	<0.5	<1	**2.3**	<1	<0.5	<0.5	<0.5	<0.5	<0.5	<0.5	<2	<0.5	<2	<0.5	<0.5	<0.5	<1	<0.5	<0.5	<1.5	<1	<0.5	<50	<50	<50	<50
92536726	MW-62_20210504	MW-62	05/04/2021	**7.9**	<0.5	**0.59**	<0.5	<1	**2.4**	<1	<0.5	<0.5	<0.5	<0.5	<0.5	<0.5	<2	<0.5	<2	<0.5	<0.5	<0.5	<1	<0.5	<0.5	<1.5	<1	<0.5	<50	<50	<50	<50
92541991	MW-62_20210602	MW-62	06/02/2021	**7.9**	<0.5	**0.43J**	<0.5	<1	**2**	<1	<0.5	<0.5	<0.5	<0.5	<0.5	<0.5	<2	<0.5	<2	<0.5	<0.5	<0.5	<1	<0.5	<0.5	<1.5	<1	<0.5	<50	<50	<50	<50
92548169	MW-62_20210707	MW-62	07/07/2021	**7.6**	<0.5	**0.42J**	<0.5	<1	**2.0**	<1	<0.5	<0.5	<0.5	<0.5	<0.5	<0.5	<2	<0.5	<2	<0.5	<0.5	<0.5	<1	<0.5	<0.5	<1.5	<1	<0.5	<50	<50	<50	<50
92509560	MW-63_20201203	MW-63	12/03/2020	**6.3**	<0.5	<0.5	<0.5	<1	<0.5	<1	<0.5	<0.5	<0.5	<0.5	<0.5	<0.5	<2	<0.5	<2	<0.5	<0.5	<0.5	<1	<0.5	<0.5	<1.5	<1	<0.5	<100	<100	<100	<100
92515544	MW-63_20210107	MW-63	01/07/2021	<5	<0.5	<0.5	<0.5	<1	<0.5	<1	<0.5	<0.5	<0.5	<0.5	<0.5	<0.5	<2	<0.5	<2	<0.5	<0.5	<0.5	<1	<0.5	<0.5	<1.5	<1	<0.5	<100	<100	<100	<100
92521237	MW-63_20210209	MW-63	02/09/2021	<5	<0.5	<0.5	<0.5	<1	<0.5	<1	<0.5	<0.5	<0.5	<0.5	<0.5	<0.5	<2	<0.5	<2	<0.5	<0.5	<0.5	<1	<0.5	<0.5	<1.5	<1	<0.5	<100	<100	<100	<100
92526977	MW-63_20210310	MW-63	03/10/2021	<5	<0.5	<0.5	<0.5	<1	<0.5	<1	<0.5	<0.5	<0.5	<0.5	<0.5	<0.5	<2	<0.5	<2	<0.5	<0.5	<0.5	<1	<0.5	<0.5	<1.5	<1	<0.5	<100	<100	<100	<100
92532417	MW-63_20210408	MW-63	04/08/2021	**7.6**	<0.5	<0.5	<0.5	<1	<0.5	<1	<0.5	<0.5	<0.5	<0.5	<0.5	<0.5	<2	<0.5	<2	<0.5	<0.5	<0.5	<1	<0.5	<0.5	<1.5	<1	<0.5	<50	<50	<50	<50
92537489	MW-63_20210506	MW-63	05/06/2021	<5	<0.5	<0.5	<0.5	<1	<0.5	<1	<0.5	<0.5	<0.5	<0.5	<0.5	<0.5	<2	<0.5	<2	<0.5	<0.5	<0.5	<1	<0.5	<0.5	<1.5	<1	<0.5	<50	<50	<50	<50
92542375	MW-63_20210603	MW-63	06/03/2021	<5	<0.5	<0.5	<0.5	<1	<0.5	<1	<0.5	<0.5	<0.5	<0.5	<0.5	<0.5	<2	<0.5	<2	<0.5	<0.5	<0.5	<1	<0.5	<0.5	<1.5	<1	<0.5	<50	<50	<50	<50
92548168	MW-63_20210707	MW-63	07/07/2021	<5	<0.5	<0.5	<0.5	<1	<0.5	<1	<0.5	<0.5	<0.5	<0.5	<0.5	<0.5	<2	<0.5	<2	<0.5	<0.5	<0.5	<1	<0.5	<0.5	<1.5	<1	<0.5	<50	<50	<50	<50
92515354	MW-64_20210107	MW-64	01/07/2021	**101**	<0.5	<0.5	<0.5	<1	**1.5**	<1	<0.5	<0.5	<0.5	<0.5	<0.5	<0.5	<2	<0.5	<2	<0.5	<0.5	<0.5	<1	<0.5	<0.5	<1.5	<1	<0.5	<100	<100	<100	<100
92515354	Dup-1-20210107	MW-64	01/07/2021	**94.8**	<0.5	<0.5	<0.5	<1	**1.7**	<1	<0.5	<0.5	<0.5	<0.5	<0.5	<0.5	<2	<0.5	<2	<0.5	<0.5	<0.5	<1	<0.5	<0.5	<1.5	<1	<0.5	<100	<100	<100	<100
92522267	MW-64_20210215	MW-64	02/15/2021	**14.5**	<0.5	<0.5	<0.5	<1	**0.77**	<1	<0.5	<0.5	<0.5	<0.5	<0.5	<0.5	<2	<0.5	<2	<0.5	<0.5	<0.5	<1	<0.5	<0.5	<1.5	<1	<0.5	<100	<100	<100	<100
92526262	MW-64_20210308	MW-64	03/08/2021	**12.8**	<0.5	<0.5	<0.5	<1	**1.2**	<1	<0.5	<0.5	<0.5	<0.5	<0.5	<0.5	<2	<0.5	<2	<0.5	<0.5	<0.5	<1	<0.5	<0.5	<1.5	<1	<0.5	<100	<100	<100	<100
92531238	MW-64_20210405	MW-64	04/05/2021	<5	<0.5	<0.5	<0.5	<1	<0.5	<1	<0.5	<0.5	<0.5	<0.5	<0.5	<0.5	<2	<0.5	<2	<0.5	<0.5	<0.5	<1	<0.5	<0.5	<1.5	<1	<0.5	<50	<50	<50	<50
92536430	MW-64_20210503	MW-64	05/03/2021	<5	<0.5	<0.5	<0.5	<1	<0.5	<1	<0.5	<0.5	<0.5	<0.5	<0.5	<0.5	<2	<0.5	<2	<0.5	<0.5	<0.5	<1	<0.5	<0.5	<1.5	<1	<0.5	<50	<50	<50	<50
92541706	MW-64_20210601	MW-64	06/01/2021	<5	<0.5	<0.5	<0.5	<1	<0.5	<1	<0.5	<0.5	<0.5	<0.5	<0.5	<0.5	<2	<0.5	<2	<0.5	<0.5	<0.5	<1	<0.5	<0.5	<1.5	<1	<0.5	<50	<50	<50	<50
92547898	MW-64_20210706	MW-64	07/06/2021	**5.8**	<0.5	<0.5	<0.5	<1	**1.3**	<1	<0.5	<0.5	<0.5	<0.5	<0.5	<0.5	<2	<0.5	<2	<0.5	<0.5	<0.5	<1	<0.5	<0.5	<1.5	<1	<0.5	<50	<50	<50	<50
92515354	MW-65_20210107	MW-65	01/07/2021	**264**	<0.5	<0.5	<0.5	<1	<0.5	<1	<0.5	<0.5	<0.5	<0.5	<0.5	<0.5	<2	<0.5	<2	<0.5	<0.5	<0.5	<1	<0.5	<0.5	<1.5	<1	<0.5	<100	<100	<100	<100
92522267	MW-65_20210215	MW-65	02/15/2021	<5	<0.5	<0.5	<0.5	<1	<0.5	<1	<0.5	<0.5	<0.5	<0.5	<0.5	<0.5	<2	<0.5	<2	<0.5	<0.5	<0.5	<1	<0.5	<0.5	<1.5	<1	<0.5	<100	<100	<100	<100
92526262	MW-65_20210308	MW-65	03/08/2021	**7.2**	<0.5	<0.5	<0.5	<1	<0.5	<1	<0.5	<0.5	<0.5	<0.5	<0.5	<0.5	<2	<0.5	<2	<0.5	<0.5	<0.5	<1	<0.5	<0.5	<1.5	<1	<0.5	<100	<100	<100	<100
92531238	MW-65_20210405	MW-65	04/05/2021	<5	<0.5	<0.5	<0.5	<1	<0.5	<1	<0.5	<0.5	<0.5	<0.5	<0.5	<0.5	<2	<0.5	<2	<0.5	<0.5	<0.5	<1	<0.5	<0.5	<1.5	<1	<0.5	<50	<50	<50	<50
92536430	MW-65_20210503	MW-65	05/03/2021	<5	<0.5	<0.5	<0.5	<1	<0.5	<1	<0.5	<0.5	<0.5	<0.5	<0.5	<0.5	<2	<0.5	<2	<0.5	<0.5	<0.5	<1	<0.5	<0.5	<1.5	<1	<0.5	<50	<50	<50	<50
92541706	MW-65_20210601	MW-65	06/01/2021	<5	<0.5	<0.5	<0.5	<1	<0.5	<1	<0.5	<0.5	<0.5	<0.5	<0.5	<0.5	<2	<0.5	<2	<0.5	<0.5	<0.5	<1	<0.5	<0.5	<1.5	<1	<0.5	<50	<50	<50	<50
92547898	MW-65_20210706	MW-65	07/06/2021	**4.6J**	<0.5	<0.5	<0.5	<1	<0.5	<1	<0.5	<0.5	<0.5	<0.5	<0.5	<0.5	<2	<0.5	<2	<0.5	<0.5	<0.5	<1	<0.5	<0.5	<1.5	<1	<0.5	<50	<50	<50	<50
92515387	MW- 66_20210107	MW-66	01/07/2021	**107**	<0.5	**2.8**	<0.5	<1	**12**	<1	<0.5	**0.63**	<0.5	<0.5	<0.5	<0.5	<2	<0.5	<2	<0.5	<0.5	<0.5	<1	<0.5	<0.5	<1.5	<1	<0.5	<100	<100	<100	<100
92522125	MW-66_20210212	MW-66	02/12/2021	<5	<0.5	**2.5**	<0.5	<1	**8.6**	<1	<0.5	**0.62**	<0.5	<0.5	<0.5	<0.5	<2	<0.5	<2	<0.5	<0.5	**3**	<1	<0.5	<0.5	**2.49**	**1.6**	**0.89**	**165**	<100	<100	**165**
92526989	MW-66_20210310	MW-66	03/10/2021	**5.9**	<0.5	**2.2**	<0.5	<1	**8.5**	<1	<0.5	**0.55**	<0.5	<0.5	<0.5	<0.5	<2	<0.5	<2	<0.5	<0.5	<0.5	<1	<0.5	<0.5	<1.5	<1	<0.5	<100	<100	<100	<100
92531227	MW-66_20210405	MW-66	04/05/2021	<5	<0.5	**1.4**	<0.5	<1	**5.3**	<1	<0.5	<0.5	<0.5	<0.5	<0.5	<0.5	<2	<0.5	<2	<0.5	<0.5	<0.5	<1	<0.5	<0.5	<1.5	<1	<0.5	<50	<50	<50	<50
92536738	MW-66_20210504	MW-66	05/04/2021	<5	<0.5	**1.0**	<0.5	<1	**4.0**	<1	<0.5	<0.5	<0.5	<0.5	<0.5	<0.5	<2	<0.5	<2	<0.5	<0.5	<0.5	<1	<0.5	<0.5	<1	<1	<0.5	<50	<50	<50	<50
92541705	MW-66_20210601	MW-66	06/01/2021	<5	<0.5	**1.1**	<0.5	<1	**4.5**	<1	<0.5	<0.5	<0.5	<0.5	<0.5	<0.5	<2	<0.5	<2	<0.5	<0.5	<0.5	<1	<0.5	<0.5	<1.5	<1	<0.5	<50	<50	<50	<50
92547901	MW-66_20210706	MW-66	07/06/2021	**11.6**	<0.5	**1.2**	<0.5	<1	**4.7**	<1	<0.5	<0.5	<0.5	<0.5	<0.5	<0.5	<2	<0.5	<2	<0.5	<0.5	<0.5	<1	<0.5	<0.5	<1.5	<1	<0.5	<50	<50	<50	<50

Table 5
Summary of Monitoring Well Sampling Results

Colonial Pipeline Company
2020-L1-SR2448
Huntersville, North Carolina

Lab Report Number	Sample ID	Well ID	Sample Date	Metals (µg/L)	VOCs (µg/L)																							MADEP VPH (µg/L)			
				Lead	Benzene	Bromodichloromethane	n-Butylbenzene	Chloroethane	Chloroform	Chloromethane	2-Chlorotoluene	Dibromochloromethane	1,2-Dichloroethane	Diisopropyl ether	Ethylbenzene	Isopropylbenzene (Cumene)	Methylene Chloride	Methyl-tert-butyl ether	Naphthalene	n-Propylbenzene	Tetrachloroethene	Toluene	Trichlorofluoromethane	1,2,4-Trimethylbenzene	1,3,5-Trimethylbenzene	Xylene (Total)	m&p-Xylene	o-Xylene	C5 - C8 Aliphatics	C9 - C12 Aliphatics	C9 - C10 Aromatics	VPH (Total)
NCAC 2L Standards				**15**	**1**	**0.6**	**70**	**3000**	**70**	**3**	**100**	**0.4**	**0.4**	**70**	**600**	**70**	**5**	**20**	**6**	**70**	**0.7**	**600**	**2000**	**400**	**400**	**500**	**500**	**500**	**400**	**700**	**200**	**NE**
IMAC Standards				**--**	**--**	**--**	**--**	**--**	**--**	**--**	**--**	**--**	**--**	**--**	**--**	**--**	**--**	**--**	**--**	**--**	**--**	**--**	**--**	**--**	**--**	**--**	**--**	**--**	**--**	**--**	**--**	**--**
92515387	MW- 67_20210107	MW-67	01/07/2021	**23.2**	<0.5	<0.5	<0.5	<1	**1.5**	<1	<0.5	<0.5	<0.5	<0.5	<0.5	<0.5	<2	<0.5	<2	<0.5	<0.5	**106**	<1	<0.5	<0.5	<1.5	<1	<0.5	**116**	<100	<100	**116**
92522125	MW-67_20210212	MW-67	02/12/2021	<5	<0.5	<0.5	<0.5	<1	<0.5	<1	<0.5	<0.5	<0.5	<0.5	<0.5	<0.5	<2	<0.5	<2	<0.5	<0.5	**8.2**	<1	<0.5	<0.5	**1.99**	**1.4**	**0.59**	<100	<100	<100	<100
92526617	MW-67_20210309	MW-67	03/09/2021	<5	<0.5	<0.5	<0.5	<1	<0.5	<1	<0.5	<0.5	<0.5	<0.5	<0.5	<0.5	<2	<0.5	<2	<0.5	<0.5	**4.8**	<1	<0.5	<0.5	<1.5	<1	<0.5	<100	<100	<100	<100
92526617	DUP-1-20210309	MW-67	03/09/2021	<5	<0.5	<0.5	<0.5	<1	<0.5	<1	<0.5	<0.5	<0.5	<0.5	<0.5	<0.5	<2	<0.5	<2	<0.5	<0.5	**4.1**	<1	<0.5	<0.5	<1.5	<1	<0.5	<100	<100	<100	<100
92531227	MW-67_20210405	MW-67	04/05/2021	<5	<0.5	<0.5	<0.5	<1	<0.5	<1	<0.5	<0.5	<0.5	<0.5	<0.5	<0.5	<2	<0.5	<2	<0.5	<0.5	**3.1**	<1	<0.5	<0.5	<1.5	<1	<0.5	<50	<50	<50	<50
92536429	MW-67_20210503	MW-67	05/03/2021	<5	<0.5	<0.5	<0.5	<1	<0.5	<1	<0.5	<0.5	<0.5	<0.5	<0.5	<0.5	<2	<0.5	<2	<0.5	<0.5	**0.75**	<1	<0.5	<0.5	<1.5	<1	<0.5	<50	<50	<50	<50
92541705	MW-67_20210601	MW-67	06/01/2021	<5	<0.5	<0.5	<0.5	<1	<0.5	<1	<0.5	<0.5	<0.5	<0.5	<0.5	<0.5	<2	<0.5	<2	<0.5	<0.5	**2.4**	<1	<0.5	<0.5	<1.5	<1	<0.5	<50	<50	<50	<50
92547901	MW-67_20210706	MW-67	07/06/2021	**5.9**	<0.5	<0.5	<0.5	<1	<0.5	<1	<0.5	<0.5	<0.5	<0.5	<0.5	<0.5	<2	<0.5	<2	<0.5	<0.5	<0.5	<1	<0.5	<0.5	<1.5	<1	<0.5	<50	<50	<50	<50
92515387	MW- 68_20210107	MW-68	01/07/2021	**99.2**	<0.5	<0.5	<0.5	<1	<0.5	<1	<0.5	<0.5	<0.5	<0.5	<0.5	<0.5	<2	<0.5	<2	<0.5	<0.5	<0.5	<1	<0.5	<0.5	<1.5	<1	<0.5	<100	<100	<100	<100
92522266	MW-68_20210215	MW-68	02/15/2021	**15.5**	<0.5	<0.5	<0.5	<1	<0.5	<1	<0.5	<0.5	<0.5	<0.5	<0.5	<0.5	<2	<0.5	<2	<0.5	<0.5	<0.5	<1	<0.5	<0.5	<1.5	<1	<0.5	<100	<100	<100	<100
92526617	MW-68_20210309	MW-68	03/09/2021	**5.9**	<0.5	<0.5	<0.5	<1	<0.5	<1	<0.5	<0.5	<0.5	<0.5	<0.5	<0.5	<2	<0.5	<2	<0.5	<0.5	<0.5	<1	<0.5	<0.5	<1.5	<1	<0.5	<100	<100	<100	<100
92531227	MW-68_20210405	MW-68	04/05/2021	**6.6**	<0.5	<0.5	<0.5	<1	<0.5	<1	<0.5	<0.5	<0.5	<0.5	<0.5	<0.5	<2	<0.5	<2	<0.5	<0.5	<0.5	<1	<0.5	<0.5	<1.5	<1	<0.5	<50	<50	<50	<50
92536738	MW-68_20210504	MW-68	05/04/2021	<5	<0.5	<0.5	<0.5	<1	<0.5	<1	<0.5	<0.5	<0.5	<0.5	<0.5	<0.5	<2	<0.5	<2	<0.5	<0.5	<0.5	<1	<0.5	<0.5	<1.5	<1	<0.5	<50	<50	<50	<50
92541705	MW-68_20210601	MW-68	06/01/2021	<5	<0.5	<0.5	<0.5	<1	<0.5	<1	<0.5	<0.5	<0.5	<0.5	<0.5	<0.5	<2	<0.5	<2	<0.5	<0.5	<0.5	<1	<0.5	<0.5	<1.5	<1	<0.5	<50	<50	<50	<50
92547901	MW-68_20210706	MW-68	07/06/2021	<5	<0.5	<0.5	<0.5	<1	<0.5	<1	<0.5	<0.5	<0.5	<0.5	<0.5	<0.5	<2	<0.5	<2	<0.5	<0.5	<0.5	<1	<0.5	<0.5	<1.5	<1	<0.5	<50	<50	<50	<50
92515214	MW-69_20210106	MW-69	01/06/2021	**123**	<0.5	**0.55**	<0.5	<1	**4.6**	<1	<0.5	<0.5	<0.5	<0.5	<0.5	<0.5	<2	<0.5	<2	<0.5	<0.5	<0.5	<1	<0.5	<0.5	<1.5	<1	<0.5	<100	<100	<100	<100
92521555	MW-69_20210210	MW-69	02/10/2021	**40.3**	<0.5	<0.5	<0.5	<1	**2.8**	<1	<0.5	<0.5	<0.5	<0.5	<0.5	<0.5	<2	<0.5	<2	<0.5	<0.5	<0.5	<1	<0.5	<0.5	<1.5	<1	<0.5	<100	<100	<100	<100
92527327	MW-69_20210311	MW-69	03/11/2021	<5	<0.5	**0.99**	<0.5	<1	**5.4**	<1	<0.5	<0.5	<0.5	<0.5	<0.5	<0.5	<2	<0.5	<2	<0.5	<0.5	<0.5	<1	<0.5	<0.5	<1.5	<1	<0.5	<50	<50	<50	<50
92532417	MW-69_20210408	MW-69	04/08/2021	**9.1**	<0.5	**1.1**	<0.5	<1	**5.5**	<1	<0.5	<0.5	<0.5	<0.5	**0.64**	<0.5	<0.5	<2	<0.5	<2	<0.5	<0.5	<0.5	<1	<0.5	<0.5	<1.5	<1	<0.5	<50	<50	<50	<50
92537784	MW-69_20210507	MW-69	05/07/2021	<5	<0.5	**3.4**	<0.5	<1	**18.7**	<1	<0.5	**0.77**	<0.5	**1.0**	<0.5	<0.5	<2	<0.5	<2	<0.5	<0.5	<0.5	<1	<0.5	<0.5	<1.5	<1	<0.5	<50	<50	<50	<50
92542611	MW-69_20210604	MW-69	06/04/2021	<5	<0.5	**3.9**	<0.5	<1	**20.2**	<1	<0.5	**0.88**	<0.5	**0.41J**	<0.5	<0.5	<2	<0.5	<2	<0.5	<0.5	<0.5	<1	<0.5	<0.5	<1.5	<1	<0.5	<50	<50	<50	<50
92548527	MW-69_20210708	MW-69	07/08/2021	<5	<0.5	**2.7**	<0.5	<1	**14.7**	<1	<0.5	**0.66**	<0.5	<0.5	<0.5	<0.5	<2	<0.5	<2	<0.5	<0.5	<0.5	<1	<0.5	<0.5	<1.5	<1	<0.5	<50	<50	<50	<50
92515354	MW-70_20210107	MW-70	01/07/2021	**155**	<0.5	<0.5	<0.5	<1	**1.4**	<1	<0.5	<0.5	<0.5	<0.5	<0.5	<0.5	<2	<0.5	<2	<0.5	<0.5	<0.5	<1	<0.5	<0.5	<1.5	<1	<0.5	<100	<100	<100	<100
92522267	MW-70_20210215	MW-70	02/15/2021	**24.5**	<0.5	<0.5	<0.5	<1	<0.5	<1	<0.5	<0.5	<0.5	<0.5	<0.5	<0.5	<2	<0.5	<2	<0.5	<0.5	<0.5	<1	<0.5	<0.5	<1.5	<1	<0.5	<100	<100	<100	<100
92526262	MW-70_20210308	MW-70	03/08/2021	**9.8**	<0.5	<0.5	<0.5	<1	**1.9**	<1	<0.5	<0.5	<0.5	<0.5	<0.5	<0.5	<2	<0.5	<2	<0.5	<0.5	<0.5	<1	<0.5	<0.5	<1.5	<1	<0.5	<100	<100	<100	<100
92531238	MW-70_20210405	MW-70	04/05/2021	<5	<0.5	<0.5	<0.5	<1	**1.5**	<1	<0.5	<0.5	<0.5	<0.5	<0.5	<0.5	<2	<0.5	<2	<0.5	<0.5	<0.5	<1	<0.5	<0.5	<1.5	<1	<0.5	<50	<50	<50	<50
92536731	MW-70_20210504	MW-70	05/04/2021	<5	<0.5	**0.4J**	<0.5	<1	**1.7**	<1	<0.5	<0.5	<0.5	<0.5	<0.5	<0.5	<2	<0.5	<2	<0.5	<0.5	<0.5	<1	<0.5	<0.5	<1.5	<1	<0.5	<50	<50	<50	<50
92541706	MW-70_20210601	MW-70	06/01/2021	<5	<0.5	<0.5	<0.5	<1	**0.85**	<1	<0.5	<0.5	<0.5	<0.5	<0.5	<0.5	<2	<0.5	<2	<0.5	<0.5	<0.5	<1	<0.5	<0.5	<1.5	<1	<0.5	<50	<50	<50	<50
92547898	MW-70_20210706	MW-70	07/06/2021	<5	<0.5	<0.5	<0.5	**0.46J**	<0.5	<1	<0.5	<0.5	<0.5	<0.5	<0.5	<0.5	<2	<0.5	<2	<0.5	<0.5	<0.5	<1	<0.5	<0.5	<1.5	<1	<0.5	<50	<50	<50	<50
92521555	MW-71_20210210	MW-71	02/10/2021	**22.6**	<0.5	**1.3**	<0.5	<1	**10.6**	<1	<0.5	<0.5	<0.5	<0.5	<0.5	<0.5	<2	<0.5	<2	<0.5	<0.5	**0.66**	<1	<0.5	<0.5	<1.5	<1	<0.5	<100	<100	<100	<100
92527327	MW-71_20210311	MW-71	03/11/2021	<5	<0.5	**2.1**	<0.5	<1	**11.6**	<1	<0.5	**0.54**	<0.5	<0.5	<0.5	<0.5	<2	<0.5	<2	<0.5	<0.5	<0.5	<1	<0.5	<0.5	<1.5	<1	<0.5	<50	<50	<50	<50
92532417	MW-71_20210408	MW-71	04/08/2021	**94.2**	<0.5	<0.5	<0.5	<1	**2.8**	<1	<0.5	<0.5	<0.5	<0.5	<0.5	<0.5	<2	<0.5	<2	<0.5	<0.5	<0.5	<1	<0.5	<0.5	<1.5	<1	<0.5	<50	<50	<50	<50
92537784	MW-71_20210507	MW-71	05/07/2021	**64.1**	**16.7**	**0.73**	<0.5	<1	**4.4**	<1	<0.5	<0.5	<0.5	**3.5**	**3.3**	<0.5	<2	<0.5	<2	<0.5	<0.5	**54.2**	<1	**1.1**	<0.5	**18.7**	**11.4**	**7.3**	**329**	**57.7**	<50	**387**
92542611	MW-71_20210604	MW-71	06/04/2021	<5	**133**	<2	<2	<4	**5.2**	<4	<2	<2	<2	**17.6**	**24.9**	<2	<8	<2	**3.6J**	<2	<2	**408**	<4	**5.7**	<2	**116.3**	**65.9**	**50.4**	**3030**	**411**	<50	**3450**
92548527	MW-71_20210708	MW-71	07/08/2021	**12.2**	**248**	<2	<2	<4	**3.7**	<4	<2	<2	<2	**30.1**	**22.4**	<2	<8	<2	**5.9J**	<2	<2	**480**	<4	**20.6**	**6.3**	**291**	**173**	**118**	**3760**	**668**	<100	**4510**
92521237	MW-72_20210209	MW-72	02/09/2021	**8.4**	<0.5	<0.5	<0.5	<1	<0.5	<1	<0.5	<0.5	<0.5	<0.5	<0.5	<0.5	<2	<0.5	<2	<0.5	<0.5	<0.5	<1	<0.5	<0.5	<1.5	<1	<0.5	<100	<100	<100	<100
92526977	MW-72_20210310	MW-72	03/10/2021	**9.0**	**4.2**	<0.5	<0.5	<1	<0.5	<1	<0.5	<0.5	<0.5	<0.5	**3.7**	<0.5	<2	<0.5	<2	<0.5	<0.5	**27.9**	<1	**1.9**	<0.5	**20.1**	**14.2**	**5.9**	**110**	<100	<100	**166**
92530256	MW-72_20210407	MW-72	04/07/2021	<5	**54.8**	<0.5	<0.5	<1	**0.53**	<1	<0.5	<0.5	<0.5	**5.9**	**5.0**	<0.5	<2	<0.5	<2	<0.5	<0.5	**111**	<1	**4.1**	<0.5	**46.0**	**30.9**	**15.1**	**1,070**	**138**	<50	**1,197**

Table 5
Summary of Monitoring Well Sampling Results

Colonial Pipeline Company
2020-L1-SR2448
Huntersville, North Carolina

Lab Report Number	Sample ID	Well ID	Sample Date	Metals (µg/L)	VOCs (µg/L)																								MADEP VPH (µg/L)			
				Lead	Benzene	Bromodichloromethane	n-Butylbenzene	Chloroethane	Chloroform	Chloromethane	2-Chlorotoluene	Dibromochloromethane	1,2-Dichloroethane	Diisopropyl ether	Ethylbenzene	Isopropylbenzene (Cumene)	Methylene Chloride	Methyl-tert-butyl ether	Naphthalene	n-Propylbenzene	Tetrachloroethene	Toluene	Trichlorofluoromethane	1,2,4-Trimethylbenzene	1,3,5-Trimethylbenzene	Xylene (Total)	m&p-Xylene	o-Xylene	C5 - C8 Aliphatics	C9 - C12 Aliphatics	C9 - C10 Aromatics	VPH (Total)
			NCAC 2L Standards	**15**	**1**	**0.6**	**70**	**3000**	**70**	**3**	**100**	**0.4**	**0.4**	**70**	**600**	**70**	**5**	**20**	**6**	**70**	**0.7**	**600**	**2000**	**400**	**400**	**500**	**500**	**500**	**400**	**700**	**200**	**NE**
			IMAC Standards	**--**	**--**	**--**	**--**	**--**	**--**	**--**	**--**	**--**	**--**	**--**	**--**	**--**	**--**	**--**	**--**	**--**	**--**	**--**	**--**	**--**	**--**	**--**	**--**	**--**	**--**	**--**	**--**	**--**
92521851	MW-73_20210211	MW-73	02/11/2021	**14.9**	<0.5	<0.5	<0.5	<1	<0.5	<1	<0.5	<0.5	<0.5	<0.5	<0.5	<0.5	<2	<0.5	<2	<0.5	<0.5	**17.7**	<1	<0.5	<0.5	<1.5	<1	<0.5	**192**	<100	<100	**262**
92527336	MW-73_20210311	MW-73	03/11/2021	<5	<0.5	<0.5	<0.5	<1	<0.5	<1	<0.5	<0.5	<0.5	<0.5	<0.5	<0.5	<2	<0.5	<2	<0.5	<0.5	<0.5	<1	<0.5	<0.5	<1.5	<1	<0.5	<50	<50	<50	<50
92531231	MW-73_20210405	MW-73	04/05/2021	**8.5**	<0.5	<0.5	<0.5	<1	<0.5	<1	<0.5	<0.5	<0.5	<0.5	<0.5	<0.5	<2	<0.5	<2	<0.5	<0.5	**1.6**	<1	<0.5	<0.5	<1.5	<1	<0.5	<50	<50	<50	<50
92536726	MW-73_20210504	MW-73	05/04/2021	**14.6**	<0.5	<0.5	<0.5	<1	<0.5	<1	<0.5	<0.5	<0.5	<0.5	<0.5	<0.5	<2	<0.5	<2	<0.5	<0.5	**0.7**	<1	<0.5	<0.5	<1.5	<1	<0.5	<50	<50	<50	<50
92541991	MW-73_20210602	MW-73	06/02/2021	**24.2**	<0.5	<0.5	<0.5	<1	<0.5	<1	<0.5	<0.5	<0.5	<0.5	<0.5	<0.5	<2	<0.5	<2	<0.5	<0.5	<0.5	<1	<0.5	<0.5	<1.5	<1	<0.5	<50	<50	<50	<50
92548518	MW-73_20210708	MW-73	07/08/2021	<5	<0.5	<0.5	<0.5	<1	<0.5	<1	<0.5	<0.5	<0.5	<0.5	<0.5	<0.5	<2	<0.5	<2	<0.5	<0.5	<0.5	<1	<0.5	<0.5	<1.5	<1	<0.5	<50	<50	<50	<50
92522267	MW-74_20210215	MW-74	02/15/2021	<5	<0.5	<0.5	<0.5	<1	<0.5	<1	<0.5	<0.5	<0.5	<0.5	<0.5	<0.5	<2	<0.5	<2	<0.5	<0.5	<0.5	<1	<0.5	<0.5	<1.5	<1	<0.5	<100	<100	<100	<100
92526262	MW-74_20210308	MW-74	03/08/2021	<5	<0.5	<0.5	<0.5	<1	<0.5	<1	<0.5	<0.5	<0.5	<0.5	<0.5	<0.5	<2	<0.5	<2	<0.5	<0.5	<0.5	<1	<0.5	<0.5	<1.5	<1	<0.5	<100	<100	<100	<100
92531238	MW-74_20210405	MW-74	04/05/2021	**7.7**	<0.5	<0.5	<0.5	<1	<0.5	<1	<0.5	<0.5	<0.5	<0.5	<0.5	<0.5	<2	<0.5	<2	<0.5	<0.5	<0.5	<1	<0.5	<0.5	<1.5	<1	<0.5	<50	<50	<50	<50
92536430	MW-74_20210503	MW-74	05/03/2021	**6.6**	<0.5	<0.5	<0.5	<1	<0.5	<1	<0.5	<0.5	<0.5	<0.5	<0.5	<0.5	<2	<0.5	<2	<0.5	<0.5	<0.5	<1	<0.5	<0.5	<1.5	<1	<0.5	<50	<50	<50	<50
92541706	MW-74_20210601	MW-74	06/01/2021	<5	<0.5	<0.5	<0.5	<1	<0.5	<1	<0.5	<0.5	<0.5	<0.5	<0.5	<0.5	<2	<0.5	<2	<0.5	<0.5	<0.5	<1	<0.5	<0.5	<1.5	<1	<0.5	<50	<50	<50	<50
92547898	MW-74_20210706	MW-74	07/06/2021	**5.9**	<0.5	<0.5	<0.5	<1	<0.5	<1	<0.5	<0.5	<0.5	<0.5	<0.5	<0.5	<2	<0.5	<2	<0.5	<0.5	<0.5	<1	<0.5	<0.5	<1.5	<1	<0.5	<50	<50	<50	<50
92522267	MW-75_20210215	MW-75	02/15/2021	**31.8**	<0.5	<0.5	<0.5	<1	<0.5	<1	<0.5	<0.5	<0.5	<0.5	<0.5	<0.5	<2	<0.5	<2	<0.5	<0.5	<0.5	<1	<0.5	<0.5	<1.5	<1	<0.5	<100	<100	<100	<100
92526262	MW-75_20210308	MW-75	03/08/2021	**16.3**	<0.5	<0.5	<0.5	<1	<0.5	<1	<0.5	<0.5	<0.5	<0.5	<0.5	<0.5	<2	<0.5	<2	<0.5	<0.5	<0.5	<1	<0.5	<0.5	<1.5	<1	<0.5	<100	<100	<100	<100
92531238	MW-75_20210405	MW-75	04/05/2021	<5	<0.5	<0.5	<0.5	<1	<0.5	<1	<0.5	<0.5	<0.5	<0.5	<0.5	<0.5	<2	<0.5	<2	<0.5	<0.5	<0.5	<1	<0.5	<0.5	<1.5	<1	<0.5	<50	<50	<50	<50
92536430	MW-75_20210503	MW-75	05/03/2021	<5	<0.5	<0.5	<0.5	<1	<0.5	<1	<0.5	<0.5	<0.5	<0.5	<0.5	<0.5	<2	<0.5	<2	<0.5	<0.5	<0.5	<1	<0.5	<0.5	<1.5	<1	<0.5	<50	<50	<50	<50
92541706	MW-75_20210601	MW-75	06/01/2021	<5	<0.5	<0.5	<0.5	<1	<0.5	<1	<0.5	<0.5	<0.5	<0.5	<0.5	<0.5	<2	<0.5	<2	<0.5	<0.5	<0.5	<1	<0.5	<0.5	<1.5	<1	<0.5	<50	<50	<50	<50
92547898	MW-75_20210706	MW-75	07/06/2021	**5.0**	<0.5	<0.5	<0.5	<1	<0.5	<1	<0.5	<0.5	<0.5	<0.5	<0.5	<0.5	<2	<0.5	<2	<0.5	<0.5	<0.5	<1	<0.5	<0.5	<1.5	<1	<0.5	<50	<50	<50	<50
92522265	MW-76_20210215	MW-76	02/15/2021	**10.4**	<0.5	<0.5	<0.5	<1	<0.5	<1	<0.5	<0.5	<0.5	<0.5	<0.5	<0.5	<2	<0.5	<2	<0.5	<0.5	<0.5	<1	<0.5	<0.5	<1.5	<1	<0.5	<100	<100	<100	<100
92527474	MW-76_20210312	MW-76	03/12/2021	**8.9**	<0.5	<0.5	<0.5	<1	<0.5	<1	<0.5	<0.5	<0.5	<0.5	<0.5	<0.5	<2	<0.5	<2	<0.5	<0.5	<0.5	<1	<0.5	<0.5	<1.5	<1	<0.5	<50	<50	<50	<50
92527474	DUP-1-20210312	MW-76	03/12/2021	**15.6**	<0.5	<0.5	<0.5	<1	<0.5	<1	<0.5	<0.5	<0.5	<0.5	<0.5	<0.5	<2	<0.5	<2	<0.5	<0.5	<0.5	<1	<0.5	<0.5	<1.5	<1	<0.5	<50	<50	<50	<50
92531580	MW-76_20210406	MW-76	04/06/2021	<5	<0.5	<0.5	<0.5	<1	<0.5	<1	<0.5	<0.5	<0.5	<0.5	<0.5	<0.5	<2	<0.5	<2	<0.5	<0.5	<0.5	<1	<0.5	<0.5	<1.5	<1	<0.5	<50	<50	<50	<50
92536726	MW-76_20210504	MW-76	05/04/2021	<5	<0.5	<0.5	<0.5	<1	<0.5	<1	<0.5	<0.5	<0.5	<0.5	<0.5	<0.5	<2	<0.5	<2	<0.5	<0.5	<0.5	<1	<0.5	<0.5	<1.5	<1	<0.5	<50	<50	<50	<50
92536726	DUP-1-20210504	MW-76	05/04/2021	<5	<0.5	<0.5	<0.5	<1	<0.5	<1	<0.5	<0.5	<0.5	<0.5	<0.5	<0.5	<2	<0.5	<2	<0.5	<0.5	<0.5	<1	<0.5	<0.5	<1.5	<1	<0.5	<50	<50	<50	<50
92541991	MW-76_20210602	MW-76	06/02/2021	**4.9J**	<0.5	<0.5	<0.5	<1	<0.5	<1	<0.5	<0.5	<0.5	<0.5	<0.5	<0.5	<2	<0.5	<2	<0.5	<0.5	**0.96**	<1	<0.5	<0.5	<1.5	<1	<0.5	<50	<50	<50	<50
92547899	MW-76_20210706	MW-76	07/06/2021	<5	<0.5	<0.5	<0.5	<1	<0.5	<1	<0.5	<0.5	<0.5	<0.5	<0.5	<0.5	<2	<0.5	<2	<0.5	<0.5	<0.5	<1	<0.5	<0.5	<1.5	<1	<0.5	<50	<50	<50	<50
92547899	DUP-2-20210706	MW-76	07/06/2021	<5	<0.5	<0.5	<0.5	<1	<0.5	<1	<0.5	<0.5	<0.5	<0.5	<0.5	<0.5	<2	<0.5	<2	<0.5	<0.5	<0.5	<1	<0.5	<0.5	<1.5	<1	<0.5	<50	<50	<50	<50
92526257	MW-77_20210308	MW-77	03/08/2021	**5.7**	<0.5	<0.5	<0.5	<1	<0.5	<1	<0.5	<0.5	<0.5	<0.5	<0.5	<0.5	<2	<0.5	<2	<0.5	<0.5	<0.5	<1	<0.5	<0.5	<1.5	<1	<0.5	<100	<100	<100	<100
92526257	DUP-1-20210308	MW-77	03/08/2021	<5	<0.5	<0.5	<0.5	<1	<0.5	<1	<0.5	<0.5	<0.5	<0.5	<0.5	<0.5	<2	<0.5	<2	<0.5	<0.5	<0.5	<1	<0.5	<0.5	<1.5	<1	<0.5	<100	<100	<100	<100
92531585	MW-77_20210406	MW-77	04/06/2021	**5.5**	<0.5	<0.5	<0.5	<1	<0.5	<1	<0.5	<0.5	<0.5	<0.5	<0.5	<0.5	<2	<0.5	<2	<0.5	<0.5	<0.5	<1	<0.5	<0.5	<1.5	<1	<0.5	<50	<50	<50	<50
92537153	MW-77_20210505	MW-77	05/05/2021	<5	<0.5	<0.5	<0.5	<1	<0.5	<1	<0.5	<0.5	<0.5	<0.5	<0.5	<0.5	<2	<0.5	<2	<0.5	<0.5	<0.5	<1	<0.5	<0.5	<1.5	<1	<0.5	<50	<50	<50	<50
92542352	MW-77_20210603	MW-77	06/03/2021	<5	<0.5	<0.5	<0.5	<1	<0.5	<1	<0.5	<0.5	<0.5	<0.5	<0.5	<0.5	<2	<0.5	<2	<0.5	<0.5	<0.5	<1	<0.5	<0.5	<1.5	<1	<0.5	<50	<50	<50	<50
92548170	MW-77_20210707	MW-77	07/07/2021	**4.8J**	<0.5	<0.5	<0.5	<1	<0.5	<1	<0.5	<0.5	<0.5	<0.5	<0.5	<0.5	<2	<0.5	<2	<0.5	<0.5	**0.53**	<1	<0.5	<0.5	<1.5	<1	<0.5	<50	<50	<50	<50
92526257	MW-78_20210308	MW-78	03/08/2021	<5	<0.5	<0.5	<0.5	<1	<0.5	<1	<0.5	<0.5	<0.5	<0.5	<0.5	<0.5	<2	<0.5	<2	<0.5	<0.5	<0.5	<1	<0.5	<0.5	<1.5	<1	<0.5	<100	<100	<100	<100
92531585	MW-78_20210406	MW-78	04/06/2021	<5	<0.5	<0.5	<0.5	<1	<0.5	<1	<0.5	<0.5	<0.5	<0.5	<0.5	<0.5	<2	<0.5	<2	<0.5	<0.5	<0.5	<1	<0.5	<0.5	<1.5	<1	<0.5	<50	<50	<50	<50
92531585	Dup-1-20210406	MW-78	04/06/2021	<5	<0.5	<0.5	<0.5	<1	<0.5	<1	<0.5	<0.5	<0.5	<0.5	<0.5	<0.5	<2	<0.5	<2	<0.5	<0.5	<0.5	<1	<0.5	<0.5	<1.5	<1	<0.5	<50	<50	<50	<50
92537153	MW-78_20210505	MW-78	05/05/2021	<5	<0.5	<0.5	<0.5	<1	<0.5	<1	<0.5	<0.5	<0.5	<0.5	<0.5	<0.5	<2	<0.5	<2	<0.5	<0.5	<0.5	<1	<0.5	<0.5	<1.5	<1	<0.5	<50	<50	<50	<50
92542352	MW-78_20210603	MW-78	06/03/2021	<5	<0.5	<0.5	<0.5	<1	<0.5	<1	<0.5	<0.5	<0.5	<0.5	<0.5	<0.5	<2	<0.5	<2	<0.5	<0.5	<0.5	<1	<0.5	<0.5	<1.5	<1	<0.5	<50	<50	<50	<50
92548170	MW-78_20210707	MW-78	07/07/2021	<5	<0.5	<0.5	<0.5	<1	<0.5	<1	<0.5	<0.5	<0.5	<0.5	<0.5	<0.5	<2	<0.5	<2	<0.5	<0.5	<0.5	<1	<0.5	<0.5	<1.5	<1	<0.5	<50	<50	<50	<50

Table 5
Summary of Monitoring Well Sampling Results

Colonial Pipeline Company
2020-L1-SR2448
Huntersville, North Carolina

Lab Report Number	Sample ID	Well ID	Sample Date	Metals (µg/L)	VOCs (µg/L)																							MADEP VPH (µg/L)			
				Lead	Benzene	Bromodichloromethane	n-Butylbenzene	Chloroethane	Chloroform	Chloromethane	2-Chlorotoluene	Dibromochloromethane	1,2-Dichloroethane	Diisopropyl ether	Ethylbenzene	Isopropylbenzene (Cumene)	Methylene Chloride	Methyl-tert-butyl ether	Naphthalene	n-Propylbenzene	Tetrachloroethene	Toluene	Trichlorofluoromethane	1,2,4-Trimethylbenzene	1,3,5-Trimethylbenzene	Xylene (Total)	m&p-Xylene	o-Xylene	C5 - C8 Aliphatics	C9 - C12 Aliphatics	C9 - C10 Aromatics	VPH (Total)
NCAC 2L Standards				**15**	**1**	**0.6**	**70**	**3000**	**70**	**3**	**100**	**0.4**	**0.4**	**70**	**600**	**70**	**5**	**20**	**6**	**70**	**0.7**	**600**	**2000**	**400**	**400**	**500**	**500**	**500**	**400**	**700**	**200**	**NE**
IMAC Standards				**--**	**--**	**--**	**--**	**--**	**--**	**--**	**--**	**--**	**--**	**--**	**--**	**--**	**--**	**--**	**--**	**--**	**--**	**--**	**--**	**--**	**--**	**--**	**--**	**--**	**--**	**--**	**--**	**--**
92526616	MW-79_20210309	MW-79	03/09/2021	<5	<0.5	<0.5	<0.5	<1	<0.5	<1	<0.5	<0.5	<0.5	<0.5	<0.5	<0.5	<2	<0.5	<2	<0.5	<0.5	<0.5	<1	<0.5	<0.5	<1.5	<1	<0.5	<100	<100	<100	<100
92531585	MW-79_20210406	MW-79	04/06/2021	<5	<0.5	<0.5	<0.5	<1	<0.5	<1	<0.5	<0.5	<0.5	<0.5	<0.5	<0.5	<2	<0.5	<2	<0.5	<0.5	<0.5	<1	<0.5	<0.5	<1.5	<1	<0.5	<50	<50	<50	<50
92537153	MW-79_20210505	MW-79	05/05/2021	<5	<0.5	<0.5	<0.5	<1	<0.5	<1	<0.5	<0.5	<0.5	<0.5	<0.5	<0.5	<2	<0.5	<2	<0.5	<0.5	<0.5	<1	<0.5	<0.5	<1.5	<1	<0.5	<50	<50	<50	<50
92542352	MW-79_20210603	MW-79	06/03/2021	<5	<0.5	<0.5	<0.5	<1	<0.5	<1	<0.5	<0.5	<0.5	<0.5	<0.5	<0.5	<2	<0.5	<2	<0.5	<0.5	<0.5	<1	<0.5	<0.5	<1.5	<1	<0.5	<50	<50	<50	<50
92548170	MW-79_20210707	MW-79	07/07/2021	<5	**0.71**	<0.5	<0.5	<1	<0.5	<1	<0.5	<0.5	<0.5	<0.5	<0.5	<0.5	<2	<0.5	<2	<0.5	<0.5	**1.4**	<1	<0.5	<0.5	<1.5	<1	<0.5	<50	<50	<50	<50
92526616	MW-80_20210309	MW-80	03/09/2021	<5	<0.5	<0.5	<0.5	<1	<0.5	<1	<0.5	<0.5	<0.5	<0.5	<0.5	<0.5	<2	<0.5	<2	<0.5	<0.5	<0.5	<1	<0.5	<0.5	<1.5	<1	<0.5	<100	<100	<100	<100
92531225	MW-80_20210405	MW-80	04/05/2021	<5	<0.5	<0.5	<0.5	<1	<0.5	<1	<0.5	<0.5	<0.5	<0.5	<0.5	<0.5	<2	<0.5	<2	<0.5	<0.5	<0.5	<1	<0.5	<0.5	<1.5	<1	<0.5	<50	<50	<50	<50
92537153	MW-80_20210505	MW-80	05/05/2021	<5	<0.5	<0.5	<0.5	<1	<0.5	<1	<0.5	<0.5	<0.5	<0.5	<0.5	<0.5	<2	<0.5	<2	<0.5	<0.5	<0.5	<1	<0.5	<0.5	<1.5	<1	<0.5	<50	<50	<50	<50
92541992	MW-80_20210602	MW-80	06/02/2021	<5	<0.5	<0.5	<0.5	<1	<0.5	<1	<0.5	<0.5	<0.5	<0.5	<0.5	<0.5	<2	<0.5	<2	<0.5	<0.5	<0.5	<1	<0.5	<0.5	<1.5	<1	<0.5	<50	<50	<50	<50
92548170	MW-80_20210707	MW-80	07/07/2021	<5	<0.5	<0.5	<0.5	<1	<0.5	<1	<0.5	<0.5	<0.5	<0.5	<0.5	<0.5	<2	<0.5	<2	<0.5	<0.5	<0.5	<1	<0.5	<0.5	<1.5	<1	<0.5	<50	<50	<50	<50
92548170	DUP-2-20210707	MW-80	07/07/2021	<5	<0.5	<0.5	<0.5	<1	<0.5	<1	<0.5	<0.5	<0.5	<0.5	<0.5	<0.5	<2	<0.5	<2	<0.5	<0.5	<0.5	<1	<0.5	<0.5	**1.09J**	**0.73J**	**0.36J**	<50	<50	<50	<50
92527326	MW-81_20210311	MW-81	03/11/2021	<5	**3.5**	<0.5	<0.5	<1	<0.5	<1	<0.5	<0.5	<0.5	**2.9**	**2.9**	<0.5	<2	<0.5	<2	<0.5	<0.5	**12.5**	<1	**12.3**	<0.5	**42.3**	**22**	**20.3**	**1,640**	**263**	**93.5**	**170**
92531225	MW-81_20210405	MW-81	04/05/2021	<5	<0.5	<0.5	<0.5	<1	<0.5	<1	<0.5	<0.5	<0.5	<0.5	<0.5	<0.5	<2	<0.5	<2	<0.5	<0.5	<0.5	<1	<0.5	<0.5	<1.5	<1	<0.5	**60.8**	<50	<50	**60.8**
92537153	MW-81_20210505	MW-81	05/05/2021	<5	<0.5	<0.5	<0.5	<1	<0.5	<1	<0.5	<0.5	<0.5	<0.5	<0.5	<0.5	<2	<0.5	<2	<0.5	<0.5	<0.5	<1	<0.5	<0.5	<1.5	<1	<0.5	<50	<50	<50	<50
92541992	MW-81_20210602	MW-81	06/02/2021	<5	<0.5	<0.5	<0.5	<1	<0.5	<1	<0.5	<0.5	<0.5	<0.5	<0.5	<0.5	<2	<0.5	<2	<0.5	<0.5	<0.5	<1	<0.5	<0.5	<1.5	<1	<0.5	<50	<50	<50	<50
92548170	MW-81_20210707	MW-81	07/07/2021	<5	<0.5	<0.5	<0.5	<1	<0.5	<1	<0.5	<0.5	<0.5	<0.5	<0.5	<0.5	<2	<0.5	<2	<0.5	<0.5	<0.5	<1	<0.5	<0.5	<1.5	<1	<0.5	<50	<50	<50	<50
92527326	MW-82_20210311	MW-82	03/11/2021	<5	<0.5	<0.5	<0.5	<1	<0.5	<1	<0.5	<0.5	<0.5	<0.5	<0.5	<0.5	<2	<0.5	<2	<0.5	<0.5	<0.5	<1	<0.5	<0.5	<1.5	<1	<0.5	<50	<50	<50	<50
92531225	MW-82_20210405	MW-82	04/05/2021	<5	<0.5	<0.5	<0.5	<1	<0.5	<1	<0.5	<0.5	<0.5	<0.5	<0.5	<0.5	<2	<0.5	<2	<0.5	<0.5	<0.5	<1	<0.5	<0.5	<1.5	<1	<0.5	<50	<50	<50	<50
92537153	MW-82_20210505	MW-82	05/05/2021	<5	<0.5	<0.5	<0.5	<1	<0.5	<1	<0.5	<0.5	<0.5	<0.5	<0.5	<0.5	<2	<0.5	<2	<0.5	<0.5	<0.5	<1	<0.5	<0.5	<1	<1	<0.5	<50	<50	<50	<50
92541992	MW-82_20210602	MW-82	06/02/2021	<5	<0.5	<0.5	<0.5	<1	<0.5	<1	<0.5	<0.5	<0.5	<0.5	<0.5	<0.5	<2	<0.5	<2	<0.5	<0.5	<0.5	<1	<0.5	<0.5	<1.5	<1	<0.5	<50	<50	<50	<50
92548170	MW-82_20210707	MW-82	07/07/2021	<5	<0.5	<0.5	<0.5	<1	<0.5	<1	<0.5	<0.5	<0.5	<0.5	<0.5	<0.5	<2	<0.5	<2	<0.5	<0.5	<0.5	<1	<0.5	<0.5	<1.5	<1	<0.5	<50	<50	<50	<50
92527326	MW-83_20210311	MW-83	03/11/2021	**67.3**	<0.5	<0.5	<0.5	<1	<0.5	<1	<0.5	<0.5	<0.5	<0.5	<0.5	<0.5	<2	<0.5	<2	<0.5	<0.5	<0.5	<1	<0.5	<0.5	<1.5	<1	<0.5	<50	<50	<50	<50
92531853	MW-83_20210407	MW-83	04/07/2021	**35.9**	<0.5	<0.5	<0.5	<1	<0.5	<1	<0.5	<0.5	<0.5	<0.5	<0.5	<0.5	<2	<0.5	<2	<0.5	<0.5	<0.5	<1	<0.5	<0.5	<1.5	<1	<0.5	<50	<50	<50	<50
92537153	MW-83_20210505	MW-83	05/05/2021	<5	<0.5	<0.5	<0.5	<1	<0.5	<1	<0.5	<0.5	<0.5	<0.5	<0.5	<0.5	<2	<0.5	<2	<0.5	<0.5	<0.5	<1	<0.5	<0.5	<1	<1	<0.5	<50	<50	<50	<50
92541699	MW-83_20210601	MW-83	06/01/2021	**9.7**	<0.5	<0.5	<0.5	<1	<0.5	<1	<0.5	<0.5	<0.5	<0.5	<0.5	<0.5	<2	<0.5	<2	<0.5	<0.5	<0.5	<1	<0.5	<0.5	<1.5	<1	<0.5	<50	<50	<50	<50
92548170	MW-83_20210707	MW-83	07/07/2021	<5	<0.5	<0.5	<0.5	<1	<0.5	<1	<0.5	<0.5	<0.5	<0.5	<0.5	<0.5	<2	<0.5	<2	<0.5	<0.5	<0.5	<1	<0.5	<0.5	<1.5	<1	<0.5	<50	<50	<50	<50

Table 5
Summary of Monitoring Well Sampling Results

Colonial Pipeline Company
2020-L1-SR2448
Huntersville, North Carolina

Lab Report Number	Sample ID	Well ID	Sample Date	Metals (µg/L)	VOCs (µg/L)																								MADEP VPH (µg/L)			
				Lead	Benzene	Bromodichloromethane	n-Butylbenzene	Chloroethane	Chloroform	Chloromethane	2-Chlorotoluene	Dibromochloromethane	1,2-Dichloroethane	Diisopropyl ether	Ethylbenzene	Isopropylbenzene (Cumene)	Methylene Chloride	Methyl-tert-butyl ether	Naphthalene	n-Propylbenzene	Tetrachloroethene	Toluene	Trichlorofluoromethane	1,2,4-Trimethylbenzene	1,3,5-Trimethylbenzene	Xylene (Total)	m&p-Xylene	o-Xylene	C5 - C8 Aliphatics	C9 - C12 Aliphatics	C9 - C10 Aromatics	VPH (Total)
NCAC 2L Standards				**15**	**1**	**0.6**	**70**	**3000**	**70**	**3**	**100**	**0.4**	**0.4**	**70**	**600**	**70**	**5**	**20**	**6**	**70**	**0.7**	**600**	**2000**	**400**	**400**	**500**	**500**	**500**	**400**	**700**	**200**	**NE**
IMAC Standards				**--**	**--**	**--**	**--**	**--**	**--**	**--**	**--**	**--**	**--**	**--**	**--**	**--**	**--**	**--**	**--**	**--**	**--**	**--**	**--**	**--**	**--**	**--**	**--**	**--**	**--**	**--**	**--**	**--**
92527326	MW-84_20210311	MW-84	03/11/2021	<5	<0.5	<0.5	<0.5	<1	<0.5	<1	<0.5	<0.5	<0.5	**1.4**	<0.5	<0.5	<2	<0.5	<2	<0.5	<0.5	<0.5	<1	<0.5	<0.5	<1.5	<1	<0.5	<50	<50	<50	<50
92531853	MW-84_20210407	MW-84	04/07/2021	<5	<0.5	<0.5	<0.5	<1	<0.5	<1	<0.5	<0.5	<0.5	<0.5	<0.5	<0.5	<2	<0.5	<2	<0.5	<0.5	<0.5	<1	<0.5	<0.5	<1.5	<1	<0.5	<50	<50	<50	<50
92537153	MW-84_20210505	MW-84	05/05/2021	**45.7**	<0.5	<0.5	<0.5	<1	<0.5	<1	<0.5	<0.5	<0.5	<0.5	<0.5	<0.5	<2	<0.5	<2	<0.5	<0.5	<0.5	<1	<0.5	<0.5	<1	<1	<0.5	**269**	<50	<50	<50
92541699	MW-84_20210601	MW-84	06/01/2021	<5	<0.5	<0.5	<0.5	<1	<0.5	<1	<0.5	<0.5	<0.5	<0.5	<0.5	<0.5	<2	<0.5	<2	<0.5	<0.5	<0.5	<1	<0.5	<0.5	<1.5	<1	<0.5	<50	<50	<50	<50
92548170	MW-84_20210707	MW-84	07/07/2021	<5	<0.5	<0.5	<0.5	<1	<0.5	<1	<0.5	<0.5	<0.5	<0.5	<0.5	<0.5	<2	<0.5	<2	<0.5	<0.5	<0.5	<1	<0.5	<0.5	<1.5	<1	<0.5	<50	<50	<50	<50
92531231	MW-86_20210405	MW-86	04/05/2021	**175**	<0.5	<0.5	<0.5	<1	<0.5	<1	<0.5	<0.5	<0.5	<0.5	<0.5	<0.5	<2	<0.5	<2	<0.5	<0.5	<0.5	<1	<0.5	<0.5	<1.5	<1	<0.5	<50	<50	<50	<50
92536726	MW-86_20210504	MW-86	05/04/2021	**100**	<0.5	<0.5	<0.5	<1	<0.5	<1	<0.5	<0.5	<0.5	<0.5	<0.5	<0.5	<2	<0.5	<2	<0.5	<0.5	<0.5	<1	<0.5	<0.5	<1.5	<1	<0.5	<50	<50	<50	<50
92541991	MW-86_20210602	MW-86	06/02/2021	<5	<0.5	<0.5	<0.5	<1	<0.5	<1	<0.5	<0.5	<0.5	<0.5	<0.5	<0.5	<2	<0.5	<2	<0.5	<0.5	<0.5	<1	<0.5	<0.5	<1.5	<1	<0.5	<50	<50	<50	<50
92548169	MW-86_20210707	MW-86	07/07/2021	<5	<0.5	<0.5	<0.5	<1	<0.5	<1	<0.5	<0.5	<0.5	<0.5	<0.5	<0.5	<2	<0.5	<2	<0.5	<0.5	<0.5	<1	<0.5	<0.5	<1.5	<1	<0.5	<50	<50	<50	<50
92537489	MW-87_20210506	MW-87	05/06/2021	<5	**0.55**	**0.31J**	<0.5	<1	**3**	<1	<0.5	<0.5	<0.5	<0.5	<0.5	<0.5	<2	<0.5	<2	<0.5	<0.5	**0.63**	<1	<0.5	<0.5	<1.5	<1	<0.5	<50	<50	<50	<50
92542611	MW-87_20210604	MW-87	06/04/2021	<5	<0.5	**0.41J**	<0.5	<1	**3.4**	<1	<0.5	<0.5	<0.5	<0.5	<0.5	<0.5	<2	<0.5	<2	<0.5	<0.5	<0.5	<1	<0.5	<0.5	<1.5	<1	<0.5	<50	<50	<50	<50
92548787	MW-87_20210709	MW-87	07/09/2021	<5	<0.5	**0.35J**	<0.5	<1	**2.8**	<1	<0.5	<0.5	<0.5	<0.5	<0.5	<0.5	<2	<0.5	<2	<0.5	<0.5	<0.5	<1	<0.5	<0.5	<1.5	<1	<0.5	<50	<50	<50	<50
92537489	MW-88_20210506	MW-88	05/06/2021	<5	<0.5	**0.48J**	<0.5	<1	**2.9**	<1	<0.5	<0.5	<0.5	<0.5	<0.5	<0.5	<2	<0.5	<2	<0.5	<0.5	<0.5	<1	<0.5	<0.5	<1.5	<1	<0.5	<50	<50	<50	<50
92542611	MW-88_20210604	MW-88	06/04/2021	<5	<0.5	**0.34J**	<0.5	<1	**2.1**	<1	<0.5	<0.5	<0.5	<0.5	<0.5	<0.5	<2	<0.5	<2	<0.5	<0.5	<0.5	<1	<0.5	<0.5	<1.5	<1	<0.5	<50	<50	<50	<50
92548787	MW-88_20210709	MW-88	07/09/2021	<5	<0.5	<0.5	<0.5	<1	**1.2**	<1	<0.5	<0.5	<0.5	<0.5	<0.5	<0.5	<2	<0.5	<2	<0.5	<0.5	<0.5	<1	<0.5	<0.5	<1.5	<1	<0.5	<50	<50	<50	<50
92537784	MW-89_20210507	MW-89	05/07/2021	<5	<0.5	<0.5	<0.5	<1	<0.5	<1	<0.5	<0.5	<0.5	<0.5	<0.5	<0.5	<2	<0.5	<2	<0.5	<0.5	<0.5	<1	<0.5	<0.5	<1.5	<1	<0.5	<50	<50	<50	<50
92542611	MW-89_20210604	MW-89	06/04/2021	<5	<0.5	<0.5	<0.5	<1	<0.5	<1	<0.5	<0.5	<0.5	<0.5	<0.5	<0.5	<2	<0.5	<2	<0.5	<0.5	<0.5	<1	<0.5	<0.5	<1.5	<1	<0.5	<50	<50	<50	<50
92542611	MW-89_20210604	MW-89	06/04/2021	<5	<0.5	<0.5	<0.5	<1	<0.5	<1	<0.5	<0.5	<0.5	<0.5	<0.5	<0.5	<2	<0.5	<2	<0.5	<0.5	<0.5	<1	<0.5	<0.5	<1.5	<1	<0.5	<50	<50	<50	<50
92548787	MW-89_20210709	MW-89	07/09/2021	<5	<0.5	<0.5	<0.5	<1	<0.5	<1	<0.5	<0.5	<0.5	<0.5	<0.5	<0.5	<2	<0.5	<2	<0.5	<0.5	<0.5	<1	<0.5	<0.5	<1.5	<1	<0.5	<50	<50	<50	<50
92543881	MW-92_20210611	MW-92	06/11/2021	<5	<0.5	**0.39J**	<0.5	<1	**2.7**	<1	<0.5	<0.5	<0.5	**0.5J**	<0.5	<0.5	<2	<0.5	<2	<0.5	<0.5	<0.5	<1	<0.5	<0.5	<1.5	<1	<0.5	<50	<50	<50	<50
92548527	MW-92_20210708	MW-92	07/08/2021	**14.7**	<0.5	<0.5	<0.5	<1	**0.63**	<1	<0.5	<0.5	<0.5	<0.5	<0.5	<0.5	<2	<0.5	<2	<0.5	<0.5	<0.5	<1	<0.5	<0.5	<1.5	<1	<0.5	<50	<50	<50	<50
92543881	MW-93_20210611	MW-93	06/11/2021	**19.8**	<0.5	<0.5	<0.5	<1	**0.47J**	<1	<0.5	<0.5	<0.5	<0.5	<0.5	<0.5	<2	<0.5	<2	<0.5	<0.5	<0.5	<1	<0.5	<0.5	<1.5	<1	<0.5	<50	<50	<50	<50
92548527	MW-93_20210708	MW-93	07/08/2021	**10**	<0.5	<0.5	<0.5	<1	<0.5	<1	<0.5	<0.5	<0.5	<0.5	<0.5	<0.5	<2	<0.5	<2	<0.5	<0.5	<0.5	<1	<0.5	<0.5	<1.5	<1	<0.5	<50	<50	<50	<50

Table 5
Summary of Monitoring Well Sampling Results

Colonial Pipeline Company
2020-L1-SR2448
Huntersville, North Carolina

Lab Report Number	Sample ID	Well ID	Sample Date	Metals (µg/L)	VOCs (µg/L)																							MADEP VPH (µg/L)			
				Lead	Benzene	Bromodichloromethane	n-Butylbenzene	Chloroethane	Chloroform	Chloromethane	2-Chlorotoluene	Dibromochloromethane	1,2-Dichloroethane	Diisopropyl ether	Ethylbenzene	Isopropylbenzene (Cumene)	Methylene Chloride	Methyl-tert-butyl ether	Naphthalene	n-Propylbenzene	Tetrachloroethene	Toluene	Trichlorofluoromethane	1,2,4-Trimethylbenzene	1,3,5-Trimethylbenzene	Xylene (Total)	m&p-Xylene	o-Xylene	C5 - C8 Aliphatics	C9 - C12 Aliphatics	C9 - C10 Aromatics	VPH (Total)
NCAC 2L Standards				**15**	**1**	**0.6**	**70**	**3000**	**70**	**3**	**100**	**0.4**	**0.4**	**70**	**600**	**70**	**5**	**20**	**6**	**70**	**0.7**	**600**	**2000**	**400**	**400**	**500**	**500**	**500**	**400**	**700**	**200**	**NE**
IMAC Standards				**--**	**--**	**--**	**--**	**--**	**--**	**--**	**--**	**--**	**--**	**--**	**--**	**--**	**--**	**--**	**--**	**--**	**--**	**--**	**--**	**--**	**--**	**--**	**--**	**--**	**--**	**--**	**--**	**--**
Deep Monitoring Wells																															
92515762	MW-7D (120-127)'	MW-07D	01/10/2021	**18.8**	<0.50	<0.50	<0.50	<1.0	<0.50	<1.0	<0.50	<0.50	<0.50	<0.50	<0.50	<0.50	<2.0	<0.50	<2.0	<0.50	<0.50	**66.9**	<1.0	<0.50	<0.50	<1.5	<1.0	<0.50	**132**	<100	<100	**132**
92515762	DUP-6	MW-07D	01/10/2021	**7**	<0.50	<0.50	<0.50	<1.0	<0.50	<1.0	<0.50	<0.50	<0.50	<0.50	<0.50	<0.50	<2.0	<0.50	<2.0	<0.50	<0.50	**60.2**	<1.0	<0.50	<0.50	<1.5	<1.0	<0.50	**127**	<100	<100	**127**
92515762	MW-7D (84-91)'	MW-07D	01/11/2021	**15.5**	<0.50	<0.50	<0.50	<1.0	<0.50	<1.0	<0.50	<0.50	<0.50	<0.50	<0.50	<0.50	<2.0	<0.50	<2.0	<0.50	<0.50	**146**	<1.0	<0.50	<0.50	<1.5	<1.0	<0.50	**285**	<100	<100	**285**
92521237	MW-7D_20210209	MW-07D	02/09/2021	<5	<1	<1	<1	<2	<1	<2	<1	<1	<1	<1	<1	<1	<4	<1	<4	<1	<1	**184**	<2	<1	<1	<3	<2	<1	**360**	<100	<100	**360**
92526618	MW-07D_20210309	MW-07D	03/09/2021	<5	<0.5	<0.5	<0.5	<1	<0.5	<1	<0.5	<0.5	<0.5	<0.5	<0.5	<0.5	<2	<0.5	<2	<0.5	<0.5	**0.66**	<1	<0.5	<0.5	<1.5	<1	<0.5	<100	<100	<100	<100
92532417	MW-07D_20210408	MW-07D	04/08/2021	<5	<0.5	<0.5	<0.5	<1	<0.5	<1	<0.5	<0.5	<0.5	<0.5	<0.5	<0.5	<2	<0.5	<2	<0.5	<0.5	<0.5	<1	<0.5	<0.5	<1.5	<1	<0.5	<50	<50	<50	<50
92537784	MW-07D_20210507	MW-07D	05/07/2021	<5	<0.5	<0.5	<0.5	<1	<0.5	<1	<0.5	<0.5	<0.5	<0.5	<0.5	<0.5	<2	<0.5	<2	<0.5	<0.5	<0.5	<1	<0.5	<0.5	<1.5	<1	<0.5	<50	<50	<50	<50
92542375	MW-07D_20210603	MW-07D	06/03/2021	<5	<0.5	<0.5	<0.5	<1	<0.5	<1	<0.5	<0.5	<0.5	<0.5	<0.5	<0.5	<2	<0.5	<2	<0.5	<0.5	<0.5	<1	<0.5	<0.5	<1.5	<1	<0.5	<50	<50	<50	<50
92548787	MW-07D_20210709	MW-07D	07/09/2021	<5	<0.5	<0.5	<0.5	<1	<0.5	<1	<0.5	<0.5	<0.5	<0.5	<0.5	<0.5	<2	<0.5	<2	<0.5	<0.5	<0.5	<1	<0.5	<0.5	<1.5	<1	<0.5	<50	<50	<50	<50
92526264	MW-14D_20210308	MW-14D	03/08/2021	**59.2**	<0.5	<0.5	<0.5	<1	**1.2**	<1	<0.5	<0.5	<0.5	**0.51**	<0.5	<0.5	<2	<0.5	<2	<0.5	<0.5	<0.5	<1	<0.5	<0.5	<1.5	<1	<0.5	<100	<100	<100	<100
92531231	MW-14D_20210405	MW-14D	04/05/2021	**143**	<0.5	<0.5	<0.5	<1	**0.97**	<1	<0.5	<0.5	<0.5	<0.5	<0.5	<0.5	<2	<0.5	<2	<0.5	<0.5	<0.5	<1	<0.5	<0.5	<1.5	<1	<0.5	<50	<50	<50	<50
92536726	MW-14D_20210504	MW-14D	05/04/2021	**13.5**	<0.5	<0.5	<0.5	<1	<0.5	<1	<0.5	<0.5	<0.5	<0.5	<0.5	<0.5	<2	<0.5	<2	<0.5	<0.5	<0.5	<1	<0.5	<0.5	<1.5	<1	<0.5	<50	<50	<50	<50
92541703	MW-14D_20210601	MW-14D	06/01/2021	<5	<0.5	<0.5	<0.5	<1	<0.5	<1	<0.5	<0.5	<0.5	<0.5	<0.5	<0.5	<2	<0.5	<2	<0.5	<0.5	<0.5	<1	<0.5	<0.5	<1.5	<1	<0.5	<50	<50	<50	<50
92547899	MW-14D_20210706	MW-14D	07/06/2021	<5	<0.5	<0.5	<0.5	<1	<0.5	<1	<0.5	<0.5	<0.5	<0.5	<0.5	<0.5	<2	<0.5	<2	<0.5	<0.5	<0.5	<1	<0.5	<0.5	<1.5	<1	<0.5	<50	<50	<50	<50
92548519	MW-16D_20210708	MW-16D	07/08/2021	<5	<0.5	<0.5	<0.5	<1	<0.5	<1	<0.5	<0.5	<0.5	<0.5	<0.5	<0.5	<2	<0.5	<2	<0.5	<0.5	<0.5	<1	<0.5	<0.5	<1.5	<1	<0.5	<50	<50	<50	<50
92515755	MW-25D (125-139)	MW-25D	01/09/2021	**5.1**	<0.50	<0.50	<0.50	<1.0	<0.50	<1.0	<0.50	<0.50	<0.50	**1.2**	<0.50	<0.50	<2.0	<0.50	<2.0	<0.50	<0.50	<0.50	<1.0	<0.50	<0.50	<1.5	<1.0	<0.50	<100	<100	<100	<100
92515755	DUP-1-20210109	MW-25D	01/09/2021	<5.0	<0.50	<0.50	<0.50	<1.0	<0.50	<1.0	<0.50	<0.50	<0.50	**1.2**	<0.50	<0.50	<2.0	<0.50	<2.0	<0.50	<0.50	<0.50	<1.0	<0.50	<0.50	<1.5	<1.0	<0.50	<100	<100	<100	<100
92515869	MW-25D (83-90)	MW-25D	01/11/2021	**8.1**	<0.50	<0.50	<0.50	<1.0	<0.50	<1.0	<0.50	<0.50	<0.50	**0.88**	<0.50	<0.50	<2.0	<0.50	<2.0	<0.50	<0.50	**131**	<1.0	<0.50	<0.50	<1.5	<1.0	<0.50	**118**	<100	<100	**118**
92515869	MW-25D (108-115)	MW-25D	01/11/2021	**7.9**	<0.50	<0.50	<0.50	<1.0	<0.50	<1.0	<0.50	<0.50	<0.50	**0.91**	<0.50	<0.50	<2.0	<0.50	<2.0	<0.50	<0.50	**34.1**	<1.0	<0.50	<0.50	<1.5	<1.0	<0.50	<100	<100	<100	<100
92515869	MW-25D (115-122)	MW-25D	01/11/2021	<5.0	<0.50	<0.50	<0.50	<1.0	<0.50	<1.0	<0.50	<0.50	<0.50	**0.97**	<0.50	<0.50	<2.0	<0.50	<2.0	<0.50	<0.50	**3.8**	<1.0	<0.50	<0.50	<1.5	<1.0	<0.50	<100	<100	<100	<100
92515869	DUP-7	MW-25D	01/11/2021	<5.0	<0.50	<0.50	<0.50	<1.0	<0.50	<1.0	<0.50	<0.50	<0.50	**0.98**	<0.50	<0.50	<2.0	<0.50	<2.0	<0.50	<0.50	**4**	<1.0	<0.50	<0.50	<1.5	<1.0	<0.50	<100	<100	<100	<100
92521871	MW-25D_20210211	MW-25D	02/11/2021	<5	**1.5**	<0.5	<0.5	<1	<0.5	<1	<0.5	<0.5	<0.5	**0.69**	**1.5**	<0.5	<2	<0.5	<2	<0.5	<0.5	**19.9**	<1	**1.6**	<0.5	**8.1**	**5.4**	**2.7**	<100	<100	<100	**115**
92526977	MW-25D_20210310	MW-25D	03/10/2021	<5	<0.5	<0.5	<0.5	<1	<0.5	<1	<0.5	<0.5	<0.5	**1.2**	<0.5	<0.5	<2	<0.5	<2	<0.5	<0.5	<0.5	<1	<0.5	<0.5	<1.5	<1	<0.5	<100	<100	<100	<100
92532417	MW-25D_20210408	MW-25D	04/08/2021	<5	<0.5	<0.5	<0.5	<1	<0.5	<1	<0.5	<0.5	<0.5	**0.57**	<0.5	<0.5	<2	<0.5	<2	<0.5	<0.5	<0.5	<1	<0.5	<0.5	<1.5	<1	<0.5	<50	<50	<50	<50
92537784	MW-25D_20210507	MW-25D	05/07/2021	<5	<0.5	<0.5	<0.5	<1	<0.5	<1	<0.5	<0.5	<0.5	**1.2**	<0.5	<0.5	<2	**0.44J**	<2	<0.5	<0.5	<0.5	<1	<0.5	<0.5	<1.5	<1	<0.5	<50	<50	<50	<50
92542375	MW-25D_20210603	MW-25D	06/03/2021	<5	**0.46J**	<0.5	<0.5	<1	<0.5	<1	<0.5	<0.5	<0.5	**7.3**	<0.5	<0.5	<2	**3.4**	<2	<0.5	<0.5	<0.5	<1	<0.5	<0.5	<1.5	<1	<0.5	<50	<50	<50	<50
92548527	MW-25D_20210708	MW-25D	07/08/2021	**7.9**	**12.5**	<0.5	<0.5	<1	<0.5	<1	<0.5	<0.5	<0.5	**11.6**	**0.88**	<0.5	<2	**6.4**	<2	<0.5	<0.5	**0.64**	<1	<0.5	<0.5	**5.0**	**2.1**	**2.9**	**109**	<50	<50	**127**
92541992	MW-31D_20210602	MW-31D	06/02/2021	<5	<0.5	<0.5	<0.5	<1	<0.5	<1	<0.5	<0.5	<0.5	<0.5	<0.5	<0.5	<2	<0.5	<2	<0.5	<0.5	<0.5	<1	<0.5	<0.5	<1.5	<1	<0.5	<50	<50	<50	<50
92548170	MW-31D_20210707	MW-31D	07/07/2021	<5	<0.5	<0.5	<0.5	<1	<0.5	<1	<0.5	<0.5	<0.5	<0.5	<0.5	<0.5	<2	<0.5	<2	<0.5	<0.5	<0.5	<1	<0.5	<0.5	<1.5	<1	<0.5	<50	<50	<50	<50
92514955	MW-36D (96.5-103.5)	MW-36D	01/05/2021	**40.5**	<0.50	<0.50	<0.50	<1.0	<0.50	<1.0	<0.50	<0.50	<0.50	<0.50	<0.50	<0.50	<2.0	<0.50	<2.0	<0.50	<0.50	**169**	<1.0	<0.50	<0.50	<1.5	<1.0	<0.50	**280**	<100	<100	**318**
92514955	DUP-2	MW-36D	01/05/2021	**47.3**	<0.50	<0.50	<0.50	<1.0	<0.50	<1.0	<0.50	<0.50	<0.50	<0.50	<0.50	<0.50	<2.0	<0.50	<2.0	<0.50	<0.50	**164**	<1.0	<0.50	<0.50	<1.5	<1.0	<0.50	**281**	<100	<100	**318**
92521237	MW-36D_20210209	MW-36D	02/09/2021	**72.1**	<0.5	<0.5	<0.5	<1	<0.5	<1	<0.5	<0.5	<0.5	<0.5	<0.5	<0.5	<2	<0.5	<2	<0.5	<0.5	**1.1**	<1	<0.5	<0.5	<1.5	<1	<0.5	<100	<100	<100	<100
92526618	MW-36D_20210309	MW-36D	03/09/2021	**76.9**	<0.5	<0.5	<0.5	<1	<0.5	<1	<0.5	<0.5	<0.5	<0.5	<0.5	<0.5	<2	<0.5	<2	<0.5	<0.5	<0.5	<1	<0.5	<0.5	<1.5	<1	<0.5	<100	<100	<100	<100
92537489	MW-36DR_20210506	MW-36DR	05/05/2021	<5	<0.5	<0.5	<0.5	<1	<0.5	<1	<0.5	<0.5	<0.5	<0.5	<0.5	<0.5	<2	<0.5	<2	<0.5	<0.5	<0.5	<1	<0.5	<0.5	<1.5	<1	<0.5	<50	<50	<50	<50
92542611	MW-36DR_20210604	MW-36DR	06/04/2021	**5.1**	<0.5	<0.5	<0.5	<1	<0.5	<1	<0.5	<0.5	<0.5	<0.5	<0.5	<0.5	<2	<0.5	<2	<0.5	<0.5	<0.5	<1	<0.5	<0.5	<1.5	<1	<0.5	<50	<50	<50	<50
92548787	MW-36DR_20210709	MW-36DR	07/09/2021	**7.4**	<0.5	<0.5	<0.5	<1	<0.5	<1	<0.5	<0.5	<0.5	<0.5	<0.5	<0.5	<2	<0.5	<2	<0.5	<0.5	<0.5	<1	<0.5	<0.5	<1.5	<1	<0.5	<50	<50	<50	<50

Table 5
Summary of Monitoring Well Sampling Results

Colonial Pipeline Company
2020-L1-SR2448
Huntersville, North Carolina

Lab Report Number	Sample ID	Well ID	Sample Date	Metals (µg/L)	VOCs (µg/L)																							MADEP VPH (µg/L)			
				Lead	Benzene	Bromodichloromethane	n-Butylbenzene	Chloroethane	Chloroform	Chloromethane	2-Chlorotoluene	Dibromochloromethane	1,2-Dichloroethane	Diisopropyl ether	Ethylbenzene	Isopropylbenzene (Cumene)	Methylene Chloride	Methyl-tert-butyl ether	Naphthalene	n-Propylbenzene	Tetrachloroethene	Toluene	Trichlorofluoromethane	1,2,4-Trimethylbenzene	1,3,5-Trimethylbenzene	Xylene (Total)	m&p-Xylene	o-Xylene	C5 - C8 Aliphatics	C9 - C12 Aliphatics	C9 - C10 Aromatics	VPH (Total)
NCAC 2L Standards				**15**	**1**	**0.6**	**70**	**3000**	**70**	**3**	**100**	**0.4**	**0.4**	**70**	**600**	**70**	**5**	**20**	**6**	**70**	**0.7**	**600**	**2000**	**400**	**400**	**500**	**500**	**500**	**400**	**700**	**200**	**NE**
IMAC Standards				**--**	**--**	**--**	**--**	**--**	**--**	**--**	**--**	**--**	**--**	**--**	**--**	**--**	**--**	**--**	**--**	**--**	**--**	**--**	**--**	**--**	**--**	**--**	**--**	**--**	**--**	**--**	**--**	**--**
92516451	MW-57D (91-101)	MW-57D	01/12/2021	**124**	<0.50	<0.50	<0.50	<1.0	<0.50	<1.0	<0.50	<0.50	<0.50	<0.50	<0.50	<0.50	<2.0	<0.50	<2.0	<0.50	<0.50	**8**	<1.0	<0.50	<0.50	<1.5	<1.0	<0.50	<100	<100	<100	<100
92521237	MW-57D_20210209	MW-57D	02/09/2021	**22.8**	<0.5	<0.5	<0.5	<1	<0.5	<1	<0.5	<0.5	<0.5	<0.5	<0.5	<0.5	<2	<0.5	<2	<0.5	<0.5	<0.5	<1	<0.5	<0.5	<1.5	<1	<0.5	<100	<100	<100	<100
92526618	MW-57D_20210309	MW-57D	03/09/2021	**8.0**	<0.5	<0.5	<0.5	<1	<0.5	<1	<0.5	<0.5	<0.5	<0.5	<0.5	<0.5	<2	<0.5	<2	<0.5	<0.5	<0.5	<1	<0.5	<0.5	<1.5	<1	<0.5	<100	<100	<100	<100
92530256	MW-57D_20210407	MW-57D	04/07/2021	**31.4**	<0.5	<0.5	<0.5	<1	<0.5	<1	<0.5	<0.5	<0.5	<0.5	<0.5	<0.5	<2	<0.5	<2	<0.5	<0.5	<0.5	<1	<0.5	<0.5	<1.5	<1	<0.5	<50	<50	<50	<50
92537784	MW-57D_20210507	MW-57D	05/07/2021	**19.4**	<0.5	<0.5	<0.5	<1	<0.5	<1	<0.5	<0.5	<0.5	<0.5	<0.5	<0.5	<2	<0.5	<2	<0.5	<0.5	<0.5	<1	<0.5	<0.5	<1.5	<1	<0.5	<50	<50	<50	<50
92542375	MW-57D_20210603	MW-57D	06/03/2021	**6.1**	<0.5	<0.5	<0.5	<1	<0.5	<1	<0.5	<0.5	<0.5	<0.5	<0.5	<0.5	<2	<0.5	<2	<0.5	<0.5	<0.5	<1	<0.5	<0.5	<1.5	<1	<0.5	<50	<50	<50	<50
92548527	MW-57D_20210708	MW-57D	07/08/2021	<5	<0.5	<0.5	<0.5	<1	<0.5	<1	<0.5	<0.5	<0.5	<0.5	<0.5	<0.5	<2	<0.5	<2	<0.5	<0.5	<0.5	<1	<0.5	<0.5	<1.5	<1	<0.5	<50	<50	<50	<50
92515213	MW-59D (150-160)	MW-59D	01/06/2021	**6.9**	<0.50	<0.50	<0.50	<1.0	<0.50	<1.0	<0.50	<0.50	<0.50	<0.50	<0.50	<0.50	<2.0	<0.50	<2.0	<0.50	<0.50	**34.3**	<1.0	<0.50	<0.50	<1.5	<1.0	<0.50	<100	<100	<100	<100
92515213	DUP-3	MW-59D	01/06/2021	**9.9**	<0.50	<0.50	<0.50	<1.0	<0.50	<1.0	<0.50	<0.50	<0.50	<0.50	<0.50	<0.50	<2.0	<0.50	<2.0	<0.50	<0.50	**35**	<1.0	<0.50	<0.50	<1.5	<1.0	<0.50	<100	<100	<100	<100
92522123	MW-59D_20210212	MW-59D	02/12/2021	<5	<0.5	<0.5	<0.5	<1	<0.5	<1	<0.5	<0.5	<0.5	<0.5	<0.5	<0.5	<2	<0.5	<2	<0.5	<0.5	**23.3**	<1	<0.5	<0.5	<1.5	<1	<0.5	<100	<100	<100	<100
92526977	MW-59D_20210310	MW-59D	03/10/2021	**5.7**	<0.5	<0.5	<0.5	<1	<0.5	<1	<0.5	<0.5	<0.5	<0.5	<0.5	<0.5	<2	<0.5	<2	<0.5	<0.5	**13.1**	<1	<0.5	<0.5	<1.5	<1	<0.5	<100	<100	<100	<100
92532417	MW-59D_20210408	MW-59D	04/08/2021	<5	<0.5	<0.5	<0.5	<1	<0.5	<1	<0.5	<0.5	<0.5	<0.5	<0.5	<0.5	<2	<0.5	<2	<0.5	<0.5	<0.5	<1	<0.5	<0.5	<1.5	<1	<0.5	<50	<50	<50	<50
92537784	MW-59D_20210507	MW-59D	05/07/2021	<5	<0.5	<0.5	<0.5	<1	<0.5	<1	<0.5	<0.5	<0.5	<0.5	<0.5	<0.5	<2	<0.5	<2	<0.5	<0.5	<0.5	<1	<0.5	<0.5	<1.5	<1	<0.5	<50	<50	<50	<50
92542611	MW-59D_20210604	MW-59D	06/04/2021	<5	<0.5	<0.5	<0.5	<1	<0.5	<1	<0.5	<0.5	<0.5	<0.5	<0.5	<0.5	<2	<0.5	<2	<0.5	<0.5	**0.83**	<1	<0.5	<0.5	<1.5	<1	<0.5	<50	<50	<50	<50
92548787	MW-59D_20210709	MW-59D	07/09/2021	<5	<0.5	<0.5	<0.5	<1	<0.5	<1	<0.5	<0.5	<0.5	<0.5	<0.5	<0.5	<2	<0.5	<2	<0.5	<0.5	**0.55**	<1	<0.5	<0.5	<1.5	<1	<0.5	<50	<50	<50	<50
92514602	MW-61D(96.5-103.5)	MW-61D	01/04/2021	**8.3**	<0.50	**2.8**	<0.50	<1.0	**11.3**	<1.0	<0.50	**0.65**	<0.50	<0.50	<0.50	<0.50	<2.0	<0.50	<2.0	<0.50	<0.50	**2**	<1.0	<0.50	<0.50	<1.5	<1.0	<0.50	<100	<100	<100	<100
92514602	DUP-1	MW-61D	01/04/2021	**12**	<0.50	**3**	<0.50	**1.1**	**11.4**	<1.0	<0.50	**0.55**	<0.50	<0.50	<0.50	<0.50	<2.0	<0.50	<2.0	<0.50	<0.50	**1.5**	<1.0	<0.50	<0.50	<1.5	<1.0	<0.50	<100	<100	<100	<100
92521555	MW-61D_20210210	MW-61D	02/10/2021	<5	<0.5	**3.3**	<0.5	<1	**12.9**	<1	<0.5	**0.89**	<0.5	<0.5	<0.5	<0.5	<2	<0.5	<2	<0.5	<0.5	<0.5	<1	<0.5	<0.5	<1.5	<1	<0.5	<100	<100	<100	<100
92526977	MW-61D_20210310	MW-61D	03/10/2021	<5	<0.5	**3.1**	<0.5	<1	**12.0**	<1	<0.5	**0.59**	<0.5	<0.5	<0.5	<0.5	<2	<0.5	<2	<0.5	<0.5	<0.5	<1	<0.5	<0.5	<1.5	<1	<0.5	<100	<100	<100	<100
92530256	MW-61D_20210407	MW-61D	04/07/2021	<5	<0.5	**2.8**	<0.5	<1	**12.0**	<1	<0.5	**0.84**	<0.5	<0.5	<0.5	<0.5	<2	<0.5	<2	<0.5	<0.5	<0.5	<1	<0.5	<0.5	<1.5	<1	<0.5	<50	<50	<50	<50
92537784	MW-61D_20210507	MW-61D	05/07/2021	<5	<0.5	**2.8**	<0.5	<1	**12.7**	<1	<0.5	**0.67**	<0.5	<0.5	<0.5	<0.5	<2	<0.5	<2	<0.5	<0.5	<0.5	<1	<0.5	<0.5	<1.5	<1	<0.5	<50	<50	<50	<50
92541993	MW-61D_20210602	MW-61D	06/02/2021	<5	<0.5	**2.5**	<0.5	<1	**11.8**	<1	<0.5	**0.6**	<0.5	<0.5	<0.5	<0.5	<2	<0.5	<2	<0.5	<0.5	<0.5	<1	<0.5	<0.5	<1.5	<1	<0.5	<50	<50	<50	<50
92548787	MW-61D_20210709	MW-61D	07/09/2021	<5	<0.5	**1.4**	<0.5	<1	**7.1**	<1	<0.5	**0.36J**	<0.5	<0.5	<0.5	<0.5	<2	<0.5	<2	<0.5	<0.5	<0.5	<1	<0.5	<0.5	<1.5	<1	<0.5	<50	<50	<50	<50
92515858	MW-62D (125-143)	MW-62D	01/07/2021	<5.0	<0.50	<0.50	<0.50	<1.0	<0.50	<1.0	<0.50	<0.50	<0.50	<0.50	<0.50	<0.50	<2.0	<0.50	<2.0	<0.50	<0.50	<0.50	<1.0	<0.50	<0.50	<1.5	<1.0	<0.50	<100	<100	<100	<100
92522265	MW-62D_20210215	MW-62D	02/15/2021	<5	<0.5	<0.5	<0.5	<1	<0.5	<1	<0.5	<0.5	<0.5	<0.5	<0.5	<0.5	<2	<0.5	<2	<0.5	<0.5	<0.5	<1	<0.5	<0.5	<1.5	<1	<0.5	<100	<100	<100	<100
92526264	MW-62D_20210308	MW-62D	03/08/2021	<5	<0.5	<0.5	<0.5	<1	<0.5	<1	<0.5	<0.5	<0.5	<0.5	<0.5	<0.5	<2	<0.5	<2	<0.5	<0.5	<0.5	<1	<0.5	<0.5	<1.5	<1	<0.5	<100	<100	<100	<100
92531580	MW-62D_20210406	MW-62D	04/06/2021	<5	<0.5	<0.5	<0.5	<1	<0.5	<1	<0.5	<0.5	<0.5	<0.5	**0.52**	<0.5	<2	<0.5	<2	<0.5	<0.5	<0.5	<1	<0.5	<0.5	**2.6**	**1.0**	**1.6**	<50	<50	<50	<50
92537466	MW-62D_20210506	MW-62D	05/06/2021	<5	<0.5	<0.5	<0.5	<1	<0.5	<1	<0.5	<0.5	<0.5	<0.5	**0.39J**	<0.5	<2	<0.5	<2	<0.5	<0.5	**0.68**	<1	<0.5	<0.5	**1.99**	**0.89J**	**1.1**	<50	<50	<50	<50
92541703	MW-62D_20210601	MW-62D	06/01/2021	<5	<0.5	<0.5	<0.5	<1	<0.5	<1	<0.5	<0.5	<0.5	<0.5	**0.78**	<0.5	<2	<0.5	<2	<0.5	<0.5	**3.1**	<1	**0.69**	<0.5	**4.40**	**2.6**	**1.8**	<50	<50	<50	<50
92547899	MW-62D_20210706	MW-62D	07/06/2021	<5	<0.5	<0.5	<0.5	<1	<0.5	<1	<0.5	<0.5	<0.5	<0.5	**0.45J**	<0.5	<2	<0.5	<2	<0.5	<0.5	**1.7**	<1	<0.5	<0.5	**2.35**	**1.5**	**0.85**	<50	<50	<50	<50

Table 5
Summary of Monitoring Well Sampling Results

Colonial Pipeline Company
2020-L1-SR2448
Huntersville, North Carolina

Lab Report Number	Sample ID	Well ID	Sample Date	Metals (µg/L)	VOCs (µg/L)																								MADEP VPH (µg/L)			
				Lead	Benzene	Bromodichloromethane	n-Butylbenzene	Chloroethane	Chloroform	Chloromethane	2-Chlorotoluene	Dibromochloromethane	1,2-Dichloroethane	Diisopropyl ether	Ethylbenzene	Isopropylbenzene (Cumene)	Methylene Chloride	Methyl-tert-butyl ether	Naphthalene	n-Propylbenzene	Tetrachloroethene	Toluene	Trichlorofluoromethane	1,2,4-Trimethylbenzene	1,3,5-Trimethylbenzene	Xylene (Total)	m&p-Xylene	o-Xylene	C5 - C8 Aliphatics	C9 - C12 Aliphatics	C9 - C10 Aromatics	VPH (Total)
			NCAC 2L Standards	**15**	**1**	**0.6**	**70**	**3000**	**70**	**3**	**100**	**0.4**	**0.4**	**70**	**600**	**70**	**5**	**20**	**6**	**70**	**0.7**	**600**	**2000**	**400**	**400**	**500**	**500**	**500**	**400**	**700**	**200**	**NE**
			IMAC Standards	**--**	**--**	**--**	**--**	**--**	**--**	**--**	**--**	**--**	**--**	**--**	**--**	**--**	**--**	**--**	**--**	**--**	**--**	**--**	**--**	**--**	**--**	**--**	**--**	**--**	**--**	**--**	**--**	**--**
92515642	MW-65D (115-150)	MW-65D	01/07/2021	**12.2**	<0.50	<0.50	<0.50	<1.0	<0.50	<1.0	<0.50	<0.50	<0.50	<0.50	<0.50	<0.50	<2.0	<0.50	<2.0	<0.50	<0.50	<0.50	<1.0	<0.50	<0.50	<1.5	<1.0	<0.50	<100	<100	<100	<100
92515543	DUP-1-20210107	MW-65D	01/07/2021	**20.8**	<0.50	<0.50	<0.50	<1.0	<0.50	<1.0	<0.50	<0.50	<0.50	<0.50	<0.50	<0.50	<2.0	<0.50	<2.0	<0.50	<0.50	<0.50	<1.0	<0.50	<0.50	<1.5	<1.0	<0.50	<100	<100	<100	<100
92522267	MW-65D_20210215	MW-65D	02/15/2021	**9.6**	<0.5	<0.5	<0.5	<1	<0.5	<1	<0.5	<0.5	<0.5	<0.5	<0.5	<0.5	<2	<0.5	<2	<0.5	<0.5	<0.5	<1	<0.5	<0.5	<1.5	<1.0	<0.50	<100	<100	<100	<100
92522267	DUP-1-20210215	MW-65D	02/15/2021	**14.4**	<0.5	<0.5	<0.5	<1	<0.5	<1	<0.5	<0.5	<0.5	<0.5	<0.5	<0.5	<2	<0.5	<2	<0.5	<0.5	**0.53**	<1	<0.5	<0.5	<1.5	<1	<0.5	<100	<100	<100	<100
92526262	MW-65D_20210308	MW-65D	03/08/2021	**12**	<0.5	<0.5	<0.5	<1	<0.5	<1	<0.5	<0.5	<0.5	<0.5	<0.5	<0.5	<2	<0.5	<2	<0.5	<0.5	<0.5	<1	<0.5	<0.5	<1.5	<1	<0.5	<100	<100	<100	<100
92531238	MW-65D-20210405	MW-65D	04/05/2021	<5	<0.5	<0.5	<0.5	<1	<0.5	<1	<0.5	<0.5	<0.5	<0.5	<0.5	<0.5	<2	<0.5	<2	<0.5	<0.5	<0.5	<1	**0.53**	<0.5	**3.8**	**2.6**	**1.2**	<50	<50	<50	<50
92536430	MW-65D_20210503	MW-65D	05/03/2021	<5	<0.5	<0.5	<0.5	<1	<0.5	<1	<0.5	<0.5	<0.5	<0.5	<0.5	<0.5	<2	<0.5	<2	<0.5	<0.5	<0.5	<1	<0.5	<0.5	**1.61**	**1.2**	**0.41J**	<50	<50	<50	<50
92537720	MW-65D_20210507	MW-65D	05/07/2021	<5	<0.5	<0.5	<0.5	<1	<0.5	<1	<0.5	<0.5	<0.5	<0.5	<0.5	<0.5	<2	<0.5	<2	<0.5	<0.5	<0.5	<1	<0.5	<0.5	<1	<1	<0.5	<50	<50	<50	<50
92541706	MW-65D_20210601	MW-65D	06/01/2021	<5	<0.5	<0.5	<0.5	<1	<0.5	<1	<0.5	<0.5	<0.5	<0.5	<0.5	<0.5	<2	<0.5	<2	<0.5	<0.5	<0.5	<1	<0.5	<0.5	<1.5	<1	<0.5	<50	<50	<50	<50
92547898	MW-65D_20210706	MW-65D	07/06/2021	<5	<0.5	<0.5	<0.5	<1	<0.5	<1	<0.5	<0.5	<0.5	<0.5	<0.5	<0.5	<2	<0.5	<2	<0.5	<0.5	<0.5	<1	<0.5	<0.5	<1.5	<1	<0.5	<50	<50	<50	<50
92527326	MW-79D_20210311	MW-79D	03/11/2021	**10.8**	<0.5	<0.5	<0.5	<1	<0.5	<1	<0.5	<0.5	<0.5	<0.5	<0.5	<0.5	<2	<0.5	<2	<0.5	<0.5	**7.2**	<1	<0.5	<0.5	<1.5	<1	<0.5	<50	<50	<50	<50
92531585	MW-79D_20210406	MW-79D	04/06/2021	<5	<0.5	<0.5	<0.5	<1	**0.61**	<1	<0.5	<0.5	<0.5	<0.5	<0.5	<0.5	<2	<0.5	<2	<0.5	<0.5	**12**	<1	<0.5	<0.5	<1.5	<1	<0.5	**53.9**	<50	<50	**53.9**
92537153	MW-79D_20210505	MW-79D	05/05/2021	<5	<0.5	<0.5	<0.5	<1	<0.5	<1	<0.5	<0.5	<0.5	<0.5	<0.5	<0.5	<2	<0.5	<2	<0.5	<0.5	**4.1**	**0.33J**	<0.5	<0.5	<1	<1	<0.5	<50	<50	<50	<50
92541992	MW-79D_20210602	MW-79D	06/02/2021	<5	<0.5	<0.5	<0.5	<1	<0.5	<1	<0.5	<0.5	<0.5	<0.5	<0.5	<0.5	<2	<0.5	<2	<0.5	<0.5	**2.3**	**0.36J**	<0.5	<0.5	<1.5	<1	<0.5	<50	<50	<50	<50
92548170	MW-79D_20210707	MW-79D	07/07/2021	<5	<0.5	<0.5	<0.5	<1	<0.5	<1	<0.5	<0.5	<0.5	<0.5	<0.5	<0.5	<2	<0.5	<2	<0.5	<0.5	**6.1**	<1	<0.5	<0.5	<1.5	<1	<0.5	<50	<50	<50	<50
92548170	MW-81D_20210707	MW--81D	07/07/2021	<5	<0.5	<0.5	<0.5	<1	<0.5	<1	<0.5	<0.5	<0.5	<0.5	<0.5	<0.5	<2	<0.5	<2	<0.5	<0.5	<0.5	<1	<0.5	<0.5	<1.5	<1	<0.5	<50	<50	<50	<50
92516451	Walker (101-108)	MW-14015_AC_RD	01/13/2021	**81.4**	<2.0	**7.5**	<2.0	<4.0	**403**	**4.9**	<2.0	<2.0	<2.0	<2.0	<2.0	<2.0	<8.0	<2.0	<8.0	<2.0	<2.0	<2.0	<4.0	<2.0	<2.0	<6.0	<4.0	<2.0	**220**	<100	<100	**350**
92516451	Walker (48-55)	MW-14015_AC_RD	01/13/2021	**5.8**	<0.50	**3.8**	**5.4**	<1.0	**81.3**	**1.1**	**1.2**	**0.62**	<0.50	<0.50	<0.50	<0.50	<2.0	<0.50	<2.0	<0.50	<0.50	<0.50	<1.0	<0.50	<0.50	<1.5	<1.0	<0.50	<100	<100	<100	**131**
92516451	Dup-9	MW-14015_AC_RD	01/13/2021	**6.2**	<0.50	**3.9**	**6.6**	<1.0	**78.7**	<1.0	**1.3**	**0.62**	<0.50	<0.50	<0.50	<0.50	<2.0	<0.50	<2.0	<0.50	<0.50	<0.50	<1.0	<0.50	<0.50	<1.5	<1.0	<0.50	<100	<100	<100	**115**

Table 5
Summary of Monitoring Well Sampling Results

Colonial Pipeline Company
2020-L1-SR2448
Huntersville, North Carolina

Lab Report Number	Sample ID	Well ID	Sample Date	Metals (µg/L)	VOCs (µg/L)																							MADEP VPH (µg/L)			
				Lead	Benzene	Bromodichloromethane	n-Butylbenzene	Chloroethane	Chloroform	Chloromethane	2-Chlorotoluene	Dibromochloromethane	1,2-Dichloroethane	Diisopropyl ether	Ethylbenzene	Isopropylbenzene (Cumene)	Methylene Chloride	Methyl-tert-butyl ether	Naphthalene	n-Propylbenzene	Tetrachloroethene	Toluene	Trichlorofluoromethane	1,2,4-Trimethylbenzene	1,3,5-Trimethylbenzene	Xylene (Total)	m&p-Xylene	o-Xylene	C5 - C8 Aliphatics	C9 - C12 Aliphatics	C9 - C10 Aromatics	VPH (Total)
NCAC 2L Standards				**15**	**1**	**0.6**	**70**	**3000**	**70**	**3**	**100**	**0.4**	**0.4**	**70**	**600**	**70**	**5**	**20**	**6**	**70**	**0.7**	**600**	**2000**	**400**	**400**	**500**	**500**	**500**	**400**	**700**	**200**	**NE**
IMAC Standards				**--**	**--**	**--**	**--**	**--**	**--**	**--**	**--**	**--**	**--**	**--**	**--**	**--**	**--**	**--**	**--**	**--**	**--**	**--**	**--**	**--**	**--**	**--**	**--**	**--**	**--**	**--**	**--**	**--**
QC Data																															
92493062	TB-2	N/A	08/28/2020	NA	<0.5	<0.5	<0.5	<1	<0.5	<1	<0.5	<0.5	<0.5	<0.5	<0.5	<0.5	<2	<0.5	<2	<0.5	<0.5	<0.5	<1	<0.5	<0.5	<1.5	<1	<0.5	NA	NA	NA	NA
92493708	Trip Blank	N/A	09/02/2020	NA	<0.5	<0.5	<0.5	<1	<0.5	<1	<0.5	<0.5	<0.5	<0.5	<0.5	<0.5	<2	<0.5	<2	<0.5	<0.5	<0.5	<1	<0.5	<0.5	<1.5	<1	<0.5	NA	NA	NA	NA
92493864	Trip Blank	N/A	09/02/2020	NA	<0.5	<0.5	<0.5	<1	<0.5	<1	<0.5	<0.5	<0.5	<0.5	<0.5	<0.5	<2	<0.5	<2	<0.5	<0.5	<0.5	<1	<0.5	<0.5	<1.5	<1	<0.5	NA	NA	NA	NA
92494322	Trip Blank	N/A	09/03/2020	NA	<0.5	<0.5	<0.5	<1	<0.5	<1	<0.5	<0.5	<0.5	<0.5	<0.5	<0.5	<2	<0.5	<2	<0.5	<0.5	<0.5	<1	<0.5	<0.5	<1.5	<1	<0.5	NA	NA	NA	NA
92496397	Trip Blank	N/A	09/18/2020	NA	<0.5	<0.5	<0.5	<1	<0.5	<1	<0.5	<0.5	<0.5	<0.5	<0.5	<0.5	<2	<0.5	<2	<0.5	<0.5	<0.5	<1	<0.5	<0.5	<1.5	<1	<0.5	NA	NA	NA	NA
92494640	Trip Blank-03	N/A	09/09/2020	NA	<0.5	<0.5	<0.5	<1	<0.5	<1	<0.5	<0.5	<0.5	<0.5	<0.5	<0.5	<2	<0.5	<2	<0.5	<0.5	<0.5	<1	<0.5	<0.5	<1.5	<1	<0.5	NA	NA	NA	NA
92494923	Trip Blank-03	N/A	09/09/2020	NA	<0.5	<0.5	<0.5	<1	<0.5	<1	<0.5	<0.5	<0.5	<0.5	<0.5	<0.5	<2	<0.5	<2	<0.5	<0.5	<0.5	<1	<0.5	<0.5	<1.5	<1	<0.5	NA	NA	NA	NA
92494864	Trip Blank-04	N/A	09/10/2020	NA	<0.5	<0.5	<0.5	<1	<0.5	<1	<0.5	<0.5	<0.5	<0.5	<0.5	<0.5	<2	<0.5	<2	<0.5	<0.5	<0.5	<1	<0.5	<0.5	<1.5	<1	<0.5	NA	NA	NA	NA
92495100	Trip Blank-05	N/A	09/11/2020	NA	<0.5	<0.5	<0.5	<1	<0.5	<1	<0.5	<0.5	<0.5	<0.5	<0.5	<0.5	<2	<0.5	<2	<0.5	<0.5	<0.5	<1	<0.5	<0.5	<1.5	<1	<0.5	NA	NA	NA	NA
92495103	Trip Blank-05	N/A	09/11/2020	NA	<0.5	<0.5	<0.5	<1	<0.5	<1	<0.5	<0.5	<0.5	<0.5	<0.5	<0.5	<2	<0.5	<2	<0.5	<0.5	<0.5	<1	<0.5	<0.5	<1.5	<1	<0.5	NA	NA	NA	NA
92495239	Trip Blank-06	N/A	09/13/2020	NA	<0.5	<0.5	<0.5	<1	<0.5	<1	<0.5	<0.5	<0.5	<0.5	<0.5	<0.5	<2	<0.5	<2	<0.5	<0.5	<0.5	<1	<0.5	<0.5	<1.5	<1	<0.5	NA	NA	NA	NA
92495241	Trip Blank-06	N/A	09/13/2020	NA	<0.5	<0.5	<0.5	<1	<0.5	<1	<0.5	<0.5	<0.5	<0.5	<0.5	<0.5	<2	<0.5	<2	<0.5	<0.5	<0.5	<1	<0.5	<0.5	<1.5	<1	<0.5	NA	NA	NA	NA
92495244	Trip Blank-06	N/A	09/13/2020	NA	<0.5	<0.5	<0.5	<1	<0.5	<1	<0.5	<0.5	<0.5	<0.5	<0.5	<0.5	<2	<0.5	<2	<0.5	<0.5	<0.5	<1	<0.5	<0.5	<1.5	<1	<0.5	NA	NA	NA	NA
92495624	Trip Blank-07	N/A	09/15/2020	NA	<0.5	<0.5	<0.5	<1	<0.5	<1	<0.5	<0.5	<0.5	<0.5	<0.5	<0.5	<2	<0.5	<2	<0.5	<0.5	<0.5	<1	<0.5	<0.5	<1.5	<1	<0.5	NA	NA	NA	NA
92495626	Trip Blank-07	N/A	09/15/2020	NA	<0.5	<0.5	<0.5	<1	<0.5	<1	<0.5	<0.5	<0.5	<0.5	<0.5	<0.5	<2	<0.5	<2	<0.5	<0.5	<0.5	<1	<0.5	<0.5	<1.5	<1	<0.5	NA	NA	NA	NA
92495627	Trip Blank-07	N/A	09/15/2020	NA	<0.5	<0.5	<0.5	<1	<0.5	<1	<0.5	<0.5	<0.5	<0.5	<0.5	<0.5	<2	<0.5	<2	<0.5	<0.5	<0.5	<1	<0.5	<0.5	<1.5	<1	<0.5	NA	NA	NA	NA
92495907	Trip Blank-07	N/A	09/16/2020	NA	<0.5	<0.5	<0.5	<1	<0.5	<1	<0.5	<0.5	<0.5	<0.5	<0.5	<0.5	<2	<0.5	<2	<0.5	<0.5	<0.5	<1	<0.5	<0.5	<1.5	<1	<0.5	NA	NA	NA	NA
92495905	Trip Blank-07	N/A	09/16/2020	NA	<0.5	<0.5	<0.5	<1	<0.5	<1	<0.5	<0.5	<0.5	<0.5	<0.5	<0.5	<2	<0.5	<2	<0.5	<0.5	<0.5	<1	<0.5	<0.5	<1.5	<1	<0.5	NA	NA	NA	NA
92495906	Trip Blank-07	N/A	09/16/2020	NA	<0.5	<0.5	<0.5	<1	<0.5	<1	<0.5	<0.5	<0.5	<0.5	<0.5	<0.5	<2	<0.5	<2	<0.5	<0.5	<0.5	<1	<0.5	<0.5	<1.5	<1	<0.5	NA	NA	NA	NA
92496816	TB-20200922	N/A	09/20/2020	NA	<0.5	<0.5	<0.5	<1	<0.5	<1	<0.5	<0.5	<0.5	<0.5	<0.5	<0.5	<2	<0.5	<2	<0.5	<0.5	<0.5	<1	<0.5	<0.5	<1.5	<1	<0.5	NA	NA	NA	NA
92496817	TB-20200922	N/A	09/22/2020	NA	<0.5	<0.5	<0.5	<1	<0.5	<1	<0.5	<0.5	<0.5	<0.5	<0.5	<0.5	<2	<0.5	<2	<0.5	<0.5	<0.5	<1	<0.5	<0.5	<1.5	<1	<0.5	NA	NA	NA	NA
92497017	TB-20200923	N/A	09/22/2020	NA	<0.5	<0.5	<0.5	<1	<0.5	<1	<0.5	<0.5	<0.5	<0.5	<0.5	<0.5	<2	<0.5	<2	<0.5	<0.5	<0.5	<1	<0.5	<0.5	<1.5	<1	<0.5	NA	NA	NA	NA
92497774	TB-20200928	N/A	09/28/2020	NA	<0.5	<0.5	<0.5	<1	<0.5	<1	<0.5	<0.5	<0.5	<0.5	<0.5	<0.5	<2	<0.5	<2	<0.5	<0.5	<0.5	<1	<0.5	<0.5	<1.5	<1	<0.5	NA	NA	NA	NA
92499587	Trip Blank	N/A	10/07/2020	NA	<0.5	<0.5	<0.5	<1	<0.5	<1	<0.5	<0.5	<0.5	<0.5	<0.5	<0.5	<2	<0.5	<2	<0.5	<0.5	<0.5	<1	<0.5	<0.5	<1.5	<1	<0.5	NA	NA	NA	NA
92500605	Trip Blank	N/A	10/07/2020	NA	<0.5	<0.5	<0.5	<1	<0.5	<1	<0.5	<0.5	<0.5	<0.5	<0.5	<0.5	<2	<0.5	<2	<0.5	<0.5	<0.5	<1	<0.5	<0.5	<1.5	<1	<0.5	NA	NA	NA	NA
92500606	Trip Blank	N/A	10/07/2020	NA	<0.5	<0.5	<0.5	<1	<0.5	<1	<0.5	<0.5	<0.5	<0.5	<0.5	<0.5	<2	<0.5	<2	<0.5	<0.5	<0.5	<1	<0.5	<0.5	<1.5	<1	<0.5	NA	NA	NA	NA
92501343	Trip Blank	N/A	10/20/2020	NA	<0.5	<0.5	<0.5	<1	<0.5	<1	<0.5	<0.5	<0.5	<0.5	<0.5	<0.5	<2	<0.5	<2	<0.5	<0.5	<0.5	<1	<0.5	<0.5	<1.5	<1	<0.5	NA	NA	NA	NA
92501344	Trip Blank	N/A	10/20/2020	NA	<0.5	<0.5	<0.5	<1	<0.5	<1	<0.5	<0.5	<0.5	<0.5	<0.5	<0.5	<2	<0.5	<2	<0.5	<0.5	<0.5	<1	<0.5	<0.5	<1.5	<1	<0.5	NA	NA	NA	NA
92501345	Trip Blank	N/A	10/20/2020	NA	<0.5	<0.5	<0.5	<1	<0.5	<1	<0.5	<0.5	<0.5	<0.5	<0.5	<0.5	<2	<0.5	<2	<0.5	<0.5	<0.5	<1	<0.5	<0.5	<1.5	<1	<0.5	NA	NA	NA	NA
92501355	Trip Blank	N/A	10/20/2020	NA	<0.5	<0.5	<0.5	<1	<0.5	<1	<0.5	<0.5	<0.5	<0.5	<0.5	<0.5	<2	<0.5	<2	<0.5	<0.5	<0.5	<1	<0.5	<0.5	<1.5	<1	<0.5	NA	NA	NA	NA
92501615	Trip Blank	N/A	10/21/2020	NA	<0.5	<0.5	<0.5	<1	<0.5	<1	<0.5	<0.5	<0.5	<0.5	<0.5	<0.5	<2	<0.5	<2	<0.5	<0.5	<0.5	<1	<0.5	<0.5	<1.5	<1	<0.5	NA	NA	NA	NA
92501616	TRIP BLANK	N/A	10/21/2020	NA	<0.5	<0.5	<0.5	<1	<0.5	<1	<0.5	<0.5	<0.5	<0.5	<0.5	<0.5	<2	<0.5	<2	<0.5	<0.5	<0.5	<1	<0.5	<0.5	<1.5	<1	<0.5	NA	NA	NA	NA
92501960	TRIP BLANK	N/A	10/23/2020	NA	<0.5	<0.5	<0.5	<1	<0.5	<1	<0.5	<0.5	<0.5	<0.5	<0.5	<0.5	<2	<0.5	<2	<0.5	<0.5	<0.5	<1	<0.5	<0.5	<1.5	<1	<0.5	NA	NA	NA	NA
92508536	Trip Blank	N/A	11/30/2020	NA	<0.5	<0.5	<0.5	<1	<0.5	<1	<0.5	<0.5	<0.5	<0.5	<0.5	<0.5	<2	<0.5	<2	<0.5	<0.5	<0.5	<1	<0.5	<0.5	<1.5	<1	<0.5	NA	NA	NA	NA
92508536	Trip Blank 2	N/A	11/30/2020	NA	<0.5	<0.5	<0.5	<1	<0.5	<1	<0.5	<0.5	<0.5	<0.5	<0.5	<0.5	<2	<0.5	<2	<0.5	<0.5	<0.5	<1	<0.5	<0.5	<1.5	<1	<0.5	NA	NA	NA	NA
92508884	Trip Blank	N/A	12/01/2020	NA	<0.5	<0.5	<0.5	<1	<0.5	<1	<0.5	<0.5	<0.5	<0.5	<0.5	<0.5	<2	<0.5	<2	<0.5	<0.5	<0.5	<1	<0.5	<0.5	<1.5	<1	<0.5	NA	NA	NA	NA

Table 5
Summary of Monitoring Well Sampling Results

Colonial Pipeline Company
2020-L1-SR2448
Huntersville, North Carolina

Lab Report Number	Sample ID	Well ID	Sample Date	Metals (µg/L)	VOCs (µg/L)																								MADEP VPH (µg/L)			
				Lead	Benzene	Bromodichloromethane	n-Butylbenzene	Chloroethane	Chloroform	Chloromethane	2-Chlorotoluene	Dibromochloromethane	1,2-Dichloroethane	Diisopropyl ether	Ethylbenzene	Isopropylbenzene (Cumene)	Methylene Chloride	Methyl-tert-butyl ether	Naphthalene	n-Propylbenzene	Tetrachloroethene	Toluene	Trichlorofluoromethane	1,2,4-Trimethylbenzene	1,3,5-Trimethylbenzene	Xylene (Total)	m&p-Xylene	o-Xylene	C5 - C8 Aliphatics	C9 - C12 Aliphatics	C9 - C10 Aromatics	VPH (Total)
			NCAC 2L Standards	15	1	0.6	70	3000	70	3	100	0.4	0.4	70	600	70	5	20	6	70	0.7	600	2000	400	400	500	500	500	400	700	200	NE
			IMAC Standards	--	--	--	--	--	--	--	--	--	--	--	--	--	--	--	--	--	--	--	--	--	--	--	--	--	--	--	--	--
92509250	Trip Blank	N/A	12/02/2020	NA	<0.5	<0.5	<0.5	<1	<0.5	<1	<0.5	<0.5	<0.5	<0.5	<0.5	<0.5	<2	<0.5	<2	<0.5	<0.5	<0.5	<1	<0.5	<0.5	<1.5	<1	<0.5	NA	NA	NA	NA
92509252	Trip Blank	N/A	12/02/2020	NA	<0.5	<0.5	<0.5	<1	<0.5	<1	<0.5	<0.5	<0.5	<0.5	<0.5	<0.5	<2	<0.5	<2	<0.5	<0.5	<0.5	<1	<0.5	<0.5	<1.5	<1	<0.5	NA	NA	NA	NA
92509253	Trip Blank	N/A	12/02/2020	NA	<0.5	<0.5	<0.5	<1	<0.5	<1	<0.5	<0.5	<0.5	<0.5	<0.5	<0.5	<2	<0.5	<2	<0.5	<0.5	<0.5	<1	<0.5	<0.5	<1.5	<1	<0.5	NA	NA	NA	NA
92509255	Trip Blank	N/A	12/02/2020	NA	<0.5	<0.5	<0.5	<1	<0.5	<1	<0.5	<0.5	<0.5	<0.5	<0.5	<0.5	<2	<0.5	<2	<0.5	<0.5	<0.5	<1	<0.5	<0.5	<1.5	<1	<0.5	NA	NA	NA	NA
92509251	Trip Blank	N/A	12/02/2020	NA	<0.5	<0.5	<0.5	<1	<0.5	<1	<0.5	<0.5	<0.5	<0.5	<0.5	<0.5	<2	<0.5	<2	<0.5	<0.5	<0.5	<1	<0.5	<0.5	<1.5	<1	<0.5	NA	NA	NA	NA
92508881	Trip Blank	N/A	12/01/2020	NA	<0.5	<0.5	<0.5	<1	<0.5	<1	<0.5	<0.5	<0.5	<0.5	<0.5	<0.5	<2	<0.5	<2	<0.5	<0.5	<0.5	<1	<0.5	<0.5	<1.5	<1	<0.5	NA	NA	NA	NA
92509555	Trip Blank	N/A	12/03/2020	NA	<0.5	<0.5	<0.5	<1	<0.5	<1	<0.5	<0.5	<0.5	<0.5	<0.5	<0.5	<2	<0.5	<2	<0.5	<0.5	<0.5	<1	<0.5	<0.5	<1.5	<1	<0.5	NA	NA	NA	NA
92509560	Trip Blank	N/A	12/03/2020	NA	<0.5	<0.5	<0.5	<1	<0.5	<1	<0.5	<0.5	<0.5	<0.5	<0.5	<0.5	<2	<0.5	<2	<0.5	<0.5	<0.5	<1	<0.5	<0.5	<1.5	<1	<0.5	NA	NA	NA	NA
92508886	Trip Blank	N/A	12/02/2020	NA	<0.5	<0.5	<0.5	<1	<0.5	<1	<0.5	<0.5	<0.5	<0.5	<0.5	<0.5	<2	<0.5	<2	<0.5	<0.5	<0.5	<1	<0.5	<0.5	<1.5	<1	<0.5	NA	NA	NA	NA
92514892	Trip Blank	N/A	01/05/2021	NA	<0.5	<0.5	<0.5	<1	<0.5	<1	<0.5	<0.5	<0.5	<0.5	<0.5	<0.5	<2	<0.5	<2	<0.5	<0.5	<0.5	<1	<0.5	<0.5	<1.5	<1	<0.5	NA	NA	NA	NA
92515214	Trip Blank	N/A	01/06/2021	NA	<0.5	<0.5	<0.5	<1	<0.5	<1	<0.5	<0.5	<0.5	<0.5	<0.5	<0.5	<2	<0.5	<2	<0.5	<0.5	<0.5	<1	<0.5	<0.5	<1.5	<1	<0.5	NA	NA	NA	NA
92515216	Trip Blank	N/A	01/06/2021	NA	<0.5	<0.5	<0.5	<1	<0.5	<1	<0.5	<0.5	<0.5	<0.5	<0.5	<0.5	<2	<0.5	<2	<0.5	<0.5	<0.5	<1	<0.5	<0.5	<1.5	<1	<0.5	NA	NA	NA	NA
92514602	Trip Blank	N/A	01/04/2021	NA	<0.50	<0.50	<0.50	<1.0	<0.50	<1.0	<0.50	<0.50	<0.50	<0.50	<0.50	<0.50	<2.0	<0.50	<2.0	<0.50	<0.50	<0.50	<1.0	<0.50	<0.50	<1.5	<1.0	<0.50	NA	NA	NA	NA
92514955	Trip Blank	N/A	01/05/2021	NA	<0.50	<0.50	<0.50	<1.0	<0.50	<1.0	<0.50	<0.50	<0.50	<0.50	<0.50	<0.50	<2.0	<0.50	<2.0	<0.50	<0.50	<0.50	<1.0	<0.50	<0.50	<1.5	<1.0	<0.50	NA	NA	NA	NA
92515213	TB	N/A	01/06/2021	NA	<0.50	<0.50	<0.50	<1.0	<0.50	<1.0	<0.50	<0.50	<0.50	<0.50	<0.50	<0.50	<2.0	<0.50	<2.0	<0.50	<0.50	<0.50	<1.0	<0.50	<0.50	<1.5	<1.0	<0.50	NA	NA	NA	NA
92515075	Trip Blank	N/A	01/06/2021	NA	<0.5	<0.5	<0.5	<1	<0.5	<1	<0.5	<0.5	<0.5	<0.5	<0.5	<0.5	<2	<0.5	<2	<0.5	<0.5	<0.5	<1	<0.5	<0.5	<1.5	<1	<0.5	NA	NA	NA	NA
92515543	TRIP BLANK	N/A	01/07/2021	NA	<0.50	<0.50	<0.50	<1.0	<0.50	<1.0	<0.50	<0.50	<0.50	<0.50	<0.50	<0.50	<2.0	<0.50	<2.0	<0.50	<0.50	<0.50	<1.0	<0.50	<0.50	<1.5	<1.0	<0.50	NA	NA	NA	NA
92515354	Trip Blank	N/A	01/07/2021	NA	<0.5	<0.5	<0.5	<1	<0.5	<1	<0.5	<0.5	<0.5	<0.5	<0.5	<0.5	<2	<0.5	<2	<0.5	<0.5	<0.5	<1	<0.5	<0.5	<1.5	<1	<0.5	NA	NA	NA	NA
92515387	Trip Blank	N/A	01/07/2021	NA	<0.5	<0.5	<0.5	<1	<0.5	<1	<0.5	<0.5	<0.5	<0.5	<0.5	<0.5	<2	<0.5	<2	<0.5	<0.5	<0.5	<1	<0.5	<0.5	<1.5	<1	<0.5	NA	NA	NA	NA
92515544	Trip Blank	N/A	01/07/2021	NA	<0.5	<0.5	<0.5	<1	<0.5	<1	<0.5	<0.5	<0.5	<0.5	<0.5	<0.5	<2	<0.5	<2	<0.5	<0.5	<0.5	<1	<0.5	<0.5	<1.5	<1	<0.5	NA	NA	NA	NA
92515548	Trip Blank	N/A	01/07/2021	NA	<0.5	<0.5	<0.5	<1	<0.5	<1	<0.5	<0.5	<0.5	<0.5	<0.5	<0.5	<2	<0.5	<2	<0.5	<0.5	<0.5	<1	<0.5	<0.5	<1.5	<1	<0.5	NA	NA	NA	NA
92515755	Trip Blank	N/A	01/09/2021	NA	<0.50	<0.50	<0.50	<1.0	<0.50	<1.0	<0.50	<0.50	<0.50	<0.50	<0.50	<0.50	<2.0	<0.50	<2.0	<0.50	<0.50	<0.50	<1.0	<0.50	<0.50	<1.5	<1.0	<0.50	NA	NA	NA	NA
92515762	Trip Blank	N/A	01/10/2021	NA	<0.50	<0.50	<0.50	<1.0	<0.50	<1.0	<0.50	<0.50	<0.50	<0.50	<0.50	<0.50	<2.0	<0.50	<2.0	<0.50	<0.50	<0.50	<1.0	<0.50	<0.50	<1.5	<1.0	<0.50	NA	NA	NA	NA
92516451	Trip Blank	N/A	01/12/2021	NA	<0.50	<0.50	<0.50	<1.0	<0.50	<1.0	<0.50	<0.50	<0.50	<0.50	<0.50	<0.50	<2.0	<0.50	<2.0	<0.50	<0.50	<0.50	<1.0	<0.50	<0.50	<1.5	<1.0	<0.50	NA	NA	NA	NA
92520901	Trip Blank	N/A	02/08/2021	NA	<0.5	<0.5	<0.5	<1	<0.5	<1	<0.5	<0.5	<0.5	<0.5	<0.5	<0.5	<2	<0.5	<2	<0.5	<0.5	<0.5	<1	<0.5	<0.5	<1.5	<1	<0.5	NA	NA	NA	NA
92521237	Trip Blank	N/A	02/09/2021	NA	<0.5	<0.5	<0.5	<1	<0.5	<1	<0.5	<0.5	<0.5	<0.5	<0.5	<0.5	<2	<0.5	<2	<0.5	<0.5	<0.5	<1	<0.5	<0.5	<1.5	<1	<0.5	NA	NA	NA	NA
92521871	TRIP BLANK	N/A	02/11/2021	NA	<0.5	<0.5	<0.5	<1	<0.5	<1	<0.5	<0.5	<0.5	<0.5	<0.5	<0.5	<2	<0.5	<2	<0.5	<0.5	<0.5	<1	<0.5	<0.5	<1.5	<1	<0.5	NA	NA	NA	NA
92522125	Trip Blank	N/A	02/12/2021	NA	<0.5	<0.5	<0.5	<1	<0.5	<1	<0.5	<0.5	<0.5	<0.5	<0.5	<0.5	<2	<0.5	<2	<0.5	<0.5	<0.5	<1	<0.5	<0.5	<1.5	<1	<0.5	NA	NA	NA	NA
92521555	Trip Blank	N/A	02/10/2021	NA	<0.5	<0.5	<0.5	<1	<0.5	<1	<0.5	<0.5	<0.5	<0.5	<0.5	<0.5	<2	<0.5	<2	<0.5	<0.5	<0.5	<1	<0.5	<0.5	<1.5	<1	<0.5	NA	NA	NA	NA
92522267	Trip Blank	N/A	02/15/2021	NA	<0.5	<0.5	<0.5	<1	<0.5	<1	<0.5	<0.5	<0.5	<0.5	<0.5	<0.5	<2	<0.5	<2	<0.5	<0.5	<0.5	<1	<0.5	<0.5	<1.5	<1	<0.5	NA	NA	NA	NA
92526616	Trip Blank	N/A	03/09/2021	NA	<0.5	<0.5	<0.5	<1	<0.5	<1	<0.5	<0.5	<0.5	<0.5	<0.5	<0.5	<2	<0.5	<2	<0.5	<0.5	<0.5	<1	<0.5	<0.5	<1.5	<1	<0.5	NA	NA	NA	NA
92526262	Trip Blank	N/A	03/08/2021	NA	<0.5	<0.5	<0.5	<1	<0.5	<1	<0.5	<0.5	<0.5	<0.5	<0.5	<0.5	<2	<0.5	<2	<0.5	<0.5	<0.5	<1	<0.5	<0.5	<1.5	<1	<0.5	NA	NA	NA	NA
92526264	Trip Blank	N/A	03/08/2021	NA	<0.5	<0.5	<0.5	<1	<0.5	<1	<0.5	<0.5	<0.5	<0.5	<0.5	<0.5	<2	<0.5	<2	<0.5	<0.5	<0.5	<1	<0.5	<0.5	<1.5	<1	<0.5	NA	NA	NA	NA
92526257	Trip Blank	N/A	03/08/2021	NA	<0.5	<0.5	<0.5	<1	<0.5	<1	<0.5	<0.5	<0.5	<0.5	<0.5	<0.5	<2	<0.5	<2	<0.5	<0.5	<0.5	<1	<0.5	<0.5	<1.5	<1	<0.5	NA	NA	NA	NA
92526618	TRIP BLANK	N/A	03/09/2021	NA	<0.5	<0.5	<0.5	<1	<0.5	<1	<0.5	<0.5	<0.5	<0.5	<0.5	<0.5	<2	<0.5	<2	<0.5	<0.5	<0.5	<1	<0.5	<0.5	<1.5	<1	<0.5	NA	NA	NA	NA
92526989	Trip Blank	N/A	03/10/2021	NA	<0.5	<0.5	<0.5	<1	<0.5	<1	<0.5	<0.5	<0.5	<0.5	<0.5	<0.5	<2	<0.5	<2	<0.5	<0.5	<0.5	<1	<0.5	<0.5	<1.5	<1	<0.5	NA	NA	NA	NA
92526977	Trip Blank	N/A	03/10/2021	NA	<0.5	<0.5	<0.5	<1	<0.5	<1	<0.5	<0.5	<0.5	<0.5	<0.5	<0.5	<2	<0.5	<2	<0.5	<0.5	<0.5	<1	<0.5	<0.5	<1.5	<1	<0.5	NA	NA	NA	NA
92527327	Trip Blank	N/A	03/11/2021	NA	<0.5	<0.5	<0.5	<1	<0.5	<1	<0.5	<0.5	<0.5	<0.5	<0.5	<0.5	<2	<0.5	<2	<0.5	<0.5	<0.5	<1	<0.5	<0.5	<1.5	<1	<0.5	NA	NA	NA	NA
92527336	Trip Blank	N/A	03/11/2021	NA	<0.5	<0.5	<0.5	<1	<0.5	<1	<0.5	<0.5	<0.5	<0.5	<0.5	<0.5	<2	<0.5	<2	<0.5	<0.5	<0.5	<1	<0.5	<0.5	<1.5	<1	<0.5	NA	NA	NA	NA

Table 5
Summary of Monitoring Well Sampling Results

Colonial Pipeline Company
2020-L1-SR2448
Huntersville, North Carolina

Lab Report Number	Sample ID	Well ID	Sample Date	Metals (µg/L)	VOCs (µg/L)																								MADEP VPH (µg/L)			
				Lead	Benzene	Bromodichloromethane	n-Butylbenzene	Chloroethane	Chloroform	Chloromethane	2-Chlorotoluene	Dibromochloromethane	1,2-Dichloroethane	Diisopropyl ether	Ethylbenzene	Isopropylbenzene (Cumene)	Methylene Chloride	Methyl-tert-butyl ether	Naphthalene	n-Propylbenzene	Tetrachloroethene	Toluene	Trichlorofluoromethane	1,2,4-Trimethylbenzene	1,3,5-Trimethylbenzene	Xylene (Total)	m&p-Xylene	o-Xylene	C5 - C8 Aliphatics	C9 - C12 Aliphatics	C9 - C10 Aromatics	VPH (Total)
NCAC 2L Standards				**15**	**1**	**0.6**	**70**	**3000**	**70**	**3**	**100**	**0.4**	**0.4**	**70**	**600**	**70**	**5**	**20**	**6**	**70**	**0.7**	**600**	**2000**	**400**	**400**	**500**	**500**	**500**	**400**	**700**	**200**	**NE**
IMAC Standards				**--**	**--**	**--**	**--**	**--**	**--**	**--**	**--**	**--**	**--**	**--**	**--**	**--**	**--**	**--**	**--**	**--**	**--**	**--**	**--**	**--**	**--**	**--**	**--**	**--**	**--**	**--**	**--**	**--**
92527326	Trip Blank	N/A	03/11/2021	NA	<0.5	<0.5	<0.5	<1	<0.5	<1	<0.5	<0.5	<0.5	<0.5	<0.5	<0.5	<2	<0.5	<2	<0.5	<0.5	<0.5	<1	<0.5	<0.5	<1.5	<1	<0.5	NA	NA	NA	NA
92527474	Trip Blank	N/A	03/12/2021	NA	<0.5	<0.5	<0.5	<1	<0.5	<1	<0.5	<0.5	<0.5	<0.5	<0.5	<0.5	<2	<0.5	<2	<0.5	<0.5	<0.5	<1	<0.5	<0.5	<1.5	<1	<0.5	NA	NA	NA	NA
92527475	Trip Blank	N/A	03/12/2021	NA	<0.5	<0.5	<0.5	<1	<0.5	<1	<0.5	<0.5	<0.5	<0.5	<0.5	<0.5	<2	<0.5	<2	<0.5	<0.5	<0.5	<1	<0.5	<0.5	<1.5	<1	<0.5	NA	NA	NA	NA
92531225	Trip Blank	N/A	04/05/2021	NA	<0.5	<0.5	<0.5	<1	<0.5	<1	<0.5	<0.5	<0.5	<0.5	<0.5	<0.5	<2	<0.5	<2	<0.5	<0.5	<0.5	<1	<0.5	<0.5	<1.5	<1	<0.5	NA	NA	NA	NA
92531227	Trip Blank	N/A	04/05/2021	NA	<0.5	<0.5	<0.5	<1	<0.5	<1	<0.5	<0.5	<0.5	<0.5	<0.5	<0.5	<2	<0.5	<2	<0.5	<0.5	<0.5	<1	<0.5	<0.5	<1.5	<1	<0.5	NA	NA	NA	NA
92531238	Trip Blank	N/A	04/05/2021	NA	<0.5	<0.5	<0.5	<1	<0.5	<1	<0.5	<0.5	<0.5	<0.5	<0.5	<0.5	<2	<0.5	<2	<0.5	<0.5	<0.5	<1	<0.5	<0.5	<1.5	<1	<0.5	NA	NA	NA	NA
92531231	Trip Blank	N/A	04/05/2021	NA	<0.5	<0.5	<0.5	<1	<0.5	<1	<0.5	<0.5	<0.5	<0.5	<0.5	<0.5	<2	<0.5	<2	<0.5	<0.5	<0.5	<1	<0.5	<0.5	<1.5	<1	<0.5	NA	NA	NA	NA
92531580	Trip Blank	N/A	04/06/2021	NA	<0.5	<0.5	<0.5	<1	<0.5	<1	<0.5	<0.5	<0.5	<0.5	<0.5	<0.5	<2	<0.5	<2	<0.5	<0.5	<0.5	<1	<0.5	<0.5	<1.5	<1	<0.5	NA	NA	NA	NA
92531585	Trip Blank	N/A	04/06/2021	NA	<0.5	<0.5	<0.5	<1	<0.5	<1	<0.5	<0.5	<0.5	<0.5	<0.5	<0.5	<2	<0.5	<2	<0.5	<0.5	<0.5	<1	<0.5	<0.5	<1.5	<1	<0.5	NA	NA	NA	NA
92531581	Trip Blank	N/A	04/06/2021	NA	<0.5	<0.5	<0.5	<1	<0.5	<1	<0.5	<0.5	<0.5	<0.5	<0.5	<0.5	<2	<0.5	<2	<0.5	<0.5	<0.5	<1	<0.5	<0.5	<1.5	<1	<0.5	NA	NA	NA	NA
92531853	Trip Blank	N/A	04/07/2021	NA	<0.5	<0.5	<0.5	<1	<0.5	<1	<0.5	<0.5	<0.5	<0.5	<0.5	<0.5	<2	<0.5	<2	<0.5	<0.5	<0.5	<1	<0.5	<0.5	<1.5	<1	<0.5	NA	NA	NA	NA
92532417	Trip Blank	N/A	04/09/2021	NA	<0.5	<0.5	<0.5	<1	<0.5	<1	<0.5	<0.5	<0.5	<0.5	<0.5	<0.5	<2	<0.5	<2	<0.5	<0.5	<0.5	<1	<0.5	<0.5	<1.5	<1	<0.5	NA	NA	NA	NA
92536428	Trip Blank	N/A	05/03/2021	NA	<0.5	<0.5	<0.5	<1	<0.5	<1	<0.5	<0.5	<0.5	<0.5	<0.5	<0.5	<2	<0.5	<2	<0.5	<0.5	<0.5	<1	<0.5	<0.5	<1.5	<1	<0.5	NA	NA	NA	NA
92536430	Trip Blank	N/A	05/03/2021	NA	<0.5	<0.5	<0.5	<1	<0.5	<1	<0.5	<0.5	<0.5	<0.5	<0.5	<0.5	<2	<0.5	<2	<0.5	<0.5	<0.5	<1	<0.5	<0.5	<1.5	<1	<0.5	NA	NA	NA	NA
92536429	Trip Blank	N/A	05/03/2021	NA	<0.5	<0.5	<0.5	<1	<0.5	<1	<0.5	<0.5	<0.5	<0.5	<0.5	<0.5	<2	<0.5	<2	<0.5	<0.5	<0.5	<1	<0.5	<0.5	<1.5	<1	<0.5	NA	NA	NA	NA
92536726	Trip Blank	N/A	05/04/2021	NA	<0.5	<0.5	<0.5	<1	<0.5	<1	<0.5	<0.5	<0.5	<0.5	<0.5	<0.5	<2	<0.5	<2	<0.5	<0.5	<0.5	<1	<0.5	<0.5	<1.5	<1	<0.5	NA	NA	NA	NA
92537489	Trip Blank	N/A	05/15/2021	NA	<0.5	<0.5	<0.5	<1	<0.5	<1	<0.5	<0.5	<0.5	<0.5	<0.5	<0.5	<2	<0.5	<2	<0.5	<0.5	<0.5	<1	<0.5	<0.5	<1.5	<1	<0.5	NA	NA	NA	NA
92537784	Trip Blank	N/A	05/07/2021	NA	<0.5	<0.5	<0.5	<1	<0.5	<1	<0.5	<0.5	<0.5	<0.5	<0.5	<0.5	<2	<0.5	<2	<0.5	<0.5	<0.5	<1	<0.5	<0.5	<1.5	<1	<0.5	NA	NA	NA	NA
92537784	Trip Blank	N/A	05/07/2021	NA	<0.5	<0.5	<0.5	<1	<0.5	<1	<0.5	<0.5	<0.5	<0.5	<0.5	<0.5	<2	<0.5	<2	<0.5	<0.5	<0.5	<1	<0.5	<0.5	<1.5	<1	<0.5	NA	NA	NA	NA
92541699	Trip Blank	N/A	06/01/2021	NA	<0.5	<0.5	<0.5	<1	<0.5	<1	<0.5	<0.5	<0.5	<0.5	<0.5	<0.5	<2	<0.5	<2	<0.5	<0.5	<0.5	<1	<0.5	<0.5	<1.5	<1	<0.5	NA	NA	NA	NA
92541703	TB	N/A	06/01/2021	NA	<0.5	<0.5	<0.5	<1	<0.5	<1	<0.5	<0.5	<0.5	<0.5	<0.5	<0.5	<2	<0.5	<2	<0.5	<0.5	<0.5	<1	<0.5	<0.5	<1.5	<1	<0.5	NA	NA	NA	NA
92541706	TRIP BLANK	N/A	06/01/2021	NA	<0.5	<0.5	<0.5	<1	<0.5	<1	<0.5	<0.5	<0.5	<0.5	<0.5	<0.5	<2	<0.5	<2	<0.5	<0.5	<0.5	<1	<0.5	<0.5	<1.5	<1	<0.5	NA	NA	NA	NA
92541705	TRIP BLANK	N/A	06/01/2021	NA	<0.5	<0.5	<0.5	<1	<0.5	<1	<0.5	<0.5	<0.5	<0.5	<0.5	<0.5	<2	<0.5	<2	<0.5	<0.5	<0.5	<1	<0.5	<0.5	<1.5	<1	<0.5	NA	NA	NA	NA
92542375	Trip Blank 1	N/A	06/03/2021	NA	<0.5	<0.5	<0.5	<1	<0.5	<1	<0.5	<0.5	<0.5	<0.5	<0.5	<0.5	<2	<0.5	<2	<0.5	<0.5	<0.5	<1	<0.5	<0.5	<1.5	<1	<0.5	NA	NA	NA	NA
92542375	Trip Blank 2	N/A	06/03/2021	NA	<0.5	<0.5	<0.5	<1	<0.5	<1	<0.5	<0.5	<0.5	<0.5	<0.5	<0.5	<2	<0.5	<2	<0.5	<0.5	<0.5	<1	<0.5	<0.5	<1.5	<1	<0.5	NA	NA	NA	NA
92542611	Trip Blank-1	N/A	06/04/2021	NA	<0.5	<0.5	<0.5	<1	<0.5	<1	<0.5	<0.5	<0.5	<0.5	<0.5	<0.5	<2	<0.5	<2	<0.5	<0.5	<0.5	<1	<0.5	<0.5	<1.5	<1	<0.5	NA	NA	NA	NA
92542611	Trip Blank-2	N/A	06/04/2021	NA	<0.5	<0.5	<0.5	<1	<0.5	<1	<0.5	<0.5	<0.5	<0.5	<0.5	<0.5	<2	<0.5	<2	<0.5	<0.5	<0.5	<1	<0.5	<0.5	<1.5	<1	<0.5	NA	NA	NA	NA
92541991	Trip Blank	N/A	06/02/2021	NA	<0.5	<0.5	<0.5	<1	<0.5	<1	<0.5	<0.5	<0.5	<0.5	<0.5	<0.5	<2	<0.5	<2	<0.5	<0.5	<0.5	<1	<0.5	<0.5	<1.5	<1	<0.5	NA	NA	NA	NA
92541992	Trip Blank	N/A	06/02/2021	NA	<0.5	<0.5	<0.5	<1	<0.5	<1	<0.5	<0.5	<0.5	<0.5	<0.5	<0.5	<2	<0.5	<2	<0.5	<0.5	<0.5	<1	<0.5	<0.5	<1.5	<1	<0.5	NA	NA	NA	NA

Table 5
Summary of Monitoring Well Sampling Results

Colonial Pipeline Company
2020-L1-SR2448
Huntersville, North Carolina

Lab Report Number	Sample ID	Well ID	Sample Date	Metals (µg/L)	VOCs (µg/L)																								MADEP VPH (µg/L)			
				Lead	Benzene	Bromodichloromethane	n-Butylbenzene	Chloroethane	Chloroform	Chloromethane	2-Chlorotoluene	Dibromochloromethane	1,2-Dichloroethane	Diisopropyl ether	Ethylbenzene	Isopropylbenzene (Cumene)	Methylene Chloride	Methyl-tert-butyl ether	Naphthalene	n-Propylbenzene	Tetrachloroethene	Toluene	Trichlorofluoromethane	1,2,4-Trimethylbenzene	1,3,5-Trimethylbenzene	Xylene (Total)	m&p-Xylene	o-Xylene	C5 - C8 Aliphatics	C9 - C12 Aliphatics	C9 - C10 Aromatics	VPH (Total)
NCAC 2L Standards				**15**	**1**	**0.6**	**70**	**3000**	**70**	**3**	**100**	**0.4**	**0.4**	**70**	**600**	**70**	**5**	**20**	**6**	**70**	**0.7**	**600**	**2000**	**400**	**400**	**500**	**500**	**500**	**400**	**700**	**200**	**NE**
IMAC Standards				**--**	**--**	**--**	**--**	**--**	**--**	**--**	**--**	**--**	**--**	**--**	**--**	**--**	**--**	**--**	**--**	**--**	**--**	**--**	**--**	**--**	**--**	**--**	**--**	**--**	**--**	**--**	**--**	**--**
92541993	Trip Blank	N/A	06/02/2021	NA	<0.5	<0.5	<0.5	<1	<0.5	<1	<0.5	<0.5	<0.5	<0.5	<0.5	<0.5	<2	<0.5	<2	<0.5	<0.5	<0.5	<1	<0.5	<0.5	<1.5	<1	<0.5	NA	NA	NA	NA
92542350	Trip Blank	N/A	06/03/2021	NA	<0.5	<0.5	<0.5	<1	<0.5	<1	<0.5	<0.5	<0.5	<0.5	<0.5	<0.5	<2	<0.5	<2	<0.5	<0.5	<0.5	<1	<0.5	<0.5	<1.5	<1	<0.5	NA	NA	NA	NA
92542352	Trip Blank	N/A	06/03/2021	NA	<0.5	<0.5	<0.5	<1	<0.5	<1	<0.5	<0.5	<0.5	<0.5	<0.5	<0.5	<2	<0.5	<2	<0.5	<0.5	<0.5	<1	<0.5	<0.5	<1.5	<1	<0.5	NA	NA	NA	NA
92543881	Trip Blank	N/A	06/11/2021	NA	<0.5	<0.5	<0.5	<1	<0.5	<1	<0.5	<0.5	<0.5	<0.5	<0.5	<0.5	<2	<0.5	<2	<0.5	<0.5	<0.5	<1	<0.5	<0.5	<1.5	<1	<0.5	NA	NA	NA	NA
92544305	Trip Blank	N/A	06/15/2021	NA	<0.5	<0.5	<0.5	<1	<0.5	<1	<0.5	<0.5	<0.5	<0.5	<0.5	<0.5	<2	<0.5	<2	<0.5	<0.5	<0.5	<1	<0.5	<0.5	<1.5	<1	<0.5	NA	NA	NA	NA
92547898	Trip Blank	N/A	07/06/2021	NA	<0.5	<0.5	<0.5	<1	<0.5	<1	<0.5	<0.5	<0.5	<0.5	<0.5	<0.5	<2	<0.5	<2	<0.5	<0.5	<0.5	<1	<0.5	<0.5	<1	<1	<0.5	NA	NA	NA	NA
92547901	Trip Blank	N/A	07/06/2021	NA	<0.5	<0.5	<0.5	<1	<0.5	<1	<0.5	<0.5	<0.5	<0.5	<0.5	<0.5	<2	<0.5	<2	<0.5	<0.5	<0.5	<1	<0.5	<0.5	<1.5	<1	<0.5	NA	NA	NA	NA
92548170	Trip Blank	N/A	07/07/2021	NA	<0.5	<0.5	<0.5	<1	<0.5	<1	<0.5	<0.5	<0.5	<0.5	<0.5	<0.5	<2	<0.5	<2	<0.5	<0.5	<0.5	<1	<0.5	<0.5	<1.5	<1	<0.5	NA	NA	NA	NA
92548168	Trip Blank	N/A	07/07/2021	NA	<0.5	<0.5	<0.5	<1	<0.5	<1	<0.5	<0.5	<0.5	<0.5	<0.5	<0.5	<2	<0.5	<2	<0.5	<0.5	<0.5	<1	<0.5	<0.5	<1.5	<1	<0.5	NA	NA	NA	NA
92548169	Trip Blank	NA	07/07/2021	NA	<0.5	<0.5	<0.5	<1	<0.5	<1	<0.5	<0.5	<0.5	<0.5	<0.5	<0.5	<2	<0.5	<2	<0.5	<0.5	<0.5	<1	<0.5	<0.5	<1.5	<1	<0.5	NA	NA	NA	NA
92548527	Trip Blank	N/A	07/08/2021	NA	<0.5	<0.5	<0.5	<1	<0.5	<1	<0.5	<0.5	<0.5	<0.5	<0.5	<0.5	<2	<0.5	<2	<0.5	<0.5	<0.5	<1	<0.5	<0.5	<1.5	<1	<0.5	NA	NA	NA	NA
92548518	Trip Blank	N/A	07/08/2021	NA	<0.5	<0.5	<0.5	<1	<0.5	<1	<0.5	<0.5	<0.5	<0.5	<0.5	<0.5	<2	<0.5	<2	<0.5	<0.5	<0.5	<1	<0.5	<0.5	<1.5	<1	<0.5	NA	NA	NA	NA
92548519	Trip Blank	N/A	07/08/2021	NA	<0.5	<0.5	<0.5	<1	<0.5	<1	<0.5	<0.5	<0.5	<0.5	<0.5	<0.5	<2	<0.5	<2	<0.5	<0.5	<0.5	<1	<0.5	<0.5	<1.5	<1	<0.5	NA	NA	NA	NA
92548787	TRIP BLANK	N/A	07/09/2021	NA	<0.5	<0.5	<0.5	<1	<0.5	<1	<0.5	<0.5	<0.5	<0.5	<0.5	<0.5	<2	<0.5	<2	<0.5	<0.5	<0.5	<1	<0.5	<0.5	<1.5	<1	<0.5	NA	NA	NA	NA
92499587	EB-1-20201007	N/A	10/07/2020	<5	<0.5	<0.5	<0.5	<1	<0.5	<1	<0.5	<0.5	<0.5	<0.5	<0.5	<0.5	<2	<0.5	<2	<0.5	<0.5	<0.5	<1	<0.5	<0.5	<1.5	<1	<0.5	<100	<100	<100	<100
92499587	FB-1-20201007	N/A	10/07/2020	<5	<0.5	<0.5	<0.5	<1	<0.5	<1	<0.5	<0.5	<0.5	<0.5	<0.5	<0.5	<2	<0.5	<2	<0.5	<0.5	<0.5	<1	<0.5	<0.5	<1.5	<1	<0.5	<100	<100	<100	<100
92500605	EB-1-20201007	N/A	10/07/2020	<5	<0.5	<0.5	<0.5	<1	<0.5	<1	<0.5	<0.5	<0.5	<0.5	<0.5	<0.5	<2	<0.5	<2	<0.5	<0.5	<0.5	<1	<0.5	<0.5	<1.5	<1	<0.5	<100	<100	<100	<100
92500605	FB-1-20201007	N/A	10/07/2020	<5	<0.5	<0.5	<0.5	<1	<0.5	<1	<0.5	<0.5	<0.5	<0.5	<0.5	<0.5	<2	<0.5	<2	<0.5	<0.5	<0.5	<1	<0.5	<0.5	<1.5	<1	<0.5	<100	<100	<100	<100
92500606	EB-1-20201007	N/A	10/07/2020	<5	<0.5	<0.5	<0.5	<1	<0.5	<1	<0.5	<0.5	<0.5	<0.5	<0.5	<0.5	<2	<0.5	<2	<0.5	<0.5	<0.5	<1	<0.5	<0.5	<1.5	<1	<0.5	<100	<100	<100	<100
92500606	FB-1-20201007	N/A	10/07/2020	<5	<0.5	<0.5	<0.5	<1	<0.5	<1	<0.5	<0.5	<0.5	<0.5	<0.5	<0.5	<2	<0.5	<2	<0.5	<0.5	<0.5	<1	<0.5	<0.5	<1.5	<1	<0.5	<100	<100	<100	<100
92501616	FB-01-20201021	N/A	10/21/2020	<5	<0.5	<0.5	<0.5	<1	<0.5	<1	<0.5	<0.5	<0.5	<0.5	<0.5	<0.5	<2	<0.5	<2	<0.5	<0.5	<0.5	<1	<0.5	<0.5	<1.5	<1	<0.5	<100	<100	<100	<100
92501860	FB-2-20201022	N/A	10/22/2020	<5	<0.5	<0.5	<0.5	<1	<0.5	<1	<0.5	<0.5	<0.5	<0.5	<0.5	<0.5	<2	<0.5	<2	<0.5	<0.5	<0.5	<1	<0.5	<0.5	<1.5	<1	<0.5	<100	<100	<100	<100
92501960	FB-3-20201023	N/A	10/23/2020	<5	<0.5	<0.5	<0.5	<1	<0.5	<1	<0.5	<0.5	<0.5	<0.5	<0.5	<0.5	<2	<0.5	<2	<0.5	<0.5	<0.5	<1	<0.5	<0.5	<1.5	<1	<0.5	<100	<100	<100	<100
92508536	FB-01-20201130	N/A	11/30/2020	NA	<0.5	<0.5	<0.5	<1	<0.5	<1	<0.5	<0.5	<0.5	<0.5	<0.5	<0.5	<2	<0.5	<2	<0.5	<0.5	<0.5	<1	<0.5	<0.5	<1.5	<1	<0.5	<100	<100	<100	<100
92509251	FB-1-20201202	N/A	12/02/2020	NA	<0.5	<0.5	<0.5	<1	<0.5	<1	<0.5	<0.5	<0.5	<0.5	<0.5	<0.5	<2	<0.5	<2	<0.5	<0.5	<0.5	<1	<0.5	<0.5	<1.5	<1	<0.5	<100	<100	<100	<100
92509560	FB-1-20201203	N/A	12/03/2020	NA	<0.5	<0.5	<0.5	<1	<0.5	<1	<0.5	<0.5	<0.5	<0.5	<0.5	<0.5	<2	<0.5	<2	<0.5	<0.5	<0.5	<1	<0.5	<0.5	<1.5	<1	<0.5	<100	<100	<100	<100
92508881	FB-1-20201201	N/A	12/01/2020	NA	<0.5	<0.5	<0.5	<1	<0.5	<1	<0.5	<0.5	<0.5	<0.5	<0.5	<0.5	<2	<0.5	<2	<0.5	<0.5	<0.5	<1	<0.5	<0.5	<1.5	<1	<0.5	<100	<100	<100	<100
92514598	FB-1-20210104	N/A	01/04/2021	NA	<0.5	<0.5	<0.5	<1	<0.5	<1	<0.5	<0.5	<0.5	<0.5	<0.5	<0.5	<2	<0.5	<2	<0.5	<0.5	<0.5	<1	<0.5	<0.5	<1.5	<1	<0.5	<100	<100	<100	<100
92514898	FB-1-20210105	N/A	01/05/2021	NA	<0.5	<0.5	<0.5	<1	<0.5	<1	<0.5	<0.5	<0.5	<0.5	<0.5	<0.5	<2	<0.5	<2	<0.5	<0.5	<0.5	<1	<0.5	<0.5	<1.5	<1	<0.5	<100	<100	<100	<100

Table 5
Summary of Monitoring Well Sampling Results

Colonial Pipeline Company
2020-L1-SR2448
Huntersville, North Carolina

Lab Report Number	Sample ID	Well ID	Sample Date	Metals (µg/L)	VOCs (µg/L)																							MADEP VPH (µg/L)			
				Lead	Benzene	Bromodichloromethane	n-Butylbenzene	Chloroethane	Chloroform	Chloromethane	2-Chlorotoluene	Dibromochloromethane	1,2-Dichloroethane	Diisopropyl ether	Ethylbenzene	Isopropylbenzene (Cumene)	Methylene Chloride	Methyl-tert-butyl ether	Naphthalene	n-Propylbenzene	Tetrachloroethene	Toluene	Trichlorofluoromethane	1,2,4-Trimethylbenzene	1,3,5-Trimethylbenzene	Xylene (Total)	m&p-Xylene	o-Xylene	C5 - C8 Aliphatics	C9 - C12 Aliphatics	C9 - C10 Aromatics	VPH (Total)
NCAC 2L Standards				**15**	**1**	**0.6**	**70**	**3000**	**70**	**3**	**100**	**0.4**	**0.4**	**70**	**600**	**70**	**5**	**20**	**6**	**70**	**0.7**	**600**	**2000**	**400**	**400**	**500**	**500**	**500**	**400**	**700**	**200**	**NE**
IMAC Standards				**--**	**--**	**--**	**--**	**--**	**--**	**--**	**--**	**--**	**--**	**--**	**--**	**--**	**--**	**--**	**--**	**--**	**--**	**--**	**--**	**--**	**--**	**--**	**--**	**--**	**--**	**--**	**--**	**--**
92514602	EB-1	N/A	01/04/2021	<5.0	<0.50	<0.50	<0.50	<1.0	<0.50	<1.0	<0.50	<0.50	<0.50	<0.50	<0.50	<0.50	<2.0	<0.50	<2.0	<0.50	<0.50	<0.50	<1.0	<0.50	<0.50	<1.5	<1.0	<0.50	<100	<100	<100	<100
92514602	FB-1	N/A	01/04/2021	<5.0	<0.50	<0.50	<0.50	<1.0	<0.50	<1.0	<0.50	<0.50	<0.50	<0.50	<0.50	<0.50	<2.0	<0.50	<2.0	<0.50	<0.50	<0.50	<1.0	<0.50	<0.50	<1.5	<1.0	<0.50	<100	<100	<100	<100
92514955	EB-1	N/A	01/05/2021	<5.0	<0.50	<0.50	<0.50	<1.0	<0.50	<1.0	<0.50	<0.50	<0.50	<0.50	<0.50	<0.50	<2.0	<0.50	<2.0	<0.50	<0.50	<0.50	<1.0	<0.50	<0.50	<1.5	<1.0	<0.50	<100	<100	<100	<100
92514955	FB-1	N/A	01/05/2021	<5.0	<0.50	<0.50	<0.50	<1.0	<0.50	<1.0	<0.50	<0.50	<0.50	<0.50	<0.50	<0.50	<2.0	<0.50	<2.0	<0.50	<0.50	<0.50	<1.0	<0.50	<0.50	<1.5	<1.0	<0.50	<100	<100	<100	<100
92515213	EB-3	N/A	01/06/2021	<5.0	<0.50	<0.50	<0.50	<1.0	<0.50	<1.0	<0.50	<0.50	<0.50	<0.50	<0.50	<0.50	<2.0	<0.50	<2.0	<0.50	<0.50	<0.50	<1.0	<0.50	<0.50	<1.5	<1.0	<0.50	<100	<100	<100	<100
92515213	FB-3	N/A	01/06/2021	<5.0	<0.50	<0.50	<0.50	<1.0	<0.50	<1.0	<0.50	<0.50	<0.50	<0.50	<0.50	<0.50	<2.0	<0.50	<2.0	<0.50	<0.50	<0.50	<1.0	<0.50	<0.50	<1.5	<1.0	<0.50	<100	<100	<100	<100
92515075	FB-1-20210106	N/A	01/06/2021	NA	<0.5	<0.5	<0.5	<1	<0.5	<1	<0.5	<0.5	<0.5	<0.5	<0.5	<0.5	<2	<0.5	<2	<0.5	<0.5	<0.5	<1	<0.5	<0.5	<1.5	<1	<0.5	<100	<100	<100	<100
92515543	EB-1-20210107	N/A	01/07/2021	**21.3**	<0.50	<0.50	<0.50	<1.0	<0.50	<1.0	<0.50	<0.50	<0.50	<0.50	<0.50	<0.50	<2.0	<0.50	<2.0	<0.50	<0.50	<0.50	<1.0	<0.50	<0.50	<1.5	<1.0	<0.50	<100	<100	<100	<100
92515543	FB-1-20210107	N/A	01/07/2021	<5.0	<0.50	<0.50	<0.50	<1.0	<0.50	<1.0	<0.50	<0.50	<0.50	<0.50	<0.50	<0.50	<2.0	<0.50	<2.0	<0.50	<0.50	<0.50	<1.0	<0.50	<0.50	<1.5	<1.0	<0.50	<100	<100	<100	<100
92515544	FB-1-20210107	N/A	01/07/2021	NA	<0.5	<0.5	<0.5	<1	<0.5	<1	<0.5	<0.5	<0.5	<0.5	<0.5	<0.5	<2	<0.5	<2	<0.5	<0.5	<0.5	<1	<0.5	<0.5	<1.5	<1	<0.5	<100	<100	<100	<100
92515755	EB-1-20210109	N/A	01/09/2021	**9.2**	<0.50	<0.50	<0.50	<1.0	<0.50	<1.0	<0.50	<0.50	<0.50	<0.50	<0.50	<0.50	<2.0	<0.50	<2.0	<0.50	<0.50	<0.50	<1.0	<0.50	<0.50	<1.5	<1.0	<0.50	<100	<100	<100	<100
92515755	FB-1-20210109	N/A	01/09/2021	<5.0	<0.50	<0.50	<0.50	<1.0	<0.50	<1.0	<0.50	<0.50	<0.50	<0.50	<0.50	<0.50	<2.0	<0.50	<2.0	<0.50	<0.50	<0.50	<1.0	<0.50	<0.50	<1.5	<1.0	<0.50	<100	<100	<100	<100
92515762	EB-6	N/A	01/10/2021	<5.0	<0.50	<0.50	<0.50	<1.0	<0.50	<1.0	<0.50	<0.50	<0.50	<0.50	<0.50	<0.50	<2.0	<0.50	<2.0	<0.50	<0.50	<0.50	<1.0	<0.50	<0.50	<1.5	<1.0	<0.50	<100	<100	<100	<100
92515762	FB-6	N/A	01/10/2021	<5.0	<0.50	<0.50	<0.50	<1.0	<0.50	<1.0	<0.50	<0.50	<0.50	<0.50	<0.50	<0.50	<2.0	<0.50	<2.0	<0.50	<0.50	<0.50	<1.0	<0.50	<0.50	<1.5	<1.0	<0.50	<100	<100	<100	<100
92515869	EB-7	N/A	01/11/2021	**6.9**	<0.50	<0.50	<0.50	<1.0	<0.50	<1.0	<0.50	<0.50	<0.50	<0.50	<0.50	<0.50	<2.0	<0.50	<2.0	<0.50	<0.50	<0.50	<1.0	<0.50	<0.50	<1.5	<1.0	<0.50	<100	<100	<100	<100
92515869	FB-7	N/A	01/11/2021	<5.0	<0.50	<0.50	<0.50	<1.0	<0.50	<1.0	<0.50	<0.50	<0.50	<0.50	<0.50	<0.50	<2.0	<0.50	<2.0	<0.50	<0.50	<0.50	<1.0	<0.50	<0.50	<1.5	<1.0	<0.50	<100	<100	<100	<100
92516451	EB-8	N/A	01/12/2021	<5.0	<0.50	<0.50	<0.50	<1.0	<0.50	<1.0	<0.50	<0.50	<0.50	<0.50	<0.50	<0.50	<2.0	<0.50	<2.0	<0.50	<0.50	<0.50	<1.0	<0.50	<0.50	<1.5	<1.0	<0.50	<100	<100	<100	<100
92516451	FB-8	N/A	01/12/2021	<5.0	<0.50	<0.50	<0.50	<1.0	<0.50	<1.0	<0.50	<0.50	<0.50	<0.50	<0.50	<0.50	<2.0	<0.50	<2.0	<0.50	<0.50	<0.50	<1.0	<0.50	<0.50	<1.5	<1.0	<0.50	<100	<100	<100	<100
92516451	EB-9	N/A	01/13/2021	<5.0	<0.50	<0.50	<0.50	<1.0	<0.50	<1.0	<0.50	<0.50	<0.50	<0.50	<0.50	<0.50	<2.0	<0.50	<2.0	<0.50	<0.50	<0.50	<1.0	<0.50	<0.50	<1.5	<1.0	<0.50	<100	<100	<100	<100
92516451	FB-9	N/A	01/13/2021	<5.0	<0.50	<0.50	<0.50	<1.0	<0.50	<1.0	<0.50	<0.50	<0.50	<0.50	<0.50	<0.50	<2.0	<0.50	<2.0	<0.50	<0.50	<0.50	<1.0	<0.50	<0.50	<1.5	<1.0	<0.50	<100	<100	<100	<100
92520901	FB-1-20210208	N/A	02/08/2021	NA	<0.5	<0.5	<0.5	<1	<0.5	<1	<0.5	<0.5	<0.5	<0.5	<0.5	<0.5	<2	<0.5	<2	<0.5	<0.5	<0.5	<1	<0.5	<0.5	<1.5	<1	<0.5	<100	<100	<100	<100
92521237	FB-1-20210209	N/A	02/09/2021	NA	<0.5	<0.5	<0.5	<1	<0.5	<1	<0.5	<0.5	<0.5	<0.5	<0.5	<0.5	<2	<0.5	<2	<0.5	<0.5	<0.5	<1	<0.5	<0.5	<1.5	<1	<0.5	<100	<100	<100	<100
92521851	FB-1-20210211	N/A	02/11/2021	NA	<0.5	<0.5	<0.5	<1	<0.5	<1	<0.5	<0.5	<0.5	<0.5	<0.5	<0.5	<2	<0.5	<2	<0.5	<0.5	<0.5	<1	<0.5	<0.5	<1.5	<1	<0.5	<100	<100	<100	<100
92522123	EB-1-20210212	N/A	02/12/2021	<5	<0.5	<0.5	<0.5	<1	<0.5	<1	<0.5	<0.5	<0.5	<0.5	<0.5	<0.5	<2	<0.5	<2	<0.5	<0.5	<0.5	<1	<0.5	<0.5	<1.5	<1	<0.5	<100	<100	<100	<100
92522123	FB-1-20210212	N/A	02/12/2021	NA	<0.5	<0.5	<0.5	<1	<0.5	<1	<0.5	<0.5	<0.5	<0.5	<0.5	<0.5	<2	<0.5	<2	<0.5	<0.5	<0.5	<1	<0.5	<0.5	<1.5	<1	<0.5	<100	<100	<100	<100
92521555	EB-1-20210210	N/A	02/10/2021	<5	<0.5	<0.5	<0.5	<1	<0.5	<1	<0.5	<0.5	<0.5	<0.5	<0.5	<0.5	<2	<0.5	<2	<0.5	<0.5	<0.5	<1	<0.5	<0.5	<1.5	<1	<0.5	<100	<100	<100	<100
92521555	FB-1-20210210	N/A	02/10/2021	NA	<0.5	<0.5	<0.5	<1	<0.5	<1	<0.5	<0.5	<0.5	<0.5	<0.5	<0.5	<2	<0.5	<2	<0.5	<0.5	<0.5	<1	<0.5	<0.5	<1.5	<1	<0.5	<100	<100	<100	<100

Table 5
Summary of Monitoring Well Sampling Results

Colonial Pipeline Company
2020-L1-SR2448
Huntersville, North Carolina

Lab Report Number	Sample ID	Well ID	Sample Date	Metals (µg/L)	VOCs (µg/L)																								MADEP VPH (µg/L)			
				Lead	Benzene	Bromodichloromethane	n-Butylbenzene	Chloroethane	Chloroform	Chloromethane	2-Chlorotoluene	Dibromochloromethane	1,2-Dichloroethane	Diisopropyl ether	Ethylbenzene	Isopropylbenzene (Cumene)	Methylene Chloride	Methyl-tert-butyl ether	Naphthalene	n-Propylbenzene	Tetrachloroethene	Toluene	Trichlorofluoromethane	1,2,4-Trimethylbenzene	1,3,5-Trimethylbenzene	Xylene (Total)	m&p-Xylene	o-Xylene	C5 - C8 Aliphatics	C9 - C12 Aliphatics	C9 - C10 Aromatics	VPH (Total)
NCAC 2L Standards				**15**	**1**	**0.6**	**70**	**3000**	**70**	**3**	**100**	**0.4**	**0.4**	**70**	**600**	**70**	**5**	**20**	**6**	**70**	**0.7**	**600**	**2000**	**400**	**400**	**500**	**500**	**500**	**400**	**700**	**200**	**NE**
IMAC Standards				**--**	**--**	**--**	**--**	**--**	**--**	**--**	**--**	**--**	**--**	**--**	**--**	**--**	**--**	**--**	**--**	**--**	**--**	**--**	**--**	**--**	**--**	**--**	**--**	**--**	**--**	**--**	**--**	**--**
92522267	EB-1-20210215	N/A	02/15/2021	<5	<0.5	<0.5	<0.5	<1	<0.5	<1	<0.5	<0.5	<0.5	<0.5	<0.5	<0.5	<2	<0.5	<2	<0.5	<0.5	<0.5	<1	<0.5	<0.5	<1.5	<1	<0.5	<100	<100	<100	<100
92522267	FB-1-20210215	N/A	02/15/2021	NA	<0.5	<0.5	<0.5	<1	<0.5	<1	<0.5	<0.5	<0.5	<0.5	<0.5	<0.5	<2	<0.5	<2	<0.5	<0.5	<0.5	<1	<0.5	<0.5	<1.5	<1	<0.5	<100	<100	<100	<100
92526264	EB-1-20210308	N/A	03/08/2021	<5	<0.5	<0.5	<0.5	<1	<0.5	<1	<0.5	<0.5	<0.5	<0.5	<0.5	<0.5	<2	<0.5	<2	<0.5	<0.5	<0.5	<1	<0.5	<0.5	<1.5	<1	<0.5	<100	<100	<100	<100
92526264	FB-1-20210308	N/A	03/08/2021	NA	<0.5	<0.5	<0.5	<1	<0.5	<1	<0.5	<0.5	<0.5	<0.5	<0.5	<0.5	<2	<0.5	<2	<0.5	<0.5	<0.5	<1	<0.5	<0.5	<1.5	<1	<0.5	<100	<100	<100	<100
92526616	FB-1-20210309	N/A	03/09/2021	<5.0	<0.5	<0.5	<0.5	<1	<0.5	<1	<0.5	<0.5	<0.5	<0.5	<0.5	<0.5	<2	<0.5	<2	<0.5	<0.5	<0.5	<1	<0.5	<0.5	<1.5	<1	<0.5	<100	<100	<100	<100
92526618	EB-1-20210309	N/A	03/09/2021	<5	<0.5	<0.5	<0.5	<1	<0.5	<1	<0.5	<0.5	<0.5	<0.5	<0.5	<0.5	<2	<0.5	<2	<0.5	<0.5	<0.5	<1	<0.5	<0.5	<1.5	<1	<0.5	<100	<100	<100	<100
92526989	FB-1-20210310	N/A	03/10/2021	NA	<0.5	<0.5	<0.5	<1	<0.5	<1	<0.5	<0.5	<0.5	<0.5	<0.5	<0.5	<2	<0.5	<2	<0.5	<0.5	<0.5	<1	<0.5	<0.5	<1.5	<1	<0.5	<100	<100	<100	<100
92526977	EB-1-20210310	N/A	03/10/2021	<5	<0.5	<0.5	<0.5	<1	<0.5	<1	<0.5	<0.5	<0.5	<0.5	<0.5	<0.5	<2	<0.5	<2	<0.5	<0.5	<0.5	<1	<0.5	<0.5	<1.5	<1	<0.5	<100	<100	<100	<100
92527326	EB-1-20210311	N/A	03/11/2021	<5	<0.5	<0.5	<0.5	<1	<0.5	<1	<0.5	<0.5	<0.5	<0.5	<0.5	<0.5	<2	<0.5	<2	<0.5	<0.5	<0.5	<1	<0.5	<0.5	<1.5	<1	<0.5	<50	<50	<50	<50
92527326	FB-1-20210311	N/A	03/11/2021	NA	<0.5	<0.5	<0.5	<1	<0.5	<1	<0.5	<0.5	<0.5	<0.5	<0.5	<0.5	<2	<0.5	<2	<0.5	<0.5	<0.5	<1	<0.5	<0.5	<1.5	<1	<0.5	<50	<50	<50	<50
92527475	FB-1-20210312	N/A	03/12/2021	NA	<0.5	<0.5	<0.5	<1	<0.5	<1	<0.5	<0.5	<0.5	<0.5	<0.5	<0.5	<2	<0.5	<2	<0.5	<0.5	<0.5	<1	<0.5	<0.5	<1.5	<1	<0.5	<50	<50	<50	<50
92531225	FB-1-20210405	N/A	04/05/2021	NA	<0.5	<0.5	<0.5	<1	<0.5	<1	<0.5	<0.5	<0.5	<0.5	<0.5	<0.5	<2	<0.5	<2	<0.5	<0.5	<0.5	<1	<0.5	<0.5	<1.5	<1	<0.5	<50	<50	<50	<50
92531238	EB-1-20210405	N/A	04/05/2021	<5	<0.5	<0.5	<0.5	<1	<0.5	<1	<0.5	<0.5	<0.5	<0.5	<0.5	<0.5	<2	<0.5	<2	<0.5	<0.5	<0.5	<1	<0.5	<0.5	<1.5	<1	<0.5	<50	<50	<50	<50
92531580	EB-1-20210406	N/A	04/06/2021	<5	<0.5	<0.5	<0.5	<1	<0.5	<1	<0.5	<0.5	<0.5	<0.5	<0.5	<0.5	<2	<0.5	<2	<0.5	<0.5	<0.5	<1	<0.5	<0.5	<1.5	<1	<0.5	<50	<50	<50	<50
92530256	EB-1-20210407	N/A	04/07/2021	<5	<0.5	<0.5	<0.5	<1	<0.5	<1	<0.5	<0.5	<0.5	<0.5	<0.5	<0.5	<2	<0.5	<2	<0.5	<0.5	<0.5	<1	<0.5	<0.5	<1.5	<1	<0.5	<50	<50	<50	<50
92531581	FB-1-20210406	N/A	04/06/2021	NA	<0.5	<0.5	<0.5	<1	<0.5	<1	<0.5	<0.5	<0.5	<0.5	<0.5	<0.5	<2	<0.5	<2	<0.5	<0.5	<0.5	<1	<0.5	<0.5	<1.5	<1	<0.5	<50	**66.8**	<50	**64.7**
92531853	FB-1-20210407	N/A	04/07/2021	NA	<0.5	<0.5	<0.5	<1	<0.5	<1	<0.5	<0.5	<0.5	<0.5	<0.5	<0.5	<2	<0.5	<2	<0.5	<0.5	<0.5	<1	<0.5	<0.5	<1.5	<1	<0.5	<50	<50	<50	<50
92532417	EB-1-20210409	N/A	04/09/2021	<5	<0.5	<0.5	<0.5	<1	<0.5	<1	<0.5	<0.5	<0.5	<0.5	<0.5	<0.5	<2	<0.5	<2	<0.5	<0.5	<0.5	<1	<0.5	<0.5	<1.5	<1	<0.5	<50	<50	<50	<50
92532417	FB-1-20210408	N/A	04/08/2021	NA	<0.5	<0.5	<0.5	<1	<0.5	<1	<0.5	<0.5	<0.5	<0.5	<0.5	<0.5	<2	<0.5	<2	<0.5	<0.5	<0.5	<1	<0.5	<0.5	<1.5	<1	<0.5	<50	<50	<50	<50
92532417	FB-1-20210409	N/A	04/09/2021	NA	<0.5	<0.5	<0.5	<1	<0.5	<1	<0.5	<0.5	<0.5	<0.5	<0.5	<0.5	<2	<0.5	<2	<0.5	<0.5	<0.5	<1	<0.5	<0.5	<1.5	<1	<0.5	<50	<50	<50	<50
92536428	FB-1-20210503	N/A	05/03/2021	NA	<0.5	<0.5	<0.5	<1	<0.5	<1	<0.5	<0.5	<0.5	<0.5	<0.5	<0.5	<2	<0.5	<2	<0.5	<0.5	<0.5	<1	<0.5	<0.5	<1.5	<1	<0.5	<50	<50	<50	<50
92537489	EB-1-20210506	N/A	05/06/2021	**4.6J**	<0.5	<0.5	<0.5	<1	<0.5	<1	<0.5	<0.5	<0.5	<0.5	<0.5	<0.5	**3.2**	<0.5	<2	<0.5	<0.5	<0.5	<1	<0.5	<0.5	<1.5	<1	<0.5	<50	<50	<50	<50
92537489	FB-1-20210506	N/A	05/06/2021	NA	<0.5	<0.5	<0.5	<1	<0.5	<1	<0.5	<0.5	<0.5	<0.5	<0.5	<0.5	<2	<0.5	<2	<0.5	<0.5	<0.5	<1	<0.5	<0.5	<1.5	<1	<0.5	<50	<50	<50	<50
92537784	FB-1-20210507	N/A	05/07/2021	NA	<0.5	<0.5	<0.5	<1	<0.5	<1	<0.5	<0.5	<0.5	<0.5	<0.5	<0.5	**2.8 C0**	<0.5	<2	<0.5	<0.5	<0.5	<1	<0.5	<0.5	<1.5	<1	<0.5	<50	<50	<50	<50
92541699	FB-1-20210601	N/A	06/01/2021	NA	<0.5	**0.52**	<0.5	<1	**2**	<1	<0.5	<0.5	<0.5	<0.5	<0.5	<0.5	<2	<0.5	<2	<0.5	<0.5	<0.5	<1	<0.5	<0.5	<1.5	<1	<0.5	<50	<50	<50	<50
92541703	EB-1-20210601	N/A	06/01/2021	NA	<0.5	<0.5	<0.5	<1	<0.5	<1	<0.5	<0.5	<0.5	<0.5	<0.5	<0.5	**3.3**	<0.5	<2	<0.5	<0.5	<0.5	<1	<0.5	<0.5	<1.5	<1	<0.5	<50	<50	<50	<50
92541705	FB-2-20210601	N/A	06/01/2021	NA	<0.5	<0.5	<0.5	<1	**0.38J**	<1	<0.5	<0.5	<0.5	<0.5	<0.5	<0.5	**3.6**	<0.5	<2	<0.5	<0.5	<0.5	<1	<0.5	<0.5	<1.5	<1	<0.5	<50	<50	<50	<50
92542375	EB-1-20210603	N/A	06/03/2021	<5	<0.5	<0.5	<0.5	<1	<0.5	<1	<0.5	<0.5	<0.5	<0.5	<0.5	<0.5	<2	<0.5	<2	<0.5	<0.5	<0.5	<1	<0.5	<0.5	<1.5	<1	<0.5	<50	<50	<50	<50
92542375	FB-2-20210603	N/A	06/03/2021	NA	<0.5	**0.34J**	<0.5	<1	**1.2**	<1	<0.5	<0.5	<0.5	<0.5	<0.5	<0.5	<2	<0.5	<2	<0.5	<0.5	<0.5	<1	<0.5	<0.5	<1.5	<1	<0.5	<50	<50	<50	<50

Table 5
Summary of Monitoring Well Sampling Results

Colonial Pipeline Company
2020-L1-SR2448
Huntersville, North Carolina

Lab Report Number	Sample ID	Well ID	Sample Date	Metals (µg/L)	VOCs (µg/L)																								MADEP VPH (µg/L)			
				Lead	Benzene	Bromodichloromethane	n-Butylbenzene	Chloroethane	Chloroform	Chloromethane	2-Chlorotoluene	Dibromochloromethane	1,2-Dichloroethane	Diisopropyl ether	Ethylbenzene	Isopropylbenzene (Cumene)	Methylene Chloride	Methyl-tert-butyl ether	Naphthalene	n-Propylbenzene	Tetrachloroethene	Toluene	Trichlorofluoromethane	1,2,4-Trimethylbenzene	1,3,5-Trimethylbenzene	Xylene (Total)	m&p-Xylene	o-Xylene	C5 - C8 Aliphatics	C9 - C12 Aliphatics	C9 - C10 Aromatics	VPH (Total)
NCAC 2L Standards				**15**	**1**	**0.6**	**70**	**3000**	**70**	**3**	**100**	**0.4**	**0.4**	**70**	**600**	**70**	**5**	**20**	**6**	**70**	**0.7**	**600**	**2000**	**400**	**400**	**500**	**500**	**500**	**400**	**700**	**200**	**NE**
IMAC Standards				**--**	**--**	**--**	**--**	**--**	**--**	**--**	**--**	**--**	**--**	**--**	**--**	**--**	**--**	**--**	**--**	**--**	**--**	**--**	**--**	**--**	**--**	**--**	**--**	**--**	**--**	**--**	**--**	**--**
92542611	EB-1-20210604	N/A	06/04/2021	<5	<0.5	<0.5	<0.5	<1	<0.5	<1	<0.5	<0.5	<0.5	<0.5	<0.5	<0.5	<2	<0.5	<2	<0.5	<0.5	<0.5	<1	<0.5	<0.5	<1.5	<1	<0.5	<50	<50	<50	<50
92542611	FB-1-20210604	N/A	06/04/2021	NA	<0.5	<0.5	<0.5	<1	<0.5	<1	<0.5	<0.5	<0.5	<0.5	<0.5	<0.5	<2	<0.5	<2	<0.5	<0.5	<0.5	<1	<0.5	<0.5	<1.5	<1	<0.5	<50	<50	<50	<50
92542611	FB-2-20210604	N/A	06/04/2021	NA	<0.5	<0.5	<0.5	<1	<0.5	<1	<0.5	<0.5	<0.5	<0.5	<0.5	<0.5	<2	<0.5	<2	<0.5	<0.5	<0.5	<1	<0.5	<0.5	<1.5	<1	<0.5	<50	<50	<50	<50
92541991	FB-1-20210602	N/A	06/02/2021	NA	<0.5	<0.5	<0.5	<1	<0.5	<1	<0.5	<0.5	<0.5	<0.5	<0.5	<0.5	**4.4**	<0.5	<2	<0.5	<0.5	<0.5	<1	<0.5	<0.5	<1.5	<1	<0.5	<50	<50	<50	<50
92541993	EB-1-20210602	N/A	06/02/2021	<5	<0.5	<0.5	<0.5	<1	<0.5	<1	<0.5	<0.5	<0.5	<0.5	<0.5	<0.5	**4.8**	<0.5	<2	<0.5	<0.5	<0.5	<1	<0.5	<0.5	<1.5	<1	<0.5	<50	<50	<50	<50
92541993	FB-2-20210602	N/A	06/02/2021	NA	<0.5	<0.5	<0.5	<1	<0.5	<1	<0.5	<0.5	<0.5	<0.5	<0.5	<0.5	**4.6**	<0.5	<2	<0.5	<0.5	<0.5	<1	<0.5	<0.5	<1.5	<1	<0.5	<50	<50	<50	<50
92542352	FB-1-20210603	N/A	06/03/2021	NA	<0.5	**0.36J**	<0.5	<1	**1.2**	<1	<0.5	<0.5	<0.5	<0.5	<0.5	<0.5	<2	<0.5	<2	<0.5	<0.5	<0.5	<1	<0.5	<0.5	<1.5	<1	<0.5	<50	<50	<50	<50
92544305	FB-1	N/A	06/15/2021	<5	<0.5	<0.5	<0.5	<1	<0.5	<1	<0.5	<0.5	<0.5	<0.5	<0.5	<0.5	<2	<0.5	<2	<0.5	<0.5	<0.5	<1	<0.5	<0.5	<1	<1	<0.5	<50	<50	<50	<50
92548170	EB-1-20210707	N/A	07/07/2021	NA	<0.5	<0.5	<0.5	<1	<0.5	<1	<0.5	<0.5	<0.5	<0.5	<0.5	<0.5	<2	<0.5	<2	<0.5	<0.5	<0.5	<1	<0.5	<0.5	<1.5	<1	<0.5	<50	<50	<50	<50
92548169	FB-1-20210707	N/A	07/07/2021	NA	<0.5	<0.5	<0.5	<1	<0.5	<1	<0.5	<0.5	<0.5	<0.5	<0.5	<0.5	<2	<0.5	<2	<0.5	<0.5	<0.5	<1	<0.5	<0.5	<1.5	<1	<0.5	<50	<50	<50	<50
92548168	FB-2-20210707	N/A	07/07/2021	NA	<0.5	<0.5	<0.5	<1	<0.5	<1	<0.5	<0.5	<0.5	<0.5	<0.5	<0.5	<2	<0.5	<2	<0.5	<0.5	<0.5	<1	<0.5	<0.5	<1.5	<1	<0.5	<50	<50	<50	<50
92548518	FB-1-20210708	N/A	07/08/2021	NA	<0.5	<0.5	<0.5	<1	<0.5	<1	<0.5	<0.5	<0.5	<0.5	<0.5	<0.5	<2	<0.5	<2	<0.5	<0.5	<0.5	<1	<0.5	<0.5	<1.5	<1	<0.5	<50	<50	<50	<50
92548519	EB-1-20210708	N/A	07/08/2021	NA	<0.5	<0.5	<0.5	<1	<0.5	<1	<0.5	<0.5	<0.5	<0.5	<0.5	<0.5	<2	<0.5	<2	<0.5	<0.5	<0.5	<1	<0.5	<0.5	<1.5	<1	<0.5	<50	<50	<50	<50
92548519	FB-2-20210708	N/A	07/08/2021	NA	<0.5	<0.5	<0.5	<1	<0.5	<1	<0.5	<0.5	<0.5	<0.5	<0.5	<0.5	<2	<0.5	<2	<0.5	<0.5	<0.5	<1	<0.5	<0.5	<1.5	<1	<0.5	<50	<50	<50	<50
92548787	FB-1-20210709	N/A	07/09/2021	NA	<0.5	<0.5	<0.5	<1	<0.5	<1	<0.5	<0.5	<0.5	<0.5	<0.5	<0.5	<2	<0.5	<2	<0.5	<0.5	<0.5	<1	<0.5	<0.5	<1.5	<1	<0.5	<50	<50	<50	<50
92548787	FB-2-20210709	N/A	07/09/2021	NA	<0.5	<0.5	<0.5	<1	<0.5	<1	<0.5	<0.5	<0.5	<0.5	<0.5	<0.5	<2	<0.5	<2	<0.5	<0.5	<0.5	<1	<0.5	<0.5	<1.5	<1	<0.5	<50	<50	<50	<50

Notes:
NA - Not Analyzed
NE - Not Established
All units reported in micrograms per liter (µg/L)
Only detected constituents are shown
NCAC 2L Standard - North Carolina 15A NCAC 2L Groundwater Standard
"<" - Indicates compound was not detected above laboratory reporting limit
Lead - analyzed by Method 6010D
VOCs - Volatile Organic Compounds analyzed by Method SM 6200B
MADEP - Massachusetts Department of Environmental Protection; as required by North Carolina Department of Environmental Quality
VPH - Volatile Petroleum Hydrocarbon
J - Estimated concentration above the adjusted method detection limit and below the adjusted reporting limit
C0 - Result confirmed by second analysis
Bold values indicate compound was detected above laboratory reporting limit
Blue shading indicates an exceedance of NCAC 2L Standard
Samples beginning with "DUP" are field duplicates and co-samples of the preceeding row
IMAC - Interim Maximum Allowable Concentration
ID - Identification

Table 6
Summary of Water Supply Well Sampling Results

Colonial Pipeline Company
2020-L1-SR2448
Huntersville, North Carolina

			Metals (µg/L)	VOCs (µg/L)		
Lab Report Number	Sample ID	Sample Date	Lead	Bromodichloromethane	Chloroform	Methylene Chloride
		NCAC 2L	**15**	**0.6**	**70**	**5**
		IMAC Standards	**--**	**--**	**--**	**--**
92525139	13712_HC_RD_20210302	03/02/2021	**38.2**	<0.50	<0.50	<2.0
92492043	13736_PE_ Dr	08/22/2020	NA	NA	NA	NA
92492904	13800_H/C_Rd	08/27/2020	**109**	<0.50	<0.50	<2.0
92493896	13800_HC_RD	09/02/2020	**169**	<0.50	<0.50	<2.0
92495067	13800_HC_RD	09/10/2020	**55.2**	<0.50	<0.50	<2.0
92495939	13800_HC_RD_20200916	09/16/2020	**67**	<0.50	<0.50	<2.0
92497411	13800_HC_RD 20200924	09/24/2020	**23**	<0.50	<0.50	<2.0
92498538	13800_HC_RD	10/01/2020	**6.5**	<0.50	<0.50	<2.0
92499668	13800_HC_RD_20201008	10/08/2020	<5.0	<0.50	<0.50	<2.0
92500721	13800_HC_RD_20201015	10/15/2020	<5.0	<0.50	<0.50	<2.0
92501794	13800_HC_.RD_20201022	10/22/2020	<5.0	<0.50	<0.50	<2.0
92502945	13800_HC_RD_20201029	10/29/2020	<5.0	<0.50	<0.50	<2.0
92504298	13800_HC_RD_20201105	11/05/2020	<5.0	<0.50	<0.50	<2.0
92506033	13800_HC_RD	11/12/2020	**5.4**	<0.50	<0.50	<2.0
92507404	13800_HC_RD	11/19/2020	**5.7**	<0.50	<0.50	<2.0
92507391	FD-111820	11/19/2020	**5.4**	<0.50	<0.50	<2.0
92508024	13800_HC_RD_20201124	11/24/2020	<5.0	<0.50	<0.50	<2.0
92508707	13800_HC_RD_20201201	12/01/2020	**7.8**	<0.50	<0.50	<2.0
92510221	13800_HC_RD_20201208	12/08/2020	<5.0	<0.50	<0.50	<2.0
92512037	13800_HC_.RD_20201215	12/15/2020	<5.0	<0.50	<0.50	<2.0
92513363	13800_HC_RD_20201222	12/22/2020	<5.0	<0.50	<0.50	<2.0
92513987	13800_HC_RD_20201229	12/29/2020	<5.0	<0.50	<0.50	<2.0
92514747	13800_HC_RD_20210105	01/05/2021	<5.0	<0.50	<0.50	<2.0
92516194	13800_HC_RD_2021112	01/12/2021	<5.0	<0.50	<0.50	<2.0
92517235	13800_HC_RD_2021119	01/19/2021	<5.0	<0.50	<0.50	<2.0
92518577	13800_HC_RD_2021126	01/26/2021	**16.9**	<0.50	<0.50	<2.0
92519756	13800_HC_RD_20210202	02/02/2021	<5.0	<0.50	<0.50	<2.0
92521088	13800_HC_RD_20210209	02/09/2021	**5.1**	<0.50	<0.50	<2.0
92522441	13800_HC_RD_20210216	02/16/2021	<5.0	<0.50	<0.50	<2.0
92523569	13800_HC_RD_20210223	02/23/2021	<5.0	<0.50	<0.50	<2.0
92525141	13800_HC_RD_20210302	03/02/2021	<5.0	<0.50	<0.50	<2.0
92526632	13800_HC_RD_20210309	03/09/2021	<5.0	<0.50	<0.50	<2.0
92527865	13800_HC_RD_20210316	03/16/2021	**12.1**	<0.50	<0.50	<2.0
92529142	13800_HC_RD_20210323	03/23/2021	<5	<0.5	<0.5	<2
92530276	13800_HC_RD_20210330	03/30/2021	<5	<0.5	<0.5	<2
92531396	13800_HC_RD_20210406	04/06/2021	<5.0	<0.50	<0.50	<2.0
92531397	DUP-1	04/06/2021	<5.0	<0.50	<0.50	<2.0

Table 6
Summary of Water Supply Well Sampling Results

Colonial Pipeline Company
2020-L1-SR2448
Huntersville, North Carolina

			Metals (µg/L)	VOCs (µg/L)		
Lab Report Number	Sample ID	Sample Date	Lead	Bromodichloromethane	Chloroform	Methylene Chloride
		NCAC 2L	**15**	**0.6**	**70**	**5**
		IMAC Standards	**--**	**--**	**--**	**--**
92532721	13800_HC_RD_20210413	04/13/2021	<5	<0.5	<0.5	<2
92534073	13800_HC_RD_20210420	04/20/2021	<5	<0.5	<0.5	<2
92535389	13800_HC_RD_20210427	04/27/2021	<5.0	<0.50	<0.50	<2.0
92536812	13800_HC_RD_20210504	05/04/2021	<5.0	<0.5	<0.50	<2
92538171	13800_HC_RD_20210511	05/11/2021	<5	<0.5	<0.5	<2
92539520	13800_HC_RD_20210518	05/18/2021	**6.3**	<0.50	<0.50	<2.0
92540616	13800_HC_RD_20210525	05/25/2021	<5	<0.5	<0.5	<2
92541596	13800_HC_RD_20210601	06/01/2021	<5.0	<0.50	<0.50	<2.0
92543078	13800_HC_RD_20210608	06/08/2021	<5.0	<0.50	<0.50	<2.0
92544310	13800_HC_RD_20210615	06/15/2021	<5	<0.5	<0.5	<2
92545590	13800_HC_RD_20210622	06/22/2021	<5.0	<0.5	<0.5	<2
92545591	DUP-1	06/22/2021	<5	<0.5	**0.9**	<2
92546854	13800_HC_RD_20210629	06/29/2021	**50.5**	<0.50	<0.50	<2.0
92547797	13800_HC_RD_20210706	07/06/2021	**5.J**	<0.50	<0.50	<2.0
92491028	13822_HC_Rd	08/16/2020	**53.0**	<0.50	<0.50	<2.0
92492032	13822_HC_Rd	08/21/2020	**14.2**	NA	NA	NA
92492033	FD_08212020	08/21/2020	**10.3**	NA	NA	NA
92493878	13822_HC_RD	09/02/2020	**11.6**	<0.50	<0.50	<2.0
92495055	13822_HC_RD	09/10/2020	<5.0	<0.50	<0.50	<2.0
92495069	FD-091020	09/10/2020	<5.0	<0.50	<0.50	<2.0
92495927	13822_HC_RD_20200916	09/16/2020	**14.3**	<0.50	<0.50	<2.0
92497407	13822_HC_RD 20200924	09/24/2020	**8.9**	<0.50	<0.50	<2.0
92491385	13831_Sims_Rd	08/17/2020	<5.0	<0.50	<0.50	<2.0
92492683	13831_Sims_Rd	08/25/2020	<5.0	<0.50	<0.50	<2.0
92494137	13831_SIMS_RD	09/03/2020	<5.0	<0.50	<0.50	<2.0
92525138	13831_SIMS_RD_20210302	03/02/2021	<5.0	<0.50	<0.50	<2.0
92491367	13835_AC_Rd	08/17/2020	<5.0	<0.50	<0.50	<2.0
92492460	13835_AC_Rd	08/25/2020	<5.0	<0.50	<0.50	<2.0
92492469	FD1-08252020	08/25/2020	<5.0	<0.50	<0.50	<2.0
92494135	13835_AC_RD	09/03/2020	<5.0	<0.50	<0.50	<2.0
92495191	13835_AC_RD	09/11/2020	<5.0	<0.50	<0.50	<2.0
92495943	13835_AC_RD_20200916	09/16/2020	<5.0	**1.7**	**7.4**	<2.0
92497409	13835_AC_RD 20200924	09/24/2020	**16.1**	<0.50	<0.50	<2.0
92498537	13835_AC_RD	10/01/2020	<5.0	<0.50	<0.50	<2.0
92498539	FD-100120	10/01/2020	<5.0	<0.50	<0.50	<2.0
92499665	13835_AC_RD_20201008	10/08/2020	<5.0	<0.50	<0.50	<2.0
92500725	13835_AC_RD_20201015	10/15/2020	<5.0	<0.50	<0.50	<2.0

Table 6
Summary of Water Supply Well Sampling Results

Colonial Pipeline Company
2020-L1-SR2448
Huntersville, North Carolina

			Metals (µg/L)	VOCs (µg/L)		
Lab Report Number	**Sample ID**	**Sample Date**	**Lead**	**Bromodichloromethane**	**Chloroform**	**Methylene Chloride**
		NCAC 2L	**15**	**0.6**	**70**	**5**
		IMAC Standards	**--**	**--**	**--**	**--**
92500731	DUP-1	10/15/2020	<5.0	<0.50	<0.50	NA
92501805	13835_AC_RD_20201022	10/22/2020	<5.0	<0.50	<0.50	<2.0
92502955	13835_AC_RD_20201029	10/29/2020	<5.0	<0.50	<0.50	<2.0
92502957	DUP-1	10/29/2020	<5.0	<0.50	<0.50	<2.0
92504283	13835_AC_RD_20201105	11/05/2020	<5.0	<0.50	<0.50	<2.0
92506030	13835_AC_RD	11/12/2020	<5.0	<0.50	<0.50	<2.0
92507400	13835_AC_RD	11/19/2020	<5.0	<0.50	<0.50	<2.0
92508017	13835_AC_RD_20201124	11/24/2020	<5.0	<0.50	<0.50	<2.0
92508716	13835_AC_Rd_20201201	12/01/2020	<5.0	<0.50	<0.50	<2.0
92510233	13835_AC_RD_20201208	12/08/2020	<5.0	<0.50	<0.50	<2.0
92512027	13835_AC_RD_20201215	12/15/2020	<5.0	<0.50	<0.50	<2.0
92512046	DUP-1	12/15/2020	<5.0	<0.50	<0.50	<2.0
92513354	13835_AC_RD_20201222	12/22/2020	<5.0	<0.50	<0.50	<2.0
92513978	13835_AC_RD_20201229	12/29/2020	<5.0	<0.50	<0.50	<2.0
92514756	13835_AC_RD_20210105	01/05/2021	<5.0	<0.50	<0.50	<2.0
92516191	13835_AC_RD_2021112	01/12/2021	<5.0	<0.50	<0.50	<2.0
92516192	DUP-1	01/12/2021	<5.0	<0.50	<0.50	<2.0
92517234	13835_AC_RD_2021119	01/19/2021	<5.0	<0.50	<0.50	<2.0
92518610	13835_AC_RD_2021126	01/26/2021	**15.4**	<0.50	<0.50	<2.0
92519760	13835_AC_RD_20210202	02/02/2021	<5.0	<0.50	<0.50	<2.0
92521099	13835_AC_RD_20210209	02/09/2021	**15.1**	<0.50	<0.50	<2.0
92522436	13835_AC_RD_20210216	02/16/2021	<5.0	<0.50	<0.50	<2.0
92522438	DUP-1	02/16/2021	<5.0	<0.50	**0.62**	<2.0
92523572	13835_AC_RD_20210223	02/23/2021	<5.0	<0.50	**0.57**	<2.0
92525131	13835_AC_RD_20210302	03/02/2021	<5.0	<0.50	**0.5**	<2.0
92526625	13835_AC_RD_20210309	03/09/2021	**13.5**	<0.50	**0.54**	<2.0
92527864	13835_AC_RD_20210316	03/16/2021	**6.2**	<0.50	**0.51**	<2.0
92529170	13835_AC_RD_20210323	03/23/2021	<5	<0.5	<0.5	<2

Table 6
Summary of Water Supply Well Sampling Results

Colonial Pipeline Company
2020-L1-SR2448
Huntersville, North Carolina

			Metals (µg/L)	VOCs (µg/L)		
Lab Report Number	**Sample ID**	**Sample Date**	**Lead**	**Bromodichloromethane**	**Chloroform**	**Methylene Chloride**
		NCAC 2L	**15**	**0.6**	**70**	**5**
		IMAC Standards	**--**	**--**	**--**	**--**
92530284	13835_AC_RD_20210330	03/30/2021	<5	<0.5	<0.5	<2
92531392	13835_AC_RD_20210406	04/06/2021	<5.0	<0.50	**0.52**	<2.0
92532714	13835_AC_RD_20210413	04/13/2021	<5	<0.5	**0.65**	<2
92534075	13835_AC_RD_20210420	04/20/2021	<5	<0.5	<0.5	<2
92535405	13835_AC_RD_20210427	04/27/2021	<5.0	<0.50	<0.50	<2.0
92536813	13835_AC_RD_20210504	05/04/2021	<5.0	<0.5	**0.65**	<2
92538166	13835_AC_RD_20210511	05/11/2021	<5	<0.5	**0.67**	<2
92539526	13835_AC_RD_20210518	05/18/2021	<5.0	<0.50	**0.89**	<2.0
92540628	13835_AC_RD_20210525	05/25/2021	<5	<0.5	**0.74**	<2
92540633	DUP-1	05/25/2021	<5	<0.5	**0.74**	<2
92541591	13835_AC_RD_20210601	06/01/2021	<5.0	<0.50	**0.90**	<2.0
92543079	13835_AC_RD_20210608	06/08/2021	**4.7J**	<0.50	**0.88**	<2.0
92544297	13835_AC_RD_20210615	06/15/2021	<5	<0.5	**0.91**	<2
92545600	13835_AC_RD_20210622	06/22/2021	**7.5**	<0.5	**0.84**	<2
92546857	13835_AC_RD_20210629	06/29/2021	<5.0	<0.50	**0.76**	<2.0
92547790	13835_AC_RD_20210706	07/06/2021	<5.0	<0.50	**0.99**	<2.0
92491363	13901_Sims_Rd	08/17/2020	<5.0	<0.50	<0.50	<2.0
92491368	FD1_081720	08/17/2020	<5.0	<0.50	<0.50	<2.0
92492466	13901_Sims_Rd	08/25/2020	<5.0	<0.50	<0.50	<2.0
92494138	13901_SIMS_RD	09/03/2020	<5.0	<0.50	<0.50	<2.0
92525133	13901_Sims_RD_20210302	03/02/2021	<5.0	<0.50	<0.50	<2.0
92491259	13920_Sims_Rd	08/17/2020	<5.0	<0.50	<0.50	<2.0
92492462	13920_Sims_Rd	08/25/2020	<5.0	<0.50	<0.50	<2.0
92494130	13920_SIMS_RD	09/03/2020	<5.0	<0.50	<0.50	<2.0
92525130	13920_SIMS_RD_20210302	03/02/2021	<5.0	<0.50	<0.50	<2.0

Table 6
Summary of Water Supply Well Sampling Results

Colonial Pipeline Company
2020-L1-SR2448
Huntersville, North Carolina

			Metals (µg/L)	VOCs (µg/L)		
Lab Report Number	Sample ID	Sample Date	Lead	Bromodichloromethane	Chloroform	Methylene Chloride
		NCAC 2L	**15**	**0.6**	**70**	**5**
		IMAC Standards	**--**	**--**	**--**	**--**
92491360	13923_AC_Rd	08/17/2020	<5.0	<0.50	<0.50	<2.0
92492465	13923_AC_Rd	08/25/2020	<5.0	<0.50	<0.50	<2.0
92494139	13923_AC_RD	09/03/2020	<5.0	<0.50	<0.50	<2.0
92495190	13923_AC_RD	09/11/2020	<5.0	<0.50	<0.50	<2.0
92495938	13923_AC_RD_20200916	09/16/2020	<5.0	<0.50	<0.50	<2.0
92497416	13923_AC_RD 20200924	09/24/2020	**5.5**	<0.50	<0.50	<2.0
92498533	13923_AC_RD	10/01/2020	<5.0	<0.50	<0.50	<2.0
92499672	13923_AC_RD_20201008	10/08/2020	<5.0	<0.50	<0.50	<2.0
92491030	13926A_HC_Rd	08/16/2020	<5.0	<0.50	<0.50	<2.0
92492029	13926A_HC_Rd	08/21/2020	<5.0	NA	<0.50	NA
92493902	13926A_HC_RD	09/02/2020	<5.0	<0.50	<0.50	<2.0
92495062	13926A_HC_RD	09/10/2020	<5.0	<0.50	<0.50	<2.0
92495945	13926A_HC_RD_20200916	09/16/2020	<5.0	<0.50	<0.50	<2.0
92497401	13926A_HC_RD 20200924	09/24/2020	<5.0	<0.50	<0.50	<2.0
92498130	13926A_HC_RD_20200930	09/30/2020	<5.0	<0.50	<0.50	<2.0
92499670	13926A_HC_RD_20201008	10/08/2020	<5.0	<0.50	<0.50	<2.0
92500718	13926A_HC_RD_20201015	10/15/2020	<5.0	<0.50	<0.50	<2.0
92501815	13926A_HC_RD_20201022	10/22/2020	**5.2**	<0.50	<0.50	<2.0
92502951	13926A_HC_RD_20201029	10/29/2020	**6.6**	<0.50	<0.50	<2.0
92504292	13926A_HC_RD_20201105	11/05/2020	<5.0	<0.50	<0.50	<2.0
92506028	13926A_HC_RD	11/12/2020	<5.0	<0.50	**8.2**	<2.0
92507401	13926A_HC_RD	11/19/2020	**5.8**	<0.50	<0.50	<2.0
92508011	13926A_HC_RD_20201124	11/24/2020	<5.0	<0.50	<0.50	<2.0
92508712	13926A_HC_RD_20201201	12/01/2020	**5.9**	<0.50	<0.50	<2.0
92510243	13926A_HC_RD_20201208	12/08/2020	<5.0	<0.50	<0.50	<2.0
92512042	13926A_HC_RD_20201215	12/15/2020	<5.0	<0.50	<0.50	<2.0
92513351	13926A_HC_RD_20201222	12/22/2020	<5.0	<0.50	<0.50	<2.0
92513975	13926A_HC_RD_20201229	12/29/2020	<5.0	<0.50	<0.50	<2.0
92514754	13926A_HC_RD_20210105	01/05/2021	<5.0	<0.50	<0.50	<2.0
92516196	13926A_HC_RD_2021112	01/12/2021	<5.0	<0.50	<0.50	<2.0
92517224	13926A_HC_RD_2021119	01/19/2021	<5.0	<0.50	<0.50	<2.0
92518620	13926A_HC_RD 2021126	01/26/2021	<5.0	<0.50	<0.50	<2.0
92519764	13926A_HC_RD_20210202	02/02/2021	<5.0	<0.50	<0.50	<2.0
92521095	13926A_HC_RD_20210209	02/09/2021	**24.2**	<0.50	<0.50	<2.0
92522435	13926A_HC_RD_20210216	02/16/2021	<5.0	<0.50	<0.50	<2.0
92523580	13926A_HC_RD_20210223	02/23/2021	<5.0	<0.50	<0.50	<2.0
92525137	13926A_HC_RD_20210302	03/02/2021	<5.0	<0.50	<0.50	<2.0

Table 6
Summary of Water Supply Well Sampling Results

Colonial Pipeline Company
2020-L1-SR2448
Huntersville, North Carolina

			Metals (µg/L)	VOCs (µg/L)		
Lab Report Number	Sample ID	Sample Date	Lead	Bromodichloromethane	Chloroform	Methylene Chloride
		NCAC 2L	**15**	**0.6**	**70**	**5**
		IMAC Standards	**--**	**--**	**--**	**--**
92526622	13926A_HC_RD_20210309	03/09/2021	**7.3**	<0.50	<0.50	<2.0
92527881	13926A_HC_RD_20210316	03/16/2021	<5.0	<0.50	<0.50	<2.0
92529132	13926A_HC_RD_20210323	03/23/2021	<5	<0.5	<0.5	<2
92530272	13926A_HC_RD_20210330	03/30/2021	<5	<0.5	<0.5	<2
92530286	DUP-1	03/30/2021	<5.0	<0.50	<0.50	<2.0
92531391	13926A_HC_RD_20210406	04/06/2021	<5.0	<0.50	<0.50	<2.0
92532713	13926A_HC_RD_20210413	04/13/2021	<5	<0.5	<0.5	<2
92534055	13926A_HC_RD_20210420	04/20/2021	<5	<0.5	<0.5	<2
92535410	13926A_HC_RD_20210427	04/27/2021	<5.0	<0.50	<0.50	<2.0
92536815	13926A_HC_RD_20210504	05/04/2021	<5.0	<0.5	<0.5	<2
92538170	13926A_HC_RD_20210511	05/11/2021	<5	<0.5	<0.5	<2
92539532	13926A_HC_RD_20210518	05/18/2021	<5.0	<0.50	<0.50	<2.0
92540609	13926A_HC_RD.20210525	05/25/2021	<5	<0.5	<0.5	<2
92541580	13926A_HC_RD_20210601	06/01/2021	<5.0	<0.50	<0.50	<2.0
92543082	13926A_HC_RD_20210608	06/08/2021	**4.9**	<0.50	<0.50	<2.0
92544294	13926A_HC_RD_20210615	06/15/2021	<5	<0.5	<0.5	<2
92545595	13926A_HC_RD_20210622	06/22/2021	**6.2**	<0.5	<0.5	<2
92546855	13926A_HC_RD_20210629	06/29/2021	<5.0	<0.50	<0.50	<2.0
92547792	13926A_HC_RD_20210706	07/06/2021	<5.0	<0.50	<0.50	<2.0
92491030	13926B_HC_Rd	08/16/2020	<5.0	<0.50	**8.9**	<2.0
92492030	13926B_HC_Rd	08/21/2020	NA	NA	**8.4**	NA
92493891	13926B_HC_RD	09/02/2020	<5.0	<0.50	**9.4**	<2.0
92495059	13926B_HC_RD	09/10/2020	<5.0	<0.50	**7.6**	<2.1
92495941	13926B_HC_RD_20200916	09/16/2020	<5.0	<0.50	**9.6**	<2.0
92495930	Field_Duplicate 09-16-2020	09/16/2020	<5.0	<0.50	**10.1**	<2.0
92497412	13926B_HC_RD 20200924	09/24/2020	<5.0	<0.50	**9.8**	<2.0
92498128	13926B_HC_RD_20200930	09/30/2020	<5.0	<0.50	**6.3**	<2.0
92499661	13926B_HC_RD_20201008	10/08/2020	<5.0	<0.50	**9.3**	<2.0
92500720	13926B_HC_RD_20201015	10/15/2020	<5.0	<0.50	**8.9**	<2.0
92501809	13926B_HC_RD_20201022	10/22/2020	<5.0	<0.50	**8.7**	<2.0
92502943	13926B_HC_RD_20201029	10/29/2020	<5.0	<0.50	**8.9**	<2.0
92504284	13926B_HC_RD_20201105	11/05/2020	<5.0	<0.50	**9.2**	<2.0
92506050	13926B_HC_RD	11/12/2020	<5.0	<0.50	<0.50	<2.0
92507398	13926B_HC_RD	11/19/2020	<5.0	<0.50	**7**	<2.0

Table 6
Summary of Water Supply Well Sampling Results

Colonial Pipeline Company
2020-L1-SR2448
Huntersville, North Carolina

			Metals (µg/L)	VOCs (µg/L)		
Lab Report Number	Sample ID	Sample Date	Lead	Bromodichloromethane	Chloroform	Methylene Chloride
		NCAC 2L	**15**	**0.6**	**70**	**5**
		IMAC Standards	**--**	**--**	**--**	**--**
92508014	13926B_HC_RD_20201124	11/24/2020	<5.0	<0.50	**8.7**	<2.0
92508823	13926B_HC_RD 20201201	12/01/2020	**6.6**	<0.50	**6.8**	<2.0
92510237	13926B_HC_RD_20201208	12/08/2020	<5.0	<0.50	**9.2**	<2.0
92512044	13926B_HC_RD_20201215	12/15/2020	<5.0	<0.50	**8.5**	<2.0
92513370	13926B_HC_RD_20201222	12/22/2020	<5.0	<0.50	**6.4**	<2.0
92513986	13926B_HC_RD_20201229	12/29/2020	<5.0	<0.50	**7.5**	<2.0
92514757	13926B_HC_RD_20210105	01/05/2021	<5.0	<0.50	**11.5**	<2.0
92514760	DUP-1	01/05/2021	<5.0	<0.50	**11.7**	<2.0
92516195	13926B_HC_RD_2021112	01/12/2021	<5.0	<0.50	**9.7**	<2.0
92517242	13926B_HC_RD_2021119	01/19/2021	<5.0	<0.50	**8.8**	<2.0
92517218	DUP-1	01/19/2021	<5.0	<0.50	**8.6**	<2.0
92518587	13926B_HC_RD_2021126	01/26/2021	<5.0	<0.50	**7.9**	<2.0
92519742	13926B_HC_RD_20210202	02/02/2021	<5.0	<0.50	**9**	<2.0
92521084	13926B_HC_RD_20210209	02/09/2021	<5.0	<0.50	**8.9**	<2.0
92522444	13926B_HC_RD_20210216	02/16/2021	<5.0	<0.50	**9**	<2.0
92523576	13926B_HC_RD_20210223	02/23/2021	<5.0	<0.50	**9.3**	<2.0
92523574	Dup-1	02/23/2021	<5.0	<0.50	**9.7**	<2.0
92525136	13926B_HC_RD_20210302	03/02/2021	<5.0	<0.50	**7.8**	<2.0
92525144	DUP-1	03/02/2021	<5.0	<0.50	**0.54**	<2.0
92526624	13926B_HC_RD_20210309	03/09/2021	<5.0	<0.50	**9.3**	<2.0
92527878	13926B_HC_RD_20210316	03/16/2021	<5.0	<0.50	**8.7**	<2.0
92529205	13926B_HC_RD_20210323	03/23/2021	<5	<0.5	**8.1**	<2
92530274	13926B_HC_RD_20210330	03/30/2021	<5	<0.5	**7.5**	<2
92531403	13926B_HC_RD_20210406	04/06/2021	<5.0	<0.50	**7.9**	<2.0
92532710	13926B_HC_RD_20210413	04/13/2021	<5	<0.5	**8.5**	<2
92534064	13926B_HC_RD_20210420	04/20/2021	<5	<0.5	**8.6**	<2
92535409	13926B_HC_RD_20210427	04/27/2021	<5.0	<0.50	**8.8**	<2.0
92536816	13926B_HC_RD_20210504	05/04/2021	<5.0	<0.5	**9.7**	<2
92536817	DUP-1	05/04/2021	<5.0	<0.5	**9.2**	<2
92538168	13926B_HC_RD_20210511	05/11/2021	<5	<0.5	**8.3**	<2
92539517	13926B_HC_RD_202010518	05/18/2021	NA	<0.50	**10**	<2.0
92540625	13926B_HC_RD_20210525	05/25/2021	<5	<0.5	**9.0**	<2
92541583	13926B_HC_RD_20210601	06/01/2021	<5.0	<0.50	**9.0**	<2.0
92543083	13926B_HC_RD_20210608	06/08/2021	<5.0	<0.50	**8.6**	<2.0
92543084	DUP-1	06/08/2021	<5	<0.5	**8.9**	<2
92544313	13926B_HC_RD_20210615	06/15/2021	<5	<0.5	**9.9**	<2
92545592	13926B_HC_RD_20210622	06/22/2021	<5	<0.5	**9.2**	<2

Table 6
Summary of Water Supply Well Sampling Results

Colonial Pipeline Company
2020-L1-SR2448
Huntersville, North Carolina

			Metals (µg/L)	VOCs (µg/L)		
Lab Report Number	**Sample ID**	**Sample Date**	**Lead**	**Bromodichloromethane**	**Chloroform**	**Methylene Chloride**
		NCAC 2L	**15**	**0.6**	**70**	**5**
		IMAC Standards	**--**	**--**	**--**	**--**
92546858	13926B_HC_RD_20210629	06/29/2021	<5.0	<0.50	**8.8**	<2.0
92547782	13926B_HC_RD_20210706	07/06/2021	<5.0	<0.50	**9.5**	<2.0
92492031	13937_AC_Rd	08/21/2020	<5.0	<0.50	<0.50	<2.0
92492463	13937_AC_Rd	08/25/2020	<5.0	<0.50	<0.50	<2.0
92494129	13937_AC_RD	09/03/2020	<5.0	<0.50	<0.50	<2.0
92494126	FD-090320	09/03/2020	<0.50	<0.50	<0.50	<2.0
92495051	13937_AC_RD	09/10/2020	<5.0	<0.50	<0.50	<2.0
92495928	13937_AC_RD_20200916	09/16/2020	<5.0	<0.50	<0.50	<2.0
92497405	13937_AC_RD 20200924	09/24/2020	<5.0	<0.50	<0.50	<2.0
92498536	13937_AC_RD	10/01/2020	<5.0	<0.50	<0.50	<2.0
92499667	13937_AC_RD_20201008	10/08/2020	<5.0	<0.50	<0.50	<2.0
92491152	13945_AC_Rd	08/17/2020	<5.0	<0.50	<0.50	<2.0
92492461	13945_AC_Rd	08/25/2020	<5.0	<0.50	<0.50	<2.0
92493888	13945_AC_RD	09/02/2020	<5.0	<0.50	<0.50	<2.0
92495063	13945_AC_RD	09/10/2020	<5.0	<0.50	<0.50	<2.0
92495935	13945_AC_RD_20200916	09/16/2020	<5.0	<0.50	<0.50	<2.0
92497410	13945_AC_RD 20200924	09/24/2020	<5.0	<0.50	<0.50	<2.0
92498532	13945_AC_RD	10/01/2020	<5.0	<0.50	<0.50	<2.0
92499669	13945_AC_RD_20201008	10/08/2020	<5.0	<0.50	<0.50	<2.0
92500726	13945_AC_RD_20201015	10/15/2020	<5.0	<0.50	<0.50	<2.0
92501817	DUP-1	10/22/2020	<5.0	<0.50	<0.50	<2.0
92501807	13945_AC_RD_20201022	10/22/2020	<5.0	<0.50	<0.50	<2.0
92502946	13945_AC_RD_20201029	10/29/2020	<5.0	<0.50	<0.50	<2.0
92504280	13945_AC_RD_20201105	11/05/2020	<5.0	<0.50	<0.50	<2.0
92506044	13945_AC_RD	11/12/2020	<5.0	<0.50	<0.50	<2.0
92507397	13945_AC_RD	11/19/2020	<5.0	<0.50	<0.50	<2.0
92508007	13945_AC_RD_20201124	11/24/2020	<5.0	<0.50	<0.50	<2.0
92508713	13945_AC_Rd_20201201	12/01/2020	<5.0	<0.50	<0.50	<2.0
92508822	DUP-1	12/01/2020	<0.50	<0.50	<0.50	<0.50
92510208	13945_AC_RD_20201208	12/08/2020	<5.0	<0.50	<0.50	<2.0
92525142	14000_LAWTHER_RD_20210302	03/02/2021	<5.0	<0.50	**1.2**	<2.0
92491555	14015 ASBURY CHAPEL RD	08/18/2020	<5.0	<0.50	<0.50	<2.0
92492468	14015_AC_Rd	08/25/2020	<5.0	<0.50	**1.5**	<2.0
92493886	14015_AC_RD	09/02/2020	<5.0	<0.50	**4.4**	<2.0
92495058	14015_AC_RD	09/10/2020	<5.0	<0.50	<0.50	<2.0
92495932	14015_AC_RD_20200916	09/16/2020	<5.0	<0.50	<0.50	<2.0
92497403	14015_AC_RD 20200924	09/24/2020	<5.0	<0.50	<0.50	<2.0

Table 6
Summary of Water Supply Well Sampling Results

Colonial Pipeline Company
2020-L1-SR2448
Huntersville, North Carolina

			Metals (µg/L)	VOCs (µg/L)		
Lab Report Number	Sample ID	Sample Date	Lead	Bromodichloromethane	Chloroform	Methylene Chloride
		NCAC 2L	**15**	**0.6**	**70**	**5**
		IMAC Standards	**--**	**--**	**--**	**--**
92498133	14015_AC_RD_20200930	09/30/2020	<5.0	<0.50	<0.50	<2.0
92499671	14015_AC_RD_20201008	10/08/2020	<5.0	<0.50	<0.50	<2.0
92499673	DUP-1	10/08/2020	<5.0	<0.50	<0.50	NA
92500727	14015_AC_RD_20201015	10/15/2020	<5.0	<0.50	<0.50	<2.0
92501814	14015_AC_RD_20201022	10/22/2020	<5.0	<0.50	<0.50	<2.0
92502948	14015_AC_RD_20201029	10/29/2020	<5.0	<0.50	<0.50	<2.0
92504297	14015_AC_RD_20201105	11/05/2020	<5.0	<0.50	<0.50	<2.0
92504300	DUP-1	11/05/2020	<5.0	<0.50	<0.50	<2.0
92506055	14015_AC_RD	11/12/2020	<5.0	<0.50	<0.50	<2.0
92506038	FD-111220	11/12/2020	<5.0	<0.50	<0.50	<2.0
92491361	14024_Sims_Rd	08/17/2020	<5.0	<0.50	<0.50	<2.0
92492464	14024_Sims_Rd	08/25/2020	<5.0	<0.50	<0.50	<2.0
92494133	14024_SIMS_RD	09/03/2020	<5.0	<0.50	<0.50	<2.0
92525135	14024_SIMS_RD_20210302	03/02/2021	<5.0	<0.50	<0.50	<2.0
92493111	14037_Lawther_Rd	08/30/2020	**37.3**	<0.50	<0.50	<2.0
92495188	14037_LAWTHER_RD	09/11/2020	**23.1**	<0.50	<0.50	<2.0
92491027	14108_HC_Rd	08/15/2020	<5.0	<0.50	<0.50	<2.0
92492688	14108_HC_Rd	08/25/2020	<5.0	<0.50	<0.50	<2.0

Table 6
Summary of Water Supply Well Sampling Results

Colonial Pipeline Company
2020-L1-SR2448
Huntersville, North Carolina

			Metals (µg/L)	VOCs (µg/L)		
Lab Report Number	Sample ID	Sample Date	Lead	Bromodichloromethane	Chloroform	Methylene Chloride
		NCAC 2L	**15**	**0.6**	**70**	**5**
		IMAC Standards	**--**	**--**	**--**	**--**
92491029	14226_HC_ Rd	08/16/2020	<5.0	<0.50	<0.50	<2.0
92492685	14226_HC_Rd	08/25/2020	<5.0	<0.50	<0.50	<2.0
92493881	14226_HC_RD	09/02/2020	<5.0	<0.50	<0.50	<2.0
92493905	FD_09_02_20	09/02/2020	<5.0	<0.50	<0.50	<2.0
92495187	14226_HC_RD	09/11/2020	<5.0	<0.50	<0.50	<2.0
92495193	FD-091120	09/11/2020	<5.0	<0.50	<0.50	<2.0
92495934	14226_HC_RD_20200916	09/16/2020	<5.0	<0.50	<0.50	<2.0
92497413	14226_HC_RD_20200924	09/24/2020	<5.0	<0.50	<0.50	<2.0
92497418	DUP-1	09/24/2020	<5.0	<0.50	<0.50	<2.0
92498535	14226_HC_RD	10/01/2020	**6.1**	<0.50	<0.50	<2.0
92499662	14226_HC_RD_20201008	10/08/2020	<5.0	<0.50	<0.50	<2.0
92500723	14226_HC_RD_20201015	10/15/2020	<5.0	<0.50	<0.50	<2.0
92501813	14226_HC_RD_20201022	10/22/2020	<5.0	<0.50	<0.50	<2.0
92502953	14226_HC_RD_20201029	10/29/2020	<5.0	<0.50	<0.50	<2.0
92504286	14226_HC_RD_20201105	11/05/2020	<5.0	<0.50	<0.50	<2.0
92506051	14226_HC_RD	11/12/2020	<5.0	<0.50	<0.50	<2.0
92507396	14226_HC_RD	11/19/2020	<5.0	<0.50	<0.50	<2.0
92508028	14226_HC_RD_20201124	11/24/2020	<5.0	<0.50	<0.50	<2.0
92508021	DUP-1	11/24/2020	<5.0	<0.50	<0.50	<2.0
92508835	14226_HC_RD_20201201	12/01/2020	<5.0	<0.50	<0.50	<2.0
92510240	14226_HC_RD_20201208	12/08/2020	<5.0	<0.50	<0.50	<2.0
92510245	DUP-1	12/08/2020	<5.0	<0.50	<0.50	<2.0
92511927	14226_HC_RD_20201215	12/15/2020	<5.0	<0.50	<0.50	<2.0
92513359	14226_HC_RD_20201222	12/22/2020	<5.0	<0.50	<0.50	<2.0
92513988	14226_HC_RD_20201229	12/29/2020	<5.0	<0.50	<0.50	<2.0
92513991	DUP-1	12/29/2020	<5.0	<0.50	<0.50	<2.0
92514751	14226_HC_RD_20210105	01/05/2021	<5.0	<0.50	<0.50	<2.0
92516188	14226_HC_RD_2021112	01/12/2021	<5.0	<0.50	<0.50	<2.0
92517237	14226_HC_RD_2021119	01/19/2021	NA	<0.50	<0.50	<2.0
92518581	14226_HC_RD_2021126	01/26/2021	<5.0	<0.50	<0.50	<2.0
92519752	14226_HC_RD_20210202	02/02/2021	<5.0	<0.50	<0.50	<2.0
92519734	Dup-1	02/02/2021	<5.0	<0.50	<0.50	<2.0
92521102	14226_HC_RD_20210209	02/09/2021	<5.0	<0.50	<0.50	<2.0
92521104	DUP-1	02/09/2021	<5.0	<0.50	<0.50	<2.0

Table 6
Summary of Water Supply Well Sampling Results

Colonial Pipeline Company
2020-L1-SR2448
Huntersville, North Carolina

			Metals (µg/L)	VOCs (µg/L)		
Lab Report Number	**Sample ID**	**Sample Date**	**Lead**	**Bromodichloromethane**	**Chloroform**	**Methylene Chloride**
		NCAC 2L	**15**	**0.6**	**70**	**5**
		IMAC Standards	**--**	**--**	**--**	**--**
92522445	14226_HC_RD_20210216	02/16/2021	<5.0	<0.50	<0.50	<2.0
92523584	14226_HC_RD_20210223	02/23/2021	<5.0	<0.50	<0.50	<2.0
92525132	14226_HC_RD_20210302	03/02/2021	<5.0	<0.50	<0.50	<2.0
92526623	14226_HC_RD_20210309	03/09/2021	<5.0	<0.50	<0.50	<2.0
92527853	14226_HC_RD_20210316	03/16/2021	<5.0	<0.50	<0.50	<2.0
92529174	14226_HC_RD_20210323	03/23/2021	<5	<0.5	<0.5	<2
92530278	14226_HC_RD_20210330	03/30/2021	<5	<0.5	<0.5	<2
92527887	DUP-1	03/16/2021	<5.0	<0.50	<0.50	<2.0
92531398	14226_HC_RD_20210406	04/06/2021	<5.0	<0.50	<0.50	<2.0
92532715	14226_HC_RD_20210413	04/13/2021	<5	<0.5	<0.5	<2
92534061	14226_HC_RD_20210420	04/20/2021	<5	<0.5	<0.5	<2
92535397	14226_HC_RD_20210427	04/27/2021	<5.0	<0.50	<0.50	<2.0
92536809	14226_HC_RD_20210504	05/04/2021	<5	<0.5	<0.5	<2.0
92538174	14226_HC_RD_20210511	05/11/2021	<5	<0.5	<0.5	<2
92538175	DUP-1	05/11/2021	<5	<0.5	<0.5	<2
92539530	14226_HC_RD_20210518	05/18/2021	NA	<0.50	<0.50	<2.0
92539530	14226_HC_RD_20210525	05/25/2021	<5	<0.5	<0.5	<2
92541587	14226_HC_RD_20210601	06/01/2021	<5.0	<0.50	<0.50	<2.0
92543077	14226_HC_RD_20210608	06/08/2021	<5.0	<0.50	**0.57**	<2.0
92544299	14226_HC_RD_20210615	06/15/2021	<5	<0.5	<0.5	<2
92545602	14226_HC_RD_20210622	06/22/2021	<5	<0.5	**0.35J**	<2
92546853	14226_HC_RD_20210629	06/29/2021	<5.0	<0.50	<0.50	<2.0
92547803	14226_HC_RD_20210706	07/06/2021	<5.0	<0.50	<0.50	<2.0
92547763	DUP-1	07/06/2021	<5.0	<0.50	<0.50	<2.0
92495192	14401_HC_RD	09/11/2020	<5.0	<0.50	<0.50	<2.0
92495926	14401_HC_RD_20200916	09/16/2020	<5.0	<0.50	<0.50	<2.0
92497414	14401_HC_RD 20200924	09/24/2020	<5.0	<0.50	<0.50	<2.0
92498534	14401_HC_RD	10/01/2020	<5.0	<0.50	<0.50	<2.0
92499663	14401_HC_RD_20201008	10/08/2020	<5.0	<0.50	<0.50	<2.0

Table 6
Summary of Water Supply Well Sampling Results

Colonial Pipeline Company
2020-L1-SR2448
Huntersville, North Carolina

			Metals (µg/L)	VOCs (µg/L)		
Lab Report Number	Sample ID	Sample Date	Lead	Bromodichloromethane	Chloroform	Methylene Chloride
		NCAC 2L	**15**	**0.6**	**70**	**5**
		IMAC Standards	**--**	**--**	**--**	**--**
92500730	14401_HC_RD_20201015	10/15/2020	<5.0	<0.50	<0.50	<2.0
92501803	14401_HC_RD_20201022	10/22/2020	<5.0	<0.50	<0.50	<2.0
92502940	14401_HC_RD_20201029	10/29/2020	<5.0	<0.50	<0.50	<2.0
92504290	14401_HC_RD_20201105	11/05/2020	<5.0	<0.50	<0.50	<2.0
92506047	14401_HC_RD	11/12/2020	<5.0	<0.50	<0.50	<2.0
92507394	14401_HC_RD	11/19/2020	<5.0	<0.50	<0.50	<2.0
92508004	14401_HC_RD_20201124	11/24/2020	<5.0	<0.50	<0.50	<2.0
92508717	14401_HC_RD_20201201	12/01/2020	**5.8**	<0.50	<0.50	<2.0
92510211	14401_HC_RD_20201208	12/08/2020	<5.0	<0.50	<0.50	<2.0
92512045	14401_HC_RD_20201215	12/15/2020	<5.0	<0.50	<0.50	<2.0
92513372	14401_HC_RD_20201222	12/22/2020	<5.0	<0.50	<0.50	<2.0
92513342	Dup-1	12/22/2020	<5.0	<0.50	<0.50	<2.0
92513981	14401_HC_RD_20201229	12/29/2020	<5.0	<0.50	<0.50	<2.0
92514759	14401_HC_RD_20210105	01/05/2021	<5.0	<0.50	<0.50	<2.0
92516197	14401_HC_RD_2021112	01/12/2021	<5.0	<0.50	<0.50	<2.0
92517232	14401_HC_RD_2021119	01/19/2021	<5.0	<0.50	<0.50	<2.0
92518569	14401_HC_RD_20211126	01/26/2021	<5.0	<0.50	<0.50	<2.0
92518564	DUP-1	01/26/2021	<5.0	<0.50	<0.50	<2.0
92519739	14401_HC_RD_20210202	02/02/2021	<5.0	<0.50	<0.50	<2.0
92521093	14401_HC_RD_20210209	02/09/2021	<5.0	<0.50	<0.50	<2.0
92522431	14401_HC_RD_20210216	02/16/2021	<5.0	<0.50	<0.50	<2.0
92523581	14401_HC_RD_20210223	02/23/2021	<5.0	<0.50	<0.50	<2.0
92525134	14401_HC_RD_20210302	03/02/2021	**10.4**	<0.50	<0.50	<2.0
92526626	14401_HC_RD_20210309	03/09/2021	<5.0	<0.50	<0.50	<2.0
92526621	DUP-1	03/09/2021	<5.0	<0.50	<0.50	<2.0
92527871	14401_HC_RD_20210316	03/16/2021	<5.0	<0.50	<0.50	<2.0
92527871	14401_HC_RD_20210316	03/16/2021	<5	<0.5	<0.5	<2
92529145	14401_HC_RD_20210323	03/23/2021	**5.5**	<0.5	<0.5	<2
92530273	14401_HC_RD_20210330	03/30/2021	<5	<0.5	<0.5	<2
92531400	14401_HC_RD_20210406	04/06/2021	<5.0	<0.50	<0.50	<2.0

Table 6
Summary of Water Supply Well Sampling Results

Colonial Pipeline Company
2020-L1-SR2448
Huntersville, North Carolina

			Metals (µg/L)	VOCs (µg/L)		
Lab Report Number	**Sample ID**	**Sample Date**	**Lead**	**Bromodichloromethane**	**Chloroform**	**Methylene Chloride**
		NCAC 2L	**15**	**0.6**	**70**	**5**
		IMAC Standards	**--**	**--**	**--**	**--**
92532719	14401_HC_RD_20210413	04/13/2021	**20.4**	<0.5	<0.5	<2
92534072	14401_HC_RD_20210420	04/20/2021	<5	<0.5	<0.5	<2
92535399	14401_HC_RD_20210427	04/27/2021	<5.0	<0.50	<0.50	<2.0
92536814	14401_HC_RD_20210504	05/04/2021	**5.1**	<0.5	<0.5	<2
92538161	14401_HC_RD_20210511	05/11/2021	<5	<0.5	<0.5	<2
92539519	14401_HC_RD_20210518	05/18/2021	<5.0	<0.50	<0.50	<2.0
92540621	14401_HC_RD_20210525	05/25/2021	<5	<0.5	<0.5	<2
92541589	14401_HC_RD_20210601	06/01/2021	<5.0	<0.50	<0.50	<2.0
92543081	14401_HC_RD_20210608	06/08/2021	<5.0	<0.50	<0.50	<2.0
92544312	14401_HC_RD_20210615	06/15/2021	<5	<0.5	<0.5	<2
92545598	14401_HC_RD_20210622	06/22/2021	<5	<0.5	<0.5	<2
92546850	14401_HC_RD_20210629	06/29/2021	<5.0	<0.50	<0.50	<2.0
92546846	Dup-1	06/29/2021	<5.0	<0.50	<0.50	<2.0
92547811	14401_HC_RD_20210706	07/06/2021	<5.0	<0.50	<0.50	<2.0
92492048	15104_PL_Dr	08/22/2020	NA	NA	NA	NA
92492044	15110_PL_ Dr	08/22/2020	NA	NA	NA	NA
92492047	15120_PL_Dr	08/22/2020	NA	NA	NA	NA
92492046	15128_PL_ Dr	08/22/2020	NA	NA	NA	NA
92492045	15136_PL_ Dr	08/22/2020	NA	NA	NA	NA
92491031	16366_HC_Rd	08/16/2020	<5.0	<0.50	<0.50	<2.0
92492689	HOA_Lawn	08/26/2020	<5.0	<0.50	<0.50	<2.0
92492686	FD1_08262020	08/26/2020	<5.0	<0.50	<0.50	<2.0
92493898	HOA_LAWN	09/02/2020	<5.0	<0.50	<0.50	<2.0
92495066	HOA_LAWN	09/10/2020	<5.0	<0.50	<0.50	<2.0

Table 6
Summary of Water Supply Well Sampling Results

Colonial Pipeline Company
2020-L1-SR2448
Huntersville, North Carolina

			Metals (µg/L)	VOCs (µg/L)		
Lab Report Number	Sample ID	Sample Date	Lead	Bromodichloromethane	Chloroform	Methylene Chloride
		NCAC 2L	**15**	**0.6**	**70**	**5**
		IMAC Standards	**--**	**--**	**--**	**--**
QC Data						
92497418	FB-1	09/24/2020	<5.0	<0.50	<0.50	<2.0
92492469	Field Blank	08/25/2020	<5.0	<0.50	<0.50	**2.1**
92492905	Field Blank	08/27/2020	<5.0	<0.50	<0.50	<2.0
92492033	Field_Blank	08/21/2020	<5.0	NA	NA	NA
92492686	Field_Blank	08/26/2020	<5.0	<0.50	<0.50	<2.0
92493905	Field_Blank	09/02/2020	<5.0	<0.50	<0.50	<2.0
92494126	Field_Blank	09/03/2020	<0.50	<0.50	<0.50	<2.0
92495069	FIELD_BLANK	09/10/2020	<5.0	<0.50	<0.50	**3.3**
92495193	FIELD_BLANK	09/11/2020	<5.0	<0.50	<0.50	**3.1**
92495930	Field_Blank 09-16-2020	09/16/2020	<5.0	<0.50	<0.50	**2.9**
92491368	FIELD_BLANK_1	08/17/2020	<5.0	<0.50	<0.50	<2.0
92499673	FB-1	10/08/2020	<5.0	<0.50	<0.50	<2.0
92500731	FB-1	10/15/2020	<5.0	<0.50	<0.50	<2.0
92501817	FB-1	10/22/2020	<5.0	<0.50	<0.50	<2.0
92502957	FB-1	10/29/2020	<5.0	<0.50	<0.50	<2.0
92504300	FB-1	11/05/2020	<5.0	<0.50	<0.50	<2.0
92506038	Field Blank	11/12/2020	<5.0	<0.50	<0.50	<2.0
92507391	Field Blank	11/19/2020	<5.0	<0.50	<0.50	<2.0
92508021	FB-1	11/24/2020	<5.0	<0.50	<0.50	<2.0
92508822	FB-1	12/01/2020	<0.50	<0.50	<0.50	<0.50
92510245	FB-1	12/08/2020	<5.0	<0.50	<0.50	<2.0
92512046	FB-1	12/15/2020	<5.0	<0.50	<0.50	<2.0
92513342	FB-1	12/22/2020	<5.0	<0.50	<0.50	<2.0
92513991	FB-1	12/29/2020	<5.0	<0.50	<0.50	<2.0
92514760	FB-1	01/05/2021	<5.0	<0.50	<0.50	<2.0
92516192	FB-1	01/12/2021	<5.0	<0.50	<0.50	<2.0
92517218	FB-1	01/19/2021	<5.0	<0.50	<0.50	<2.0
92518564	FB-1	01/26/2021	<5.0	<0.50	<0.50	<2.0
92519734	FB-1	02/02/2021	<5.0	<0.50	<0.50	<2.0
92521104	FB-1	02/09/2021	<5.0	<0.50	<0.50	<2.0
92522438	FB-1	02/16/2021	<5.0	<0.50	<0.50	<2.0
92523574	FB-1	02/23/2021	<5.0	<0.50	<0.50	<2.0
92525144	FB-1	03/02/2021	<5.0	<0.50	<0.50	<2.0
92526621	FB-1	03/09/2021	<5.0	<0.50	<0.50	<2.0
92527887	FB-1	03/16/2021	<5.0	<0.50	<0.50	<2.0
92530286	FB-1	03/30/2021	<5.0	<0.50	<0.50	<2.0

Table 6
Summary of Water Supply Well Sampling Results

Colonial Pipeline Company
2020-L1-SR2448
Huntersville, North Carolina

			Metals (µg/L)	VOCs (µg/L)		
Lab Report Number	Sample ID	Sample Date	Lead	Bromodichloromethane	Chloroform	Methylene Chloride
		NCAC 2L	15	0.6	70	5
		IMAC Standards	--	--	--	--
92531397	FB-1	04/06/2021	<5.0	<0.50	<0.50	<2.0
92535408	FB-1	04/27/2021	<5.0	<0.50	<0.50	<2.0
92536817	FB-1	05/04/2021	<5.0	<0.5	<0.50	<2
92538175	FB-1	05/11/2021	<5	<0.5	<0.5	<2
92539533	FB-1	05/18/2021	<5.0	<0.50	<0.50	<2.0
92540633	FB-1	05/25/2021	<5	<0.5	<0.5	<2
92541599	FB-1	06/01/2021	<5.0	<0.50	<0.50	<2.0
92543084	FB-1	06/08/2021	<5.0	<0.50	<0.50	<2.0
92545591	FB-1	06/22/2021	<5	<0.5	<0.5	<2
92546846	FB-1	06/29/2021	<5.0	<0.50	<0.50	<2.0
92547763	FB-1	07/06/2021	<5.0	<0.50	<0.50	<2.0
92492469	Trip Blank	08/25/2020	NA	<0.50	<0.50	<2.0
92492905	Trip Blank	08/27/2020	NA	<0.50	<0.50	<2.0
92491368	TRIP_BLANK	08/17/2020	NA	<0.50	<0.50	<2.0
92491387	TRIP_BLANK	08/18/2020	NA	<0.50	<0.50	<2.0
92491555	TRIP_BLANK	08/18/2020	NA	<0.50	<0.50	<2.0
92492033	Trip_Blank	08/21/2020	NA	NA	<0.50	NA
92493111	Trip_Blank	08/30/2020	NA	<0.50	<0.50	<2.0
92493905	Trip_Blank	09/02/2020	NA	<0.50	<0.50	<2.0
92494126	Trip_Blank	09/03/2020	NA	<0.50	<0.50	<2.0
92495069	TRIP_BLANK	09/10/2020	NA	<0.50	<0.50	<2.0
92495193	TRIP_BLANK	09/11/2020	NA	<0.50	<0.50	<2.0
92495930	Trip_Blank	09/16/2020	NA	<0.50	<0.50	<2.0
92497418	Trip_Blank	09/24/2020	NA	<0.50	<0.50	<2.0
92499673	TRIP BLANK	10/08/2020	NA	<0.50	<0.50	<2.0
92500731	TRIP BLANK	10/15/2020	NA	<0.50	<0.50	<2.0
92501817	TRIP BLANK	10/22/2020	NA	<0.50	<0.50	<2.0
92502957	TRIP BLANK	10/29/2020	NA	<0.50	<0.50	<2.0
92504300	TRIP BLANK	11/05/2020	NA	<0.50	<0.50	<2.0
92506038	Trip Blank	11/12/2020	NA	<0.50	<0.50	<2.0
92507391	Trip Blank	11/19/2020	NA	<0.50	<0.50	<2.0
92508021	Trip Blank	11/24/2020	<5.0	<0.50	<0.50	<2.0
92508822	Trip Blank	12/01/2020	NA	<0.50	<0.50	<0.50
92510245	Trip Blank	12/08/2020	NA	<0.50	<0.50	<2.0
92512046	Trip Blank	12/15/2020	NA	<0.50	<0.50	<2.0
92513342	Trip Blank	12/22/2020	NA	<0.50	<0.50	<2.0
92513991	Trip Blank	12/29/2020	NA	<0.50	<0.50	<2.0

Table 6
Summary of Water Supply Well Sampling Results

Colonial Pipeline Company
2020-L1-SR2448
Huntersville, North Carolina

			Metals (µg/L)	VOCs (µg/L)		
Lab Report Number	Sample ID	Sample Date	Lead	Bromodichloromethane	Chloroform	Methylene Chloride
		NCAC 2L	**15**	**0.6**	**70**	**5**
		IMAC Standards	**--**	**--**	**--**	**--**
92514760	TRIP BLANK	01/05/2021	NA	<0.50	<0.50	<2.0
92516192	Trip Blank	01/12/2021	NA	<0.50	<0.50	<2.0
92517218	TRIP BLANK	01/19/2021	NA	<0.50	<0.50	<2.0
92518564	Trip Blank	01/26/2021	NA	<0.50	<0.50	<2.0
92519734	Trip Blank	02/02/2021	NA	<0.50	<0.50	<2.0
92521104	Trip Blank	02/09/2021	NA	<0.50	<0.50	<2.0
92522438	Trip Blank	02/16/2021	NA	<0.50	<0.50	<2.0
92523574	Trip Blank	02/23/2021	NA	<0.50	<0.50	<2.0
92525144	Trip Blank	03/02/2021	NA	<0.50	<0.50	<2.0
92526621	Trip Blank	03/09/2021	NA	<0.50	<0.50	<2.0
92527887	TRIP BLANK	03/16/2021	NA	<0.50	<0.50	<2.0
92530286	Trip Blank	03/30/2021	NA	<0.50	<0.50	<2.0
92531397	TRIP BLANK	04/06/2021	NA	<0.50	<0.50	<2.0
92535408	TRIP BLANK	04/27/2021	NA	<0.50	<0.50	<2.0
92536817	Trip Blank	05/04/2021	N/A	<0.5	<0.5	<2
92538175	TRIP BLANK	05/11/2021	N/A	<0.5	<0.5	<2
92539533	TRIP BLANK	05/18/2021	NA	<0.50	<0.50	<2.0
92540633	TRIP BLANK	05/25/2021	N/A	<0.5	<0.5	<2
92541599	Trip Blank	06/01/2021	NA	<0.50	<0.50	<2.0
92543084	Trip Blank	06/08/2021	NA	<0.50	<0.50	<2.0
92545591	TRIP BLANK	06/22/2021	NA	<0.5	<0.5	<2
92546846	Trip Blank	06/29/2021	NA	<0.50	<0.50	<2.0
92547763	TRIP BLANK	07/06/2021	NA	<0.50	<0.50	<2.0

Notes:
NA - Not Analyzed
ID - Identification
All units reported in micrograms per liter (µg/L)
Only detected constituents are shown
MADEP - Massachusetts Department of Environmental Protection; as required by North Carolina Department of Environmental Quality
Lead - Analyzed by Method 6010D
VOCs - Volatile Organic Compounds, analyzed by Method SM 6200B
Samples beginning with "FD", "Field_Duplicate" and "DUP" are field duplicates and co-samples of the preceeding row
Shading indicates a detection greater than the NCAC 2L Groundwater Standard
Bold text indicates a detection greater than the laboratory reporting limit

Table 7
Summary of System One Operating Data

Colonial Pipeline Company
2020-L1-SR2448
Huntersville, North Carolina

Date	Time	Initials	Inlet Temperature (Deg. F)	Outlet Temperature (Deg. F)	Flame Ox VFD Speed (%)	Blower VFD Speed (Hz)	Vacuum (inches of water)
6/15/2021	6:55	JPS	1653	1574	NM	45.7	25
6/15/2021	15:20	JPS	1397	1333	NM	45.7	25
6/15/2021	17:29	JPS	1738	1648	NM	45.7	35
6/16/2021	6:52	JPS	1751	1657	NM	45.7	35
6/16/2021	15:55	JPS	1752	1655	NM	45.7	35
6/17/2021	6:45	JPS	1751	1654	NM	45.7	35
6/17/2021	13:41	JPS	1753	1656	NM	47.7	35
6/17/2021	17:10	JPS	1770	1668	NM	47.7	35
6/18/2021	9:02	JPS	1750	1617	NM	47.7	35
6/18/2021	11:25	MT	1754	1656	NM	45.7	35
6/18/2021	15:25	MT	1751	1659	NM	45.7	35
6/19/2021	7:25	MT	1760	1657	NM	45.7	35
6/19/2021	12:39	MT	1742	1652	NM	45.7	35
6/19/2021	15:35	MT	1745	1651	NM	45.7	35
6/20/2021	9:25	KZ	1752	1655	NM	45.7	35
6/20/2021	15:48	KZ	1766	1664	NM	45.7	35
6/21/2021	8:40	BC	1751	1652	NM	NM	35
6/21/2021	16:42	BC	1739	1651	NM	45.7	35
6/22/2021	7:30	BC	1756	1654	NM	45.7	35
6/22/2021	17:35	BC	1749	1650	NM	45.7	35
6/23/2021	7:36	BC	1685	1652	NM	45.7	35
6/23/2021	16:27	BC	1756	1656	NM	45.7	35
6/24/2021	8:34	BC	1756	1652	NM	45.7	35
6/24/2021	14:22	BC	1756	1657	NM	45.7	35
6/24/2021	16:45	BC	1757	1652	NM	45.7	35
6/25/2021	9:30	BC	1733	1643	NM	45.7	35
6/25/2021	12:54	BC	1754	1653	NM	45.7	35
6/25/2021	15:50	BC	1755	1653	NM	45.7	35
6/25/2021	16:54	BC	1760	1656	NM	45.7	35
6/26/2021	8:01	BC	1757	1656	NM	45.7	35
6/26/2021	13:12	BC	1751	1651	NM	45.7	35
6/26/2021	16:27	BC	1759	1654	NM	45.7	35
6/27/2021	10:47	BC	1752	1653	NM	45.7	34

Table 7
Summary of System One Operating Data

Colonial Pipeline Company
2020-L1-SR2448
Huntersville, North Carolina

Date	Time	Initials	Inlet Temperature (Deg. F)	Outlet Temperature (Deg. F)	Flame Ox VFD Speed (%)	Blower VFD Speed (Hz)	Vacuum (inches of water)
6/27/2021	16:00	BC	1737	1644	NM	45.7	34
6/28/2021	9:21	BC	1754	1650	NM	45.7	35
6/28/2021	16:00	BC	1412	1356	NM	45.7	35
6/28/2021	17:35	BC	1409	1380	NM	45.7	35
6/29/2021	11:16	BC	1441	1399	NM	45.7	35
6/29/2021	16:15	BC	1388	1285	NM	45.7	35
6/30/2021	8:52	BC	1523	1475	NM	45.7	35
7/3/2021	15:05	MT	1563	1510	NM	45.7	30
7/4/2021	8:50	KZ	1707	1615	NM	45.7	34
7/4/2021	15:40	KZ	1654	1566	NM	45.7	34
7/5/2021	8:25	KZ	1622	1543	NM	45.7	33
7/6/2021	11:05	JDS	1586	1524	40	82.2	34
7/6/2021	13:01	JDS	1646	1565	40	81.4	34
7/6/2021	16:00	JDS	1757	1651	70.1	81.0	34
7/7/2021	6:17	JPS	1748	16565	60.1	81.0	30
7/7/2021	8:43	JDS	1749	1653	57.1	82.6	30
7/7/2021	13:39	JDS	1757	1652	70.7	81.1	30
7/8/2021	6:53	BC	1760	1656	59.8	82.2	30
7/8/2021	8:05	JDS	1753	1654	61.8	82.3	30
7/8/2021	11:52	JDS	1746	1650	56.6	82.3	30
7/8/2021	16:13	JDS	1749	1649	57	81.1	30
7/9/2021	8:10	BC	1755	1650	61.4	82.6	30
7/9/2021	11:58	JDS	1761	1654	71.5	81.2	30
7/9/2021	15:47	JDS	1752	1650	63.9	82.4	31
7/10/2021	System offline 0700-1130 for O&M						
7/10/2021	12:48	BC	1771	1670	59.4	80.8	30
7/10/2021	14:56	BC	1746	1654	55.8	80.9	30
7/10/2021	16:01	JDS	1742	1645	51.2	80.2	30
7/11/2021	6:48	BC	1749	1654	54.1	82.2	30
7/11/2021	15:30	MT	1757	1650	62.5	79.9	30
7/12/2021	8:48	JDS	1744	1650	52.7	82.5	30
7/12/2021	12:31	MT	1744	1652	59.6	81.4	30
7/12/2021	15:15	MT	1758	1662	53.2	81	30

Table 7
Summary of System One Operating Data

Colonial Pipeline Company
2020-L1-SR2448
Huntersville, North Carolina

Date	Time	Initials	Inlet Temperature (Deg. F)	Outlet Temperature (Deg. F)	Flame Ox VFD Speed (%)	Blower VFD Speed (Hz)	Vacuum (inches of water)
7/12/2021	16:39	JDS	1744	1644	56.4	80.8	30
7/13/2021	9:12	BC	1750	1655	61.2	81	30
7/13/2021	15:57	JDS	1401	1336	40	76.8	0
7/13/2021	16:02	BC	1403	1342	40	76.8	0
7/14/2021	9:14	BC	1404	1338	40	78.7	0
7/14/2021	13:36	BC	1400	1339	40	78.7	0
7/14/2021	17:13	BC	1407	1341	40	78.7	0
7/15/2021	10:55	BC	1693	1613	40	80.8	18
7/15/2021	16:35	BC	1713	1620	70.4	79.5	18
7/16/2021	7:52	BC	1624	1554	40	81.8	25
7/16/2021	10:48	BC	1754	1664	60.1	83.3	40
7/16/2021	16:50	BC	1749	1652	75.8	82.8	25
7/17/2021	10:58	KZ	1756	1660	56.3	81.6	25
7/17/2021	15:20	KZ	1754	1652	67.9	80.3	25
7/18/2021	9:35	KZ	1741	1649	47.9	82.3	25
7/18/2021	13:35	KZ	1748	1653	53.2	81.8	25
7/18/2021	16:45	KZ	1747	1652	60.3	80.9	25
7/19/2021	7:31	BC	1748	1656	55.4	81.0	25
7/19/2021	11:16	BC	1768	1677	84.4	81.1	25
7/20/2021	8:15	JDS	1761	1657	64.2	83.2	25
7/20/2021	12:31	JDS	1739	1651	83.3	83.0	30

Notes:
Deg. F - Degrees farenheight
Flame Ox - Flame oxidation unit
O&M - Operation and Maintenance
VFD - Variable frequency drive
% - Percent
Hz - Hertz

Table 8
Summary of System Two Operating Data

Colonial Pipeline Company
2020-L1-SR2448
Huntersville, North Carolina

Date	Time	Initials	Inlet Temperature (Deg. F)	Outlet Temperature (Deg. F)	Flame Ox VFD Speed (%)	Blower VFD Speed (%)	Vacuum (inches of mercury)
6/15/2021	6:50	JPS	1524	1383	NM	48.3	6
6/15/2021	System offline 14:25 - 15:50 for O&M						
6/15/2021	16:20	JPS	1406	1310	NM	NM	5.5
6/15/2021	16:28	JPS	1410	1317	NM	57.9	6.5
6/16/2021	6:45	JPS	1395	1304	NM	58.8	6.5
6/16/2021	13:20	JPS	1395	1312	NM	58.8	6.5
6/17/2021	7:55	JPS	1400	1303	NM	59	7
6/17/2021	13:55	JPS	1397	1300	NM	59	7
6/17/2021	17:21	JPS	1393	1303	NM	59	7
6/18/2021	8:52	JPS	1400	1307	NM	71	8.5
6/18/2021	11:00	MT	1395	1308	NM	68.8	8.5
6/18/2021	15:15	MT	1393	1301	NM	69.8	8.5
6/19/2021	7:05	MT	1401	1306	NM	70.5	8.8
6/19/2021	13:00	MT	1393	1302	NM	69.9	8.8
6/19/2021	15:30	MT	1398	1309	NM	69.1	8.5
6/20/2021	10:10	KZ	1393	1300	NM	70.7	9
6/20/2021	16:48	KZ	1397	1304	NM	70.1	9
6/20/2021	System offline 9:15-13:30 for O&M						
6/21/2021	16:00	BC	1480	1616	NM	65.8	8.5
6/21/2021	System offline 17:47-18:25 for O&M						
6/21/2021	18:40	JPS	1424	1345	NM	65.8	8
6/22/2021	9:00	BC	1651	1518	NM	65.9	8
6/23/2021	12:30	BC	1842	1640	NM	65.8	7
6/23/2021	16:45	BC	1691	1516	NM	65.9	7
6/23/2021	System offline 17:49 - 19:05 for O&M						
6/23/2021	19:25	JPS	1700	1586	NM	27.8	7.5
6/24/2021	8:24	BC	1747	1581	NM	65.9	7

Table 8
Summary of System Two Operating Data

Colonial Pipeline Company
2020-L1-SR2448
Huntersville, North Carolina

Date	Time	Initials	Inlet Temperature (Deg. F)	Outlet Temperature (Deg. F)	Flame Ox VFD Speed (%)	Blower VFD Speed (%)	Vacuum (inches of mercury)
6/24/2021	17:20	BC	1683	1542	NM	65.8	7
6/25/2021	9:40	BC	1638	1503	NM	65.8	7
6/25/2021	13:15	BC	1419	1330	NM	50.5	8
6/25/2021	15:44	BC	1564	1456	NM	52	6
6/25/2021	16:58	BC	1472	1364	NM	52	6
6/26/2021	9:45	BC	1425	1336	NM	52.1	6
6/26/2021	10:23	BC	1454	1370	NM	64.1	7.5
6/26/2021	14:32	BC	1517	1408	NM	65.6	8
6/26/2021	16:32	BC	1564	1456	NM	65.6	8
6/27/2021	10:56	BC	1515	1409	NM	65.5	8
6/27/2021	17:15	BC	1573	1460	NM	65.1	8
6/28/2021	9:48	BC	1514	1398	NM	65.2	8
6/28/2021	16:05	BC	1552	1431	NM	65.1	8
6/28/2021	17:39	BC	1567	1455	NM	65.2	8
6/29/2021	11:12	BC	1502	1396	NM	65.2	8
6/29/2021	16:32	BC	1507	1399	NM	65.1	8
6/30/2021	8:43	BC	1599	1469	NM	65.1	8
7/1/2021	17:35	BC	1558	1442	NM	65.1	8
7/2/2021	8:35	MT	1556	1445	NM	66.7	8
7/2/2021	11:46	JS	1529	1413	NM	67.2	8
7/2/2021	15:33	JS	1518	1395	NM	71	8
7/3/2021	8:30	MT	1571	1453	NM	68.9	8
7/3/2021	14:55	MT	1549	1421	NM	69.1	8.5
7/4/2021	8:55	KZ	1588	1469	NM	70	8.5
7/4/2021	16:20	KZ	1571	1453	NM	68.4	8.25
7/6/2021	8:20	JS	1700	1526	NM	69.9	8.25
7/6/2021	8:29	CA	1697	1548	NM	69.8	8.25

Table 8
Summary of System Two Operating Data

Colonial Pipeline Company
2020-L1-SR2448
Huntersville, North Carolina

Date	Time	Initials	Inlet Temperature (Deg. F)	Outlet Temperature (Deg. F)	Flame Ox VFD Speed (%)	Blower VFD Speed (%)	Vacuum (inches of mercury)
7/6/2021	10:55	JDS	1692	1533	35	67.3	8.2
7/6/2021	12:34	JDS	1709	1542	35	66.7	8.1
7/6/2021	16:00	JDS	1700	1524	35	66.7	8.1
7/7/2021	8:25	JDS	1703	1527	35	68.1	8.1
7/7/2021	13:33	JDS	1709	1533	35	67.9	8.1
7/8/2021	6:47	JDS	1749	1650	35	70.6	8.8
7/8/2021	8:45	BC	1755	1563	35	70.7	8.8
7/8/2021	11:54	JDS	1708	1525	35	72.7	8.8
7/8/2021	16:06	JDS	1702	1524	35	67.3	8.1
7/9/2021	8:27	BC	1704	1516	35	68.8	8
7/9/2021	11:57	BC	1736	1539	35	68.9	8
7/9/2021	17:14	JDS	1709	1525	35	68.4	8.4
7/10/2021	6:45	JDS	1703	1526	35	68.8	8.1
7/10/2021	System offline 07:00 - 11:00 for O&M						
7/10/2021	13:15	BC	1694	1539	35	59.8	7
7/10/2021	14:35	BC	1696	1519	35	59.8	8
7/10/2021	16:18	JDS	1707	1531	35	67.3	8
7/11/2021	6:45	MT	1693	1529	35	68.4	8.2
7/11/2021	15:20	MT	1703	1527	35	68.1	8
7/12/2021	7:55	JDS	1701	1515	35	68.6	8.2
7/12/2021	13:00	BC	1706	1532	35	68.7	8.2
7/12/2021	15:10	BC	1709	1529	35	67	8
7/12/2021	16:33	JDS	1697	1527	35	67.5	8.1
7/13/2021	9:07	BC	1705	1530	35	68	8.1
7/13/2021	13:50	JDS	1400	1301	35	26	0
7/14/2021	9:10	BC	1391	1288	35	28.4	0
7/14/2021	13:30	BC	1399	1299	35	28.4	0

Table 8
Summary of System Two Operating Data

Colonial Pipeline Company
2020-L1-SR2448
Huntersville, North Carolina

Date	Time	Initials	Inlet Temperature (Deg. F)	Outlet Temperature (Deg. F)	Flame Ox VFD Speed (%)	Blower VFD Speed (%)	Vacuum (inches of mercury)
7/14/2021	17:15	JDS	1410	1304	35	32.6	1
7/14/2021	System offline 18:20 on 7/14 to 13:30 on 7/15 for O&M						
7/15/2021	13:35	BC	1710	1528	35	40.9	4
7/15/2021	System offline 15:15 - 15:45 for O&M						
7/15/2021	16:42	BC	1617	1449	35	45.2	5
7/16/2021	8:27	BC	1524	1347	35	44.6	5
7/16/2021	13:10	BC	1618	1457	35	41.5	5
7/16/2021	16:53	BC	1553	1404	35	42.1	5
7/17/2021	11:30	KZ	1598	1443	35	41.4	5
7/17/2021	15:30	KZ	1598	1418	35	41	5
7/18/2021	9:28	KZ	1539	1377	35	43.5	5
7/18/2021	13:30	KZ	1451	1295	35	43.3	5
7/18/2021	13:45	KZ	1528	1389	35	43.3	6
7/18/2021	16:50	KZ	1701	1515	35	49.9	6
7/19/2021	6:57	BC	1704	1516	35	50.6	5.5
7/19/2021	11:20	BC	1522	1373	35	51.2	5.5
7/19/2021	System offline 20:53 on 7/19/21 to 06:20 on 7/20/21for O&M						
7/20/2021	8:27	JDS	1693	1534	35	51.2	5.5
7/20/2021	12:24	JDS	1648	1486	35	49.1	6

Notes:
Deg. F - Degrees farenheight
Flame Ox - Flame oxidation unit
O&M - Operation and Maintenance
VFD - Variable frequency drive
% - Percent
Hz - Hertz

APPENDIX A

LABORATORY ANALYTICAL REPORTS

Pace Analytical Services, LLC
9800 Kincey Ave. Suite 100
Huntersville, NC 28078
(704)875-9092

June 16, 2021

Andrew Street
Apex Companies - NC
5900 Northwoods Business Pkwy
Suite 5900-0
Charlotte, NC 28269

RE: Project: CPC Huntersville/2020-L1-2448
Pace Project No.: 92543915

Dear Andrew Street:

Enclosed are the analytical results for sample(s) received by the laboratory on June 11, 2021. The results relate only to the samples included in this report. Results reported herein conform to the applicable TNI/NELAC Standards and the laboratory's Quality Manual, where applicable, unless otherwise noted in the body of the report.

The test results provided in this final report were generated by each of the following laboratories within the Pace Network:

- Pace Analytical Services - Charlotte

If you have any questions concerning this report, please feel free to contact me.

Sincerely,

Angela M. Baioni

Angela Baioni
angela.baioni@pacelabs.com
(704)875-9092
Project Manager

Enclosures

cc: J Culbreath, Colonial Pipeline Company
Naomi Fretz, APEX Companies, LLC
Robert Hughes, Colonial Pipeline
Cameron Lee, Montrose-EPS
Jamie Moran, APEX Companies, LLC
Jeff Morrison, Colonial Pipeline Company
Tom Naumann, APEX Companies - NC
Joe Nicolette, Montrose-EPS
Christopher Schultz, Apex Companies
Matt Teixeira, Apex Companies, LLC
Michael Verdon, Colonial Pipeline Company
JM Wyatt, Colonial Pipeline Company

REPORT OF LABORATORY ANALYSIS

This report shall not be reproduced, except in full,
without the written consent of Pace Analytical Services, LLC.

Pace Analytical Services, LLC
9800 Kincey Ave. Suite 100
Huntersville, NC 28078
(704)875-9092

CERTIFICATIONS

Project: CPC Huntersville/2020-L1-2448
Pace Project No.: 92543915

Pace Analytical Services Charlotte
9800 Kincey Ave. Ste 100, Huntersville, NC 28078
Louisiana/NELAP Certification # LA170028
North Carolina Drinking Water Certification #: 37706
North Carolina Field Services Certification #: 5342
North Carolina Wastewater Certification #: 12
South Carolina Certification #: 99006001
Florida/NELAP Certification #: E87627
Kentucky UST Certification #: 84
Virginia/VELAP Certification #: 460221

REPORT OF LABORATORY ANALYSIS

This report shall not be reproduced, except in full,
without the written consent of Pace Analytical Services, LLC.

Pace Analytical Services, LLC
9800 Kincey Ave. Suite 100
Huntersville, NC 28078
(704)875-9092

SAMPLE SUMMARY

Project: CPC Huntersville/2020-L1-2448
Pace Project No.: 92543915

Lab ID	Sample ID	Matrix	Date Collected	Date Received
92543915001	**BB2 (0.75'-2.00')**	Solid	06/10/21 13:10	06/11/21 13:18
92543915002	**BB2 (10.0'-12.0')**	Solid	06/10/21 13:15	06/11/21 13:18
92543915003	**BA2 (0.75'-2.00')**	Solid	06/10/21 14:45	06/11/21 13:18
92543915004	**BA2 (18'-20')**	Solid	06/10/21 14:50	06/11/21 13:18
92543915005	**BB3 (0.75'-2.00')**	Solid	06/10/21 16:30	06/11/21 13:18
92543915006	**BB3 (32'-34')**	Solid	06/10/21 16:35	06/11/21 13:18

This report shall not be reproduced, except in full,
without the written consent of Pace Analytical Services, LLC.

Pace Analytical Services, LLC
9800 Kincey Ave. Suite 100
Huntersville, NC 28078
(704)875-9092

SAMPLE ANALYTE COUNT

Project: CPC Huntersville/2020-L1-2448
Pace Project No.: 92543915

Lab ID	Sample ID	Method	Analysts	Analytes Reported	Laboratory
92543915001	**BB2 (0.75'-2.00')**	MADEP VPH	MAD	7	PASI-C
		EPA 8260D	LMB	70	PASI-C
		SW-846	KDF	1	PASI-C
92543915002	**BB2 (10.0'-12.0')**	MADEP VPH	MAD	7	PASI-C
		EPA 8260D	LMB	70	PASI-C
		SW-846	KDF	1	PASI-C
92543915003	**BA2 (0.75'-2.00')**	MADEP VPH	MAD	7	PASI-C
		EPA 8260D	LMB	70	PASI-C
		SW-846	KDF	1	PASI-C
92543915004	**BA2 (18'-20')**	MADEP VPH	MAD	7	PASI-C
		EPA 8260D	LMB	70	PASI-C
		SW-846	KDF	1	PASI-C
92543915005	**BB3 (0.75'-2.00')**	MADEP VPH	MAD	7	PASI-C
		EPA 8260D	LMB	70	PASI-C
		SW-846	KDF	1	PASI-C
92543915006	**BB3 (32'-34')**	MADEP VPH	MAD	7	PASI-C
		EPA 8260D	LMB	70	PASI-C
		SW-846	KDF	1	PASI-C

PASI-C = Pace Analytical Services - Charlotte

This report shall not be reproduced, except in full,
without the written consent of Pace Analytical Services, LLC.

Pace Analytical Services, LLC
9800 Kincey Ave. Suite 100
Huntersville, NC 28078
(704)875-9092

ANALYTICAL RESULTS

Project: CPC Huntersville/2020-L1-2448
Pace Project No.: 92543915

Sample: BB2 (0.75'-2.00') **Lab ID: 92543915001** Collected: 06/10/21 13:10 Received: 06/11/21 13:18 Matrix: Solid

Results reported on a "dry weight" basis and are adjusted for percent moisture, sample size and any dilutions.

Parameters	Results	Units	Report Limit	MDL	DF	Prepared	Analyzed	CAS No.	Qual
VPH NC Soil	Analytical Method: MADEP VPH Preparation Method: MADEP VPH Pace Analytical Services - Charlotte								
Total VPH (C5-C12)	**14.1**	mg/kg	5.1	5.1	1	06/14/21 12:46	06/14/21 19:12		N2
Aliphatic (C05-C08)	**8.6**	mg/kg	5.1	5.1	1	06/14/21 12:46	06/14/21 19:12		N2
Aliphatic (C09-C12)	**5.5**	mg/kg	5.1	5.1	1	06/14/21 12:46	06/14/21 19:12		N2
Aliphatic(C09-C12) Adjusted	ND	mg/kg	5.1	5.1	1	06/14/21 12:46	06/14/21 19:12		N2
Aromatic (C09-C10)	ND	mg/kg	5.1	5.1	1	06/14/21 12:46	06/14/21 19:12		N2
Surrogates									
4-Bromofluorobenzene (FID) (S)	96	%	70-130		1	06/14/21 12:46	06/14/21 19:12	460-00-4	
4-Bromofluorobenzene (PID) (S)	94	%	70-130		1	06/14/21 12:46	06/14/21 19:12	460-00-4	
8260D/5035A/5030B Volatiles	Analytical Method: EPA 8260D Preparation Method: EPA 5035A/5030B Pace Analytical Services - Charlotte								
Acetone	ND	ug/kg	183	58.7	1	06/11/21 18:27	06/14/21 17:50	67-64-1	
Benzene	**142**	ug/kg	9.1	3.6	1	06/11/21 18:27	06/14/21 17:50	71-43-2	
Bromobenzene	ND	ug/kg	9.1	3.0	1	06/11/21 18:27	06/14/21 17:50	108-86-1	
Bromochloromethane	ND	ug/kg	9.1	2.7	1	06/11/21 18:27	06/14/21 17:50	74-97-5	
Bromodichloromethane	ND	ug/kg	9.1	3.5	1	06/11/21 18:27	06/14/21 17:50	75-27-4	v2
Bromoform	ND	ug/kg	9.1	3.2	1	06/11/21 18:27	06/14/21 17:50	75-25-2	
Bromomethane	ND	ug/kg	18.3	14.4	1	06/11/21 18:27	06/14/21 17:50	74-83-9	IK
2-Butanone (MEK)	ND	ug/kg	183	43.9	1	06/11/21 18:27	06/14/21 17:50	78-93-3	
n-Butylbenzene	**15.7**	ug/kg	9.1	4.3	1	06/11/21 18:27	06/14/21 17:50	104-51-8	
sec-Butylbenzene	ND	ug/kg	9.1	4.0	1	06/11/21 18:27	06/14/21 17:50	135-98-8	
tert-Butylbenzene	ND	ug/kg	9.1	3.3	1	06/11/21 18:27	06/14/21 17:50	98-06-6	
Carbon tetrachloride	ND	ug/kg	9.1	3.4	1	06/11/21 18:27	06/14/21 17:50	56-23-5	
Chlorobenzene	ND	ug/kg	9.1	1.8	1	06/11/21 18:27	06/14/21 17:50	108-90-7	
Chloroethane	ND	ug/kg	18.3	7.1	1	06/11/21 18:27	06/14/21 17:50	75-00-3	
Chloroform	ND	ug/kg	9.1	5.6	1	06/11/21 18:27	06/14/21 17:50	67-66-3	
Chloromethane	ND	ug/kg	18.3	7.7	1	06/11/21 18:27	06/14/21 17:50	74-87-3	
2-Chlorotoluene	ND	ug/kg	9.1	3.2	1	06/11/21 18:27	06/14/21 17:50	95-49-8	
4-Chlorotoluene	ND	ug/kg	9.1	1.6	1	06/11/21 18:27	06/14/21 17:50	106-43-4	
1,2-Dibromo-3-chloropropane	ND	ug/kg	9.1	3.5	1	06/11/21 18:27	06/14/21 17:50	96-12-8	
Dibromochloromethane	ND	ug/kg	9.1	5.1	1	06/11/21 18:27	06/14/21 17:50	124-48-1	
1,2-Dibromoethane (EDB)	ND	ug/kg	9.1	4.0	1	06/11/21 18:27	06/14/21 17:50	106-93-4	
Dibromomethane	ND	ug/kg	9.1	2.0	1	06/11/21 18:27	06/14/21 17:50	74-95-3	
1,2-Dichlorobenzene	ND	ug/kg	9.1	3.3	1	06/11/21 18:27	06/14/21 17:50	95-50-1	
1,3-Dichlorobenzene	ND	ug/kg	9.1	2.8	1	06/11/21 18:27	06/14/21 17:50	541-73-1	
1,4-Dichlorobenzene	ND	ug/kg	9.1	2.4	1	06/11/21 18:27	06/14/21 17:50	106-46-7	
Dichlorodifluoromethane	ND	ug/kg	18.3	4.0	1	06/11/21 18:27	06/14/21 17:50	75-71-8	
1,1-Dichloroethane	ND	ug/kg	9.1	3.8	1	06/11/21 18:27	06/14/21 17:50	75-34-3	
1,2-Dichloroethane	ND	ug/kg	9.1	6.0	1	06/11/21 18:27	06/14/21 17:50	107-06-2	
1,1-Dichloroethene	ND	ug/kg	9.1	3.8	1	06/11/21 18:27	06/14/21 17:50	75-35-4	
cis-1,2-Dichloroethene	ND	ug/kg	9.1	3.1	1	06/11/21 18:27	06/14/21 17:50	156-59-2	
trans-1,2-Dichloroethene	ND	ug/kg	9.1	3.2	1	06/11/21 18:27	06/14/21 17:50	156-60-5	
1,2-Dichloropropane	ND	ug/kg	9.1	2.7	1	06/11/21 18:27	06/14/21 17:50	78-87-5	
1,3-Dichloropropane	ND	ug/kg	9.1	2.9	1	06/11/21 18:27	06/14/21 17:50	142-28-9	

REPORT OF LABORATORY ANALYSIS

This report shall not be reproduced, except in full,
without the written consent of Pace Analytical Services, LLC.

Pace Analytical Services, LLC
9800 Kincey Ave. Suite 100
Huntersville, NC 28078
(704)875-9092

ANALYTICAL RESULTS

Project: CPC Huntersville/2020-L1-2448
Pace Project No.: 92543915

Sample: BB2 (0.75'-2.00') **Lab ID: 92543915001** Collected: 06/10/21 13:10 Received: 06/11/21 13:18 Matrix: Solid

Results reported on a "dry weight" basis and are adjusted for percent moisture, sample size and any dilutions.

Parameters	Results	Units	Report Limit	MDL	DF	Prepared	Analyzed	CAS No.	Qual
8260D/5035A/5030B Volatiles	Analytical Method: EPA 8260D Preparation Method: EPA 5035A/5030B Pace Analytical Services - Charlotte								
2,2-Dichloropropane	ND	ug/kg	9.1	3.0	1	06/11/21 18:27	06/14/21 17:50	594-20-7	
1,1-Dichloropropene	ND	ug/kg	9.1	4.4	1	06/11/21 18:27	06/14/21 17:50	563-58-6	
cis-1,3-Dichloropropene	ND	ug/kg	9.1	2.5	1	06/11/21 18:27	06/14/21 17:50	10061-01-5	
trans-1,3-Dichloropropene	ND	ug/kg	9.1	3.1	1	06/11/21 18:27	06/14/21 17:50	10061-02-6	
Diisopropyl ether	**5.2J**	ug/kg	9.1	2.5	1	06/11/21 18:27	06/14/21 17:50	108-20-3	
Ethylbenzene	**394**	ug/kg	9.1	4.3	1	06/11/21 18:27	06/14/21 17:50	100-41-4	
Hexachloro-1,3-butadiene	ND	ug/kg	18.3	14.9	1	06/11/21 18:27	06/14/21 17:50	87-68-3	
2-Hexanone	ND	ug/kg	91.4	8.8	1	06/11/21 18:27	06/14/21 17:50	591-78-6	
Isopropylbenzene (Cumene)	**23.0**	ug/kg	9.1	3.1	1	06/11/21 18:27	06/14/21 17:50	98-82-8	
p-Isopropyltoluene	**13.9**	ug/kg	9.1	4.5	1	06/11/21 18:27	06/14/21 17:50	99-87-6	
Methylene Chloride	ND	ug/kg	36.6	25.0	1	06/11/21 18:27	06/14/21 17:50	75-09-2	
4-Methyl-2-pentanone (MIBK)	ND	ug/kg	91.4	8.8	1	06/11/21 18:27	06/14/21 17:50	108-10-1	
Methyl-tert-butyl ether	ND	ug/kg	9.1	3.4	1	06/11/21 18:27	06/14/21 17:50	1634-04-4	
Naphthalene	**51.4**	ug/kg	9.1	4.8	1	06/11/21 18:27	06/14/21 17:50	91-20-3	
n-Propylbenzene	ND	ug/kg	9.1	3.3	1	06/11/21 18:27	06/14/21 17:50	103-65-1	
Styrene	ND	ug/kg	9.1	2.4	1	06/11/21 18:27	06/14/21 17:50	100-42-5	
1,1,1,2-Tetrachloroethane	ND	ug/kg	9.1	3.5	1	06/11/21 18:27	06/14/21 17:50	630-20-6	
1,1,2,2-Tetrachloroethane	ND	ug/kg	9.1	2.4	1	06/11/21 18:27	06/14/21 17:50	79-34-5	
Tetrachloroethene	ND	ug/kg	9.1	2.9	1	06/11/21 18:27	06/14/21 17:50	127-18-4	
Toluene	**1610**	ug/kg	9.1	2.6	1	06/11/21 18:27	06/14/21 17:50	108-88-3	
1,2,3-Trichlorobenzene	ND	ug/kg	9.1	7.4	1	06/11/21 18:27	06/14/21 17:50	87-61-6	
1,2,4-Trichlorobenzene	ND	ug/kg	9.1	7.7	1	06/11/21 18:27	06/14/21 17:50	120-82-1	
1,1,1-Trichloroethane	ND	ug/kg	9.1	4.8	1	06/11/21 18:27	06/14/21 17:50	71-55-6	
1,1,2-Trichloroethane	ND	ug/kg	9.1	3.0	1	06/11/21 18:27	06/14/21 17:50	79-00-5	
Trichloroethene	ND	ug/kg	9.1	2.4	1	06/11/21 18:27	06/14/21 17:50	79-01-6	
Trichlorofluoromethane	ND	ug/kg	9.1	5.0	1	06/11/21 18:27	06/14/21 17:50	75-69-4	
1,2,3-Trichloropropane	ND	ug/kg	9.1	4.6	1	06/11/21 18:27	06/14/21 17:50	96-18-4	
1,2,4-Trimethylbenzene	**436**	ug/kg	9.1	2.5	1	06/11/21 18:27	06/14/21 17:50	95-63-6	
1,3,5-Trimethylbenzene	ND	ug/kg	9.1	3.1	1	06/11/21 18:27	06/14/21 17:50	108-67-8	
Vinyl acetate	ND	ug/kg	91.4	6.7	1	06/11/21 18:27	06/14/21 17:50	108-05-4	
Vinyl chloride	ND	ug/kg	18.3	4.6	1	06/11/21 18:27	06/14/21 17:50	75-01-4	
Xylene (Total)	**1980**	ug/kg	18.3	5.2	1	06/11/21 18:27	06/14/21 17:50	1330-20-7	
m&p-Xylene	**1390**	ug/kg	18.3	6.3	1	06/11/21 18:27	06/14/21 17:50	179601-23-1	
o-Xylene	**595**	ug/kg	9.1	4.0	1	06/11/21 18:27	06/14/21 17:50	95-47-6	
Surrogates									
Toluene-d8 (S)	101	%	70-130		1	06/11/21 18:27	06/14/21 17:50	2037-26-5	
4-Bromofluorobenzene (S)	102	%	69-134		1	06/11/21 18:27	06/14/21 17:50	460-00-4	
1,2-Dichloroethane-d4 (S)	116	%	70-130		1	06/11/21 18:27	06/14/21 17:50	17060-07-0	
Percent Moisture	Analytical Method: SW-846 Pace Analytical Services - Charlotte								
Percent Moisture	**25.2**	%	0.10	0.10	1		06/11/21 17:46		N2

REPORT OF LABORATORY ANALYSIS

This report shall not be reproduced, except in full,
without the written consent of Pace Analytical Services, LLC.

Pace Analytical Services, LLC
9800 Kincey Ave. Suite 100
Huntersville, NC 28078
(704)875-9092

ANALYTICAL RESULTS

Project: CPC Huntersville/2020-L1-2448
Pace Project No.: 92543915

Sample: BB2 (10.0'-12.0') **Lab ID: 92543915002** Collected: 06/10/21 13:15 Received: 06/11/21 13:18 Matrix: Solid

Results reported on a "dry weight" basis and are adjusted for percent moisture, sample size and any dilutions.

Parameters	Results	Units	Report Limit	MDL	DF	Prepared	Analyzed	CAS No.	Qual
VPH NC Soil	Analytical Method: MADEP VPH Preparation Method: MADEP VPH Pace Analytical Services - Charlotte								
Total VPH (C5-C12)	ND	mg/kg	5.5	5.5	1	06/14/21 12:46	06/14/21 19:43		N2
Aliphatic (C05-C08)	ND	mg/kg	5.5	5.5	1	06/14/21 12:46	06/14/21 19:43		N2
Aliphatic (C09-C12)	ND	mg/kg	5.5	5.5	1	06/14/21 12:46	06/14/21 19:43		N2
Aliphatic(C09-C12) Adjusted	ND	mg/kg	5.5	5.5	1	06/14/21 12:46	06/14/21 19:43		N2
Aromatic (C09-C10)	ND	mg/kg	5.5	5.5	1	06/14/21 12:46	06/14/21 19:43		N2
Surrogates									
4-Bromofluorobenzene (FID) (S)	88	%	70-130		1	06/14/21 12:46	06/14/21 19:43	460-00-4	
4-Bromofluorobenzene (PID) (S)	87	%	70-130		1	06/14/21 12:46	06/14/21 19:43	460-00-4	
8260D/5035A/5030B Volatiles	Analytical Method: EPA 8260D Preparation Method: EPA 5035A/5030B Pace Analytical Services - Charlotte								
Acetone	ND	ug/kg	228	73.3	1	06/11/21 18:27	06/14/21 19:57	67-64-1	
Benzene	ND	ug/kg	11.4	4.5	1	06/11/21 18:27	06/14/21 19:57	71-43-2	
Bromobenzene	ND	ug/kg	11.4	3.7	1	06/11/21 18:27	06/14/21 19:57	108-86-1	
Bromochloromethane	ND	ug/kg	11.4	3.4	1	06/11/21 18:27	06/14/21 19:57	74-97-5	
Bromodichloromethane	ND	ug/kg	11.4	4.4	1	06/11/21 18:27	06/14/21 19:57	75-27-4	v2
Bromoform	ND	ug/kg	11.4	4.0	1	06/11/21 18:27	06/14/21 19:57	75-25-2	
Bromomethane	ND	ug/kg	22.8	18.0	1	06/11/21 18:27	06/14/21 19:57	74-83-9	IK
2-Butanone (MEK)	ND	ug/kg	228	54.8	1	06/11/21 18:27	06/14/21 19:57	78-93-3	
n-Butylbenzene	ND	ug/kg	11.4	5.4	1	06/11/21 18:27	06/14/21 19:57	104-51-8	
sec-Butylbenzene	ND	ug/kg	11.4	5.0	1	06/11/21 18:27	06/14/21 19:57	135-98-8	
tert-Butylbenzene	ND	ug/kg	11.4	4.1	1	06/11/21 18:27	06/14/21 19:57	98-06-6	
Carbon tetrachloride	ND	ug/kg	11.4	4.3	1	06/11/21 18:27	06/14/21 19:57	56-23-5	
Chlorobenzene	ND	ug/kg	11.4	2.2	1	06/11/21 18:27	06/14/21 19:57	108-90-7	
Chloroethane	ND	ug/kg	22.8	8.8	1	06/11/21 18:27	06/14/21 19:57	75-00-3	
Chloroform	ND	ug/kg	11.4	6.9	1	06/11/21 18:27	06/14/21 19:57	67-66-3	
Chloromethane	ND	ug/kg	22.8	9.6	1	06/11/21 18:27	06/14/21 19:57	74-87-3	
2-Chlorotoluene	ND	ug/kg	11.4	4.0	1	06/11/21 18:27	06/14/21 19:57	95-49-8	
4-Chlorotoluene	ND	ug/kg	11.4	2.0	1	06/11/21 18:27	06/14/21 19:57	106-43-4	
1,2-Dibromo-3-chloropropane	ND	ug/kg	11.4	4.4	1	06/11/21 18:27	06/14/21 19:57	96-12-8	
Dibromochloromethane	ND	ug/kg	11.4	6.4	1	06/11/21 18:27	06/14/21 19:57	124-48-1	
1,2-Dibromoethane (EDB)	ND	ug/kg	11.4	5.0	1	06/11/21 18:27	06/14/21 19:57	106-93-4	
Dibromomethane	ND	ug/kg	11.4	2.4	1	06/11/21 18:27	06/14/21 19:57	74-95-3	
1,2-Dichlorobenzene	ND	ug/kg	11.4	4.1	1	06/11/21 18:27	06/14/21 19:57	95-50-1	
1,3-Dichlorobenzene	ND	ug/kg	11.4	3.5	1	06/11/21 18:27	06/14/21 19:57	541-73-1	
1,4-Dichlorobenzene	ND	ug/kg	11.4	3.0	1	06/11/21 18:27	06/14/21 19:57	106-46-7	
Dichlorodifluoromethane	ND	ug/kg	22.8	5.0	1	06/11/21 18:27	06/14/21 19:57	75-71-8	
1,1-Dichloroethane	ND	ug/kg	11.4	4.7	1	06/11/21 18:27	06/14/21 19:57	75-34-3	
1,2-Dichloroethane	ND	ug/kg	11.4	7.6	1	06/11/21 18:27	06/14/21 19:57	107-06-2	
1,1-Dichloroethene	ND	ug/kg	11.4	4.7	1	06/11/21 18:27	06/14/21 19:57	75-35-4	
cis-1,2-Dichloroethene	ND	ug/kg	11.4	3.9	1	06/11/21 18:27	06/14/21 19:57	156-59-2	
trans-1,2-Dichloroethene	ND	ug/kg	11.4	4.0	1	06/11/21 18:27	06/14/21 19:57	156-60-5	
1,2-Dichloropropane	ND	ug/kg	11.4	3.4	1	06/11/21 18:27	06/14/21 19:57	78-87-5	
1,3-Dichloropropane	ND	ug/kg	11.4	3.6	1	06/11/21 18:27	06/14/21 19:57	142-28-9	

REPORT OF LABORATORY ANALYSIS

This report shall not be reproduced, except in full,
without the written consent of Pace Analytical Services, LLC.

Pace Analytical Services, LLC
9800 Kincey Ave. Suite 100
Huntersville, NC 28078
(704)875-9092

ANALYTICAL RESULTS

Project: CPC Huntersville/2020-L1-2448
Pace Project No.: 92543915

Sample: BB2 (10.0'-12.0') **Lab ID: 92543915002** Collected: 06/10/21 13:15 Received: 06/11/21 13:18 Matrix: Solid

Results reported on a "dry weight" basis and are adjusted for percent moisture, sample size and any dilutions.

Parameters	Results	Units	Report Limit	MDL	DF	Prepared	Analyzed	CAS No.	Qual
8260D/5035A/5030B Volatiles	Analytical Method: EPA 8260D Preparation Method: EPA 5035A/5030B Pace Analytical Services - Charlotte								
2,2-Dichloropropane	ND	ug/kg	11.4	3.7	1	06/11/21 18:27	06/14/21 19:57	594-20-7	
1,1-Dichloropropene	ND	ug/kg	11.4	5.5	1	06/11/21 18:27	06/14/21 19:57	563-58-6	
cis-1,3-Dichloropropene	ND	ug/kg	11.4	3.1	1	06/11/21 18:27	06/14/21 19:57	10061-01-5	
trans-1,3-Dichloropropene	ND	ug/kg	11.4	3.9	1	06/11/21 18:27	06/14/21 19:57	10061-02-6	
Diisopropyl ether	ND	ug/kg	11.4	3.1	1	06/11/21 18:27	06/14/21 19:57	108-20-3	
Ethylbenzene	**12.7**	ug/kg	11.4	5.3	1	06/11/21 18:27	06/14/21 19:57	100-41-4	
Hexachloro-1,3-butadiene	ND	ug/kg	22.8	18.7	1	06/11/21 18:27	06/14/21 19:57	87-68-3	
2-Hexanone	ND	ug/kg	114	11.0	1	06/11/21 18:27	06/14/21 19:57	591-78-6	
Isopropylbenzene (Cumene)	ND	ug/kg	11.4	3.9	1	06/11/21 18:27	06/14/21 19:57	98-82-8	
p-Isopropyltoluene	ND	ug/kg	11.4	5.6	1	06/11/21 18:27	06/14/21 19:57	99-87-6	
Methylene Chloride	ND	ug/kg	45.7	31.3	1	06/11/21 18:27	06/14/21 19:57	75-09-2	
4-Methyl-2-pentanone (MIBK)	ND	ug/kg	114	11.0	1	06/11/21 18:27	06/14/21 19:57	108-10-1	
Methyl-tert-butyl ether	ND	ug/kg	11.4	4.3	1	06/11/21 18:27	06/14/21 19:57	1634-04-4	
Naphthalene	ND	ug/kg	11.4	6.0	1	06/11/21 18:27	06/14/21 19:57	91-20-3	
n-Propylbenzene	ND	ug/kg	11.4	4.1	1	06/11/21 18:27	06/14/21 19:57	103-65-1	
Styrene	ND	ug/kg	11.4	3.0	1	06/11/21 18:27	06/14/21 19:57	100-42-5	
1,1,1,2-Tetrachloroethane	ND	ug/kg	11.4	4.4	1	06/11/21 18:27	06/14/21 19:57	630-20-6	
1,1,2,2-Tetrachloroethane	ND	ug/kg	11.4	3.0	1	06/11/21 18:27	06/14/21 19:57	79-34-5	
Tetrachloroethene	ND	ug/kg	11.4	3.6	1	06/11/21 18:27	06/14/21 19:57	127-18-4	
Toluene	**58.5**	ug/kg	11.4	3.2	1	06/11/21 18:27	06/14/21 19:57	108-88-3	
1,2,3-Trichlorobenzene	ND	ug/kg	11.4	9.2	1	06/11/21 18:27	06/14/21 19:57	87-61-6	
1,2,4-Trichlorobenzene	ND	ug/kg	11.4	9.6	1	06/11/21 18:27	06/14/21 19:57	120-82-1	
1,1,1-Trichloroethane	ND	ug/kg	11.4	5.9	1	06/11/21 18:27	06/14/21 19:57	71-55-6	
1,1,2-Trichloroethane	ND	ug/kg	11.4	3.8	1	06/11/21 18:27	06/14/21 19:57	79-00-5	
Trichloroethene	ND	ug/kg	11.4	2.9	1	06/11/21 18:27	06/14/21 19:57	79-01-6	
Trichlorofluoromethane	ND	ug/kg	11.4	6.3	1	06/11/21 18:27	06/14/21 19:57	75-69-4	
1,2,3-Trichloropropane	ND	ug/kg	11.4	5.8	1	06/11/21 18:27	06/14/21 19:57	96-18-4	
1,2,4-Trimethylbenzene	**17.3**	ug/kg	11.4	3.1	1	06/11/21 18:27	06/14/21 19:57	95-63-6	
1,3,5-Trimethylbenzene	ND	ug/kg	11.4	3.8	1	06/11/21 18:27	06/14/21 19:57	108-67-8	
Vinyl acetate	ND	ug/kg	114	8.3	1	06/11/21 18:27	06/14/21 19:57	108-05-4	
Vinyl chloride	ND	ug/kg	22.8	5.8	1	06/11/21 18:27	06/14/21 19:57	75-01-4	
Xylene (Total)	**88.8**	ug/kg	22.8	6.5	1	06/11/21 18:27	06/14/21 19:57	1330-20-7	
m&p-Xylene	**64.1**	ug/kg	22.8	7.8	1	06/11/21 18:27	06/14/21 19:57	179601-23-1	
o-Xylene	**24.7**	ug/kg	11.4	5.0	1	06/11/21 18:27	06/14/21 19:57	95-47-6	
Surrogates									
Toluene-d8 (S)	102	%	70-130		1	06/11/21 18:27	06/14/21 19:57	2037-26-5	
4-Bromofluorobenzene (S)	102	%	69-134		1	06/11/21 18:27	06/14/21 19:57	460-00-4	
1,2-Dichloroethane-d4 (S)	116	%	70-130		1	06/11/21 18:27	06/14/21 19:57	17060-07-0	
Percent Moisture	Analytical Method: SW-846 Pace Analytical Services - Charlotte								
Percent Moisture	**20.7**	%	0.10	0.10	1		06/11/21 17:47		N2

REPORT OF LABORATORY ANALYSIS

This report shall not be reproduced, except in full,
without the written consent of Pace Analytical Services, LLC.

Pace Analytical Services, LLC
9800 Kincey Ave. Suite 100
Huntersville, NC 28078
(704)875-9092

ANALYTICAL RESULTS

Project: CPC Huntersville/2020-L1-2448
Pace Project No.: 92543915

Sample: BA2 (0.75'-2.00') **Lab ID: 92543915003** Collected: 06/10/21 14:45 Received: 06/11/21 13:18 Matrix: Solid

Results reported on a "dry weight" basis and are adjusted for percent moisture, sample size and any dilutions.

Parameters	Results	Units	Report Limit	MDL	DF	Prepared	Analyzed	CAS No.	Qual
VPH NC Soil	Analytical Method: MADEP VPH Preparation Method: MADEP VPH Pace Analytical Services - Charlotte								
Total VPH (C5-C12)	ND	mg/kg	6.6	6.6	1	06/14/21 12:46	06/14/21 20:11		N2
Aliphatic (C05-C08)	ND	mg/kg	6.6	6.6	1	06/14/21 12:46	06/14/21 20:11		N2
Aliphatic (C09-C12)	ND	mg/kg	6.6	6.6	1	06/14/21 12:46	06/14/21 20:11		N2
Aliphatic(C09-C12) Adjusted	ND	mg/kg	6.6	6.6	1	06/14/21 12:46	06/14/21 20:11		N2
Aromatic (C09-C10)	ND	mg/kg	6.6	6.6	1	06/14/21 12:46	06/14/21 20:11		N2
Surrogates									
4-Bromofluorobenzene (FID) (S)	99	%	70-130		1	06/14/21 12:46	06/14/21 20:11	460-00-4	
4-Bromofluorobenzene (PID) (S)	96	%	70-130		1	06/14/21 12:46	06/14/21 20:11	460-00-4	
8260D/5035A/5030B Volatiles	Analytical Method: EPA 8260D Preparation Method: EPA 5035A/5030B Pace Analytical Services - Charlotte								
Acetone	ND	ug/kg	148	47.6	1	06/11/21 18:27	06/14/21 20:15	67-64-1	
Benzene	ND	ug/kg	7.4	3.0	1	06/11/21 18:27	06/14/21 20:15	71-43-2	
Bromobenzene	ND	ug/kg	7.4	2.4	1	06/11/21 18:27	06/14/21 20:15	108-86-1	
Bromochloromethane	ND	ug/kg	7.4	2.2	1	06/11/21 18:27	06/14/21 20:15	74-97-5	
Bromodichloromethane	ND	ug/kg	7.4	2.9	1	06/11/21 18:27	06/14/21 20:15	75-27-4	v2
Bromoform	ND	ug/kg	7.4	2.6	1	06/11/21 18:27	06/14/21 20:15	75-25-2	
Bromomethane	ND	ug/kg	14.8	11.7	1	06/11/21 18:27	06/14/21 20:15	74-83-9	IK
2-Butanone (MEK)	ND	ug/kg	148	35.6	1	06/11/21 18:27	06/14/21 20:15	78-93-3	
n-Butylbenzene	ND	ug/kg	7.4	3.5	1	06/11/21 18:27	06/14/21 20:15	104-51-8	
sec-Butylbenzene	ND	ug/kg	7.4	3.3	1	06/11/21 18:27	06/14/21 20:15	135-98-8	
tert-Butylbenzene	ND	ug/kg	7.4	2.6	1	06/11/21 18:27	06/14/21 20:15	98-06-6	
Carbon tetrachloride	ND	ug/kg	7.4	2.8	1	06/11/21 18:27	06/14/21 20:15	56-23-5	
Chlorobenzene	ND	ug/kg	7.4	1.4	1	06/11/21 18:27	06/14/21 20:15	108-90-7	
Chloroethane	ND	ug/kg	14.8	5.7	1	06/11/21 18:27	06/14/21 20:15	75-00-3	
Chloroform	ND	ug/kg	7.4	4.5	1	06/11/21 18:27	06/14/21 20:15	67-66-3	
Chloromethane	ND	ug/kg	14.8	6.2	1	06/11/21 18:27	06/14/21 20:15	74-87-3	
2-Chlorotoluene	ND	ug/kg	7.4	2.6	1	06/11/21 18:27	06/14/21 20:15	95-49-8	
4-Chlorotoluene	ND	ug/kg	7.4	1.3	1	06/11/21 18:27	06/14/21 20:15	106-43-4	
1,2-Dibromo-3-chloropropane	ND	ug/kg	7.4	2.9	1	06/11/21 18:27	06/14/21 20:15	96-12-8	
Dibromochloromethane	ND	ug/kg	7.4	4.2	1	06/11/21 18:27	06/14/21 20:15	124-48-1	
1,2-Dibromoethane (EDB)	ND	ug/kg	7.4	3.3	1	06/11/21 18:27	06/14/21 20:15	106-93-4	
Dibromomethane	ND	ug/kg	7.4	1.6	1	06/11/21 18:27	06/14/21 20:15	74-95-3	
1,2-Dichlorobenzene	ND	ug/kg	7.4	2.7	1	06/11/21 18:27	06/14/21 20:15	95-50-1	
1,3-Dichlorobenzene	ND	ug/kg	7.4	2.3	1	06/11/21 18:27	06/14/21 20:15	541-73-1	
1,4-Dichlorobenzene	ND	ug/kg	7.4	1.9	1	06/11/21 18:27	06/14/21 20:15	106-46-7	
Dichlorodifluoromethane	ND	ug/kg	14.8	3.2	1	06/11/21 18:27	06/14/21 20:15	75-71-8	
1,1-Dichloroethane	ND	ug/kg	7.4	3.1	1	06/11/21 18:27	06/14/21 20:15	75-34-3	
1,2-Dichloroethane	ND	ug/kg	7.4	4.9	1	06/11/21 18:27	06/14/21 20:15	107-06-2	
1,1-Dichloroethene	ND	ug/kg	7.4	3.1	1	06/11/21 18:27	06/14/21 20:15	75-35-4	
cis-1,2-Dichloroethene	ND	ug/kg	7.4	2.5	1	06/11/21 18:27	06/14/21 20:15	156-59-2	
trans-1,2-Dichloroethene	ND	ug/kg	7.4	2.6	1	06/11/21 18:27	06/14/21 20:15	156-60-5	
1,2-Dichloropropane	ND	ug/kg	7.4	2.2	1	06/11/21 18:27	06/14/21 20:15	78-87-5	
1,3-Dichloropropane	ND	ug/kg	7.4	2.3	1	06/11/21 18:27	06/14/21 20:15	142-28-9	

REPORT OF LABORATORY ANALYSIS

This report shall not be reproduced, except in full,
without the written consent of Pace Analytical Services, LLC.

Pace Analytical Services, LLC
9800 Kincey Ave. Suite 100
Huntersville, NC 28078
(704)875-9092

ANALYTICAL RESULTS

Project: CPC Huntersville/2020-L1-2448
Pace Project No.: 92543915

Sample: BA2 (0.75'-2.00') **Lab ID: 92543915003** Collected: 06/10/21 14:45 Received: 06/11/21 13:18 Matrix: Solid

Results reported on a "dry weight" basis and are adjusted for percent moisture, sample size and any dilutions.

Parameters	Results	Units	Report Limit	MDL	DF	Prepared	Analyzed	CAS No.	Qual
8260D/5035A/5030B Volatiles	Analytical Method: EPA 8260D Preparation Method: EPA 5035A/5030B Pace Analytical Services - Charlotte								
2,2-Dichloropropane	ND	ug/kg	7.4	2.4	1	06/11/21 18:27	06/14/21 20:15	594-20-7	
1,1-Dichloropropene	ND	ug/kg	7.4	3.6	1	06/11/21 18:27	06/14/21 20:15	563-58-6	
cis-1,3-Dichloropropene	ND	ug/kg	7.4	2.0	1	06/11/21 18:27	06/14/21 20:15	10061-01-5	
trans-1,3-Dichloropropene	ND	ug/kg	7.4	2.6	1	06/11/21 18:27	06/14/21 20:15	10061-02-6	
Diisopropyl ether	ND	ug/kg	7.4	2.0	1	06/11/21 18:27	06/14/21 20:15	108-20-3	
Ethylbenzene	ND	ug/kg	7.4	3.5	1	06/11/21 18:27	06/14/21 20:15	100-41-4	
Hexachloro-1,3-butadiene	ND	ug/kg	14.8	12.1	1	06/11/21 18:27	06/14/21 20:15	87-68-3	
2-Hexanone	ND	ug/kg	74.1	7.1	1	06/11/21 18:27	06/14/21 20:15	591-78-6	
Isopropylbenzene (Cumene)	ND	ug/kg	7.4	2.5	1	06/11/21 18:27	06/14/21 20:15	98-82-8	
p-Isopropyltoluene	ND	ug/kg	7.4	3.6	1	06/11/21 18:27	06/14/21 20:15	99-87-6	
Methylene Chloride	ND	ug/kg	29.7	20.3	1	06/11/21 18:27	06/14/21 20:15	75-09-2	
4-Methyl-2-pentanone (MIBK)	ND	ug/kg	74.1	7.1	1	06/11/21 18:27	06/14/21 20:15	108-10-1	
Methyl-tert-butyl ether	ND	ug/kg	7.4	2.8	1	06/11/21 18:27	06/14/21 20:15	1634-04-4	
Naphthalene	ND	ug/kg	7.4	3.9	1	06/11/21 18:27	06/14/21 20:15	91-20-3	
n-Propylbenzene	ND	ug/kg	7.4	2.6	1	06/11/21 18:27	06/14/21 20:15	103-65-1	
Styrene	ND	ug/kg	7.4	2.0	1	06/11/21 18:27	06/14/21 20:15	100-42-5	
1,1,1,2-Tetrachloroethane	ND	ug/kg	7.4	2.8	1	06/11/21 18:27	06/14/21 20:15	630-20-6	
1,1,2,2-Tetrachloroethane	ND	ug/kg	7.4	2.0	1	06/11/21 18:27	06/14/21 20:15	79-34-5	
Tetrachloroethene	ND	ug/kg	7.4	2.3	1	06/11/21 18:27	06/14/21 20:15	127-18-4	
Toluene	**25.0**	ug/kg	7.4	2.1	1	06/11/21 18:27	06/14/21 20:15	108-88-3	C7
1,2,3-Trichlorobenzene	ND	ug/kg	7.4	6.0	1	06/11/21 18:27	06/14/21 20:15	87-61-6	
1,2,4-Trichlorobenzene	ND	ug/kg	7.4	6.2	1	06/11/21 18:27	06/14/21 20:15	120-82-1	
1,1,1-Trichloroethane	ND	ug/kg	7.4	3.9	1	06/11/21 18:27	06/14/21 20:15	71-55-6	
1,1,2-Trichloroethane	ND	ug/kg	7.4	2.5	1	06/11/21 18:27	06/14/21 20:15	79-00-5	
Trichloroethene	ND	ug/kg	7.4	1.9	1	06/11/21 18:27	06/14/21 20:15	79-01-6	
Trichlorofluoromethane	ND	ug/kg	7.4	4.1	1	06/11/21 18:27	06/14/21 20:15	75-69-4	
1,2,3-Trichloropropane	ND	ug/kg	7.4	3.8	1	06/11/21 18:27	06/14/21 20:15	96-18-4	
1,2,4-Trimethylbenzene	**5.8J**	ug/kg	7.4	2.0	1	06/11/21 18:27	06/14/21 20:15	95-63-6	
1,3,5-Trimethylbenzene	ND	ug/kg	7.4	2.5	1	06/11/21 18:27	06/14/21 20:15	108-67-8	
Vinyl acetate	ND	ug/kg	74.1	5.4	1	06/11/21 18:27	06/14/21 20:15	108-05-4	
Vinyl chloride	ND	ug/kg	14.8	3.8	1	06/11/21 18:27	06/14/21 20:15	75-01-4	
Xylene (Total)	**33.5**	ug/kg	14.8	4.2	1	06/11/21 18:27	06/14/21 20:15	1330-20-7	
m&p-Xylene	**26.3**	ug/kg	14.8	5.1	1	06/11/21 18:27	06/14/21 20:15	179601-23-1	
o-Xylene	**7.1J**	ug/kg	7.4	3.3	1	06/11/21 18:27	06/14/21 20:15	95-47-6	
Surrogates									
Toluene-d8 (S)	101	%	70-130		1	06/11/21 18:27	06/14/21 20:15	2037-26-5	
4-Bromofluorobenzene (S)	101	%	69-134		1	06/11/21 18:27	06/14/21 20:15	460-00-4	
1,2-Dichloroethane-d4 (S)	118	%	70-130		1	06/11/21 18:27	06/14/21 20:15	17060-07-0	
Percent Moisture	Analytical Method: SW-846 Pace Analytical Services - Charlotte								
Percent Moisture	**20.9**	%	0.10	0.10	1		06/11/21 17:47		N2

REPORT OF LABORATORY ANALYSIS

This report shall not be reproduced, except in full,
without the written consent of Pace Analytical Services, LLC.

Pace Analytical Services, LLC
9800 Kincey Ave. Suite 100
Huntersville, NC 28078
(704)875-9092

ANALYTICAL RESULTS

Project: CPC Huntersville/2020-L1-2448
Pace Project No.: 92543915

Sample: BA2 (18'-20') **Lab ID: 92543915004** Collected: 06/10/21 14:50 Received: 06/11/21 13:18 Matrix: Solid

Results reported on a "dry weight" basis and are adjusted for percent moisture, sample size and any dilutions.

Parameters	Results	Units	Report Limit	MDL	DF	Prepared	Analyzed	CAS No.	Qual
VPH NC Soil	Analytical Method: MADEP VPH Preparation Method: MADEP VPH Pace Analytical Services - Charlotte								
Total VPH (C5-C12)	**19.7**	mg/kg	5.0	5.0	1	06/14/21 12:46	06/14/21 20:40		N2
Aliphatic (C05-C08)	**18.7**	mg/kg	5.0	5.0	1	06/14/21 12:46	06/14/21 20:40		N2
Aliphatic (C09-C12)	ND	mg/kg	5.0	5.0	1	06/14/21 12:46	06/14/21 20:40		N2
Aliphatic(C09-C12) Adjusted	ND	mg/kg	5.0	5.0	1	06/14/21 12:46	06/14/21 20:40		N2
Aromatic (C09-C10)	ND	mg/kg	5.0	5.0	1	06/14/21 12:46	06/14/21 20:40		N2
Surrogates									
4-Bromofluorobenzene (FID) (S)	111	%	70-130		1	06/14/21 12:46	06/14/21 20:40	460-00-4	
4-Bromofluorobenzene (PID) (S)	101	%	70-130		1	06/14/21 12:46	06/14/21 20:40	460-00-4	
8260D/5035A/5030B Volatiles	Analytical Method: EPA 8260D Preparation Method: EPA 5035A/5030B Pace Analytical Services - Charlotte								
Acetone	ND	ug/kg	175	56.0	1	06/11/21 18:27	06/14/21 18:26	67-64-1	
Benzene	**7.2J**	ug/kg	8.7	3.5	1	06/11/21 18:27	06/14/21 18:26	71-43-2	
Bromobenzene	ND	ug/kg	8.7	2.8	1	06/11/21 18:27	06/14/21 18:26	108-86-1	
Bromochloromethane	ND	ug/kg	8.7	2.6	1	06/11/21 18:27	06/14/21 18:26	74-97-5	
Bromodichloromethane	ND	ug/kg	8.7	3.4	1	06/11/21 18:27	06/14/21 18:26	75-27-4	v2
Bromoform	ND	ug/kg	8.7	3.1	1	06/11/21 18:27	06/14/21 18:26	75-25-2	
Bromomethane	ND	ug/kg	17.5	13.8	1	06/11/21 18:27	06/14/21 18:26	74-83-9	IK
2-Butanone (MEK)	ND	ug/kg	175	41.9	1	06/11/21 18:27	06/14/21 18:26	78-93-3	
n-Butylbenzene	ND	ug/kg	8.7	4.1	1	06/11/21 18:27	06/14/21 18:26	104-51-8	
sec-Butylbenzene	ND	ug/kg	8.7	3.8	1	06/11/21 18:27	06/14/21 18:26	135-98-8	
tert-Butylbenzene	ND	ug/kg	8.7	3.1	1	06/11/21 18:27	06/14/21 18:26	98-06-6	
Carbon tetrachloride	ND	ug/kg	8.7	3.3	1	06/11/21 18:27	06/14/21 18:26	56-23-5	
Chlorobenzene	ND	ug/kg	8.7	1.7	1	06/11/21 18:27	06/14/21 18:26	108-90-7	
Chloroethane	ND	ug/kg	17.5	6.7	1	06/11/21 18:27	06/14/21 18:26	75-00-3	
Chloroform	ND	ug/kg	8.7	5.3	1	06/11/21 18:27	06/14/21 18:26	67-66-3	
Chloromethane	ND	ug/kg	17.5	7.3	1	06/11/21 18:27	06/14/21 18:26	74-87-3	
2-Chlorotoluene	ND	ug/kg	8.7	3.1	1	06/11/21 18:27	06/14/21 18:26	95-49-8	
4-Chlorotoluene	ND	ug/kg	8.7	1.5	1	06/11/21 18:27	06/14/21 18:26	106-43-4	
1,2-Dibromo-3-chloropropane	ND	ug/kg	8.7	3.4	1	06/11/21 18:27	06/14/21 18:26	96-12-8	
Dibromochloromethane	ND	ug/kg	8.7	4.9	1	06/11/21 18:27	06/14/21 18:26	124-48-1	
1,2-Dibromoethane (EDB)	ND	ug/kg	8.7	3.8	1	06/11/21 18:27	06/14/21 18:26	106-93-4	
Dibromomethane	ND	ug/kg	8.7	1.9	1	06/11/21 18:27	06/14/21 18:26	74-95-3	
1,2-Dichlorobenzene	ND	ug/kg	8.7	3.1	1	06/11/21 18:27	06/14/21 18:26	95-50-1	
1,3-Dichlorobenzene	ND	ug/kg	8.7	2.7	1	06/11/21 18:27	06/14/21 18:26	541-73-1	
1,4-Dichlorobenzene	ND	ug/kg	8.7	2.3	1	06/11/21 18:27	06/14/21 18:26	106-46-7	
Dichlorodifluoromethane	ND	ug/kg	17.5	3.8	1	06/11/21 18:27	06/14/21 18:26	75-71-8	
1,1-Dichloroethane	ND	ug/kg	8.7	3.6	1	06/11/21 18:27	06/14/21 18:26	75-34-3	
1,2-Dichloroethane	ND	ug/kg	8.7	5.8	1	06/11/21 18:27	06/14/21 18:26	107-06-2	
1,1-Dichloroethene	ND	ug/kg	8.7	3.6	1	06/11/21 18:27	06/14/21 18:26	75-35-4	
cis-1,2-Dichloroethene	ND	ug/kg	8.7	3.0	1	06/11/21 18:27	06/14/21 18:26	156-59-2	
trans-1,2-Dichloroethene	ND	ug/kg	8.7	3.1	1	06/11/21 18:27	06/14/21 18:26	156-60-5	
1,2-Dichloropropane	ND	ug/kg	8.7	2.6	1	06/11/21 18:27	06/14/21 18:26	78-87-5	
1,3-Dichloropropane	ND	ug/kg	8.7	2.7	1	06/11/21 18:27	06/14/21 18:26	142-28-9	

REPORT OF LABORATORY ANALYSIS

This report shall not be reproduced, except in full,
without the written consent of Pace Analytical Services, LLC.

Pace Analytical Services, LLC
9800 Kincey Ave. Suite 100
Huntersville, NC 28078
(704)875-9092

ANALYTICAL RESULTS

Project: CPC Huntersville/2020-L1-2448
Pace Project No.: 92543915

Sample: BA2 (18'-20') **Lab ID: 92543915004** Collected: 06/10/21 14:50 Received: 06/11/21 13:18 Matrix: Solid

Results reported on a "dry weight" basis and are adjusted for percent moisture, sample size and any dilutions.

Parameters	Results	Units	Report Limit	MDL	DF	Prepared	Analyzed	CAS No.	Qual
8260D/5035A/5030B Volatiles	Analytical Method: EPA 8260D Preparation Method: EPA 5035A/5030B Pace Analytical Services - Charlotte								
2,2-Dichloropropane	ND	ug/kg	8.7	2.8	1	06/11/21 18:27	06/14/21 18:26	594-20-7	
1,1-Dichloropropene	ND	ug/kg	8.7	4.2	1	06/11/21 18:27	06/14/21 18:26	563-58-6	
cis-1,3-Dichloropropene	ND	ug/kg	8.7	2.4	1	06/11/21 18:27	06/14/21 18:26	10061-01-5	
trans-1,3-Dichloropropene	ND	ug/kg	8.7	3.0	1	06/11/21 18:27	06/14/21 18:26	10061-02-6	
Diisopropyl ether	ND	ug/kg	8.7	2.4	1	06/11/21 18:27	06/14/21 18:26	108-20-3	
Ethylbenzene	ND	ug/kg	8.7	4.1	1	06/11/21 18:27	06/14/21 18:26	100-41-4	
Hexachloro-1,3-butadiene	ND	ug/kg	17.5	14.3	1	06/11/21 18:27	06/14/21 18:26	87-68-3	
2-Hexanone	ND	ug/kg	87.3	8.4	1	06/11/21 18:27	06/14/21 18:26	591-78-6	
Isopropylbenzene (Cumene)	ND	ug/kg	8.7	3.0	1	06/11/21 18:27	06/14/21 18:26	98-82-8	
p-Isopropyltoluene	ND	ug/kg	8.7	4.3	1	06/11/21 18:27	06/14/21 18:26	99-87-6	
Methylene Chloride	ND	ug/kg	34.9	23.9	1	06/11/21 18:27	06/14/21 18:26	75-09-2	
4-Methyl-2-pentanone (MIBK)	ND	ug/kg	87.3	8.4	1	06/11/21 18:27	06/14/21 18:26	108-10-1	
Methyl-tert-butyl ether	ND	ug/kg	8.7	3.3	1	06/11/21 18:27	06/14/21 18:26	1634-04-4	
Naphthalene	ND	ug/kg	8.7	4.6	1	06/11/21 18:27	06/14/21 18:26	91-20-3	
n-Propylbenzene	ND	ug/kg	8.7	3.1	1	06/11/21 18:27	06/14/21 18:26	103-65-1	
Styrene	ND	ug/kg	8.7	2.3	1	06/11/21 18:27	06/14/21 18:26	100-42-5	
1,1,1,2-Tetrachloroethane	ND	ug/kg	8.7	3.4	1	06/11/21 18:27	06/14/21 18:26	630-20-6	
1,1,2,2-Tetrachloroethane	ND	ug/kg	8.7	2.3	1	06/11/21 18:27	06/14/21 18:26	79-34-5	
Tetrachloroethene	ND	ug/kg	8.7	2.8	1	06/11/21 18:27	06/14/21 18:26	127-18-4	
Toluene	**28.2**	ug/kg	8.7	2.5	1	06/11/21 18:27	06/14/21 18:26	108-88-3	C7
1,2,3-Trichlorobenzene	ND	ug/kg	8.7	7.1	1	06/11/21 18:27	06/14/21 18:26	87-61-6	
1,2,4-Trichlorobenzene	ND	ug/kg	8.7	7.3	1	06/11/21 18:27	06/14/21 18:26	120-82-1	
1,1,1-Trichloroethane	ND	ug/kg	8.7	4.5	1	06/11/21 18:27	06/14/21 18:26	71-55-6	
1,1,2-Trichloroethane	ND	ug/kg	8.7	2.9	1	06/11/21 18:27	06/14/21 18:26	79-00-5	
Trichloroethene	ND	ug/kg	8.7	2.3	1	06/11/21 18:27	06/14/21 18:26	79-01-6	
Trichlorofluoromethane	ND	ug/kg	8.7	4.8	1	06/11/21 18:27	06/14/21 18:26	75-69-4	
1,2,3-Trichloropropane	ND	ug/kg	8.7	4.4	1	06/11/21 18:27	06/14/21 18:26	96-18-4	
1,2,4-Trimethylbenzene	ND	ug/kg	8.7	2.4	1	06/11/21 18:27	06/14/21 18:26	95-63-6	
1,3,5-Trimethylbenzene	ND	ug/kg	8.7	2.9	1	06/11/21 18:27	06/14/21 18:26	108-67-8	
Vinyl acetate	ND	ug/kg	87.3	6.4	1	06/11/21 18:27	06/14/21 18:26	108-05-4	
Vinyl chloride	ND	ug/kg	17.5	4.4	1	06/11/21 18:27	06/14/21 18:26	75-01-4	
Xylene (Total)	**15.1J**	ug/kg	17.5	5.0	1	06/11/21 18:27	06/14/21 18:26	1330-20-7	
m&p-Xylene	**15.1J**	ug/kg	17.5	6.0	1	06/11/21 18:27	06/14/21 18:26	179601-23-1	
o-Xylene	ND	ug/kg	8.7	3.9	1	06/11/21 18:27	06/14/21 18:26	95-47-6	
Surrogates									
Toluene-d8 (S)	102	%	70-130		1	06/11/21 18:27	06/14/21 18:26	2037-26-5	
4-Bromofluorobenzene (S)	102	%	69-134		1	06/11/21 18:27	06/14/21 18:26	460-00-4	
1,2-Dichloroethane-d4 (S)	116	%	70-130		1	06/11/21 18:27	06/14/21 18:26	17060-07-0	
Percent Moisture	Analytical Method: SW-846 Pace Analytical Services - Charlotte								
Percent Moisture	**24.9**	%	0.10	0.10	1		06/11/21 17:47		N2

REPORT OF LABORATORY ANALYSIS

This report shall not be reproduced, except in full,
without the written consent of Pace Analytical Services, LLC.

Pace Analytical Services, LLC
9800 Kincey Ave. Suite 100
Huntersville, NC 28078
(704)875-9092

ANALYTICAL RESULTS

Project: CPC Huntersville/2020-L1-2448
Pace Project No.: 92543915

Sample: BB3 (0.75'-2.00') **Lab ID: 92543915005** Collected: 06/10/21 16:30 Received: 06/11/21 13:18 Matrix: Solid

Results reported on a "dry weight" basis and are adjusted for percent moisture, sample size and any dilutions.

Parameters	Results	Units	Report Limit	MDL	DF	Prepared	Analyzed	CAS No.	Qual
VPH NC Soil	Analytical Method: MADEP VPH Preparation Method: MADEP VPH Pace Analytical Services - Charlotte								
Total VPH (C5-C12)	ND	mg/kg	4.8	4.8	1	06/14/21 12:46	06/14/21 21:08		N2
Aliphatic (C05-C08)	ND	mg/kg	4.8	4.8	1	06/14/21 12:46	06/14/21 21:08		N2
Aliphatic (C09-C12)	ND	mg/kg	4.8	4.8	1	06/14/21 12:46	06/14/21 21:08		N2
Aliphatic(C09-C12) Adjusted	ND	mg/kg	4.8	4.8	1	06/14/21 12:46	06/14/21 21:08		N2
Aromatic (C09-C10)	ND	mg/kg	4.8	4.8	1	06/14/21 12:46	06/14/21 21:08		N2
Surrogates									
4-Bromofluorobenzene (FID) (S)	99	%	70-130		1	06/14/21 12:46	06/14/21 21:08	460-00-4	
4-Bromofluorobenzene (PID) (S)	96	%	70-130		1	06/14/21 12:46	06/14/21 21:08	460-00-4	
8260D/5035A/5030B Volatiles	Analytical Method: EPA 8260D Preparation Method: EPA 5035A/5030B Pace Analytical Services - Charlotte								
Acetone	ND	ug/kg	209	67.2	1	06/11/21 18:27	06/14/21 18:08	67-64-1	
Benzene	ND	ug/kg	10.5	4.2	1	06/11/21 18:27	06/14/21 18:08	71-43-2	
Bromobenzene	ND	ug/kg	10.5	3.4	1	06/11/21 18:27	06/14/21 18:08	108-86-1	
Bromochloromethane	ND	ug/kg	10.5	3.1	1	06/11/21 18:27	06/14/21 18:08	74-97-5	
Bromodichloromethane	ND	ug/kg	10.5	4.0	1	06/11/21 18:27	06/14/21 18:08	75-27-4	v2
Bromoform	ND	ug/kg	10.5	3.7	1	06/11/21 18:27	06/14/21 18:08	75-25-2	
Bromomethane	ND	ug/kg	20.9	16.5	1	06/11/21 18:27	06/14/21 18:08	74-83-9	IK
2-Butanone (MEK)	ND	ug/kg	209	50.2	1	06/11/21 18:27	06/14/21 18:08	78-93-3	
n-Butylbenzene	ND	ug/kg	10.5	4.9	1	06/11/21 18:27	06/14/21 18:08	104-51-8	
sec-Butylbenzene	ND	ug/kg	10.5	4.6	1	06/11/21 18:27	06/14/21 18:08	135-98-8	
tert-Butylbenzene	ND	ug/kg	10.5	3.7	1	06/11/21 18:27	06/14/21 18:08	98-06-6	
Carbon tetrachloride	ND	ug/kg	10.5	3.9	1	06/11/21 18:27	06/14/21 18:08	56-23-5	
Chlorobenzene	ND	ug/kg	10.5	2.0	1	06/11/21 18:27	06/14/21 18:08	108-90-7	
Chloroethane	ND	ug/kg	20.9	8.1	1	06/11/21 18:27	06/14/21 18:08	75-00-3	
Chloroform	ND	ug/kg	10.5	6.4	1	06/11/21 18:27	06/14/21 18:08	67-66-3	
Chloromethane	ND	ug/kg	20.9	8.8	1	06/11/21 18:27	06/14/21 18:08	74-87-3	
2-Chlorotoluene	ND	ug/kg	10.5	3.7	1	06/11/21 18:27	06/14/21 18:08	95-49-8	
4-Chlorotoluene	ND	ug/kg	10.5	1.9	1	06/11/21 18:27	06/14/21 18:08	106-43-4	
1,2-Dibromo-3-chloropropane	ND	ug/kg	10.5	4.1	1	06/11/21 18:27	06/14/21 18:08	96-12-8	
Dibromochloromethane	ND	ug/kg	10.5	5.9	1	06/11/21 18:27	06/14/21 18:08	124-48-1	
1,2-Dibromoethane (EDB)	ND	ug/kg	10.5	4.6	1	06/11/21 18:27	06/14/21 18:08	106-93-4	
Dibromomethane	ND	ug/kg	10.5	2.2	1	06/11/21 18:27	06/14/21 18:08	74-95-3	
1,2-Dichlorobenzene	ND	ug/kg	10.5	3.8	1	06/11/21 18:27	06/14/21 18:08	95-50-1	
1,3-Dichlorobenzene	ND	ug/kg	10.5	3.2	1	06/11/21 18:27	06/14/21 18:08	541-73-1	
1,4-Dichlorobenzene	ND	ug/kg	10.5	2.7	1	06/11/21 18:27	06/14/21 18:08	106-46-7	
Dichlorodifluoromethane	ND	ug/kg	20.9	4.5	1	06/11/21 18:27	06/14/21 18:08	75-71-8	
1,1-Dichloroethane	ND	ug/kg	10.5	4.3	1	06/11/21 18:27	06/14/21 18:08	75-34-3	
1,2-Dichloroethane	ND	ug/kg	10.5	6.9	1	06/11/21 18:27	06/14/21 18:08	107-06-2	
1,1-Dichloroethene	ND	ug/kg	10.5	4.3	1	06/11/21 18:27	06/14/21 18:08	75-35-4	
cis-1,2-Dichloroethene	ND	ug/kg	10.5	3.6	1	06/11/21 18:27	06/14/21 18:08	156-59-2	
trans-1,2-Dichloroethene	ND	ug/kg	10.5	3.7	1	06/11/21 18:27	06/14/21 18:08	156-60-5	
1,2-Dichloropropane	ND	ug/kg	10.5	3.1	1	06/11/21 18:27	06/14/21 18:08	78-87-5	
1,3-Dichloropropane	ND	ug/kg	10.5	3.3	1	06/11/21 18:27	06/14/21 18:08	142-28-9	

REPORT OF LABORATORY ANALYSIS

This report shall not be reproduced, except in full,
without the written consent of Pace Analytical Services, LLC.

Pace Analytical Services, LLC
9800 Kincey Ave. Suite 100
Huntersville, NC 28078
(704)875-9092

ANALYTICAL RESULTS

Project: CPC Huntersville/2020-L1-2448
Pace Project No.: 92543915

Sample: BB3 (0.75'-2.00') **Lab ID: 92543915005** Collected: 06/10/21 16:30 Received: 06/11/21 13:18 Matrix: Solid

Results reported on a "dry weight" basis and are adjusted for percent moisture, sample size and any dilutions.

Parameters	Results	Units	Report Limit	MDL	DF	Prepared	Analyzed	CAS No.	Qual
8260D/5035A/5030B Volatiles	Analytical Method: EPA 8260D Preparation Method: EPA 5035A/5030B Pace Analytical Services - Charlotte								
2,2-Dichloropropane	ND	ug/kg	10.5	3.4	1	06/11/21 18:27	06/14/21 18:08	594-20-7	
1,1-Dichloropropene	ND	ug/kg	10.5	5.0	1	06/11/21 18:27	06/14/21 18:08	563-58-6	
cis-1,3-Dichloropropene	ND	ug/kg	10.5	2.8	1	06/11/21 18:27	06/14/21 18:08	10061-01-5	
trans-1,3-Dichloropropene	ND	ug/kg	10.5	3.6	1	06/11/21 18:27	06/14/21 18:08	10061-02-6	
Diisopropyl ether	ND	ug/kg	10.5	2.8	1	06/11/21 18:27	06/14/21 18:08	108-20-3	
Ethylbenzene	ND	ug/kg	10.5	4.9	1	06/11/21 18:27	06/14/21 18:08	100-41-4	
Hexachloro-1,3-butadiene	ND	ug/kg	20.9	17.1	1	06/11/21 18:27	06/14/21 18:08	87-68-3	
2-Hexanone	ND	ug/kg	105	10.1	1	06/11/21 18:27	06/14/21 18:08	591-78-6	
Isopropylbenzene (Cumene)	ND	ug/kg	10.5	3.6	1	06/11/21 18:27	06/14/21 18:08	98-82-8	
p-Isopropyltoluene	ND	ug/kg	10.5	5.1	1	06/11/21 18:27	06/14/21 18:08	99-87-6	
Methylene Chloride	ND	ug/kg	41.9	28.7	1	06/11/21 18:27	06/14/21 18:08	75-09-2	
4-Methyl-2-pentanone (MIBK)	ND	ug/kg	105	10.1	1	06/11/21 18:27	06/14/21 18:08	108-10-1	
Methyl-tert-butyl ether	ND	ug/kg	10.5	3.9	1	06/11/21 18:27	06/14/21 18:08	1634-04-4	
Naphthalene	ND	ug/kg	10.5	5.5	1	06/11/21 18:27	06/14/21 18:08	91-20-3	
n-Propylbenzene	ND	ug/kg	10.5	3.7	1	06/11/21 18:27	06/14/21 18:08	103-65-1	
Styrene	ND	ug/kg	10.5	2.8	1	06/11/21 18:27	06/14/21 18:08	100-42-5	
1,1,1,2-Tetrachloroethane	ND	ug/kg	10.5	4.0	1	06/11/21 18:27	06/14/21 18:08	630-20-6	
1,1,2,2-Tetrachloroethane	ND	ug/kg	10.5	2.8	1	06/11/21 18:27	06/14/21 18:08	79-34-5	
Tetrachloroethene	ND	ug/kg	10.5	3.3	1	06/11/21 18:27	06/14/21 18:08	127-18-4	
Toluene	**11.0**	ug/kg	10.5	3.0	1	06/11/21 18:27	06/14/21 18:08	108-88-3	C7
1,2,3-Trichlorobenzene	ND	ug/kg	10.5	8.5	1	06/11/21 18:27	06/14/21 18:08	87-61-6	
1,2,4-Trichlorobenzene	ND	ug/kg	10.5	8.8	1	06/11/21 18:27	06/14/21 18:08	120-82-1	
1,1,1-Trichloroethane	ND	ug/kg	10.5	5.4	1	06/11/21 18:27	06/14/21 18:08	71-55-6	
1,1,2-Trichloroethane	ND	ug/kg	10.5	3.5	1	06/11/21 18:27	06/14/21 18:08	79-00-5	
Trichloroethene	ND	ug/kg	10.5	2.7	1	06/11/21 18:27	06/14/21 18:08	79-01-6	
Trichlorofluoromethane	ND	ug/kg	10.5	5.8	1	06/11/21 18:27	06/14/21 18:08	75-69-4	
1,2,3-Trichloropropane	ND	ug/kg	10.5	5.3	1	06/11/21 18:27	06/14/21 18:08	96-18-4	
1,2,4-Trimethylbenzene	ND	ug/kg	10.5	2.9	1	06/11/21 18:27	06/14/21 18:08	95-63-6	
1,3,5-Trimethylbenzene	ND	ug/kg	10.5	3.5	1	06/11/21 18:27	06/14/21 18:08	108-67-8	
Vinyl acetate	ND	ug/kg	105	7.6	1	06/11/21 18:27	06/14/21 18:08	108-05-4	
Vinyl chloride	ND	ug/kg	20.9	5.3	1	06/11/21 18:27	06/14/21 18:08	75-01-4	
Xylene (Total)	ND	ug/kg	20.9	6.0	1	06/11/21 18:27	06/14/21 18:08	1330-20-7	
m&p-Xylene	ND	ug/kg	20.9	7.2	1	06/11/21 18:27	06/14/21 18:08	179601-23-1	
o-Xylene	ND	ug/kg	10.5	4.6	1	06/11/21 18:27	06/14/21 18:08	95-47-6	
Surrogates									
Toluene-d8 (S)	102	%	70-130		1	06/11/21 18:27	06/14/21 18:08	2037-26-5	
4-Bromofluorobenzene (S)	102	%	69-134		1	06/11/21 18:27	06/14/21 18:08	460-00-4	
1,2-Dichloroethane-d4 (S)	116	%	70-130		1	06/11/21 18:27	06/14/21 18:08	17060-07-0	
Percent Moisture	Analytical Method: SW-846 Pace Analytical Services - Charlotte								
Percent Moisture	**25.6**	%	0.10	0.10	1		06/11/21 17:47		N2

REPORT OF LABORATORY ANALYSIS

This report shall not be reproduced, except in full,
without the written consent of Pace Analytical Services, LLC.

Pace Analytical Services, LLC
9800 Kincey Ave. Suite 100
Huntersville, NC 28078
(704)875-9092

ANALYTICAL RESULTS

Project: CPC Huntersville/2020-L1-2448
Pace Project No.: 92543915

Sample: BB3 (32'-34') **Lab ID: 92543915006** Collected: 06/10/21 16:35 Received: 06/11/21 13:18 Matrix: Solid

Results reported on a "dry weight" basis and are adjusted for percent moisture, sample size and any dilutions.

Parameters	Results	Units	Report Limit	MDL	DF	Prepared	Analyzed	CAS No.	Qual
VPH NC Soil	Analytical Method: MADEP VPH Preparation Method: MADEP VPH Pace Analytical Services - Charlotte								
Total VPH (C5-C12)	ND	mg/kg	3.8	3.8	1	06/14/21 12:46	06/14/21 21:37		N2
Aliphatic (C05-C08)	ND	mg/kg	3.8	3.8	1	06/14/21 12:46	06/14/21 21:37		N2
Aliphatic (C09-C12)	ND	mg/kg	3.8	3.8	1	06/14/21 12:46	06/14/21 21:37		N2
Aliphatic(C09-C12) Adjusted	ND	mg/kg	3.8	3.8	1	06/14/21 12:46	06/14/21 21:37		N2
Aromatic (C09-C10)	ND	mg/kg	3.8	3.8	1	06/14/21 12:46	06/14/21 21:37		N2
Surrogates									
4-Bromofluorobenzene (FID) (S)	102	%	70-130		1	06/14/21 12:46	06/14/21 21:37	460-00-4	
4-Bromofluorobenzene (PID) (S)	99	%	70-130		1	06/14/21 12:46	06/14/21 21:37	460-00-4	
8260D/5035A/5030B Volatiles	Analytical Method: EPA 8260D Preparation Method: EPA 5035A/5030B Pace Analytical Services - Charlotte								
Acetone	ND	ug/kg	135	43.3	1	06/11/21 18:27	06/14/21 19:39	67-64-1	
Benzene	**64.8**	ug/kg	6.7	2.7	1	06/11/21 18:27	06/14/21 19:39	71-43-2	
Bromobenzene	ND	ug/kg	6.7	2.2	1	06/11/21 18:27	06/14/21 19:39	108-86-1	
Bromochloromethane	ND	ug/kg	6.7	2.0	1	06/11/21 18:27	06/14/21 19:39	74-97-5	
Bromodichloromethane	ND	ug/kg	6.7	2.6	1	06/11/21 18:27	06/14/21 19:39	75-27-4	v2
Bromoform	ND	ug/kg	6.7	2.4	1	06/11/21 18:27	06/14/21 19:39	75-25-2	
Bromomethane	ND	ug/kg	13.5	10.7	1	06/11/21 18:27	06/14/21 19:39	74-83-9	IK
2-Butanone (MEK)	**59.0J**	ug/kg	135	32.4	1	06/11/21 18:27	06/14/21 19:39	78-93-3	
n-Butylbenzene	ND	ug/kg	6.7	3.2	1	06/11/21 18:27	06/14/21 19:39	104-51-8	
sec-Butylbenzene	ND	ug/kg	6.7	3.0	1	06/11/21 18:27	06/14/21 19:39	135-98-8	
tert-Butylbenzene	ND	ug/kg	6.7	2.4	1	06/11/21 18:27	06/14/21 19:39	98-06-6	
Carbon tetrachloride	ND	ug/kg	6.7	2.5	1	06/11/21 18:27	06/14/21 19:39	56-23-5	
Chlorobenzene	ND	ug/kg	6.7	1.3	1	06/11/21 18:27	06/14/21 19:39	108-90-7	
Chloroethane	ND	ug/kg	13.5	5.2	1	06/11/21 18:27	06/14/21 19:39	75-00-3	
Chloroform	ND	ug/kg	6.7	4.1	1	06/11/21 18:27	06/14/21 19:39	67-66-3	
Chloromethane	ND	ug/kg	13.5	5.7	1	06/11/21 18:27	06/14/21 19:39	74-87-3	
2-Chlorotoluene	ND	ug/kg	6.7	2.4	1	06/11/21 18:27	06/14/21 19:39	95-49-8	
4-Chlorotoluene	ND	ug/kg	6.7	1.2	1	06/11/21 18:27	06/14/21 19:39	106-43-4	
1,2-Dibromo-3-chloropropane	ND	ug/kg	6.7	2.6	1	06/11/21 18:27	06/14/21 19:39	96-12-8	
Dibromochloromethane	ND	ug/kg	6.7	3.8	1	06/11/21 18:27	06/14/21 19:39	124-48-1	
1,2-Dibromoethane (EDB)	ND	ug/kg	6.7	3.0	1	06/11/21 18:27	06/14/21 19:39	106-93-4	
Dibromomethane	ND	ug/kg	6.7	1.4	1	06/11/21 18:27	06/14/21 19:39	74-95-3	
1,2-Dichlorobenzene	ND	ug/kg	6.7	2.4	1	06/11/21 18:27	06/14/21 19:39	95-50-1	
1,3-Dichlorobenzene	ND	ug/kg	6.7	2.1	1	06/11/21 18:27	06/14/21 19:39	541-73-1	
1,4-Dichlorobenzene	ND	ug/kg	6.7	1.8	1	06/11/21 18:27	06/14/21 19:39	106-46-7	
Dichlorodifluoromethane	ND	ug/kg	13.5	2.9	1	06/11/21 18:27	06/14/21 19:39	75-71-8	
1,1-Dichloroethane	ND	ug/kg	6.7	2.8	1	06/11/21 18:27	06/14/21 19:39	75-34-3	
1,2-Dichloroethane	ND	ug/kg	6.7	4.5	1	06/11/21 18:27	06/14/21 19:39	107-06-2	
1,1-Dichloroethene	ND	ug/kg	6.7	2.8	1	06/11/21 18:27	06/14/21 19:39	75-35-4	
cis-1,2-Dichloroethene	ND	ug/kg	6.7	2.3	1	06/11/21 18:27	06/14/21 19:39	156-59-2	
trans-1,2-Dichloroethene	ND	ug/kg	6.7	2.4	1	06/11/21 18:27	06/14/21 19:39	156-60-5	
1,2-Dichloropropane	ND	ug/kg	6.7	2.0	1	06/11/21 18:27	06/14/21 19:39	78-87-5	
1,3-Dichloropropane	ND	ug/kg	6.7	2.1	1	06/11/21 18:27	06/14/21 19:39	142-28-9	

REPORT OF LABORATORY ANALYSIS

This report shall not be reproduced, except in full,
without the written consent of Pace Analytical Services, LLC.

Pace Analytical Services, LLC
9800 Kincey Ave. Suite 100
Huntersville, NC 28078
(704)875-9092

ANALYTICAL RESULTS

Project: CPC Huntersville/2020-L1-2448
Pace Project No.: 92543915

Sample: BB3 (32'-34') **Lab ID: 92543915006** Collected: 06/10/21 16:35 Received: 06/11/21 13:18 Matrix: Solid

Results reported on a "dry weight" basis and are adjusted for percent moisture, sample size and any dilutions.

Parameters	Results	Units	Report Limit	MDL	DF	Prepared	Analyzed	CAS No.	Qual
8260D/5035A/5030B Volatiles	Analytical Method: EPA 8260D Preparation Method: EPA 5035A/5030B Pace Analytical Services - Charlotte								
2,2-Dichloropropane	ND	ug/kg	6.7	2.2	1	06/11/21 18:27	06/14/21 19:39	594-20-7	
1,1-Dichloropropene	ND	ug/kg	6.7	3.2	1	06/11/21 18:27	06/14/21 19:39	563-58-6	
cis-1,3-Dichloropropene	ND	ug/kg	6.7	1.8	1	06/11/21 18:27	06/14/21 19:39	10061-01-5	
trans-1,3-Dichloropropene	ND	ug/kg	6.7	2.3	1	06/11/21 18:27	06/14/21 19:39	10061-02-6	
Diisopropyl ether	**22.9**	ug/kg	6.7	1.8	1	06/11/21 18:27	06/14/21 19:39	108-20-3	
Ethylbenzene	**30.2**	ug/kg	6.7	3.1	1	06/11/21 18:27	06/14/21 19:39	100-41-4	
Hexachloro-1,3-butadiene	ND	ug/kg	13.5	11.0	1	06/11/21 18:27	06/14/21 19:39	87-68-3	
2-Hexanone	ND	ug/kg	67.4	6.5	1	06/11/21 18:27	06/14/21 19:39	591-78-6	
Isopropylbenzene (Cumene)	ND	ug/kg	6.7	2.3	1	06/11/21 18:27	06/14/21 19:39	98-82-8	
p-Isopropyltoluene	ND	ug/kg	6.7	3.3	1	06/11/21 18:27	06/14/21 19:39	99-87-6	
Methylene Chloride	ND	ug/kg	27.0	18.5	1	06/11/21 18:27	06/14/21 19:39	75-09-2	
4-Methyl-2-pentanone (MIBK)	ND	ug/kg	67.4	6.5	1	06/11/21 18:27	06/14/21 19:39	108-10-1	
Methyl-tert-butyl ether	ND	ug/kg	6.7	2.5	1	06/11/21 18:27	06/14/21 19:39	1634-04-4	
Naphthalene	**32.3**	ug/kg	6.7	3.5	1	06/11/21 18:27	06/14/21 19:39	91-20-3	
n-Propylbenzene	ND	ug/kg	6.7	2.4	1	06/11/21 18:27	06/14/21 19:39	103-65-1	
Styrene	ND	ug/kg	6.7	1.8	1	06/11/21 18:27	06/14/21 19:39	100-42-5	
1,1,1,2-Tetrachloroethane	ND	ug/kg	6.7	2.6	1	06/11/21 18:27	06/14/21 19:39	630-20-6	
1,1,2,2-Tetrachloroethane	ND	ug/kg	6.7	1.8	1	06/11/21 18:27	06/14/21 19:39	79-34-5	
Tetrachloroethene	ND	ug/kg	6.7	2.1	1	06/11/21 18:27	06/14/21 19:39	127-18-4	
Toluene	**232**	ug/kg	6.7	1.9	1	06/11/21 18:27	06/14/21 19:39	108-88-3	
1,2,3-Trichlorobenzene	ND	ug/kg	6.7	5.4	1	06/11/21 18:27	06/14/21 19:39	87-61-6	
1,2,4-Trichlorobenzene	ND	ug/kg	6.7	5.7	1	06/11/21 18:27	06/14/21 19:39	120-82-1	
1,1,1-Trichloroethane	ND	ug/kg	6.7	3.5	1	06/11/21 18:27	06/14/21 19:39	71-55-6	
1,1,2-Trichloroethane	ND	ug/kg	6.7	2.2	1	06/11/21 18:27	06/14/21 19:39	79-00-5	
Trichloroethene	ND	ug/kg	6.7	1.7	1	06/11/21 18:27	06/14/21 19:39	79-01-6	
Trichlorofluoromethane	ND	ug/kg	6.7	3.7	1	06/11/21 18:27	06/14/21 19:39	75-69-4	
1,2,3-Trichloropropane	ND	ug/kg	6.7	3.4	1	06/11/21 18:27	06/14/21 19:39	96-18-4	
1,2,4-Trimethylbenzene	**74.1**	ug/kg	6.7	1.8	1	06/11/21 18:27	06/14/21 19:39	95-63-6	
1,3,5-Trimethylbenzene	**19.7**	ug/kg	6.7	2.3	1	06/11/21 18:27	06/14/21 19:39	108-67-8	
Vinyl acetate	ND	ug/kg	67.4	4.9	1	06/11/21 18:27	06/14/21 19:39	108-05-4	
Vinyl chloride	ND	ug/kg	13.5	3.4	1	06/11/21 18:27	06/14/21 19:39	75-01-4	
Xylene (Total)	**184**	ug/kg	13.5	3.8	1	06/11/21 18:27	06/14/21 19:39	1330-20-7	
m&p-Xylene	**124**	ug/kg	13.5	4.6	1	06/11/21 18:27	06/14/21 19:39	179601-23-1	
o-Xylene	**59.8**	ug/kg	6.7	3.0	1	06/11/21 18:27	06/14/21 19:39	95-47-6	
Surrogates									
Toluene-d8 (S)	101	%	70-130		1	06/11/21 18:27	06/14/21 19:39	2037-26-5	
4-Bromofluorobenzene (S)	102	%	69-134		1	06/11/21 18:27	06/14/21 19:39	460-00-4	
1,2-Dichloroethane-d4 (S)	116	%	70-130		1	06/11/21 18:27	06/14/21 19:39	17060-07-0	
Percent Moisture	Analytical Method: SW-846 Pace Analytical Services - Charlotte								
Percent Moisture	**15.4**	%	0.10	0.10	1		06/11/21 17:47		N2

REPORT OF LABORATORY ANALYSIS

This report shall not be reproduced, except in full,
without the written consent of Pace Analytical Services, LLC.

Pace Analytical Services, LLC
9800 Kincey Ave. Suite 100
Huntersville, NC 28078
(704)875-9092

QUALITY CONTROL DATA

Project: CPC Huntersville/2020-L1-2448
Pace Project No.: 92543915

QC Batch: 626950 | Analysis Method: MADEP VPH
QC Batch Method: MADEP VPH | Analysis Description: VPH NC Soil
Laboratory: Pace Analytical Services - Charlotte
Associated Lab Samples: 92543915001, 92543915002, 92543915003, 92543915004, 92543915005, 92543915006

METHOD BLANK: 3296369 Matrix: Solid
Associated Lab Samples: 92543915001, 92543915002, 92543915003, 92543915004, 92543915005, 92543915006

Parameter	Units	Blank Result	Reporting Limit	MDL	Analyzed	Qualifiers
Aliphatic (C05-C08)	mg/kg	ND	2.5	2.5	06/14/21 14:56	N2
Aliphatic (C09-C12)	mg/kg	ND	2.5	2.5	06/14/21 14:56	N2
Aromatic (C09-C10)	mg/kg	ND	2.5	2.5	06/14/21 14:56	N2
4-Bromofluorobenzene (FID) (S)	%	105	70-130		06/14/21 14:56	
4-Bromofluorobenzene (PID) (S)	%	103	70-130		06/14/21 14:56	

LABORATORY CONTROL SAMPLE & LCSD: 3296370 3296371

Parameter	Units	Spike Conc.	LCS Result	LCSD Result	LCS % Rec	LCSD % Rec	% Rec Limits	RPD	Max RPD	Qualifiers
Aliphatic (C05-C08)	mg/kg	15.2	13.2	12.7	87	84	70-130	4	25	N2
Aliphatic (C09-C12)	mg/kg	15.2	17.9	17.2	118	114	70-130	4	25	N2
Aromatic (C09-C10)	mg/kg	5.1	5.8	5.6	114	110	70-130	4	25	N2
4-Bromofluorobenzene (FID) (S)	%				107	101	70-130			
4-Bromofluorobenzene (PID) (S)	%				102	98	70-130			

Results presented on this page are in the units indicated by the "Units" column except where an alternate unit is presented to the right of the result.

REPORT OF LABORATORY ANALYSIS

This report shall not be reproduced, except in full,
without the written consent of Pace Analytical Services, LLC.

Pace Analytical Services, LLC
9800 Kincey Ave. Suite 100
Huntersville, NC 28078
(704)875-9092

QUALITY CONTROL DATA

Project: CPC Huntersville/2020-L1-2448
Pace Project No.: 92543915

QC Batch: 626663 | Analysis Method: EPA 8260D
QC Batch Method: EPA 5035A/5030B | Analysis Description: 8260D 5035A 5030B
Laboratory: Pace Analytical Services - Charlotte
Associated Lab Samples: 92543915001, 92543915002, 92543915003, 92543915004, 92543915005, 92543915006

METHOD BLANK: 3295146 Matrix: Solid
Associated Lab Samples: 92543915001, 92543915002, 92543915003, 92543915004, 92543915005, 92543915006

Parameter	Units	Blank Result	Reporting Limit	MDL	Analyzed	Qualifiers
1,1,1,2-Tetrachloroethane	ug/kg	ND	5.0	1.9	06/14/21 13:54	
1,1,1-Trichloroethane	ug/kg	ND	5.0	2.6	06/14/21 13:54	
1,1,2,2-Tetrachloroethane	ug/kg	ND	5.0	1.3	06/14/21 13:54	
1,1,2-Trichloroethane	ug/kg	ND	5.0	1.7	06/14/21 13:54	
1,1-Dichloroethane	ug/kg	ND	5.0	2.1	06/14/21 13:54	
1,1-Dichloroethene	ug/kg	ND	5.0	2.1	06/14/21 13:54	
1,1-Dichloropropene	ug/kg	ND	5.0	2.4	06/14/21 13:54	
1,2,3-Trichlorobenzene	ug/kg	ND	5.0	4.0	06/14/21 13:54	
1,2,3-Trichloropropane	ug/kg	ND	5.0	2.5	06/14/21 13:54	
1,2,4-Trichlorobenzene	ug/kg	ND	5.0	4.2	06/14/21 13:54	
1,2,4-Trimethylbenzene	ug/kg	ND	5.0	1.4	06/14/21 13:54	
1,2-Dibromo-3-chloropropane	ug/kg	ND	5.0	1.9	06/14/21 13:54	
1,2-Dibromoethane (EDB)	ug/kg	ND	5.0	2.2	06/14/21 13:54	
1,2-Dichlorobenzene	ug/kg	ND	5.0	1.8	06/14/21 13:54	
1,2-Dichloroethane	ug/kg	ND	5.0	3.3	06/14/21 13:54	
1,2-Dichloropropane	ug/kg	ND	5.0	1.5	06/14/21 13:54	
1,3,5-Trimethylbenzene	ug/kg	ND	5.0	1.7	06/14/21 13:54	
1,3-Dichlorobenzene	ug/kg	ND	5.0	1.6	06/14/21 13:54	
1,3-Dichloropropane	ug/kg	ND	5.0	1.6	06/14/21 13:54	
1,4-Dichlorobenzene	ug/kg	ND	5.0	1.3	06/14/21 13:54	
2,2-Dichloropropane	ug/kg	ND	5.0	1.6	06/14/21 13:54	
2-Butanone (MEK)	ug/kg	ND	100	24.0	06/14/21 13:54	
2-Chlorotoluene	ug/kg	ND	5.0	1.8	06/14/21 13:54	
2-Hexanone	ug/kg	ND	50.0	4.8	06/14/21 13:54	
4-Chlorotoluene	ug/kg	ND	5.0	0.88	06/14/21 13:54	
4-Methyl-2-pentanone (MIBK)	ug/kg	ND	50.0	4.8	06/14/21 13:54	
Acetone	ug/kg	ND	100	32.1	06/14/21 13:54	
Benzene	ug/kg	ND	5.0	2.0	06/14/21 13:54	
Bromobenzene	ug/kg	ND	5.0	1.6	06/14/21 13:54	
Bromochloromethane	ug/kg	ND	5.0	1.5	06/14/21 13:54	
Bromodichloromethane	ug/kg	ND	5.0	1.9	06/14/21 13:54	v2
Bromoform	ug/kg	ND	5.0	1.8	06/14/21 13:54	
Bromomethane	ug/kg	ND	10.0	7.9	06/14/21 13:54	IK
Carbon tetrachloride	ug/kg	ND	5.0	1.9	06/14/21 13:54	
Chlorobenzene	ug/kg	ND	5.0	0.96	06/14/21 13:54	
Chloroethane	ug/kg	ND	10.0	3.9	06/14/21 13:54	
Chloroform	ug/kg	ND	5.0	3.0	06/14/21 13:54	
Chloromethane	ug/kg	ND	10.0	4.2	06/14/21 13:54	
cis-1,2-Dichloroethene	ug/kg	ND	5.0	1.7	06/14/21 13:54	
cis-1,3-Dichloropropene	ug/kg	ND	5.0	1.4	06/14/21 13:54	

Results presented on this page are in the units indicated by the "Units" column except where an alternate unit is presented to the right of the result.

REPORT OF LABORATORY ANALYSIS

This report shall not be reproduced, except in full,
without the written consent of Pace Analytical Services, LLC.

Pace Analytical Services, LLC
9800 Kincey Ave. Suite 100
Huntersville, NC 28078
(704)875-9092

QUALITY CONTROL DATA

Project: CPC Huntersville/2020-L1-2448
Pace Project No.: 92543915

METHOD BLANK: 3295146 Matrix: Solid
Associated Lab Samples: 92543915001, 92543915002, 92543915003, 92543915004, 92543915005, 92543915006

Parameter	Units	Blank Result	Reporting Limit	MDL	Analyzed	Qualifiers
Dibromochloromethane	ug/kg	ND	5.0	2.8	06/14/21 13:54	
Dibromomethane	ug/kg	ND	5.0	1.1	06/14/21 13:54	
Dichlorodifluoromethane	ug/kg	ND	10.0	2.2	06/14/21 13:54	
Diisopropyl ether	ug/kg	ND	5.0	1.4	06/14/21 13:54	
Ethylbenzene	ug/kg	ND	5.0	2.3	06/14/21 13:54	
Hexachloro-1,3-butadiene	ug/kg	ND	10.0	8.2	06/14/21 13:54	
Isopropylbenzene (Cumene)	ug/kg	ND	5.0	1.7	06/14/21 13:54	
m&p-Xylene	ug/kg	ND	10.0	3.4	06/14/21 13:54	
Methyl-tert-butyl ether	ug/kg	ND	5.0	1.9	06/14/21 13:54	
Methylene Chloride	ug/kg	ND	20.0	13.7	06/14/21 13:54	
n-Butylbenzene	ug/kg	ND	5.0	2.4	06/14/21 13:54	
n-Propylbenzene	ug/kg	ND	5.0	1.8	06/14/21 13:54	
Naphthalene	ug/kg	ND	5.0	2.6	06/14/21 13:54	
o-Xylene	ug/kg	ND	5.0	2.2	06/14/21 13:54	
p-Isopropyltoluene	ug/kg	ND	5.0	2.5	06/14/21 13:54	
sec-Butylbenzene	ug/kg	ND	5.0	2.2	06/14/21 13:54	
Styrene	ug/kg	ND	5.0	1.3	06/14/21 13:54	
tert-Butylbenzene	ug/kg	ND	5.0	1.8	06/14/21 13:54	
Tetrachloroethene	ug/kg	ND	5.0	1.6	06/14/21 13:54	
Toluene	ug/kg	ND	5.0	1.4	06/14/21 13:54	
trans-1,2-Dichloroethene	ug/kg	ND	5.0	1.8	06/14/21 13:54	
trans-1,3-Dichloropropene	ug/kg	ND	5.0	1.7	06/14/21 13:54	
Trichloroethene	ug/kg	ND	5.0	1.3	06/14/21 13:54	
Trichlorofluoromethane	ug/kg	ND	5.0	2.8	06/14/21 13:54	
Vinyl acetate	ug/kg	ND	50.0	3.6	06/14/21 13:54	
Vinyl chloride	ug/kg	ND	10.0	2.5	06/14/21 13:54	
Xylene (Total)	ug/kg	ND	10.0	2.8	06/14/21 13:54	
1,2-Dichloroethane-d4 (S)	%	116	70-130		06/14/21 13:54	
4-Bromofluorobenzene (S)	%	102	69-134		06/14/21 13:54	
Toluene-d8 (S)	%	102	70-130		06/14/21 13:54	

LABORATORY CONTROL SAMPLE: 3295147

Parameter	Units	Spike Conc.	LCS Result	LCS % Rec	% Rec Limits	Qualifiers
1,1,1,2-Tetrachloroethane	ug/kg	1250	1170	94	70-130	
1,1,1-Trichloroethane	ug/kg	1250	1080	86	70-130	
1,1,2,2-Tetrachloroethane	ug/kg	1250	1040	83	70-130	
1,1,2-Trichloroethane	ug/kg	1250	1050	84	70-130	
1,1-Dichloroethane	ug/kg	1250	1190	95	70-130	
1,1-Dichloroethene	ug/kg	1250	1230	98	70-130	
1,1-Dichloropropene	ug/kg	1250	1160	93	70-130	
1,2,3-Trichlorobenzene	ug/kg	1250	1160	93	65-130	
1,2,3-Trichloropropane	ug/kg	1250	1140	91	70-130	
1,2,4-Trichlorobenzene	ug/kg	1250	1190	95	68-130	

Results presented on this page are in the units indicated by the "Units" column except where an alternate unit is presented to the right of the result.

REPORT OF LABORATORY ANALYSIS

This report shall not be reproduced, except in full,
without the written consent of Pace Analytical Services, LLC.

Pace Analytical Services, LLC
9800 Kincey Ave. Suite 100
Huntersville, NC 28078
(704)875-9092

QUALITY CONTROL DATA

Project: CPC Huntersville/2020-L1-2448
Pace Project No.: 92543915

LABORATORY CONTROL SAMPLE: 3295147

Parameter	Units	Spike Conc.	LCS Result	LCS % Rec	% Rec Limits	Qualifiers
1,2,4-Trimethylbenzene	ug/kg	1250	1160	93	70-130	
1,2-Dibromo-3-chloropropane	ug/kg	1250	1100	88	70-130	
1,2-Dibromoethane (EDB)	ug/kg	1250	1150	92	70-130	
1,2-Dichlorobenzene	ug/kg	1250	1150	92	70-130	
1,2-Dichloroethane	ug/kg	1250	1110	89	63-130	
1,2-Dichloropropane	ug/kg	1250	1140	92	70-130	
1,3,5-Trimethylbenzene	ug/kg	1250	1140	91	70-130	
1,3-Dichlorobenzene	ug/kg	1250	1130	91	70-130	
1,3-Dichloropropane	ug/kg	1250	1160	93	70-130	
1,4-Dichlorobenzene	ug/kg	1250	1150	92	70-130	
2,2-Dichloropropane	ug/kg	1250	1110	89	66-130	
2-Butanone (MEK)	ug/kg	2500	2300	92	70-130	
2-Chlorotoluene	ug/kg	1250	1200	96	70-130	
2-Hexanone	ug/kg	2500	2290	91	70-130	
4-Chlorotoluene	ug/kg	1250	1140	91	70-130	
4-Methyl-2-pentanone (MIBK)	ug/kg	2500	2310	92	70-130	
Acetone	ug/kg	2500	2260	90	69-130	
Benzene	ug/kg	1250	1150	92	70-130	
Bromobenzene	ug/kg	1250	1180	94	70-130	
Bromochloromethane	ug/kg	1250	1170	94	70-130	
Bromodichloromethane	ug/kg	1250	985	79	69-130	v3
Bromoform	ug/kg	1250	1160	93	70-130	
Bromomethane	ug/kg	1250	1370	109	52-130	IK
Carbon tetrachloride	ug/kg	1250	1160	93	70-130	
Chlorobenzene	ug/kg	1250	1170	93	70-130	
Chloroethane	ug/kg	1250	1130	90	65-130	
Chloroform	ug/kg	1250	1220	97	70-130	
Chloromethane	ug/kg	1250	1060	85	55-130	
cis-1,2-Dichloroethene	ug/kg	1250	1130	90	70-130	
cis-1,3-Dichloropropene	ug/kg	1250	1160	93	70-130	
Dibromochloromethane	ug/kg	1250	1210	97	70-130	
Dibromomethane	ug/kg	1250	1170	94	70-130	
Dichlorodifluoromethane	ug/kg	1250	1110	89	45-156	
Diisopropyl ether	ug/kg	1250	1120	89	70-130	
Ethylbenzene	ug/kg	1250	1270	102	70-130	
Hexachloro-1,3-butadiene	ug/kg	1250	1280	103	66-130	
Isopropylbenzene (Cumene)	ug/kg	1250	1180	95	70-130	
m&p-Xylene	ug/kg	2500	2360	94	70-130	
Methyl-tert-butyl ether	ug/kg	1250	1100	88	70-130	
Methylene Chloride	ug/kg	1250	1220	97	65-130	
n-Butylbenzene	ug/kg	1250	1210	97	67-130	
n-Propylbenzene	ug/kg	1250	1180	95	70-130	
Naphthalene	ug/kg	1250	1110	88	70-130	
o-Xylene	ug/kg	1250	1190	95	70-130	
p-Isopropyltoluene	ug/kg	1250	1160	93	67-130	
sec-Butylbenzene	ug/kg	1250	1150	92	69-130	
Styrene	ug/kg	1250	1190	95	70-130	

Results presented on this page are in the units indicated by the "Units" column except where an alternate unit is presented to the right of the result.

REPORT OF LABORATORY ANALYSIS

This report shall not be reproduced, except in full,
without the written consent of Pace Analytical Services, LLC.

Pace Analytical Services, LLC
9800 Kincey Ave. Suite 100
Huntersville, NC 28078
(704)875-9092

QUALITY CONTROL DATA

Project: CPC Huntersville/2020-L1-2448
Pace Project No.: 92543915

LABORATORY CONTROL SAMPLE: 3295147

Parameter	Units	Spike Conc.	LCS Result	LCS % Rec	% Rec Limits	Qualifiers
tert-Butylbenzene	ug/kg	1250	1160	93	67-130	
Tetrachloroethene	ug/kg	1250	1150	92	70-130	
Toluene	ug/kg	1250	1110	89	70-130	
trans-1,2-Dichloroethene	ug/kg	1250	1180	95	70-130	
trans-1,3-Dichloropropene	ug/kg	1250	1160	92	68-130	
Trichloroethene	ug/kg	1250	1180	95	70-130	
Trichlorofluoromethane	ug/kg	1250	1130	90	70-130	
Vinyl acetate	ug/kg	2500	2510	100	70-130	
Vinyl chloride	ug/kg	1250	1120	89	61-130	
Xylene (Total)	ug/kg	3750	3550	95	70-130	
1,2-Dichloroethane-d4 (S)	%			100	70-130	
4-Bromofluorobenzene (S)	%			100	69-134	
Toluene-d8 (S)	%			100	70-130	

MATRIX SPIKE & MATRIX SPIKE DUPLICATE: 3295148 3295149

Parameter	Units	92543942004 Result	MS Spike Conc.	MSD Spike Conc.	MS Result	MSD Result	MS % Rec	MSD % Rec	% Rec Limits	RPD	Max RPD	Qual
1,1,1,2-Tetrachloroethane	ug/kg	ND	791	791	827	804	105	102	70-131	3	30	
1,1,1-Trichloroethane	ug/kg	ND	791	791	849	856	107	108	65-133	1	30	
1,1,2,2-Tetrachloroethane	ug/kg	ND	791	791	792	756	100	95	66-130	5	30	
1,1,2-Trichloroethane	ug/kg	ND	791	791	765	762	97	96	66-133	0	30	
1,1-Dichloroethane	ug/kg	ND	791	791	928	932	117	118	65-130	0	30	
1,1-Dichloroethene	ug/kg	ND	791	791	1040	1020	131	129	10-158	2	30	
1,1-Dichloropropene	ug/kg	ND	791	791	956	940	121	119	68-133	2	30	
1,2,3-Trichlorobenzene	ug/kg	ND	791	791	782	721	99	91	27-138	8	30	
1,2,3-Trichloropropane	ug/kg	ND	791	791	727	688	92	87	67-130	6	30	
1,2,4-Trichlorobenzene	ug/kg	ND	791	791	787	751	99	95	51-134	5	30	
1,2,4-Trimethylbenzene	ug/kg	ND	791	791	821	812	104	103	63-136	1	30	
1,2-Dibromo-3-chloropropane	ug/kg	ND	791	791	625	572	79	72	32-130	9	30	
1,2-Dibromoethane (EDB)	ug/kg	ND	791	791	862	840	109	106	70-130	3	30	
1,2-Dichlorobenzene	ug/kg	ND	791	791	827	819	104	103	69-130	1	30	
1,2-Dichloroethane	ug/kg	ND	791	791	922	912	117	115	59-130	1	30	
1,2-Dichloropropane	ug/kg	ND	791	791	887	885	112	112	70-130	0	30	
1,3,5-Trimethylbenzene	ug/kg	ND	791	791	745	726	94	92	65-137	3	30	
1,3-Dichlorobenzene	ug/kg	ND	791	791	844	822	107	104	70-130	3	30	
1,3-Dichloropropane	ug/kg	ND	791	791	920	898	116	113	70-130	2	30	
1,4-Dichlorobenzene	ug/kg	ND	791	791	825	815	104	103	68-130	1	30	
2,2-Dichloropropane	ug/kg	ND	791	791	354	353	45	45	32-130	0	30	
2-Butanone (MEK)	ug/kg	ND	1580	1580	1530	1450	97	92	10-136	5	30	
2-Chlorotoluene	ug/kg	ND	791	791	826	812	104	103	69-141	2	30	
2-Hexanone	ug/kg	ND	1580	1580	1560	1480	98	94	10-144	5	30	
4-Chlorotoluene	ug/kg	ND	791	791	811	778	102	98	70-132	4	30	
4-Methyl-2-pentanone (MIBK)	ug/kg	ND	1580	1580	1550	1510	98	95	25-143	2	30	

Results presented on this page are in the units indicated by the "Units" column except where an alternate unit is presented to the right of the result.

REPORT OF LABORATORY ANALYSIS

This report shall not be reproduced, except in full,
without the written consent of Pace Analytical Services, LLC.

Pace Analytical Services, LLC
9800 Kincey Ave. Suite 100
Huntersville, NC 28078
(704)875-9092

QUALITY CONTROL DATA

Project: CPC Huntersville/2020-L1-2448
Pace Project No.: 92543915

MATRIX SPIKE & MATRIX SPIKE DUPLICATE: 3295148 3295149

Parameter	Units	92543942004 Result	MS Spike Conc.	MSD Spike Conc.	MS Result	MSD Result	MS % Rec	MSD % Rec	% Rec Limits	RPD	Max RPD	Qual
Acetone	ug/kg	ND	1580	1580	1530	1560	96	98	10-130	2	30	
Benzene	ug/kg	ND	791	791	872	879	110	111	67-130	1	30	
Bromobenzene	ug/kg	ND	791	791	836	832	106	105	70-130	0	30	
Bromochloromethane	ug/kg	ND	791	791	865	864	109	109	69-134	0	30	
Bromodichloromethane	ug/kg	ND	791	791	681	682	86	86	64-130	0	30	
Bromoform	ug/kg	ND	791	791	696	646	88	82	62-130	7	30	
Bromomethane	ug/kg	ND	791	791	946	888	120	112	20-176	6	30	IK,v1
Carbon tetrachloride	ug/kg	ND	791	791	809	791	102	100	65-140	2	30	
Chlorobenzene	ug/kg	ND	791	791	930	916	117	116	70-130	2	30	
Chloroethane	ug/kg	ND	791	791	195	203	25	26	10-130	4	30	
Chloroform	ug/kg	ND	791	791	861	851	109	107	63-130	1	30	
Chloromethane	ug/kg	ND	791	791	1040	1060	131	135	58-130	3	30	M1
cis-1,2-Dichloroethene	ug/kg	ND	791	791	921	940	116	119	66-130	2	30	
cis-1,3-Dichloropropene	ug/kg	ND	791	791	659	648	83	82	67-130	2	30	
Dibromochloromethane	ug/kg	ND	791	791	779	745	98	94	67-130	5	30	
Dibromomethane	ug/kg	ND	791	791	816	825	103	104	63-131	1	30	
Dichlorodifluoromethane	ug/kg	ND	791	791	1040	1010	131	128	44-180	2	30	
Diisopropyl ether	ug/kg	ND	791	791	836	854	106	108	63-130	2	30	
Ethylbenzene	ug/kg	ND	791	791	865	851	109	107	66-130	2	30	
Hexachloro-1,3-butadiene	ug/kg	ND	791	791	857	801	108	101	64-150	7	30	
Isopropylbenzene (Cumene)	ug/kg	ND	791	791	911	875	115	111	69-135	4	30	
m&p-Xylene	ug/kg	ND	1580	1580	1750	1680	111	106	60-133	4	30	
Methyl-tert-butyl ether	ug/kg	ND	791	791	865	863	109	109	65-130	0	30	
Methylene Chloride	ug/kg	ND	791	791	1090	1150	138	145	61-130	5	30	M1
n-Butylbenzene	ug/kg	ND	791	791	774	727	98	92	65-140	6	30	
n-Propylbenzene	ug/kg	ND	791	791	783	771	99	97	67-140	2	30	
Naphthalene	ug/kg	ND	791	791	698	653	88	83	15-145	7	30	
o-Xylene	ug/kg	ND	791	791	856	821	108	104	66-133	4	30	
p-Isopropyltoluene	ug/kg	ND	791	791	790	747	100	94	56-147	6	30	
sec-Butylbenzene	ug/kg	ND	791	791	818	795	103	100	65-139	3	30	
Styrene	ug/kg	ND	791	791	845	802	107	101	70-132	5	30	
tert-Butylbenzene	ug/kg	ND	791	791	640	631	81	80	62-135	1	30	
Tetrachloroethene	ug/kg	ND	791	791	907	859	115	109	70-135	5	30	
Toluene	ug/kg	7.8J	791	791	831	830	104	104	67-130	0	30	
trans-1,2-Dichloroethene	ug/kg	ND	791	791	941	917	119	116	69-130	3	30	
trans-1,3-Dichloropropene	ug/kg	ND	791	791	646	640	82	81	62-130	1	30	
Trichloroethene	ug/kg	ND	791	791	916	894	116	113	70-135	2	30	
Trichlorofluoromethane	ug/kg	ND	791	791	342	342	43	43	10-130	0	30	
Vinyl acetate	ug/kg	ND	1580	1580	997	1270	63	80	53-130	24	30	
Vinyl chloride	ug/kg	ND	791	791	946	944	120	119	61-148	0	30	
Xylene (Total)	ug/kg	ND	2380	2380	2610	2500	110	105	63-132	4	30	
1,2-Dichloroethane-d4 (S)	%						112	111	70-130			
4-Bromofluorobenzene (S)	%						102	100	69-134			
Toluene-d8 (S)	%						101	102	70-130			

Results presented on this page are in the units indicated by the "Units" column except where an alternate unit is presented to the right of the result.

REPORT OF LABORATORY ANALYSIS

This report shall not be reproduced, except in full,
without the written consent of Pace Analytical Services, LLC.

Pace Analytical Services, LLC
9800 Kincey Ave. Suite 100
Huntersville, NC 28078
(704)875-9092

QUALITY CONTROL DATA

Project: CPC Huntersville/2020-L1-2448
Pace Project No.: 92543915

QC Batch: 626657
QC Batch Method: SW-846
Analysis Method: SW-846
Analysis Description: Dry Weight/Percent Moisture
Laboratory: Pace Analytical Services - Charlotte
Associated Lab Samples: 92543915001, 92543915002, 92543915003, 92543915004, 92543915005, 92543915006

SAMPLE DUPLICATE: 3295131

Parameter	Units	92543915001 Result	Dup Result	RPD	Max RPD	Qualifiers
Percent Moisture	%	25.2	24.9	1	25	N2

SAMPLE DUPLICATE: 3295132

Parameter	Units	92543967004 Result	Dup Result	RPD	Max RPD	Qualifiers
Percent Moisture	%	28.9	27.6	4	25	N2

Results presented on this page are in the units indicated by the "Units" column except where an alternate unit is presented to the right of the result.

REPORT OF LABORATORY ANALYSIS

This report shall not be reproduced, except in full,
without the written consent of Pace Analytical Services, LLC.

Pace Analytical Services, LLC
9800 Kincey Ave. Suite 100
Huntersville, NC 28078
(704)875-9092

QUALIFIERS

Project: CPC Huntersville/2020-L1-2448
Pace Project No.: 92543915

DEFINITIONS

DF - Dilution Factor, if reported, represents the factor applied to the reported data due to dilution of the sample aliquot.

ND - Not Detected at or above adjusted reporting limit.

TNTC - Too Numerous To Count

J - Estimated concentration above the adjusted method detection limit and below the adjusted reporting limit.

MDL - Adjusted Method Detection Limit.

PQL - Practical Quantitation Limit.

RL - Reporting Limit - The lowest concentration value that meets project requirements for quantitative data with known precision and bias for a specific analyte in a specific matrix.

S - Surrogate

1,2-Diphenylhydrazine decomposes to and cannot be separated from Azobenzene using Method 8270. The result for each analyte is a combined concentration.

Consistent with EPA guidelines, unrounded data are displayed and have been used to calculate % recovery and RPD values.

LCS(D) - Laboratory Control Sample (Duplicate)

MS(D) - Matrix Spike (Duplicate)

DUP - Sample Duplicate

RPD - Relative Percent Difference

NC - Not Calculable.

SG - Silica Gel - Clean-Up

U - Indicates the compound was analyzed for, but not detected.

Acid preservation may not be appropriate for 2 Chloroethylvinyl ether.

A separate vial preserved to a pH of 4-5 is recommended in SW846 Chapter 4 for the analysis of Acrolein and Acrylonitrile by EPA Method 8260.

N-Nitrosodiphenylamine decomposes and cannot be separated from Diphenylamine using Method 8270. The result reported for each analyte is a combined concentration.

Pace Analytical is TNI accredited. Contact your Pace PM for the current list of accredited analytes.

TNI - The NELAC Institute.

ANALYTE QUALIFIERS

C7	Analyte is a possible laboratory contaminant (not present in method blank).
IK	The recalculated concentration of the calibration standard(s) did not meet method acceptance criteria; this result should be considered an estimated value.
M1	Matrix spike recovery exceeded QC limits. Batch accepted based on laboratory control sample (LCS) recovery.
N2	The lab does not hold NELAC/TNI accreditation for this parameter but other accreditations/certifications may apply. A complete list of accreditations/certifications is available upon request.
v1	The continuing calibration verification was above the method acceptance limit. Any detection for the analyte in the associated samples may have a high bias.
v2	The continuing calibration verification was below the method acceptance limit. The analyte was not detected in the associated samples and the sensitivity of the instrument was verified with a reporting limit check standard.
v3	The continuing calibration verification was below the method acceptance limit. Any detection for the analyte in the associated samples may have low bias.

This report shall not be reproduced, except in full,
without the written consent of Pace Analytical Services, LLC.

Pace Analytical Services, LLC
9800 Kincey Ave. Suite 100
Huntersville, NC 28078
(704)875-9092

QUALITY CONTROL DATA CROSS REFERENCE TABLE

Project: CPC Huntersville/2020-L1-2448
Pace Project No.: 92543915

Lab ID	Sample ID	QC Batch Method	QC Batch	Analytical Method	Analytical Batch
92543915001	**BB2 (0.75'-2.00')**	MADEP VPH	626950	MADEP VPH	626978
92543915002	**BB2 (10.0'-12.0')**	MADEP VPH	626950	MADEP VPH	626978
92543915003	**BA2 (0.75'-2.00')**	MADEP VPH	626950	MADEP VPH	626978
92543915004	**BA2 (18'-20')**	MADEP VPH	626950	MADEP VPH	626978
92543915005	**BB3 (0.75'-2.00')**	MADEP VPH	626950	MADEP VPH	626978
92543915006	**BB3 (32'-34')**	MADEP VPH	626950	MADEP VPH	626978
92543915001	**BB2 (0.75'-2.00')**	EPA 5035A/5030B	626663	EPA 8260D	626827
92543915002	**BB2 (10.0'-12.0')**	EPA 5035A/5030B	626663	EPA 8260D	626827
92543915003	**BA2 (0.75'-2.00')**	EPA 5035A/5030B	626663	EPA 8260D	626827
92543915004	**BA2 (18'-20')**	EPA 5035A/5030B	626663	EPA 8260D	626827
92543915005	**BB3 (0.75'-2.00')**	EPA 5035A/5030B	626663	EPA 8260D	626827
92543915006	**BB3 (32'-34')**	EPA 5035A/5030B	626663	EPA 8260D	626827
92543915001	**BB2 (0.75'-2.00')**	SW-846	626657		
92543915002	**BB2 (10.0'-12.0')**	SW-846	626657		
92543915003	**BA2 (0.75'-2.00')**	SW-846	626657		
92543915004	**BA2 (18'-20')**	SW-846	626657		
92543915005	**BB3 (0.75'-2.00')**	SW-846	626657		
92543915006	**BB3 (32'-34')**	SW-846	626657		

This report shall not be reproduced, except in full,
without the written consent of Pace Analytical Services, LLC.

Pace Analytical

CHAIN-OF-CUSTODY Analytical Request Document

Chain-of-Custody is a LEGAL DOCUMENT - Complete all relevent fields

LAB US

WO# : 92543915

92543915

Number or

Contai

Company: Apex Companies

Address: 5900 Northwoods Bus. Pkwy Ste O

Report To: Andrew Street

Copy To:

Customer Project Name/Number: CPC Huntersville Site

Billing Information:

Email To: Andrew.Street@apexcos.com

Site Collection Info/Address: Huntersville-Concord Rd

State: / County/City: Time Zone Collected: [ ] PT [ ] MT [ ] CT [ ] ET

Phone:
Email:

Site/Facility ID #:

Compliance Monitoring? [ ] Yes [✓] No

Collected By (print): Jamie Humphrey Nia Watson

Purchase Order #:
Quote #: 2020-L1-2248

DW PWS ID #:
DW Location Code:

Collected By (signature): [signature]

Turnaround Date Required: Normal TAT

Immediately Packed on Ice: [✓] Yes [ ] No

Sample Disposal: [✓] Dispose as appropriate [ ] Return [ ] Archive: ____ [ ] Hold: ____

Rush: [ ] Same Day [ ] Next Day [ ] 2 Day [ ] 3 Day [ ] 4 Day [ ] 5 Day (Expedite Charges Apply)

Field Filtered (if applicable): [ ] Yes [✓] No

Analysis: ____

* Matrix Codes (Insert in Matrix box below): Drinking Water (DW), Ground Water (GW), Wastewater (WW), Product (P), Soil/Solid (SL), Oil (OL), Wipe (WP), Air (AR), Tissue (TS), Bioassay (B), Vapor (V), Other (OT)

** Preservative Types: (1) nitric acid, (2) sulfuric acid, (3) hydrochloric acid, (4) sodium hydroxide, (5) zinc acetate, (6) methanol, (7) sodium bisulfate, (8) sodium thiosulfate, (9) hexane, (A) ascorbic acid, (B) ammonium sulfate, (C) ammonium hydroxide, (D) TSP, (U) Unpreserved, (O) Other ____

Analyses

Customer Sample ID	Matrix *	Comp / Grab	Collected (or Composite Start) Date	Collected (or Composite Start) Time	Composite End Date	Composite End Time	Res Cl	# of Ctns	VOCs by 8260D	MADEP VPH	Lab Sample # / Comments: 92543915
BB2 (0.75'-2.00')	SL	G	6/10/21	1310				3	X	X	001
BB2 (10.0'-12.0')	SL	G	6/10/21	1315				3	X	X	002
BA2 (0.75'-2.00')	SL	G	6/10/21	1445				3	X	X	003
BA2 (18'-20')	SL	G	6/10/21	1450				3	X	X	004
BB3 (0.75'-2.00')	SL	G	6/10/21	1630				3	X	X	005
BB3 (32'-34')	SL	G	6/10/21	1635				3	X	X	006

Lab Profile/Line:

Lab Sample Receipt Checklist:

Custody Seals Present/Intact	Y	N	NA
Custody Signatures Present	Y	N	NA
Collector Signature Present	Y	N	NA
Bottles Intact	Y	N	NA
Correct Bottles	Y	N	NA
Sufficient Volume	Y	N	NA
Samples Received on Ice	Y	N	NA
VOA - Headspace Acceptable	Y	N	NA
USDA Regulated Soils	Y	N	NA
Samples in Holding Time	Y	N	NA
Residual Chlorine Present	Y	N	NA
Cl Strips:			
Sample pH Acceptable	Y	N	NA
pH Strips:			
Sulfide Present	Y	N	NA
Lead Acetate Strips:			

LAB USE ONLY:
Lab Sample # / Comments:

Customer Remarks / Special Conditions / Possible Hazards:

Type of Ice Used: Wet Blue Dry None

Packing Material Used: b. wep

Radchem sample(s) screened (<500 cpm): Y N NA

SHORT HOLDS PRESENT (<72 hours): Y N N/A

Lab Tracking #: 2632361

Samples received via: FEDEX UPS Client Courier Pace Courier

Lab Sample Temperature Info:
Temp Blank Received: Y N NA
Therm ID#: 927064
Cooler 1 Temp Upon Receipt: 4.6 oC
Cooler 1 Therm Corr. Factor: 0.1 oC
Cooler 1 Corrected Temp: 4.5 oC
Comments:

Relinquished by/Company: (Signature)	Date/Time:	Received by/Company: (Signature)	Date/Time:
[signature]	6/10/21 17:45	Matt Reusch / Pace	6/11/21 / 1318
Matt Reusch / Pace	6/11/21 1425	IO Pace HU	6/11/21 1425

MTJL LAB USE ONLY
Table #:
Acctnum:
Template:
Prelogin:
PM:
PB:

Trip Blank Received: Y N NA
HCL MeOH TSP Other

Non Conformance(s): YES / NO

Page: 1 of: 1

Pace Analytical
www.pacelabs.com

Sample Receiving Non-Conformance Form (NCF)

Date: 6/11/21	**Evaluated by:** Jo Pace HL
Client: Apex Companies	

Aff... Pace
V... r

WO#: 92543915
PM: AMB Due Date: 06/18/21
CLIENT: 92-APEX MOOR

1. If Chain-of-Custody (COC) is not received: contact client and if necessary, fill out a COC and indicate that it was filled out by lab personnel. Note issues on this NCF.

2. If COC is incomplete, check applicable issues below and add details where appropriate:

	Collection date/time missing or incorrect		Analyses or analytes: missing or clarification needed	X	Samples listed on COC do not match samples received (missing, additional, etc.)
	Sample IDs on COC do not match sample labels		Required trip blanks were not received		Required signatures are missing

Comments/Details/Other Issues not listed above:
sample IDs on COC do not match containers, but match the times (sample 1,4,5)

3. Sample integrity issues: check applicable issues below and add details where appropriate:

	Samples: Past holding time		Samples: Condition needs to be brought to lab personnel's attention (details below)		Preservation: Improper
	Samples: Not field filtered		Containers: Broken or compromised		Temperature: not within acceptance criteria (typically 0-6C)
	Samples: Insufficient volume received		Containers: Incorrect		Temperature: Samples arrived frozen
	Samples: Cooler damaged or compromised		Custody Seals: Missing or compromised on samples, trip blanks or coolers		Vials received with improper headspace
	Samples: contain chlorine or sulfides		Packing Material: Insufficient/Improper		Other:

Comments/Details:

4. If Samples not preserved properly and Sample Receiving adjusts pH, add details below:

Sample ID:	Date/Time:	Amount/type pres added:
Preserved by:	Initial and Final pH:	Lot # of pres added:
Sample ID:	Date/Time:	Amount/type pres added:
Preserved by:	Initial and Final pH:	Lot # of pres added:
Sample ID:	Date/Time:	Amount/type pres added:
Preserved by:	Initial and Final pH:	Lot # of pres added:

5. Client Contact: If client is contacted for any issue listed above, fill in details below:

Client:	Contacted per:	
PM Initials:	Date/Time:	

Client Comments/Instructions:

F-ALL-C-011-rev.00, 05Jul2018

Pace Analytical Services, LLC
9800 Kincey Ave. Suite 100
Huntersville, NC 28078
(704)875-9092

June 18, 2021

Andrew Street
Apex Companies - NC
5900 Northwoods Business Pkwy
Suite 5900-0
Charlotte, NC 28269

RE: Project: CPC Huntersville/2020-L1-2448
Pace Project No.: 92543943

Dear Andrew Street:

Enclosed are the analytical results for sample(s) received by the laboratory on June 11, 2021. The results relate only to the samples included in this report. Results reported herein conform to the applicable TNI/NELAC Standards and the laboratory's Quality Manual, where applicable, unless otherwise noted in the body of the report.

The test results provided in this final report were generated by each of the following laboratories within the Pace Network:

- Pace Analytical Services - Charlotte

If you have any questions concerning this report, please feel free to contact me.

Sincerely,

Angela M. Baioni

Angela Baioni
angela.baioni@pacelabs.com
(704)875-9092
Project Manager

Enclosures

cc: J Culbreath, Colonial Pipeline Company
Naomi Fretz, APEX Companies, LLC
Robert Hughes, Colonial Pipeline
Cameron Lee, Montrose-EPS
Jamie Moran, APEX Companies, LLC
Jeff Morrison, Colonial Pipeline Company
Tom Naumann, APEX Companies - NC
Joe Nicolette, Montrose-EPS
Christopher Schultz, Apex Companies
Matt Teixeira, Apex Companies, LLC
Michael Verdon, Colonial Pipeline Company
JM Wyatt, Colonial Pipeline Company

REPORT OF LABORATORY ANALYSIS

This report shall not be reproduced, except in full,
without the written consent of Pace Analytical Services, LLC.

Pace Analytical Services, LLC
9800 Kincey Ave. Suite 100
Huntersville, NC 28078
(704)875-9092

CERTIFICATIONS

Project: CPC Huntersville/2020-L1-2448
Pace Project No.: 92543943

Pace Analytical Services Charlotte
9800 Kincey Ave. Ste 100, Huntersville, NC 28078
Louisiana/NELAP Certification # LA170028
North Carolina Drinking Water Certification #: 37706
North Carolina Field Services Certification #: 5342
North Carolina Wastewater Certification #: 12
South Carolina Certification #: 99006001
Florida/NELAP Certification #: E87627
Kentucky UST Certification #: 84
Virginia/VELAP Certification #: 460221

REPORT OF LABORATORY ANALYSIS

This report shall not be reproduced, except in full,
without the written consent of Pace Analytical Services, LLC.

Pace Analytical Services, LLC
9800 Kincey Ave. Suite 100
Huntersville, NC 28078
(704)875-9092

SAMPLE SUMMARY

Project: CPC Huntersville/2020-L1-2448
Pace Project No.: 92543943

Lab ID	Sample ID	Matrix	Date Collected	Date Received
92543943001	**BB2(40-42')**	Solid	06/10/21 13:20	06/11/21 13:18
92543943002	**BA2(32-34')**	Solid	06/10/21 14:55	06/11/21 13:18

This report shall not be reproduced, except in full,
without the written consent of Pace Analytical Services, LLC.

Pace Analytical Services, LLC
9800 Kincey Ave. Suite 100
Huntersville, NC 28078
(704)875-9092

SAMPLE ANALYTE COUNT

Project: CPC Huntersville/2020-L1-2448
Pace Project No.: 92543943

Lab ID	Sample ID	Method	Analysts	Analytes Reported	Laboratory
92543943001	**BB2(40-42')**	MADEP VPH	MAD	7	PASI-C
		EPA 8260D	LMB	70	PASI-C
		SW-846	KDF	1	PASI-C
92543943002	**BA2(32-34')**	MADEP VPH	MAD	7	PASI-C
		EPA 8260D	LMB	70	PASI-C
		SW-846	KDF	1	PASI-C

PASI-C = Pace Analytical Services - Charlotte

This report shall not be reproduced, except in full,
without the written consent of Pace Analytical Services, LLC.

Pace Analytical Services, LLC
9800 Kincey Ave. Suite 100
Huntersville, NC 28078
(704)875-9092

ANALYTICAL RESULTS

Project: CPC Huntersville/2020-L1-2448
Pace Project No.: 92543943

Sample: BB2(40-42') **Lab ID: 92543943001** Collected: 06/10/21 13:20 Received: 06/11/21 13:18 Matrix: Solid

Results reported on a "dry weight" basis and are adjusted for percent moisture, sample size and any dilutions.

Parameters	Results	Units	Report Limit	MDL	DF	Prepared	Analyzed	CAS No.	Qual
VPH NC Soil	Analytical Method: MADEP VPH Preparation Method: MADEP VPH Pace Analytical Services - Charlotte								
Total VPH (C5-C12)	**21800**	mg/kg	90.4	90.4	10	06/15/21 12:37	06/17/21 09:35		N2
Aliphatic (C05-C08)	**12100**	mg/kg	90.4	90.4	10	06/15/21 12:37	06/17/21 09:35		N2
Aliphatic (C09-C12)	**9720**	mg/kg	90.4	90.4	10	06/15/21 12:37	06/17/21 09:35		N2
Aliphatic(C09-C12) Adjusted	**6870**	mg/kg	90.4	90.4	10	06/15/21 12:37	06/17/21 09:35		N2
Aromatic (C09-C10)	**2860**	mg/kg	90.4	90.4	10	06/15/21 12:37	06/17/21 09:35		N2
Surrogates									
4-Bromofluorobenzene (FID) (S)	182	%	70-130		10	06/15/21 12:37	06/17/21 09:35	460-00-4	S2
4-Bromofluorobenzene (PID) (S)	112	%	70-130		10	06/15/21 12:37	06/17/21 09:35	460-00-4	
8260D/5035A/5030B Volatiles	Analytical Method: EPA 8260D Preparation Method: EPA 5035A/5030B Pace Analytical Services - Charlotte								
Acetone	ND	ug/kg	7170	2300	40	06/15/21 10:34	06/15/21 22:11	67-64-1	
Benzene	**4750**	ug/kg	359	143	40	06/15/21 10:34	06/15/21 22:11	71-43-2	
Bromobenzene	ND	ug/kg	359	117	40	06/15/21 10:34	06/15/21 22:11	108-86-1	
Bromochloromethane	ND	ug/kg	359	106	40	06/15/21 10:34	06/15/21 22:11	74-97-5	
Bromodichloromethane	ND	ug/kg	359	138	40	06/15/21 10:34	06/15/21 22:11	75-27-4	
Bromoform	ND	ug/kg	359	126	40	06/15/21 10:34	06/15/21 22:11	75-25-2	
Bromomethane	ND	ug/kg	717	567	40	06/15/21 10:34	06/15/21 22:11	74-83-9	IK,L1,v1
2-Butanone (MEK)	ND	ug/kg	7170	1720	40	06/15/21 10:34	06/15/21 22:11	78-93-3	
n-Butylbenzene	**10000**	ug/kg	359	169	40	06/15/21 10:34	06/15/21 22:11	104-51-8	
sec-Butylbenzene	ND	ug/kg	359	158	40	06/15/21 10:34	06/15/21 22:11	135-98-8	
tert-Butylbenzene	ND	ug/kg	359	128	40	06/15/21 10:34	06/15/21 22:11	98-06-6	v2
Carbon tetrachloride	ND	ug/kg	359	134	40	06/15/21 10:34	06/15/21 22:11	56-23-5	
Chlorobenzene	ND	ug/kg	359	68.8	40	06/15/21 10:34	06/15/21 22:11	108-90-7	
Chloroethane	ND	ug/kg	717	277	40	06/15/21 10:34	06/15/21 22:11	75-00-3	
Chloroform	ND	ug/kg	359	218	40	06/15/21 10:34	06/15/21 22:11	67-66-3	
Chloromethane	ND	ug/kg	717	301	40	06/15/21 10:34	06/15/21 22:11	74-87-3	
2-Chlorotoluene	ND	ug/kg	359	127	40	06/15/21 10:34	06/15/21 22:11	95-49-8	
4-Chlorotoluene	ND	ug/kg	359	63.5	40	06/15/21 10:34	06/15/21 22:11	106-43-4	
1,2-Dibromo-3-chloropropane	ND	ug/kg	359	139	40	06/15/21 10:34	06/15/21 22:11	96-12-8	
Dibromochloromethane	ND	ug/kg	359	202	40	06/15/21 10:34	06/15/21 22:11	124-48-1	
1,2-Dibromoethane (EDB)	ND	ug/kg	359	158	40	06/15/21 10:34	06/15/21 22:11	106-93-4	
Dibromomethane	ND	ug/kg	359	76.7	40	06/15/21 10:34	06/15/21 22:11	74-95-3	
1,2-Dichlorobenzene	ND	ug/kg	359	129	40	06/15/21 10:34	06/15/21 22:11	95-50-1	
1,3-Dichlorobenzene	ND	ug/kg	359	111	40	06/15/21 10:34	06/15/21 22:11	541-73-1	
1,4-Dichlorobenzene	ND	ug/kg	359	93.2	40	06/15/21 10:34	06/15/21 22:11	106-46-7	
Dichlorodifluoromethane	ND	ug/kg	717	156	40	06/15/21 10:34	06/15/21 22:11	75-71-8	
1,1-Dichloroethane	ND	ug/kg	359	148	40	06/15/21 10:34	06/15/21 22:11	75-34-3	
1,2-Dichloroethane	ND	ug/kg	359	237	40	06/15/21 10:34	06/15/21 22:11	107-06-2	
1,1-Dichloroethene	ND	ug/kg	359	148	40	06/15/21 10:34	06/15/21 22:11	75-35-4	
cis-1,2-Dichloroethene	ND	ug/kg	359	123	40	06/15/21 10:34	06/15/21 22:11	156-59-2	
trans-1,2-Dichloroethene	ND	ug/kg	359	126	40	06/15/21 10:34	06/15/21 22:11	156-60-5	
1,2-Dichloropropane	ND	ug/kg	359	108	40	06/15/21 10:34	06/15/21 22:11	78-87-5	
1,3-Dichloropropane	ND	ug/kg	359	112	40	06/15/21 10:34	06/15/21 22:11	142-28-9	

REPORT OF LABORATORY ANALYSIS

This report shall not be reproduced, except in full,
without the written consent of Pace Analytical Services, LLC.

Pace Analytical Services, LLC
9800 Kincey Ave. Suite 100
Huntersville, NC 28078
(704)875-9092

ANALYTICAL RESULTS

Project: CPC Huntersville/2020-L1-2448
Pace Project No.: 92543943

Sample: BB2(40-42') **Lab ID: 92543943001** Collected: 06/10/21 13:20 Received: 06/11/21 13:18 Matrix: Solid

Results reported on a "dry weight" basis and are adjusted for percent moisture, sample size and any dilutions.

Parameters	Results	Units	Report Limit	MDL	DF	Prepared	Analyzed	CAS No.	Qual
8260D/5035A/5030B Volatiles	Analytical Method: EPA 8260D Preparation Method: EPA 5035A/5030B Pace Analytical Services - Charlotte								
2,2-Dichloropropane	ND	ug/kg	359	117	40	06/15/21 10:34	06/15/21 22:11	594-20-7	
1,1-Dichloropropene	ND	ug/kg	359	172	40	06/15/21 10:34	06/15/21 22:11	563-58-6	
cis-1,3-Dichloropropene	ND	ug/kg	359	97.5	40	06/15/21 10:34	06/15/21 22:11	10061-01-5	
trans-1,3-Dichloropropene	ND	ug/kg	359	123	40	06/15/21 10:34	06/15/21 22:11	10061-02-6	
Diisopropyl ether	**669**	ug/kg	359	96.8	40	06/15/21 10:34	06/15/21 22:11	108-20-3	
Ethylbenzene	**66600**	ug/kg	359	167	40	06/15/21 10:34	06/15/21 22:11	100-41-4	
Hexachloro-1,3-butadiene	ND	ug/kg	717	587	40	06/15/21 10:34	06/15/21 22:11	87-68-3	
2-Hexanone	ND	ug/kg	3590	346	40	06/15/21 10:34	06/15/21 22:11	591-78-6	
Isopropylbenzene (Cumene)	**8220**	ug/kg	359	122	40	06/15/21 10:34	06/15/21 22:11	98-82-8	
p-Isopropyltoluene	**9330**	ug/kg	359	176	40	06/15/21 10:34	06/15/21 22:11	99-87-6	
Methylene Chloride	ND	ug/kg	1430	982	40	06/15/21 10:34	06/15/21 22:11	75-09-2	
4-Methyl-2-pentanone (MIBK)	ND	ug/kg	3590	346	40	06/15/21 10:34	06/15/21 22:11	108-10-1	
Methyl-tert-butyl ether	ND	ug/kg	359	134	40	06/15/21 10:34	06/15/21 22:11	1634-04-4	
Naphthalene	**27400**	ug/kg	359	189	40	06/15/21 10:34	06/15/21 22:11	91-20-3	
n-Propylbenzene	ND	ug/kg	359	128	40	06/15/21 10:34	06/15/21 22:11	103-65-1	
Styrene	ND	ug/kg	359	94.7	40	06/15/21 10:34	06/15/21 22:11	100-42-5	
1,1,1,2-Tetrachloroethane	ND	ug/kg	359	138	40	06/15/21 10:34	06/15/21 22:11	630-20-6	
1,1,2,2-Tetrachloroethane	ND	ug/kg	359	94.7	40	06/15/21 10:34	06/15/21 22:11	79-34-5	
Tetrachloroethene	ND	ug/kg	359	113	40	06/15/21 10:34	06/15/21 22:11	127-18-4	
Toluene	**125000**	ug/kg	359	102	40	06/15/21 10:34	06/15/21 22:11	108-88-3	
1,2,3-Trichlorobenzene	ND	ug/kg	359	290	40	06/15/21 10:34	06/15/21 22:11	87-61-6	
1,2,4-Trichlorobenzene	ND	ug/kg	359	301	40	06/15/21 10:34	06/15/21 22:11	120-82-1	
1,1,1-Trichloroethane	ND	ug/kg	359	186	40	06/15/21 10:34	06/15/21 22:11	71-55-6	
1,1,2-Trichloroethane	ND	ug/kg	359	119	40	06/15/21 10:34	06/15/21 22:11	79-00-5	
Trichloroethene	ND	ug/kg	359	92.5	40	06/15/21 10:34	06/15/21 22:11	79-01-6	
Trichlorofluoromethane	ND	ug/kg	359	197	40	06/15/21 10:34	06/15/21 22:11	75-69-4	
1,2,3-Trichloropropane	ND	ug/kg	359	181	40	06/15/21 10:34	06/15/21 22:11	96-18-4	
1,2,4-Trimethylbenzene	**216000**	ug/kg	359	98.2	40	06/15/21 10:34	06/15/21 22:11	95-63-6	
1,3,5-Trimethylbenzene	**52200**	ug/kg	359	120	40	06/15/21 10:34	06/15/21 22:11	108-67-8	
Vinyl acetate	ND	ug/kg	3590	261	40	06/15/21 10:34	06/15/21 22:11	108-05-4	
Vinyl chloride	ND	ug/kg	717	182	40	06/15/21 10:34	06/15/21 22:11	75-01-4	
Xylene (Total)	**393000**	ug/kg	717	204	40	06/15/21 10:34	06/15/21 22:11	1330-20-7	
m&p-Xylene	**271000**	ug/kg	717	245	40	06/15/21 10:34	06/15/21 22:11	179601-23-1	
o-Xylene	**122000**	ug/kg	359	158	40	06/15/21 10:34	06/15/21 22:11	95-47-6	
Surrogates									
Toluene-d8 (S)	100	%	70-130		40	06/15/21 10:34	06/15/21 22:11	2037-26-5	
4-Bromofluorobenzene (S)	102	%	69-134		40	06/15/21 10:34	06/15/21 22:11	460-00-4	
1,2-Dichloroethane-d4 (S)	101	%	70-130		40	06/15/21 10:34	06/15/21 22:11	17060-07-0	
Percent Moisture	Analytical Method: SW-846 Pace Analytical Services - Charlotte								
Percent Moisture	**17.8**	%	0.10	0.10	1		06/11/21 17:48		N2

REPORT OF LABORATORY ANALYSIS

This report shall not be reproduced, except in full,
without the written consent of Pace Analytical Services, LLC.

Pace Analytical Services, LLC
9800 Kincey Ave. Suite 100
Huntersville, NC 28078
(704)875-9092

ANALYTICAL RESULTS

Project: CPC Huntersville/2020-L1-2448
Pace Project No.: 92543943

Sample: BA2(32-34') **Lab ID: 92543943002** Collected: 06/10/21 14:55 Received: 06/11/21 13:18 Matrix: Solid

Results reported on a "dry weight" basis and are adjusted for percent moisture, sample size and any dilutions.

Parameters	Results	Units	Report Limit	MDL	DF	Prepared	Analyzed	CAS No.	Qual
VPH NC Soil	Analytical Method: MADEP VPH Preparation Method: MADEP VPH Pace Analytical Services - Charlotte								
Total VPH (C5-C12)	**2580**	mg/kg	18.6	18.6	5	06/15/21 12:37	06/17/21 10:04		N2
Aliphatic (C05-C08)	**1390**	mg/kg	18.6	18.6	5	06/15/21 12:37	06/17/21 10:04		N2
Aliphatic (C09-C12)	**1190**	mg/kg	18.6	18.6	5	06/15/21 12:37	06/17/21 10:04		N2
Aliphatic(C09-C12) Adjusted	**870**	mg/kg	18.6	18.6	5	06/15/21 12:37	06/17/21 10:04		N2
Aromatic (C09-C10)	**322**	mg/kg	18.6	18.6	5	06/15/21 12:37	06/17/21 10:04		N2
Surrogates									
4-Bromofluorobenzene (FID) (S)	146	%	70-130		5	06/15/21 12:37	06/17/21 10:04	460-00-4	S2
4-Bromofluorobenzene (PID) (S)	102	%	70-130		5	06/15/21 12:37	06/17/21 10:04	460-00-4	
8260D/5035A/5030B Volatiles	Analytical Method: EPA 8260D Preparation Method: EPA 5035A/5030B Pace Analytical Services - Charlotte								
Acetone	**1980**	ug/kg	1860	598	12.5	06/15/21 10:39	06/15/21 21:22	67-64-1	
Benzene	**1320**	ug/kg	93.2	37.1	12.5	06/15/21 10:39	06/15/21 21:22	71-43-2	
Bromobenzene	ND	ug/kg	93.2	30.4	12.5	06/15/21 10:39	06/15/21 21:22	108-86-1	
Bromochloromethane	ND	ug/kg	93.2	27.6	12.5	06/15/21 10:39	06/15/21 21:22	74-97-5	
Bromodichloromethane	ND	ug/kg	93.2	36.0	12.5	06/15/21 10:39	06/15/21 21:22	75-27-4	
Bromoform	ND	ug/kg	93.2	32.8	12.5	06/15/21 10:39	06/15/21 21:22	75-25-2	
Bromomethane	ND	ug/kg	186	147	12.5	06/15/21 10:39	06/15/21 21:22	74-83-9	IK,v1
2-Butanone (MEK)	ND	ug/kg	1860	447	12.5	06/15/21 10:39	06/15/21 21:22	78-93-3	
n-Butylbenzene	**2600**	ug/kg	93.2	44.0	12.5	06/15/21 10:39	06/15/21 21:22	104-51-8	
sec-Butylbenzene	ND	ug/kg	93.2	41.0	12.5	06/15/21 10:39	06/15/21 21:22	135-98-8	
tert-Butylbenzene	ND	ug/kg	93.2	33.2	12.5	06/15/21 10:39	06/15/21 21:22	98-06-6	
Carbon tetrachloride	ND	ug/kg	93.2	34.8	12.5	06/15/21 10:39	06/15/21 21:22	56-23-5	
Chlorobenzene	**57.4J**	ug/kg	93.2	17.9	12.5	06/15/21 10:39	06/15/21 21:22	108-90-7	
Chloroethane	ND	ug/kg	186	71.9	12.5	06/15/21 10:39	06/15/21 21:22	75-00-3	M1
Chloroform	ND	ug/kg	93.2	56.7	12.5	06/15/21 10:39	06/15/21 21:22	67-66-3	
Chloromethane	ND	ug/kg	186	78.3	12.5	06/15/21 10:39	06/15/21 21:22	74-87-3	
2-Chlorotoluene	ND	ug/kg	93.2	33.0	12.5	06/15/21 10:39	06/15/21 21:22	95-49-8	
4-Chlorotoluene	ND	ug/kg	93.2	16.5	12.5	06/15/21 10:39	06/15/21 21:22	106-43-4	
1,2-Dibromo-3-chloropropane	ND	ug/kg	93.2	36.2	12.5	06/15/21 10:39	06/15/21 21:22	96-12-8	
Dibromochloromethane	ND	ug/kg	93.2	52.4	12.5	06/15/21 10:39	06/15/21 21:22	124-48-1	
1,2-Dibromoethane (EDB)	ND	ug/kg	93.2	41.0	12.5	06/15/21 10:39	06/15/21 21:22	106-93-4	
Dibromomethane	ND	ug/kg	93.2	19.9	12.5	06/15/21 10:39	06/15/21 21:22	74-95-3	
1,2-Dichlorobenzene	ND	ug/kg	93.2	33.5	12.5	06/15/21 10:39	06/15/21 21:22	95-50-1	
1,3-Dichlorobenzene	ND	ug/kg	93.2	28.9	12.5	06/15/21 10:39	06/15/21 21:22	541-73-1	
1,4-Dichlorobenzene	ND	ug/kg	93.2	24.2	12.5	06/15/21 10:39	06/15/21 21:22	106-46-7	
Dichlorodifluoromethane	ND	ug/kg	186	40.4	12.5	06/15/21 10:39	06/15/21 21:22	75-71-8	
1,1-Dichloroethane	ND	ug/kg	93.2	38.4	12.5	06/15/21 10:39	06/15/21 21:22	75-34-3	
1,2-Dichloroethane	ND	ug/kg	93.2	61.7	12.5	06/15/21 10:39	06/15/21 21:22	107-06-2	
1,1-Dichloroethene	ND	ug/kg	93.2	38.4	12.5	06/15/21 10:39	06/15/21 21:22	75-35-4	
cis-1,2-Dichloroethene	ND	ug/kg	93.2	31.9	12.5	06/15/21 10:39	06/15/21 21:22	156-59-2	
trans-1,2-Dichloroethene	ND	ug/kg	93.2	32.6	12.5	06/15/21 10:39	06/15/21 21:22	156-60-5	
1,2-Dichloropropane	ND	ug/kg	93.2	28.0	12.5	06/15/21 10:39	06/15/21 21:22	78-87-5	
1,3-Dichloropropane	ND	ug/kg	93.2	29.1	12.5	06/15/21 10:39	06/15/21 21:22	142-28-9	

REPORT OF LABORATORY ANALYSIS

This report shall not be reproduced, except in full,
without the written consent of Pace Analytical Services, LLC.

Pace Analytical Services, LLC
9800 Kincey Ave. Suite 100
Huntersville, NC 28078
(704)875-9092

ANALYTICAL RESULTS

Project: CPC Huntersville/2020-L1-2448
Pace Project No.: 92543943

Sample: BA2(32-34') **Lab ID: 92543943002** Collected: 06/10/21 14:55 Received: 06/11/21 13:18 Matrix: Solid

Results reported on a "dry weight" basis and are adjusted for percent moisture, sample size and any dilutions.

Parameters	Results	Units	Report Limit	MDL	DF	Prepared	Analyzed	CAS No.	Qual
8260D/5035A/5030B Volatiles	Analytical Method: EPA 8260D Preparation Method: EPA 5035A/5030B Pace Analytical Services - Charlotte								
2,2-Dichloropropane	ND	ug/kg	93.2	30.4	12.5	06/15/21 10:39	06/15/21 21:22	594-20-7	
1,1-Dichloropropene	ND	ug/kg	93.2	44.7	12.5	06/15/21 10:39	06/15/21 21:22	563-58-6	
cis-1,3-Dichloropropene	ND	ug/kg	93.2	25.3	12.5	06/15/21 10:39	06/15/21 21:22	10061-01-5	
trans-1,3-Dichloropropene	ND	ug/kg	93.2	32.1	12.5	06/15/21 10:39	06/15/21 21:22	10061-02-6	
Diisopropyl ether	ND	ug/kg	93.2	25.2	12.5	06/15/21 10:39	06/15/21 21:22	108-20-3	
Ethylbenzene	**19600**	ug/kg	93.2	43.4	12.5	06/15/21 10:39	06/15/21 21:22	100-41-4	
Hexachloro-1,3-butadiene	ND	ug/kg	186	152	12.5	06/15/21 10:39	06/15/21 21:22	87-68-3	
2-Hexanone	ND	ug/kg	932	89.8	12.5	06/15/21 10:39	06/15/21 21:22	591-78-6	
Isopropylbenzene (Cumene)	**2120**	ug/kg	93.2	31.7	12.5	06/15/21 10:39	06/15/21 21:22	98-82-8	
p-Isopropyltoluene	**2410**	ug/kg	93.2	45.8	12.5	06/15/21 10:39	06/15/21 21:22	99-87-6	
Methylene Chloride	ND	ug/kg	373	255	12.5	06/15/21 10:39	06/15/21 21:22	75-09-2	
4-Methyl-2-pentanone (MIBK)	ND	ug/kg	932	89.8	12.5	06/15/21 10:39	06/15/21 21:22	108-10-1	
Methyl-tert-butyl ether	ND	ug/kg	93.2	34.8	12.5	06/15/21 10:39	06/15/21 21:22	1634-04-4	
Naphthalene	**6600**	ug/kg	93.2	49.0	12.5	06/15/21 10:39	06/15/21 21:22	91-20-3	
n-Propylbenzene	ND	ug/kg	93.2	33.2	12.5	06/15/21 10:39	06/15/21 21:22	103-65-1	M1
Styrene	ND	ug/kg	93.2	24.6	12.5	06/15/21 10:39	06/15/21 21:22	100-42-5	
1,1,1,2-Tetrachloroethane	ND	ug/kg	93.2	35.8	12.5	06/15/21 10:39	06/15/21 21:22	630-20-6	
1,1,2,2-Tetrachloroethane	ND	ug/kg	93.2	24.6	12.5	06/15/21 10:39	06/15/21 21:22	79-34-5	
Tetrachloroethene	ND	ug/kg	93.2	29.4	12.5	06/15/21 10:39	06/15/21 21:22	127-18-4	
Toluene	**34500**	ug/kg	93.2	26.5	12.5	06/15/21 10:39	06/15/21 21:22	108-88-3	
1,2,3-Trichlorobenzene	ND	ug/kg	93.2	75.3	12.5	06/15/21 10:39	06/15/21 21:22	87-61-6	
1,2,4-Trichlorobenzene	ND	ug/kg	93.2	78.3	12.5	06/15/21 10:39	06/15/21 21:22	120-82-1	
1,1,1-Trichloroethane	ND	ug/kg	93.2	48.5	12.5	06/15/21 10:39	06/15/21 21:22	71-55-6	
1,1,2-Trichloroethane	ND	ug/kg	93.2	30.9	12.5	06/15/21 10:39	06/15/21 21:22	79-00-5	
Trichloroethene	ND	ug/kg	93.2	24.0	12.5	06/15/21 10:39	06/15/21 21:22	79-01-6	
Trichlorofluoromethane	ND	ug/kg	93.2	51.2	12.5	06/15/21 10:39	06/15/21 21:22	75-69-4	
1,2,3-Trichloropropane	ND	ug/kg	93.2	47.1	12.5	06/15/21 10:39	06/15/21 21:22	96-18-4	
1,2,4-Trimethylbenzene	**48300**	ug/kg	93.2	25.5	12.5	06/15/21 10:39	06/15/21 21:22	95-63-6	
1,3,5-Trimethylbenzene	**13300**	ug/kg	93.2	31.3	12.5	06/15/21 10:39	06/15/21 21:22	108-67-8	
Vinyl acetate	ND	ug/kg	932	67.8	12.5	06/15/21 10:39	06/15/21 21:22	108-05-4	
Vinyl chloride	ND	ug/kg	186	47.3	12.5	06/15/21 10:39	06/15/21 21:22	75-01-4	
Xylene (Total)	**108000**	ug/kg	186	53.1	12.5	06/15/21 10:39	06/15/21 21:22	1330-20-7	
m&p-Xylene	**75100**	ug/kg	186	63.7	12.5	06/15/21 10:39	06/15/21 21:22	179601-23-1	
o-Xylene	**33100**	ug/kg	93.2	41.2	12.5	06/15/21 10:39	06/15/21 21:22	95-47-6	
Surrogates									
Toluene-d8 (S)	99	%	70-130		12.5	06/15/21 10:39	06/15/21 21:22	2037-26-5	
4-Bromofluorobenzene (S)	101	%	69-134		12.5	06/15/21 10:39	06/15/21 21:22	460-00-4	
1,2-Dichloroethane-d4 (S)	111	%	70-130		12.5	06/15/21 10:39	06/15/21 21:22	17060-07-0	
Percent Moisture	Analytical Method: SW-846 Pace Analytical Services - Charlotte								
Percent Moisture	**19.1**	%	0.10	0.10	1		06/11/21 17:48		N2

REPORT OF LABORATORY ANALYSIS

This report shall not be reproduced, except in full,
without the written consent of Pace Analytical Services, LLC.

Pace Analytical Services, LLC
9800 Kincey Ave. Suite 100
Huntersville, NC 28078
(704)875-9092

QUALITY CONTROL DATA

Project: CPC Huntersville/2020-L1-2448
Pace Project No.: 92543943

QC Batch: 627210
QC Batch Method: MADEP VPH
Analysis Method: MADEP VPH
Analysis Description: VPH NC Soil
Laboratory: Pace Analytical Services - Charlotte
Associated Lab Samples: 92543943001, 92543943002

METHOD BLANK: 3297414 Matrix: Solid
Associated Lab Samples: 92543943001, 92543943002

Parameter	Units	Blank Result	Reporting Limit	MDL	Analyzed	Qualifiers
Aliphatic (C05-C08)	mg/kg	ND	2.5	2.5	06/16/21 16:30	N2
Aliphatic (C09-C12)	mg/kg	ND	2.5	2.5	06/16/21 16:30	N2
Aromatic (C09-C10)	mg/kg	ND	2.5	2.5	06/16/21 16:30	N2
4-Bromofluorobenzene (FID) (S)	%	105	70-130		06/16/21 16:30	
4-Bromofluorobenzene (PID) (S)	%	104	70-130		06/16/21 16:30	

LABORATORY CONTROL SAMPLE & LCSD: 3297415 3297416

Parameter	Units	Spike Conc.	LCS Result	LCSD Result	LCS % Rec	LCSD % Rec	% Rec Limits	RPD	Max RPD	Qualifiers
Aliphatic (C05-C08)	mg/kg	15.1	13.8	13.7	91	91	70-130	0	25	N2
Aliphatic (C09-C12)	mg/kg	15.1	18.5	17.9	122	118	70-130	3	25	N2
Aromatic (C09-C10)	mg/kg	5	5.8	5.6	114	112	70-130	2	25	N2
4-Bromofluorobenzene (FID) (S)	%				105	108	70-130			
4-Bromofluorobenzene (PID) (S)	%				101	103	70-130			

Results presented on this page are in the units indicated by the "Units" column except where an alternate unit is presented to the right of the result.

REPORT OF LABORATORY ANALYSIS

This report shall not be reproduced, except in full,
without the written consent of Pace Analytical Services, LLC.

Pace Analytical Services, LLC
9800 Kincey Ave. Suite 100
Huntersville, NC 28078
(704)875-9092

QUALITY CONTROL DATA

Project: CPC Huntersville/2020-L1-2448
Pace Project No.: 92543943

QC Batch: 626922
QC Batch Method: EPA 5035A/5030B
Analysis Method: EPA 8260D
Analysis Description: 8260D 5035A 5030B
Laboratory: Pace Analytical Services - Charlotte

Associated Lab Samples: 92543943001

METHOD BLANK: 3296230 Matrix: Solid
Associated Lab Samples: 92543943001

Parameter	Units	Blank Result	Reporting Limit	MDL	Analyzed	Qualifiers
1,1,1,2-Tetrachloroethane	ug/kg	ND	5.0	1.9	06/15/21 13:42	
1,1,1-Trichloroethane	ug/kg	ND	5.0	2.6	06/15/21 13:42	
1,1,2,2-Tetrachloroethane	ug/kg	ND	5.0	1.3	06/15/21 13:42	
1,1,2-Trichloroethane	ug/kg	ND	5.0	1.7	06/15/21 13:42	
1,1-Dichloroethane	ug/kg	ND	5.0	2.1	06/15/21 13:42	
1,1-Dichloroethene	ug/kg	ND	5.0	2.1	06/15/21 13:42	
1,1-Dichloropropene	ug/kg	ND	5.0	2.4	06/15/21 13:42	
1,2,3-Trichlorobenzene	ug/kg	ND	5.0	4.0	06/15/21 13:42	
1,2,3-Trichloropropane	ug/kg	ND	5.0	2.5	06/15/21 13:42	
1,2,4-Trichlorobenzene	ug/kg	ND	5.0	4.2	06/15/21 13:42	
1,2,4-Trimethylbenzene	ug/kg	ND	5.0	1.4	06/15/21 13:42	
1,2-Dibromo-3-chloropropane	ug/kg	ND	5.0	1.9	06/15/21 13:42	
1,2-Dibromoethane (EDB)	ug/kg	ND	5.0	2.2	06/15/21 13:42	
1,2-Dichlorobenzene	ug/kg	ND	5.0	1.8	06/15/21 13:42	
1,2-Dichloroethane	ug/kg	ND	5.0	3.3	06/15/21 13:42	
1,2-Dichloropropane	ug/kg	ND	5.0	1.5	06/15/21 13:42	
1,3,5-Trimethylbenzene	ug/kg	ND	5.0	1.7	06/15/21 13:42	
1,3-Dichlorobenzene	ug/kg	ND	5.0	1.6	06/15/21 13:42	
1,3-Dichloropropane	ug/kg	ND	5.0	1.6	06/15/21 13:42	
1,4-Dichlorobenzene	ug/kg	ND	5.0	1.3	06/15/21 13:42	
2,2-Dichloropropane	ug/kg	ND	5.0	1.6	06/15/21 13:42	
2-Butanone (MEK)	ug/kg	ND	100	24.0	06/15/21 13:42	
2-Chlorotoluene	ug/kg	ND	5.0	1.8	06/15/21 13:42	
2-Hexanone	ug/kg	ND	50.0	4.8	06/15/21 13:42	
4-Chlorotoluene	ug/kg	ND	5.0	0.88	06/15/21 13:42	
4-Methyl-2-pentanone (MIBK)	ug/kg	ND	50.0	4.8	06/15/21 13:42	
Acetone	ug/kg	ND	100	32.1	06/15/21 13:42	
Benzene	ug/kg	ND	5.0	2.0	06/15/21 13:42	
Bromobenzene	ug/kg	ND	5.0	1.6	06/15/21 13:42	
Bromochloromethane	ug/kg	ND	5.0	1.5	06/15/21 13:42	
Bromodichloromethane	ug/kg	ND	5.0	1.9	06/15/21 13:42	
Bromoform	ug/kg	ND	5.0	1.8	06/15/21 13:42	
Bromomethane	ug/kg	ND	10.0	7.9	06/15/21 13:42	IK,v1
Carbon tetrachloride	ug/kg	ND	5.0	1.9	06/15/21 13:42	
Chlorobenzene	ug/kg	ND	5.0	0.96	06/15/21 13:42	
Chloroethane	ug/kg	ND	10.0	3.9	06/15/21 13:42	
Chloroform	ug/kg	ND	5.0	3.0	06/15/21 13:42	
Chloromethane	ug/kg	ND	10.0	4.2	06/15/21 13:42	
cis-1,2-Dichloroethene	ug/kg	ND	5.0	1.7	06/15/21 13:42	
cis-1,3-Dichloropropene	ug/kg	ND	5.0	1.4	06/15/21 13:42	

Results presented on this page are in the units indicated by the "Units" column except where an alternate unit is presented to the right of the result.

REPORT OF LABORATORY ANALYSIS

This report shall not be reproduced, except in full,
without the written consent of Pace Analytical Services, LLC.

Pace Analytical Services, LLC
9800 Kincey Ave. Suite 100
Huntersville, NC 28078
(704)875-9092

QUALITY CONTROL DATA

Project: CPC Huntersville/2020-L1-2448
Pace Project No.: 92543943

METHOD BLANK: 3296230 Matrix: Solid
Associated Lab Samples: 92543943001

Parameter	Units	Blank Result	Reporting Limit	MDL	Analyzed	Qualifiers
Dibromochloromethane	ug/kg	ND	5.0	2.8	06/15/21 13:42	
Dibromomethane	ug/kg	ND	5.0	1.1	06/15/21 13:42	
Dichlorodifluoromethane	ug/kg	ND	10.0	2.2	06/15/21 13:42	
Diisopropyl ether	ug/kg	ND	5.0	1.4	06/15/21 13:42	
Ethylbenzene	ug/kg	ND	5.0	2.3	06/15/21 13:42	
Hexachloro-1,3-butadiene	ug/kg	ND	10.0	8.2	06/15/21 13:42	
Isopropylbenzene (Cumene)	ug/kg	ND	5.0	1.7	06/15/21 13:42	
m&p-Xylene	ug/kg	ND	10.0	3.4	06/15/21 13:42	
Methyl-tert-butyl ether	ug/kg	ND	5.0	1.9	06/15/21 13:42	
Methylene Chloride	ug/kg	ND	20.0	13.7	06/15/21 13:42	
n-Butylbenzene	ug/kg	ND	5.0	2.4	06/15/21 13:42	
n-Propylbenzene	ug/kg	ND	5.0	1.8	06/15/21 13:42	
Naphthalene	ug/kg	ND	5.0	2.6	06/15/21 13:42	
o-Xylene	ug/kg	ND	5.0	2.2	06/15/21 13:42	
p-Isopropyltoluene	ug/kg	ND	5.0	2.5	06/15/21 13:42	
sec-Butylbenzene	ug/kg	ND	5.0	2.2	06/15/21 13:42	
Styrene	ug/kg	ND	5.0	1.3	06/15/21 13:42	
tert-Butylbenzene	ug/kg	ND	5.0	1.8	06/15/21 13:42	v2
Tetrachloroethene	ug/kg	ND	5.0	1.6	06/15/21 13:42	
Toluene	ug/kg	ND	5.0	1.4	06/15/21 13:42	
trans-1,2-Dichloroethene	ug/kg	ND	5.0	1.8	06/15/21 13:42	
trans-1,3-Dichloropropene	ug/kg	ND	5.0	1.7	06/15/21 13:42	
Trichloroethene	ug/kg	ND	5.0	1.3	06/15/21 13:42	
Trichlorofluoromethane	ug/kg	ND	5.0	2.8	06/15/21 13:42	
Vinyl acetate	ug/kg	ND	50.0	3.6	06/15/21 13:42	
Vinyl chloride	ug/kg	ND	10.0	2.5	06/15/21 13:42	
Xylene (Total)	ug/kg	ND	10.0	2.8	06/15/21 13:42	
1,2-Dichloroethane-d4 (S)	%	110	70-130		06/15/21 13:42	
4-Bromofluorobenzene (S)	%	96	69-134		06/15/21 13:42	
Toluene-d8 (S)	%	103	70-130		06/15/21 13:42	

LABORATORY CONTROL SAMPLE: 3296231

Parameter	Units	Spike Conc.	LCS Result	LCS % Rec	% Rec Limits	Qualifiers
1,1,1,2-Tetrachloroethane	ug/kg	1250	1270	102	70-130	
1,1,1-Trichloroethane	ug/kg	1250	1220	97	70-130	
1,1,2,2-Tetrachloroethane	ug/kg	1250	1210	97	70-130	
1,1,2-Trichloroethane	ug/kg	1250	1170	94	70-130	
1,1-Dichloroethane	ug/kg	1250	1370	110	70-130	
1,1-Dichloroethene	ug/kg	1250	1450	116	70-130	
1,1-Dichloropropene	ug/kg	1250	1340	107	70-130	
1,2,3-Trichlorobenzene	ug/kg	1250	1180	95	65-130	
1,2,3-Trichloropropane	ug/kg	1250	1240	99	70-130	
1,2,4-Trichlorobenzene	ug/kg	1250	1220	98	68-130	

Results presented on this page are in the units indicated by the "Units" column except where an alternate unit is presented to the right of the result.

REPORT OF LABORATORY ANALYSIS

This report shall not be reproduced, except in full,
without the written consent of Pace Analytical Services, LLC.

Pace Analytical Services, LLC
9800 Kincey Ave. Suite 100
Huntersville, NC 28078
(704)875-9092

QUALITY CONTROL DATA

Project: CPC Huntersville/2020-L1-2448
Pace Project No.: 92543943

LABORATORY CONTROL SAMPLE: 3296231

Parameter	Units	Spike Conc.	LCS Result	LCS % Rec	% Rec Limits	Qualifiers
1,2,4-Trimethylbenzene	ug/kg	1250	1320	105	70-130	
1,2-Dibromo-3-chloropropane	ug/kg	1250	1090	87	70-130	
1,2-Dibromoethane (EDB)	ug/kg	1250	1310	105	70-130	
1,2-Dichlorobenzene	ug/kg	1250	1240	99	70-130	
1,2-Dichloroethane	ug/kg	1250	1310	105	63-130	
1,2-Dichloropropane	ug/kg	1250	1330	107	70-130	
1,3,5-Trimethylbenzene	ug/kg	1250	1200	96	70-130	
1,3-Dichlorobenzene	ug/kg	1250	1260	101	70-130	
1,3-Dichloropropane	ug/kg	1250	1360	109	70-130	
1,4-Dichlorobenzene	ug/kg	1250	1280	102	70-130	
2,2-Dichloropropane	ug/kg	1250	1280	103	66-130	
2-Butanone (MEK)	ug/kg	2500	2400	96	70-130	
2-Chlorotoluene	ug/kg	1250	1270	101	70-130	
2-Hexanone	ug/kg	2500	2590	103	70-130	
4-Chlorotoluene	ug/kg	1250	1210	97	70-130	
4-Methyl-2-pentanone (MIBK)	ug/kg	2500	2560	102	70-130	
Acetone	ug/kg	2500	2450	98	69-130	
Benzene	ug/kg	1250	1300	104	70-130	
Bromobenzene	ug/kg	1250	1300	104	70-130	
Bromochloromethane	ug/kg	1250	1400	112	70-130	
Bromodichloromethane	ug/kg	1250	1210	97	69-130	
Bromoform	ug/kg	1250	1210	97	70-130	
Bromomethane	ug/kg	1250	2420	193	52-130	IK,L1,v1
Carbon tetrachloride	ug/kg	1250	1280	103	70-130	
Chlorobenzene	ug/kg	1250	1360	109	70-130	
Chloroethane	ug/kg	1250	1440	115	65-130	
Chloroform	ug/kg	1250	1240	99	70-130	
Chloromethane	ug/kg	1250	1460	117	55-130	
cis-1,2-Dichloroethene	ug/kg	1250	1370	110	70-130	
cis-1,3-Dichloropropene	ug/kg	1250	1260	100	70-130	
Dibromochloromethane	ug/kg	1250	1280	102	70-130	
Dibromomethane	ug/kg	1250	1330	106	70-130	
Dichlorodifluoromethane	ug/kg	1250	1600	128	45-156	
Diisopropyl ether	ug/kg	1250	1200	96	70-130	
Ethylbenzene	ug/kg	1250	1270	102	70-130	
Hexachloro-1,3-butadiene	ug/kg	1250	1310	105	66-130	
Isopropylbenzene (Cumene)	ug/kg	1250	1360	109	70-130	
m&p-Xylene	ug/kg	2500	2560	102	70-130	
Methyl-tert-butyl ether	ug/kg	1250	1230	98	70-130	
Methylene Chloride	ug/kg	1250	1410	113	65-130	
n-Butylbenzene	ug/kg	1250	1290	103	67-130	
n-Propylbenzene	ug/kg	1250	1240	99	70-130	
Naphthalene	ug/kg	1250	1080	86	70-130	
o-Xylene	ug/kg	1250	1280	102	70-130	
p-Isopropyltoluene	ug/kg	1250	1220	98	67-130	
sec-Butylbenzene	ug/kg	1250	1260	101	69-130	
Styrene	ug/kg	1250	1310	105	70-130	

Results presented on this page are in the units indicated by the "Units" column except where an alternate unit is presented to the right of the result.

REPORT OF LABORATORY ANALYSIS

This report shall not be reproduced, except in full,
without the written consent of Pace Analytical Services, LLC.

Pace Analytical Services, LLC
9800 Kincey Ave. Suite 100
Huntersville, NC 28078
(704)875-9092

QUALITY CONTROL DATA

Project: CPC Huntersville/2020-L1-2448
Pace Project No.: 92543943

LABORATORY CONTROL SAMPLE: 3296231

Parameter	Units	Spike Conc.	LCS Result	LCS % Rec	% Rec Limits	Qualifiers
tert-Butylbenzene	ug/kg	1250	956	76	67-130	v3
Tetrachloroethene	ug/kg	1250	1390	111	70-130	
Toluene	ug/kg	1250	1220	97	70-130	
trans-1,2-Dichloroethene	ug/kg	1250	1370	109	70-130	
trans-1,3-Dichloropropene	ug/kg	1250	1240	99	68-130	
Trichloroethene	ug/kg	1250	1320	105	70-130	
Trichlorofluoromethane	ug/kg	1250	1360	109	70-130	
Vinyl acetate	ug/kg	2500	2760	110	70-130	
Vinyl chloride	ug/kg	1250	1440	116	61-130	
Xylene (Total)	ug/kg	3750	3840	102	70-130	
1,2-Dichloroethane-d4 (S)	%			93	70-130	
4-Bromofluorobenzene (S)	%			98	69-134	
Toluene-d8 (S)	%			100	70-130	

MATRIX SPIKE & MATRIX SPIKE DUPLICATE: 3297676 3298549

Parameter	Units	92543910003 Result	MS Spike Conc.	MSD Spike Conc.	MS Result	MSD Result	MS % Rec	MSD % Rec	% Rec Limits	RPD	Max RPD	Qual
1,1,1,2-Tetrachloroethane	ug/kg	ND	735	735	605	792	82	108	70-131	27	30	
1,1,1-Trichloroethane	ug/kg	ND	735	735	613	830	83	113	65-133	30	30	
1,1,2,2-Tetrachloroethane	ug/kg	ND	735	735	580	781	79	106	66-130	29	30	
1,1,2-Trichloroethane	ug/kg	ND	735	735	591	798	80	109	66-133	30	30	
1,1-Dichloroethane	ug/kg	ND	735	735	682	906	93	123	65-130	28	30	
1,1-Dichloroethene	ug/kg	ND	735	735	751	1010	102	138	10-158	30	30	
1,1-Dichloropropene	ug/kg	ND	735	735	690	944	94	128	68-133	31	30	R1
1,2,3-Trichlorobenzene	ug/kg	ND	735	735	537	734	73	100	27-138	31	30	R1
1,2,3-Trichloropropane	ug/kg	ND	735	735	569	779	77	106	67-130	31	30	R1
1,2,4-Trichlorobenzene	ug/kg	ND	735	735	590	788	80	107	51-134	29	30	
1,2,4-Trimethylbenzene	ug/kg	ND	735	735	714	865	97	118	63-136	19	30	
1,2-Dibromo-3-chloropropane	ug/kg	ND	735	735	449	614	61	84	32-130	31	30	R1
1,2-Dibromoethane (EDB)	ug/kg	ND	735	735	639	843	87	115	70-130	28	30	
1,2-Dichlorobenzene	ug/kg	ND	735	735	622	814	85	111	69-130	27	30	
1,2-Dichloroethane	ug/kg	ND	735	735	672	881	91	120	59-130	27	30	
1,2-Dichloropropane	ug/kg	ND	735	735	675	918	92	125	70-130	31	30	R1
1,3,5-Trimethylbenzene	ug/kg	ND	735	735	612	771	83	105	65-137	23	30	
1,3-Dichlorobenzene	ug/kg	ND	735	735	641	833	87	113	70-130	26	30	
1,3-Dichloropropane	ug/kg	ND	735	735	676	899	92	122	70-130	28	30	
1,4-Dichlorobenzene	ug/kg	ND	735	735	641	843	87	115	68-130	27	30	
2,2-Dichloropropane	ug/kg	ND	735	735	570	880	78	120	32-130	43	30	R1
2-Butanone (MEK)	ug/kg	ND	1480	1480	1040	1510	71	102	10-136	37	30	R1
2-Chlorotoluene	ug/kg	ND	735	735	622	814	85	111	69-141	27	30	
2-Hexanone	ug/kg	ND	1480	1480	1130	1530	77	104	10-144	30	30	
4-Chlorotoluene	ug/kg	ND	735	735	604	788	82	107	70-132	26	30	
4-Methyl-2-pentanone (MIBK)	ug/kg	ND	1480	1480	1150	1600	78	109	25-143	33	30	R1

Results presented on this page are in the units indicated by the "Units" column except where an alternate unit is presented to the right of the result.

REPORT OF LABORATORY ANALYSIS

This report shall not be reproduced, except in full,
without the written consent of Pace Analytical Services, LLC.

Pace Analytical Services, LLC
9800 Kincey Ave. Suite 100
Huntersville, NC 28078
(704)875-9092

QUALITY CONTROL DATA

Project: CPC Huntersville/2020-L1-2448
Pace Project No.: 92543943

MATRIX SPIKE & MATRIX SPIKE DUPLICATE: 3297676 3298549

Parameter	Units	92543910003 Result	MS Spike Conc.	MSD Spike Conc.	MS Result	MSD Result	MS % Rec	MSD % Rec	% Rec Limits	RPD	Max RPD	Qual
Acetone	ug/kg	ND	1480	1480	1040	1480	71	100	10-130	35	30	R1
Benzene	ug/kg	ND	735	735	664	894	90	122	67-130	30	30	
Bromobenzene	ug/kg	ND	735	735	638	826	87	112	70-130	26	30	
Bromochloromethane	ug/kg	ND	735	735	715	962	97	131	69-134	29	30	
Bromodichloromethane	ug/kg	ND	735	735	553	759	75	103	64-130	31	30	R1
Bromoform	ug/kg	ND	735	735	492	673	67	92	62-130	31	30	R1
Bromomethane	ug/kg	ND	735	735	615	720	84	98	20-176	16	30	IK,v1
Carbon tetrachloride	ug/kg	ND	735	735	597	807	81	110	65-140	30	30	
Chlorobenzene	ug/kg	ND	735	735	698	903	95	123	70-130	26	30	
Chloroethane	ug/kg	ND	735	735	156	224	21	30	10-130	36	30	R1
Chloroform	ug/kg	ND	735	735	644	854	88	116	63-130	28	30	
Chloromethane	ug/kg	ND	735	735	860	1110	117	150	58-130	25	30	M1
cis-1,2-Dichloroethene	ug/kg	ND	735	735	711	930	97	126	66-130	27	30	
cis-1,3-Dichloropropene	ug/kg	ND	735	735	596	842	81	115	67-130	34	30	R1
Dibromochloromethane	ug/kg	ND	735	735	551	739	75	101	67-130	29	30	
Dibromomethane	ug/kg	ND	735	735	679	888	92	121	63-131	27	30	
Dichlorodifluoromethane	ug/kg	ND	735	735	852	1100	116	149	44-180	25	30	
Diisopropyl ether	ug/kg	ND	735	735	585	824	80	112	63-130	34	30	R1
Ethylbenzene	ug/kg	ND	735	735	675	860	92	117	66-130	24	30	
Hexachloro-1,3-butadiene	ug/kg	ND	735	735	679	909	92	124	64-150	29	30	
Isopropylbenzene (Cumene)	ug/kg	ND	735	735	696	908	95	124	69-135	27	30	
m&p-Xylene	ug/kg	ND	1480	1480	1390	1770	95	121	60-133	24	30	
Methyl-tert-butyl ether	ug/kg	ND	735	735	619	849	84	116	65-130	31	30	R1
Methylene Chloride	ug/kg	ND	735	735	732	938	100	128	61-130	25	30	
n-Butylbenzene	ug/kg	ND	735	735	649	834	88	113	65-140	25	30	
n-Propylbenzene	ug/kg	ND	735	735	632	814	86	111	67-140	25	30	
Naphthalene	ug/kg	ND	735	735	500	663	68	90	15-145	28	30	
o-Xylene	ug/kg	ND	735	735	684	889	93	121	66-133	26	30	
p-Isopropyltoluene	ug/kg	ND	735	735	614	810	83	110	56-147	28	30	
sec-Butylbenzene	ug/kg	ND	735	735	634	841	86	114	65-139	28	30	
Styrene	ug/kg	ND	735	735	653	857	89	117	70-132	27	30	
tert-Butylbenzene	ug/kg	ND	735	735	482	631	66	86	62-135	27	30	v3
Tetrachloroethene	ug/kg	ND	735	735	721	936	97	127	70-135	26	30	
Toluene	ug/kg	ND	735	735	670	873	91	119	67-130	26	30	
trans-1,2-Dichloroethene	ug/kg	ND	735	735	689	ND	94	0	69-130		30	M1
trans-1,3-Dichloropropene	ug/kg	ND	735	735	577	811	79	110	62-130	34	30	R1
Trichloroethene	ug/kg	ND	735	735	713	920	97	125	70-135	25	30	
Trichlorofluoromethane	ug/kg	ND	735	735	238	319	32	43	10-130	29	30	
Vinyl acetate	ug/kg	ND	1480	1480	1200	1710	81	116	53-130	35	30	R1
Vinyl chloride	ug/kg	ND	735	735	773	1010	105	137	61-148	26	30	
Xylene (Total)	ug/kg	ND	2210	2210	2080	2660	94	121	63-132	25	30	
1,2-Dichloroethane-d4 (S)	%						102	104	70-130			
4-Bromofluorobenzene (S)	%						102	100	69-134			
Toluene-d8 (S)	%						101	103	70-130			

Results presented on this page are in the units indicated by the "Units" column except where an alternate unit is presented to the right of the result.

REPORT OF LABORATORY ANALYSIS

This report shall not be reproduced, except in full,
without the written consent of Pace Analytical Services, LLC.

Pace Analytical Services, LLC
9800 Kincey Ave. Suite 100
Huntersville, NC 28078
(704)875-9092

QUALITY CONTROL DATA

Project: CPC Huntersville/2020-L1-2448
Pace Project No.: 92543943

QC Batch: 627317
QC Batch Method: EPA 5035A/5030B
Analysis Method: EPA 8260D
Analysis Description: 8260D 5035A 5030B
Laboratory: Pace Analytical Services - Charlotte

Associated Lab Samples: 92543943002

METHOD BLANK: 3298048 Matrix: Solid
Associated Lab Samples: 92543943002

Parameter	Units	Blank Result	Reporting Limit	MDL	Analyzed	Qualifiers
1,1,1,2-Tetrachloroethane	ug/kg	ND	5.0	1.9	06/15/21 14:44	
1,1,1-Trichloroethane	ug/kg	ND	5.0	2.6	06/15/21 14:44	
1,1,2,2-Tetrachloroethane	ug/kg	ND	5.0	1.3	06/15/21 14:44	
1,1,2-Trichloroethane	ug/kg	ND	5.0	1.7	06/15/21 14:44	
1,1-Dichloroethane	ug/kg	ND	5.0	2.1	06/15/21 14:44	
1,1-Dichloroethene	ug/kg	ND	5.0	2.1	06/15/21 14:44	
1,1-Dichloropropene	ug/kg	ND	5.0	2.4	06/15/21 14:44	
1,2,3-Trichlorobenzene	ug/kg	ND	5.0	4.0	06/15/21 14:44	
1,2,3-Trichloropropane	ug/kg	ND	5.0	2.5	06/15/21 14:44	
1,2,4-Trichlorobenzene	ug/kg	ND	5.0	4.2	06/15/21 14:44	
1,2,4-Trimethylbenzene	ug/kg	ND	5.0	1.4	06/15/21 14:44	
1,2-Dibromo-3-chloropropane	ug/kg	ND	5.0	1.9	06/15/21 14:44	
1,2-Dibromoethane (EDB)	ug/kg	ND	5.0	2.2	06/15/21 14:44	
1,2-Dichlorobenzene	ug/kg	ND	5.0	1.8	06/15/21 14:44	
1,2-Dichloroethane	ug/kg	ND	5.0	3.3	06/15/21 14:44	
1,2-Dichloropropane	ug/kg	ND	5.0	1.5	06/15/21 14:44	
1,3,5-Trimethylbenzene	ug/kg	ND	5.0	1.7	06/15/21 14:44	
1,3-Dichlorobenzene	ug/kg	ND	5.0	1.6	06/15/21 14:44	
1,3-Dichloropropane	ug/kg	ND	5.0	1.6	06/15/21 14:44	
1,4-Dichlorobenzene	ug/kg	ND	5.0	1.3	06/15/21 14:44	
2,2-Dichloropropane	ug/kg	ND	5.0	1.6	06/15/21 14:44	
2-Butanone (MEK)	ug/kg	ND	100	24.0	06/15/21 14:44	
2-Chlorotoluene	ug/kg	ND	5.0	1.8	06/15/21 14:44	
2-Hexanone	ug/kg	ND	50.0	4.8	06/15/21 14:44	
4-Chlorotoluene	ug/kg	ND	5.0	0.88	06/15/21 14:44	
4-Methyl-2-pentanone (MIBK)	ug/kg	ND	50.0	4.8	06/15/21 14:44	
Acetone	ug/kg	ND	100	32.1	06/15/21 14:44	
Benzene	ug/kg	ND	5.0	2.0	06/15/21 14:44	
Bromobenzene	ug/kg	ND	5.0	1.6	06/15/21 14:44	
Bromochloromethane	ug/kg	ND	5.0	1.5	06/15/21 14:44	
Bromodichloromethane	ug/kg	ND	5.0	1.9	06/15/21 14:44	
Bromoform	ug/kg	ND	5.0	1.8	06/15/21 14:44	
Bromomethane	ug/kg	ND	10.0	7.9	06/15/21 14:44	IK,v1
Carbon tetrachloride	ug/kg	ND	5.0	1.9	06/15/21 14:44	
Chlorobenzene	ug/kg	ND	5.0	0.96	06/15/21 14:44	
Chloroethane	ug/kg	ND	10.0	3.9	06/15/21 14:44	
Chloroform	ug/kg	ND	5.0	3.0	06/15/21 14:44	
Chloromethane	ug/kg	ND	10.0	4.2	06/15/21 14:44	
cis-1,2-Dichloroethene	ug/kg	ND	5.0	1.7	06/15/21 14:44	
cis-1,3-Dichloropropene	ug/kg	ND	5.0	1.4	06/15/21 14:44	

Results presented on this page are in the units indicated by the "Units" column except where an alternate unit is presented to the right of the result.

REPORT OF LABORATORY ANALYSIS

This report shall not be reproduced, except in full,
without the written consent of Pace Analytical Services, LLC.

Pace Analytical Services, LLC
9800 Kincey Ave. Suite 100
Huntersville, NC 28078
(704)875-9092

QUALITY CONTROL DATA

Project: CPC Huntersville/2020-L1-2448
Pace Project No.: 92543943

METHOD BLANK: 3298048 Matrix: Solid
Associated Lab Samples: 92543943002

Parameter	Units	Blank Result	Reporting Limit	MDL	Analyzed	Qualifiers
Dibromochloromethane	ug/kg	ND	5.0	2.8	06/15/21 14:44	
Dibromomethane	ug/kg	ND	5.0	1.1	06/15/21 14:44	
Dichlorodifluoromethane	ug/kg	ND	10.0	2.2	06/15/21 14:44	
Diisopropyl ether	ug/kg	ND	5.0	1.4	06/15/21 14:44	
Ethylbenzene	ug/kg	ND	5.0	2.3	06/15/21 14:44	
Hexachloro-1,3-butadiene	ug/kg	ND	10.0	8.2	06/15/21 14:44	
Isopropylbenzene (Cumene)	ug/kg	ND	5.0	1.7	06/15/21 14:44	
m&p-Xylene	ug/kg	ND	10.0	3.4	06/15/21 14:44	
Methyl-tert-butyl ether	ug/kg	ND	5.0	1.9	06/15/21 14:44	
Methylene Chloride	ug/kg	ND	20.0	13.7	06/15/21 14:44	
n-Butylbenzene	ug/kg	ND	5.0	2.4	06/15/21 14:44	
n-Propylbenzene	ug/kg	ND	5.0	1.8	06/15/21 14:44	
Naphthalene	ug/kg	ND	5.0	2.6	06/15/21 14:44	
o-Xylene	ug/kg	ND	5.0	2.2	06/15/21 14:44	
p-Isopropyltoluene	ug/kg	ND	5.0	2.5	06/15/21 14:44	
sec-Butylbenzene	ug/kg	ND	5.0	2.2	06/15/21 14:44	
Styrene	ug/kg	ND	5.0	1.3	06/15/21 14:44	
tert-Butylbenzene	ug/kg	ND	5.0	1.8	06/15/21 14:44	
Tetrachloroethene	ug/kg	ND	5.0	1.6	06/15/21 14:44	
Toluene	ug/kg	ND	5.0	1.4	06/15/21 14:44	
trans-1,2-Dichloroethene	ug/kg	ND	5.0	1.8	06/15/21 14:44	
trans-1,3-Dichloropropene	ug/kg	ND	5.0	1.7	06/15/21 14:44	
Trichloroethene	ug/kg	ND	5.0	1.3	06/15/21 14:44	
Trichlorofluoromethane	ug/kg	ND	5.0	2.8	06/15/21 14:44	
Vinyl acetate	ug/kg	ND	50.0	3.6	06/15/21 14:44	
Vinyl chloride	ug/kg	ND	10.0	2.5	06/15/21 14:44	
Xylene (Total)	ug/kg	ND	10.0	2.8	06/15/21 14:44	
1,2-Dichloroethane-d4 (S)	%	111	70-130		06/15/21 14:44	
4-Bromofluorobenzene (S)	%	99	69-134		06/15/21 14:44	
Toluene-d8 (S)	%	100	70-130		06/15/21 14:44	

LABORATORY CONTROL SAMPLE: 3298049

Parameter	Units	Spike Conc.	LCS Result	LCS % Rec	% Rec Limits	Qualifiers
1,1,1,2-Tetrachloroethane	ug/kg	1250	1210	96	70-130	
1,1,1-Trichloroethane	ug/kg	1250	1110	89	70-130	
1,1,2,2-Tetrachloroethane	ug/kg	1250	1120	90	70-130	
1,1,2-Trichloroethane	ug/kg	1250	1100	88	70-130	
1,1-Dichloroethane	ug/kg	1250	1250	100	70-130	
1,1-Dichloroethene	ug/kg	1250	1300	104	70-130	
1,1-Dichloropropene	ug/kg	1250	1200	96	70-130	
1,2,3-Trichlorobenzene	ug/kg	1250	1240	99	65-130	
1,2,3-Trichloropropane	ug/kg	1250	1180	95	70-130	
1,2,4-Trichlorobenzene	ug/kg	1250	1250	100	68-130	

Results presented on this page are in the units indicated by the "Units" column except where an alternate unit is presented to the right of the result.

REPORT OF LABORATORY ANALYSIS

This report shall not be reproduced, except in full,
without the written consent of Pace Analytical Services, LLC.

Pace Analytical Services, LLC
9800 Kincey Ave. Suite 100
Huntersville, NC 28078
(704)875-9092

QUALITY CONTROL DATA

Project: CPC Huntersville/2020-L1-2448
Pace Project No.: 92543943

LABORATORY CONTROL SAMPLE: 3298049

Parameter	Units	Spike Conc.	LCS Result	LCS % Rec	% Rec Limits	Qualifiers
1,2,4-Trimethylbenzene	ug/kg	1250	1200	96	70-130	
1,2-Dibromo-3-chloropropane	ug/kg	1250	1180	94	70-130	
1,2-Dibromoethane (EDB)	ug/kg	1250	1190	95	70-130	
1,2-Dichlorobenzene	ug/kg	1250	1190	95	70-130	
1,2-Dichloroethane	ug/kg	1250	1180	94	63-130	
1,2-Dichloropropane	ug/kg	1250	1240	99	70-130	
1,3,5-Trimethylbenzene	ug/kg	1250	1210	97	70-130	
1,3-Dichlorobenzene	ug/kg	1250	1190	95	70-130	
1,3-Dichloropropane	ug/kg	1250	1200	96	70-130	
1,4-Dichlorobenzene	ug/kg	1250	1200	96	70-130	
2,2-Dichloropropane	ug/kg	1250	1130	91	66-130	
2-Butanone (MEK)	ug/kg	2500	2430	97	70-130	
2-Chlorotoluene	ug/kg	1250	1260	100	70-130	
2-Hexanone	ug/kg	2500	2490	100	70-130	
4-Chlorotoluene	ug/kg	1250	1170	94	70-130	
4-Methyl-2-pentanone (MIBK)	ug/kg	2500	2500	100	70-130	
Acetone	ug/kg	2500	2460	98	69-130	
Benzene	ug/kg	1250	1190	95	70-130	
Bromobenzene	ug/kg	1250	1230	98	70-130	
Bromochloromethane	ug/kg	1250	1220	98	70-130	
Bromodichloromethane	ug/kg	1250	1090	87	69-130	
Bromoform	ug/kg	1250	1130	90	70-130	
Bromomethane	ug/kg	1250	1510	121	52-130	IK,v1
Carbon tetrachloride	ug/kg	1250	1200	96	70-130	
Chlorobenzene	ug/kg	1250	1200	96	70-130	
Chloroethane	ug/kg	1250	1370	110	65-130	
Chloroform	ug/kg	1250	1310	105	70-130	
Chloromethane	ug/kg	1250	1200	96	55-130	
cis-1,2-Dichloroethene	ug/kg	1250	1240	99	70-130	
cis-1,3-Dichloropropene	ug/kg	1250	1200	96	70-130	
Dibromochloromethane	ug/kg	1250	1170	94	70-130	
Dibromomethane	ug/kg	1250	1200	96	70-130	
Dichlorodifluoromethane	ug/kg	1250	1320	105	45-156	
Diisopropyl ether	ug/kg	1250	1170	94	70-130	
Ethylbenzene	ug/kg	1250	1320	106	70-130	
Hexachloro-1,3-butadiene	ug/kg	1250	1360	109	66-130	
Isopropylbenzene (Cumene)	ug/kg	1250	1250	100	70-130	
m&p-Xylene	ug/kg	2500	2460	98	70-130	
Methyl-tert-butyl ether	ug/kg	1250	1150	92	70-130	
Methylene Chloride	ug/kg	1250	1310	105	65-130	
n-Butylbenzene	ug/kg	1250	1320	106	67-130	
n-Propylbenzene	ug/kg	1250	1260	101	70-130	
Naphthalene	ug/kg	1250	1170	93	70-130	
o-Xylene	ug/kg	1250	1220	97	70-130	
p-Isopropyltoluene	ug/kg	1250	1250	100	67-130	
sec-Butylbenzene	ug/kg	1250	1250	100	69-130	
Styrene	ug/kg	1250	1220	98	70-130	

Results presented on this page are in the units indicated by the "Units" column except where an alternate unit is presented to the right of the result.

REPORT OF LABORATORY ANALYSIS

This report shall not be reproduced, except in full,
without the written consent of Pace Analytical Services, LLC.

Pace Analytical Services, LLC
9800 Kincey Ave. Suite 100
Huntersville, NC 28078
(704)875-9092

QUALITY CONTROL DATA

Project: CPC Huntersville/2020-L1-2448
Pace Project No.: 92543943

LABORATORY CONTROL SAMPLE: 3298049

Parameter	Units	Spike Conc.	LCS Result	LCS % Rec	% Rec Limits	Qualifiers
tert-Butylbenzene	ug/kg	1250	1180	94	67-130	
Tetrachloroethene	ug/kg	1250	1130	90	70-130	
Toluene	ug/kg	1250	1160	93	70-130	
trans-1,2-Dichloroethene	ug/kg	1250	1260	101	70-130	
trans-1,3-Dichloropropene	ug/kg	1250	1200	96	68-130	
Trichloroethene	ug/kg	1250	1210	97	70-130	
Trichlorofluoromethane	ug/kg	1250	1240	100	70-130	
Vinyl acetate	ug/kg	2500	2720	109	70-130	
Vinyl chloride	ug/kg	1250	1300	104	61-130	
Xylene (Total)	ug/kg	3750	3680	98	70-130	
1,2-Dichloroethane-d4 (S)	%			100	70-130	
4-Bromofluorobenzene (S)	%			101	69-134	
Toluene-d8 (S)	%			100	70-130	

MATRIX SPIKE & MATRIX SPIKE DUPLICATE: 3298050 3298051

Parameter	Units	92543943002 Result	MS Spike Conc.	MSD Spike Conc.	MS Result	MSD Result	MS % Rec	MSD % Rec	% Rec Limits	RPD	Max RPD	Qual
1,1,1,2-Tetrachloroethane	ug/kg	ND	9310	9310	8960	9890	96	106	70-131	10	30	
1,1,1-Trichloroethane	ug/kg	ND	9310	9310	8920	9880	96	106	65-133	10	30	
1,1,2,2-Tetrachloroethane	ug/kg	ND	9310	9310	8460	9530	91	102	66-130	12	30	
1,1,2-Trichloroethane	ug/kg	ND	9310	9310	8480	9610	91	103	66-133	13	30	
1,1-Dichloroethane	ug/kg	ND	9310	9310	9790	11100	105	119	65-130	12	30	
1,1-Dichloroethene	ug/kg	ND	9310	9310	10700	11700	115	126	10-158	10	30	
1,1-Dichloropropene	ug/kg	ND	9310	9310	9660	10500	104	113	68-133	9	30	
1,2,3-Trichlorobenzene	ug/kg	ND	9310	9310	8180	9470	88	102	27-138	15	30	
1,2,3-Trichloropropane	ug/kg	ND	9310	9310	8550	9550	92	103	67-130	11	30	
1,2,4-Trichlorobenzene	ug/kg	ND	9310	9310	8260	9420	89	101	51-134	13	30	
1,2,4-Trimethylbenzene	ug/kg	48300	9310	9310	56600	58500	88	109	63-136	3	30	
1,2-Dibromo-3-chloropropane	ug/kg	ND	9310	9310	8180	9030	88	97	32-130	10	30	
1,2-Dibromoethane (EDB)	ug/kg	ND	9310	9310	9020	9980	97	107	70-130	10	30	
1,2-Dichlorobenzene	ug/kg	ND	9310	9310	8590	9280	92	100	69-130	8	30	
1,2-Dichloroethane	ug/kg	ND	9310	9310	9100	10300	98	111	59-130	12	30	
1,2-Dichloropropane	ug/kg	ND	9310	9310	9420	10400	101	112	70-130	10	30	
1,3,5-Trimethylbenzene	ug/kg	13300	9310	9310	21700	23100	90	105	65-137	6	30	
1,3-Dichlorobenzene	ug/kg	ND	9310	9310	8680	9150	93	98	70-130	5	30	
1,3-Dichloropropane	ug/kg	ND	9310	9310	9220	10200	99	110	70-130	10	30	
1,4-Dichlorobenzene	ug/kg	ND	9310	9310	8500	9320	91	100	68-130	9	30	
2,2-Dichloropropane	ug/kg	ND	9310	9310	8470	9410	91	101	32-130	11	30	
2-Butanone (MEK)	ug/kg	ND	18700	18700	20000	22200	107	119	10-136	10	30	
2-Chlorotoluene	ug/kg	ND	9310	9310	10500	11200	113	121	69-141	7	30	
2-Hexanone	ug/kg	ND	18700	18700	18900	21000	101	113	10-144	11	30	
4-Chlorotoluene	ug/kg	ND	9310	9310	8700	9440	93	101	70-132	8	30	
4-Methyl-2-pentanone (MIBK)	ug/kg	ND	18700	18700	19800	22000	106	118	25-143	10	30	

Results presented on this page are in the units indicated by the "Units" column except where an alternate unit is presented to the right of the result.

REPORT OF LABORATORY ANALYSIS

This report shall not be reproduced, except in full,
without the written consent of Pace Analytical Services, LLC.

Pace Analytical Services, LLC
9800 Kincey Ave. Suite 100
Huntersville, NC 28078
(704)875-9092

QUALITY CONTROL DATA

Project: CPC Huntersville/2020-L1-2448
Pace Project No.: 92543943

MATRIX SPIKE & MATRIX SPIKE DUPLICATE: 3298050 3298051

Parameter	Units	92543943002 Result	MS Spike Conc.	MSD Spike Conc.	MS Result	MSD Result	MS % Rec	MSD % Rec	% Rec Limits	RPD	Max RPD	Qual
Acetone	ug/kg	1980	18700	18700	18900	21900	91	107	10-130	14	30	
Benzene	ug/kg	1320	9310	9310	10500	11500	98	109	67-130	9	30	
Bromobenzene	ug/kg	ND	9310	9310	8960	9840	96	106	70-130	9	30	
Bromochloromethane	ug/kg	ND	9310	9310	9390	10500	101	112	69-134	11	30	
Bromodichloromethane	ug/kg	ND	9310	9310	8170	9090	88	98	64-130	11	30	
Bromoform	ug/kg	ND	9310	9310	7940	8900	85	95	62-130	11	30	
Bromomethane	ug/kg	ND	9310	9310	10000	10700	108	115	20-176	6	30	IK,v1
Carbon tetrachloride	ug/kg	ND	9310	9310	9370	10300	101	110	65-140	9	30	
Chlorobenzene	ug/kg	57.4J	9310	9310	9340	10100	100	108	70-130	8	30	
Chloroethane	ug/kg	ND	9310	9310	12700	13900	136	149	10-130	9	30	M1
Chloroform	ug/kg	ND	9310	9310	10100	11300	108	122	63-130	12	30	
Chloromethane	ug/kg	ND	9310	9310	10000	11000	107	118	58-130	9	30	
cis-1,2-Dichloroethene	ug/kg	ND	9310	9310	9490	10700	102	115	66-130	12	30	
cis-1,3-Dichloropropene	ug/kg	ND	9310	9310	8880	9960	95	107	67-130	11	30	
Dibromochloromethane	ug/kg	ND	9310	9310	8560	9570	92	103	67-130	11	30	
Dibromomethane	ug/kg	ND	9310	9310	8930	10000	96	108	63-131	12	30	
Dichlorodifluoromethane	ug/kg	ND	9310	9310	11100	11500	119	124	44-180	4	30	
Diisopropyl ether	ug/kg	ND	9310	9310	9050	10100	97	109	63-130	11	30	
Ethylbenzene	ug/kg	19600	9310	9310	29800	31000	110	122	66-130	4	30	
Hexachloro-1,3-butadiene	ug/kg	ND	9310	9310	9450	11000	101	118	64-150	15	30	
Isopropylbenzene (Cumene)	ug/kg	2120	9310	9310	11800	12400	103	111	69-135	6	30	
m&p-Xylene	ug/kg	75100	18700	18700	93100	94700	97	105	60-133	2	30	
Methyl-tert-butyl ether	ug/kg	ND	9310	9310	8610	9710	92	104	65-130	12	30	
Methylene Chloride	ug/kg	ND	9310	9310	10200	11500	109	123	61-130	12	30	
n-Butylbenzene	ug/kg	2600	9310	9310	12700	13600	108	118	65-140	7	30	
n-Propylbenzene	ug/kg	ND	9310	9310	16900	17700	181	190	67-140	5	30	M1
Naphthalene	ug/kg	6600	9310	9310	14600	15900	86	99	15-145	9	30	
o-Xylene	ug/kg	33100	9310	9310	42300	43500	98	111	66-133	3	30	
p-Isopropyltoluene	ug/kg	2410	9310	9310	11400	12300	96	106	56-147	8	30	
sec-Butylbenzene	ug/kg	ND	9310	9310	9920	10500	106	113	65-139	6	30	
Styrene	ug/kg	ND	9310	9310	9560	10300	103	111	70-132	8	30	
tert-Butylbenzene	ug/kg	ND	9310	9310	8610	9640	92	103	62-135	11	30	
Tetrachloroethene	ug/kg	ND	9310	9310	8700	9000	93	97	70-135	3	30	
Toluene	ug/kg	34500	9310	9310	43100	44500	93	108	67-130	3	30	
trans-1,2-Dichloroethene	ug/kg	ND	9310	9310	9920	11000	106	118	69-130	11	30	
trans-1,3-Dichloropropene	ug/kg	ND	9310	9310	8560	9670	92	104	62-130	12	30	
Trichloroethene	ug/kg	ND	9310	9310	9350	10100	100	108	70-135	7	30	
Trichlorofluoromethane	ug/kg	ND	9310	9310	10800	11600	116	125	10-130	8	30	
Vinyl acetate	ug/kg	ND	18700	18700	19800	22500	106	121	53-130	13	30	
Vinyl chloride	ug/kg	ND	9310	9310	10800	11700	116	125	61-148	8	30	
Xylene (Total)	ug/kg	108000	27900	27900	135000	138000	97	107	63-132	2	30	
1,2-Dichloroethane-d4 (S)	%						109	109	70-130			
4-Bromofluorobenzene (S)	%						102	100	69-134			
Toluene-d8 (S)	%						100	99	70-130			

Results presented on this page are in the units indicated by the "Units" column except where an alternate unit is presented to the right of the result.

REPORT OF LABORATORY ANALYSIS

This report shall not be reproduced, except in full,
without the written consent of Pace Analytical Services, LLC.

Pace Analytical Services, LLC
9800 Kincey Ave. Suite 100
Huntersville, NC 28078
(704)875-9092

QUALITY CONTROL DATA

Project: CPC Huntersville/2020-L1-2448
Pace Project No.: 92543943

QC Batch: 626657
QC Batch Method: SW-846
Analysis Method: SW-846
Analysis Description: Dry Weight/Percent Moisture
Laboratory: Pace Analytical Services - Charlotte

Associated Lab Samples: 92543943001, 92543943002

SAMPLE DUPLICATE: 3295131

Parameter	Units	92543915001 Result	Dup Result	RPD	Max RPD	Qualifiers
Percent Moisture	%	25.2	24.9	1	25	N2

SAMPLE DUPLICATE: 3295132

Parameter	Units	92543967004 Result	Dup Result	RPD	Max RPD	Qualifiers
Percent Moisture	%	28.9	27.6	4	25	N2

Results presented on this page are in the units indicated by the "Units" column except where an alternate unit is presented to the right of the result.

REPORT OF LABORATORY ANALYSIS

This report shall not be reproduced, except in full,
without the written consent of Pace Analytical Services, LLC.

Pace Analytical Services, LLC
9800 Kincey Ave. Suite 100
Huntersville, NC 28078
(704)875-9092

QUALIFIERS

Project: CPC Huntersville/2020-L1-2448
Pace Project No.: 92543943

DEFINITIONS

DF - Dilution Factor, if reported, represents the factor applied to the reported data due to dilution of the sample aliquot.

ND - Not Detected at or above adjusted reporting limit.

TNTC - Too Numerous To Count

J - Estimated concentration above the adjusted method detection limit and below the adjusted reporting limit.

MDL - Adjusted Method Detection Limit.

PQL - Practical Quantitation Limit.

RL - Reporting Limit - The lowest concentration value that meets project requirements for quantitative data with known precision and bias for a specific analyte in a specific matrix.

S - Surrogate

1,2-Diphenylhydrazine decomposes to and cannot be separated from Azobenzene using Method 8270. The result for each analyte is a combined concentration.

Consistent with EPA guidelines, unrounded data are displayed and have been used to calculate % recovery and RPD values.

LCS(D) - Laboratory Control Sample (Duplicate)

MS(D) - Matrix Spike (Duplicate)

DUP - Sample Duplicate

RPD - Relative Percent Difference

NC - Not Calculable.

SG - Silica Gel - Clean-Up

U - Indicates the compound was analyzed for, but not detected.

Acid preservation may not be appropriate for 2 Chloroethylvinyl ether.

A separate vial preserved to a pH of 4-5 is recommended in SW846 Chapter 4 for the analysis of Acrolein and Acrylonitrile by EPA Method 8260.

N-Nitrosodiphenylamine decomposes and cannot be separated from Diphenylamine using Method 8270. The result reported for each analyte is a combined concentration.

Pace Analytical is TNI accredited. Contact your Pace PM for the current list of accredited analytes.

TNI - The NELAC Institute.

ANALYTE QUALIFIERS

IK	The recalculated concentration of the calibration standard(s) did not meet method acceptance criteria; this result should be considered an estimated value.
L1	Analyte recovery in the laboratory control sample (LCS) was above QC limits. Results for this analyte in associated samples may be biased high.
M1	Matrix spike recovery exceeded QC limits. Batch accepted based on laboratory control sample (LCS) recovery.
N2	The lab does not hold NELAC/TNI accreditation for this parameter but other accreditations/certifications may apply. A complete list of accreditations/certifications is available upon request.
R1	RPD value was outside control limits.
S2	Surrogate recovery outside laboratory control limits due to matrix interferences (confirmed by similar results from sample re-analysis).
v1	The continuing calibration verification was above the method acceptance limit. Any detection for the analyte in the associated samples may have a high bias.
v2	The continuing calibration verification was below the method acceptance limit. The analyte was not detected in the associated samples and the sensitivity of the instrument was verified with a reporting limit check standard.
v3	The continuing calibration verification was below the method acceptance limit. Any detection for the analyte in the associated samples may have low bias.

This report shall not be reproduced, except in full,
without the written consent of Pace Analytical Services, LLC.

Pace Analytical Services, LLC
9800 Kincey Ave. Suite 100
Huntersville, NC 28078
(704)875-9092

QUALITY CONTROL DATA CROSS REFERENCE TABLE

Project: CPC Huntersville/2020-L1-2448
Pace Project No.: 92543943

Lab ID	Sample ID	QC Batch Method	QC Batch	Analytical Method	Analytical Batch
92543943001	**BB2(40-42')**	MADEP VPH	627210	MADEP VPH	627265
92543943002	**BA2(32-34')**	MADEP VPH	627210	MADEP VPH	627265
92543943001	**BB2(40-42')**	EPA 5035A/5030B	626922	EPA 8260D	627107
92543943002	**BA2(32-34')**	EPA 5035A/5030B	627317	EPA 8260D	627344
92543943001	**BB2(40-42')**	SW-846	626657		
92543943002	**BA2(32-34')**	SW-846	626657		

This report shall not be reproduced, except in full,
without the written consent of Pace Analytical Services, LLC.

CHAIN-OF-CUSTODY Analytical Request Document

nalytical

Chain-of-Custody is a LEGAL DOCUMENT - Complete all relevent fields

LAB USE ONLY- Affix Workorder/Login Label Here or List Pace Workorder N

WO# : 92543943

92543943

x Companies nwoods Bus. Pkwy Ste C w Street	Billing Information:
	Email To: Andrew.Street@apexcos.com
	Site Collection Info/Address: Huntersville-Concord Rd
Name/Number: Huntersville Site	State: / County/City: Time Zone Collected: [ ] PT [ ] MT [ ] CT [ ] ET
	Site/Facility ID #: Compliance Monitoring? [ ] Yes [Y] No
Humphrey rson	Purchase Order #: Quote #: 2020-21-2248 DW PWS ID #: DW Location Code:
ature)	Turnaround Date Required: Normal TAT Immediately Packed on Ice: [Y] Yes [ ] No
opriate [ ] Return	Rush: [ ] Same Day [ ] Next Day [ ] 2 Day [ ] 3 Day [ ] 4 Day [ ] 5 Day (Expedite Charges Apply) Field Filtered (if applicable): [ ] Yes [N] No Analysis:

** Preservative Types: (1) nitric acid, (2) sulfuric acid, (5) hydrochloric acid, (6) methanol, (7) sodium bisulfate, (8) sodium thiosulfate, (9) hexane, (A) ascorbic acid, (B) ammonium (C) ammonium hydroxide, (D) TSP, (U) Unpreserved, (O) Other _____

Analyses

nsert in Matrix box below): Drinking Water (DW), Ground Water (GW), Wastewater (WW), l/Solid (SL), Oil (OL), Wipe (WP), Air (AR), Tissue (TS), Bioassay (B), Vapor (V), Other (OT)

e ID	Matrix *	Comp / Grab	Collected (or Composite Start) Date	Time	Composite End Date	Time	Res Cl	# of Ctns	VOCs by 8260D	MADEP VPH	Lab Profile/Line: Lab Sample # / Commen
0'-4')	SL	G	6/10/21	1320				3	X	X	001
2'-34')	SL	G	6/10/21	1455				3	X	X	002

Lab Profile/Line:
Lab Sample Receipt Ch
Custody Seals Present
Custody Signatures Pr
Collector Signature P
Bottles Intact
Correct Bottles
Sufficient Volume
Samples Received on I
VOA - Headspace Accep
USDA Regulated Soils
Samples in Holding Ti
Residual Chlorine Pre
Cl Strips: _____
Sample pH Acceptable
pH Strips: _____
Sulfide Present
Lead Acetate Strips:

LAB USE ONLY:
92543943

ks / Special Conditions / Possible Hazards:

Type of Ice Used: (Wet) Blue Dry None

Packing Material Used: bubble wrap

Radchem sample(s) screened (<500 cpm): Y N NA

SHORT HOLDS PRESENT (<72 hours): Y (N) N/A

Lab Tracking #: 2632359

Samples received via: FEDEX UPS Client Courier (Pace Courier)

Lab Sample Temp
Temp Blank Re
Therm ID#: ___
Cooler 1 Temp
Cooler 1 Therm
Cooler 1 Corre
Comments:

Company: (Signature)	Date/Time:	Received by/Company: (Signature)	Date/Time:
	6/10/21 17:45	Matt Rusch / Pace	6/11/21 1318
Company: (Signature) Rusch / Pace	Date/Time: 6/11/21 1425	Received by/Company: (Signature) To Pace FM	Date/Time: 6/11/21 1425
Company: (Signature)	Date/Time:	Received by/Company: (Signature)	Date/Time:

MTJL LAB USE ONLY

Table #:
Acctnum:
Template:
Prelogin:
PM:
PB:

Trip Blank Rece
HCL MeOH

Non Conforman
YES / NO

Pace Analytical Services, LLC
9800 Kincey Ave. Suite 100
Huntersville, NC 28078
(704)875-9092

June 28, 2021

Andrew Street
Apex Companies - NC
5900 Northwoods Business Pkwy
Suite 5900-0
Charlotte, NC 28269

RE: Project: CPC Huntersville/2020-L1-2448
Pace Project No.: 92544080

Dear Andrew Street:

Enclosed are the analytical results for sample(s) received by the laboratory on June 14, 2021. The results relate only to the samples included in this report. Results reported herein conform to the applicable TNI/NELAC Standards and the laboratory's Quality Manual, where applicable, unless otherwise noted in the body of the report.

The test results provided in this final report were generated by each of the following laboratories within the Pace Network:

- Pace Analytical Services - Charlotte

If you have any questions concerning this report, please feel free to contact me.

Sincerely,

Angela M. Baioni

Angela Baioni
angela.baioni@pacelabs.com
(704)875-9092
Project Manager

Enclosures

cc: J Culbreath, Colonial Pipeline Company
Naomi Fretz, APEX Companies, LLC
Robert Hughes, Colonial Pipeline
Cameron Lee, Montrose-EPS
Jamie Moran, APEX Companies, LLC
Jeff Morrison, Colonial Pipeline Company
Tom Naumann, APEX Companies - NC
Joe Nicolette, Montrose-EPS
Christopher Schultz, Apex Companies
Matt Teixeira, Apex Companies, LLC
Michael Verdon, Colonial Pipeline Company
JM Wyatt, Colonial Pipeline Company

REPORT OF LABORATORY ANALYSIS

This report shall not be reproduced, except in full,
without the written consent of Pace Analytical Services, LLC.

Pace Analytical Services, LLC
9800 Kincey Ave. Suite 100
Huntersville, NC 28078
(704)875-9092

CERTIFICATIONS

Project: CPC Huntersville/2020-L1-2448
Pace Project No.: 92544080

Pace Analytical Services Charlotte
9800 Kincey Ave. Ste 100, Huntersville, NC 28078
Louisiana/NELAP Certification # LA170028
North Carolina Drinking Water Certification #: 37706
North Carolina Field Services Certification #: 5342
North Carolina Wastewater Certification #: 12
South Carolina Certification #: 99006001
Florida/NELAP Certification #: E87627
Kentucky UST Certification #: 84
Virginia/VELAP Certification #: 460221

REPORT OF LABORATORY ANALYSIS

This report shall not be reproduced, except in full,
without the written consent of Pace Analytical Services, LLC.

Pace Analytical Services, LLC
9800 Kincey Ave. Suite 100
Huntersville, NC 28078
(704)875-9092

SAMPLE SUMMARY

Project: CPC Huntersville/2020-L1-2448
Pace Project No.: 92544080

Lab ID	Sample ID	Matrix	Date Collected	Date Received
92544080001	**BA3 (0-2)**	Solid	06/11/21 09:30	06/14/21 12:30
92544080002	**BA3 (22-24)**	Solid	06/11/21 09:35	06/14/21 12:30
92544080003	**BA4 (0-2)**	Solid	06/11/21 11:10	06/14/21 12:30
92544080004	**BA4 (18-20)**	Solid	06/11/21 11:15	06/14/21 12:30
92544080005	**BB4 (0-2)**	Solid	06/11/21 13:40	06/14/21 12:30
92544080006	**BB4 (18-20)**	Solid	06/11/21 13:45	06/14/21 12:30
92544080007	**BB5 (0-2)**	Solid	06/11/21 14:30	06/14/21 12:30
92544080008	**BB5 (16-19)**	Solid	06/11/21 14:35	06/14/21 12:30
92544080009	**BB6 (0-2)**	Solid	06/11/21 15:45	06/14/21 12:30
92544080010	**BB6 (14-16)**	Solid	06/11/21 15:50	06/14/21 12:30
92544080011	**BB7 (0-2')**	Solid	06/12/21 08:50	06/14/21 12:30
92544080012	**BB7 (16-18')**	Solid	06/12/21 08:55	06/14/21 12:30
92544080013	**BB8 (0-2')**	Solid	06/12/21 09:50	06/14/21 12:30
92544080014	**BB8 (22-24')**	Solid	06/12/21 09:55	06/14/21 12:30
92544080015	**BA8 (0-2')**	Solid	06/12/21 11:10	06/14/21 12:30
92544080016	**BA8 (22-24')**	Solid	06/12/21 11:15	06/14/21 12:30
92544080017	**BA7(0-2')**	Solid	06/12/21 14:00	06/14/21 12:30
92544080018	**BA7(10-12')**	Solid	06/12/21 14:05	06/14/21 12:30
92544080019	**BA6 (0-2')**	Solid	06/12/21 15:30	06/14/21 12:30
92544080020	**BA6 (8-10')**	Solid	06/12/21 15:35	06/14/21 12:30

This report shall not be reproduced, except in full,
without the written consent of Pace Analytical Services, LLC.

Pace Analytical Services, LLC
9800 Kincey Ave. Suite 100
Huntersville, NC 28078
(704)875-9092

SAMPLE ANALYTE COUNT

Project: CPC Huntersville/2020-L1-2448
Pace Project No.: 92544080

Lab ID	Sample ID	Method	Analysts	Analytes Reported	Laboratory
92544080001	**BA3 (0-2)**	MADEP VPH	MAD	7	PASI-C
		EPA 8260D	LMB	70	PASI-C
		SW-846	KDF	1	PASI-C
92544080002	**BA3 (22-24)**	MADEP VPH	MAD	7	PASI-C
		EPA 8260D	LMB	70	PASI-C
		SW-846	KDF	1	PASI-C
92544080003	**BA4 (0-2)**	MADEP VPH	MAD	7	PASI-C
		EPA 8260D	LMB	70	PASI-C
		SW-846	KDF	1	PASI-C
92544080004	**BA4 (18-20)**	MADEP VPH	MAD	7	PASI-C
		EPA 8260D	LMB	70	PASI-C
		SW-846	KDF	1	PASI-C
92544080005	**BB4 (0-2)**	MADEP VPH	MAD	7	PASI-C
		EPA 8260D	LMB	70	PASI-C
		SW-846	KDF	1	PASI-C
92544080006	**BB4 (18-20)**	MADEP VPH	MAD	7	PASI-C
		EPA 8260D	LMB	70	PASI-C
		SW-846	KDF	1	PASI-C
92544080007	**BB5 (0-2)**	MADEP VPH	MAD	7	PASI-C
		EPA 8260D	LMB	70	PASI-C
		SW-846	KDF	1	PASI-C
92544080008	**BB5 (16-19)**	MADEP VPH	MAD	7	PASI-C
		EPA 8260D	LMB	70	PASI-C
		SW-846	KDF	1	PASI-C
92544080009	**BB6 (0-2)**	MADEP VPH	MAD	7	PASI-C
		EPA 8260D	LMB	70	PASI-C
		SW-846	KDF	1	PASI-C
92544080010	**BB6 (14-16)**	MADEP VPH	MAD	7	PASI-C
		EPA 8260D	LMB	70	PASI-C
		SW-846	KDF	1	PASI-C
92544080011	**BB7 (0-2')**	MADEP VPH	MAD	7	PASI-C
		EPA 8260D	LMB	70	PASI-C
		SW-846	KDF	1	PASI-C
92544080012	**BB7 (16-18')**	MADEP VPH	MAD	7	PASI-C
		EPA 8260D	LMB	70	PASI-C
		SW-846	KDF	1	PASI-C
92544080013	**BB8 (0-2')**	MADEP VPH	MAD	7	PASI-C

This report shall not be reproduced, except in full,
without the written consent of Pace Analytical Services, LLC.

Pace Analytical Services, LLC
9800 Kincey Ave. Suite 100
Huntersville, NC 28078
(704)875-9092

SAMPLE ANALYTE COUNT

Project: CPC Huntersville/2020-L1-2448
Pace Project No.: 92544080

Lab ID	Sample ID	Method	Analysts	Analytes Reported	Laboratory
		EPA 8260D	LMB	70	PASI-C
		SW-846	KDF	1	PASI-C
92544080014	**BB8 (22-24')**	MADEP VPH	MAD	7	PASI-C
		EPA 8260D	LMB	70	PASI-C
		SW-846	KDF	1	PASI-C
92544080015	**BA8 (0-2')**	MADEP VPH	MAD	7	PASI-C
		EPA 8260D	LMB	70	PASI-C
		SW-846	KDF	1	PASI-C
92544080016	**BA8 (22-24')**	MADEP VPH	MAD	7	PASI-C
		EPA 8260D	LMB	70	PASI-C
		SW-846	KDF	1	PASI-C
92544080017	**BA7(0-2')**	MADEP VPH	MAD	7	PASI-C
		EPA 8260D	LMB	70	PASI-C
		SW-846	KDF	1	PASI-C
92544080018	**BA7(10-12')**	MADEP VPH	MAD	7	PASI-C
		EPA 8260D	LMB	70	PASI-C
		SW-846	KDF	1	PASI-C
92544080019	**BA6 (0-2')**	MADEP VPH	MAD	7	PASI-C
		EPA 8260D	LMB	70	PASI-C
		SW-846	KDF	1	PASI-C
92544080020	**BA6 (8-10')**	MADEP VPH	MAD	7	PASI-C
		EPA 8260D	LMB	70	PASI-C
		SW-846	KDF	1	PASI-C

PASI-C = Pace Analytical Services - Charlotte

This report shall not be reproduced, except in full,
without the written consent of Pace Analytical Services, LLC.

Pace Analytical Services, LLC
9800 Kincey Ave. Suite 100
Huntersville, NC 28078
(704)875-9092

ANALYTICAL RESULTS

Project: CPC Huntersville/2020-L1-2448
Pace Project No.: 92544080

Sample: BA3 (0-2) **Lab ID: 92544080001** Collected: 06/11/21 09:30 Received: 06/14/21 12:30 Matrix: Solid

Results reported on a "dry weight" basis and are adjusted for percent moisture, sample size and any dilutions.

Parameters	Results	Units	Report Limit	MDL	DF	Prepared	Analyzed	CAS No.	Qual
VPH NC Soil	Analytical Method: MADEP VPH Preparation Method: MADEP VPH Pace Analytical Services - Charlotte								
Total VPH (C5-C12)	ND	mg/kg	4.2	4.2	1	06/15/21 11:08	06/16/21 00:41		N2
Aliphatic (C05-C08)	ND	mg/kg	4.2	4.2	1	06/15/21 11:08	06/16/21 00:41		N2
Aliphatic (C09-C12)	ND	mg/kg	4.2	4.2	1	06/15/21 11:08	06/16/21 00:41		N2
Aliphatic(C09-C12) Adjusted	ND	mg/kg	4.2	4.2	1	06/15/21 11:08	06/16/21 00:41		N2
Aromatic (C09-C10)	ND	mg/kg	4.2	4.2	1	06/15/21 11:08	06/16/21 00:41		N2
Surrogates									
4-Bromofluorobenzene (FID) (S)	105	%	70-130		1	06/15/21 11:08	06/16/21 00:41	460-00-4	
4-Bromofluorobenzene (PID) (S)	103	%	70-130		1	06/15/21 11:08	06/16/21 00:41	460-00-4	
8260D/5035A/5030B Volatiles	Analytical Method: EPA 8260D Preparation Method: EPA 5035A/5030B Pace Analytical Services - Charlotte								
Acetone	ND	ug/kg	165	53.0	1	06/15/21 15:05	06/16/21 07:32	67-64-1	
Benzene	ND	ug/kg	8.3	3.3	1	06/15/21 15:05	06/16/21 07:32	71-43-2	
Bromobenzene	ND	ug/kg	8.3	2.7	1	06/15/21 15:05	06/16/21 07:32	108-86-1	
Bromochloromethane	ND	ug/kg	8.3	2.4	1	06/15/21 15:05	06/16/21 07:32	74-97-5	
Bromodichloromethane	ND	ug/kg	8.3	3.2	1	06/15/21 15:05	06/16/21 07:32	75-27-4	
Bromoform	ND	ug/kg	8.3	2.9	1	06/15/21 15:05	06/16/21 07:32	75-25-2	
Bromomethane	ND	ug/kg	16.5	13.0	1	06/15/21 15:05	06/16/21 07:32	74-83-9	IK,L1,v1
2-Butanone (MEK)	ND	ug/kg	165	39.6	1	06/15/21 15:05	06/16/21 07:32	78-93-3	
n-Butylbenzene	ND	ug/kg	8.3	3.9	1	06/15/21 15:05	06/16/21 07:32	104-51-8	
sec-Butylbenzene	ND	ug/kg	8.3	3.6	1	06/15/21 15:05	06/16/21 07:32	135-98-8	
tert-Butylbenzene	ND	ug/kg	8.3	2.9	1	06/15/21 15:05	06/16/21 07:32	98-06-6	v2
Carbon tetrachloride	ND	ug/kg	8.3	3.1	1	06/15/21 15:05	06/16/21 07:32	56-23-5	
Chlorobenzene	ND	ug/kg	8.3	1.6	1	06/15/21 15:05	06/16/21 07:32	108-90-7	
Chloroethane	ND	ug/kg	16.5	6.4	1	06/15/21 15:05	06/16/21 07:32	75-00-3	
Chloroform	ND	ug/kg	8.3	5.0	1	06/15/21 15:05	06/16/21 07:32	67-66-3	
Chloromethane	ND	ug/kg	16.5	6.9	1	06/15/21 15:05	06/16/21 07:32	74-87-3	
2-Chlorotoluene	ND	ug/kg	8.3	2.9	1	06/15/21 15:05	06/16/21 07:32	95-49-8	
4-Chlorotoluene	ND	ug/kg	8.3	1.5	1	06/15/21 15:05	06/16/21 07:32	106-43-4	
1,2-Dibromo-3-chloropropane	ND	ug/kg	8.3	3.2	1	06/15/21 15:05	06/16/21 07:32	96-12-8	
Dibromochloromethane	ND	ug/kg	8.3	4.6	1	06/15/21 15:05	06/16/21 07:32	124-48-1	
1,2-Dibromoethane (EDB)	ND	ug/kg	8.3	3.6	1	06/15/21 15:05	06/16/21 07:32	106-93-4	
Dibromomethane	ND	ug/kg	8.3	1.8	1	06/15/21 15:05	06/16/21 07:32	74-95-3	
1,2-Dichlorobenzene	ND	ug/kg	8.3	3.0	1	06/15/21 15:05	06/16/21 07:32	95-50-1	
1,3-Dichlorobenzene	ND	ug/kg	8.3	2.6	1	06/15/21 15:05	06/16/21 07:32	541-73-1	
1,4-Dichlorobenzene	ND	ug/kg	8.3	2.1	1	06/15/21 15:05	06/16/21 07:32	106-46-7	
Dichlorodifluoromethane	ND	ug/kg	16.5	3.6	1	06/15/21 15:05	06/16/21 07:32	75-71-8	
1,1-Dichloroethane	ND	ug/kg	8.3	3.4	1	06/15/21 15:05	06/16/21 07:32	75-34-3	
1,2-Dichloroethane	ND	ug/kg	8.3	5.5	1	06/15/21 15:05	06/16/21 07:32	107-06-2	
1,1-Dichloroethene	ND	ug/kg	8.3	3.4	1	06/15/21 15:05	06/16/21 07:32	75-35-4	
cis-1,2-Dichloroethene	ND	ug/kg	8.3	2.8	1	06/15/21 15:05	06/16/21 07:32	156-59-2	
trans-1,2-Dichloroethene	ND	ug/kg	8.3	2.9	1	06/15/21 15:05	06/16/21 07:32	156-60-5	
1,2-Dichloropropane	ND	ug/kg	8.3	2.5	1	06/15/21 15:05	06/16/21 07:32	78-87-5	
1,3-Dichloropropane	ND	ug/kg	8.3	2.6	1	06/15/21 15:05	06/16/21 07:32	142-28-9	

REPORT OF LABORATORY ANALYSIS

This report shall not be reproduced, except in full,
without the written consent of Pace Analytical Services, LLC.

Pace Analytical Services, LLC
9800 Kincey Ave. Suite 100
Huntersville, NC 28078
(704)875-9092

ANALYTICAL RESULTS

Project: CPC Huntersville/2020-L1-2448
Pace Project No.: 92544080

Sample: BA3 (0-2) **Lab ID: 92544080001** Collected: 06/11/21 09:30 Received: 06/14/21 12:30 Matrix: Solid

Results reported on a "dry weight" basis and are adjusted for percent moisture, sample size and any dilutions.

Parameters	Results	Units	Report Limit	MDL	DF	Prepared	Analyzed	CAS No.	Qual
8260D/5035A/5030B Volatiles	Analytical Method: EPA 8260D Preparation Method: EPA 5035A/5030B Pace Analytical Services - Charlotte								
2,2-Dichloropropane	ND	ug/kg	8.3	2.7	1	06/15/21 15:05	06/16/21 07:32	594-20-7	
1,1-Dichloropropene	ND	ug/kg	8.3	4.0	1	06/15/21 15:05	06/16/21 07:32	563-58-6	
cis-1,3-Dichloropropene	ND	ug/kg	8.3	2.2	1	06/15/21 15:05	06/16/21 07:32	10061-01-5	
trans-1,3-Dichloropropene	ND	ug/kg	8.3	2.8	1	06/15/21 15:05	06/16/21 07:32	10061-02-6	
Diisopropyl ether	ND	ug/kg	8.3	2.2	1	06/15/21 15:05	06/16/21 07:32	108-20-3	
Ethylbenzene	ND	ug/kg	8.3	3.8	1	06/15/21 15:05	06/16/21 07:32	100-41-4	
Hexachloro-1,3-butadiene	ND	ug/kg	16.5	13.5	1	06/15/21 15:05	06/16/21 07:32	87-68-3	
2-Hexanone	ND	ug/kg	82.6	8.0	1	06/15/21 15:05	06/16/21 07:32	591-78-6	
Isopropylbenzene (Cumene)	ND	ug/kg	8.3	2.8	1	06/15/21 15:05	06/16/21 07:32	98-82-8	
p-Isopropyltoluene	**23.9**	ug/kg	8.3	4.1	1	06/15/21 15:05	06/16/21 07:32	99-87-6	
Methylene Chloride	ND	ug/kg	33.0	22.6	1	06/15/21 15:05	06/16/21 07:32	75-09-2	
4-Methyl-2-pentanone (MIBK)	ND	ug/kg	82.6	8.0	1	06/15/21 15:05	06/16/21 07:32	108-10-1	
Methyl-tert-butyl ether	ND	ug/kg	8.3	3.1	1	06/15/21 15:05	06/16/21 07:32	1634-04-4	
Naphthalene	ND	ug/kg	8.3	4.3	1	06/15/21 15:05	06/16/21 07:32	91-20-3	
n-Propylbenzene	ND	ug/kg	8.3	2.9	1	06/15/21 15:05	06/16/21 07:32	103-65-1	
Styrene	ND	ug/kg	8.3	2.2	1	06/15/21 15:05	06/16/21 07:32	100-42-5	
1,1,1,2-Tetrachloroethane	ND	ug/kg	8.3	3.2	1	06/15/21 15:05	06/16/21 07:32	630-20-6	
1,1,2,2-Tetrachloroethane	ND	ug/kg	8.3	2.2	1	06/15/21 15:05	06/16/21 07:32	79-34-5	
Tetrachloroethene	ND	ug/kg	8.3	2.6	1	06/15/21 15:05	06/16/21 07:32	127-18-4	
Toluene	**8.3**	ug/kg	8.3	2.3	1	06/15/21 15:05	06/16/21 07:32	108-88-3	
1,2,3-Trichlorobenzene	ND	ug/kg	8.3	6.7	1	06/15/21 15:05	06/16/21 07:32	87-61-6	
1,2,4-Trichlorobenzene	ND	ug/kg	8.3	6.9	1	06/15/21 15:05	06/16/21 07:32	120-82-1	
1,1,1-Trichloroethane	ND	ug/kg	8.3	4.3	1	06/15/21 15:05	06/16/21 07:32	71-55-6	
1,1,2-Trichloroethane	ND	ug/kg	8.3	2.7	1	06/15/21 15:05	06/16/21 07:32	79-00-5	
Trichloroethene	ND	ug/kg	8.3	2.1	1	06/15/21 15:05	06/16/21 07:32	79-01-6	
Trichlorofluoromethane	ND	ug/kg	8.3	4.5	1	06/15/21 15:05	06/16/21 07:32	75-69-4	
1,2,3-Trichloropropane	ND	ug/kg	8.3	4.2	1	06/15/21 15:05	06/16/21 07:32	96-18-4	
1,2,4-Trimethylbenzene	ND	ug/kg	8.3	2.3	1	06/15/21 15:05	06/16/21 07:32	95-63-6	
1,3,5-Trimethylbenzene	ND	ug/kg	8.3	2.8	1	06/15/21 15:05	06/16/21 07:32	108-67-8	
Vinyl acetate	ND	ug/kg	82.6	6.0	1	06/15/21 15:05	06/16/21 07:32	108-05-4	
Vinyl chloride	ND	ug/kg	16.5	4.2	1	06/15/21 15:05	06/16/21 07:32	75-01-4	
Xylene (Total)	ND	ug/kg	16.5	4.7	1	06/15/21 15:05	06/16/21 07:32	1330-20-7	
m&p-Xylene	ND	ug/kg	16.5	5.6	1	06/15/21 15:05	06/16/21 07:32	179601-23-1	
o-Xylene	ND	ug/kg	8.3	3.6	1	06/15/21 15:05	06/16/21 07:32	95-47-6	
Surrogates									
Toluene-d8 (S)	101	%	70-130		1	06/15/21 15:05	06/16/21 07:32	2037-26-5	
4-Bromofluorobenzene (S)	100	%	69-134		1	06/15/21 15:05	06/16/21 07:32	460-00-4	
1,2-Dichloroethane-d4 (S)	102	%	70-130		1	06/15/21 15:05	06/16/21 07:32	17060-07-0	
Percent Moisture	Analytical Method: SW-846 Pace Analytical Services - Charlotte								
Percent Moisture	**23.2**	%	0.10	0.10	1		06/14/21 14:44		N2

REPORT OF LABORATORY ANALYSIS

This report shall not be reproduced, except in full,
without the written consent of Pace Analytical Services, LLC.

Pace Analytical Services, LLC
9800 Kincey Ave. Suite 100
Huntersville, NC 28078
(704)875-9092

ANALYTICAL RESULTS

Project: CPC Huntersville/2020-L1-2448
Pace Project No.: 92544080

Sample: BA3 (22-24) **Lab ID: 92544080002** Collected: 06/11/21 09:35 Received: 06/14/21 12:30 Matrix: Solid

Results reported on a "dry weight" basis and are adjusted for percent moisture, sample size and any dilutions.

Parameters	Results	Units	Report Limit	MDL	DF	Prepared	Analyzed	CAS No.	Qual
VPH NC Soil	Analytical Method: MADEP VPH Preparation Method: MADEP VPH Pace Analytical Services - Charlotte								
Total VPH (C5-C12)	**4010**	mg/kg	19.7	19.7	5	06/16/21 12:39	06/17/21 07:42		N2
Aliphatic (C05-C08)	**2560**	mg/kg	19.7	19.7	5	06/16/21 12:39	06/17/21 07:42		N2
Aliphatic (C09-C12)	**1440**	mg/kg	19.7	19.7	5	06/16/21 12:39	06/17/21 07:42		N2
Aliphatic(C09-C12) Adjusted	**1090**	mg/kg	19.7	19.7	5	06/16/21 12:39	06/17/21 07:42		N2
Aromatic (C09-C10)	**355**	mg/kg	19.7	19.7	5	06/16/21 12:39	06/17/21 07:42		N2
Surrogates									
4-Bromofluorobenzene (FID) (S)	163	%	70-130		5	06/16/21 12:39	06/17/21 07:42	460-00-4	S2
4-Bromofluorobenzene (PID) (S)	105	%	70-130		5	06/16/21 12:39	06/17/21 07:42	460-00-4	
8260D/5035A/5030B Volatiles	Analytical Method: EPA 8260D Preparation Method: EPA 5035A/5030B Pace Analytical Services - Charlotte								
Acetone	ND	ug/kg	3270	1050	20	06/16/21 13:44	06/16/21 21:44	67-64-1	
Benzene	**8680**	ug/kg	164	65.2	20	06/16/21 13:44	06/16/21 21:44	71-43-2	
Bromobenzene	ND	ug/kg	164	53.4	20	06/16/21 13:44	06/16/21 21:44	108-86-1	
Bromochloromethane	ND	ug/kg	164	48.5	20	06/16/21 13:44	06/16/21 21:44	74-97-5	
Bromodichloromethane	ND	ug/kg	164	63.2	20	06/16/21 13:44	06/16/21 21:44	75-27-4	
Bromoform	ND	ug/kg	164	57.6	20	06/16/21 13:44	06/16/21 21:44	75-25-2	
Bromomethane	ND	ug/kg	327	259	20	06/16/21 13:44	06/16/21 21:44	74-83-9	IK,L1
2-Butanone (MEK)	ND	ug/kg	3270	786	20	06/16/21 13:44	06/16/21 21:44	78-93-3	
n-Butylbenzene	ND	ug/kg	164	77.3	20	06/16/21 13:44	06/16/21 21:44	104-51-8	
sec-Butylbenzene	ND	ug/kg	164	72.0	20	06/16/21 13:44	06/16/21 21:44	135-98-8	
tert-Butylbenzene	ND	ug/kg	164	58.3	20	06/16/21 13:44	06/16/21 21:44	98-06-6	
Carbon tetrachloride	ND	ug/kg	164	61.2	20	06/16/21 13:44	06/16/21 21:44	56-23-5	
Chlorobenzene	**146J**	ug/kg	164	31.4	20	06/16/21 13:44	06/16/21 21:44	108-90-7	
Chloroethane	ND	ug/kg	327	126	20	06/16/21 13:44	06/16/21 21:44	75-00-3	
Chloroform	ND	ug/kg	164	99.5	20	06/16/21 13:44	06/16/21 21:44	67-66-3	
Chloromethane	ND	ug/kg	327	138	20	06/16/21 13:44	06/16/21 21:44	74-87-3	
2-Chlorotoluene	ND	ug/kg	164	58.0	20	06/16/21 13:44	06/16/21 21:44	95-49-8	
4-Chlorotoluene	ND	ug/kg	164	29.0	20	06/16/21 13:44	06/16/21 21:44	106-43-4	
1,2-Dibromo-3-chloropropane	ND	ug/kg	164	63.5	20	06/16/21 13:44	06/16/21 21:44	96-12-8	
Dibromochloromethane	ND	ug/kg	164	92.0	20	06/16/21 13:44	06/16/21 21:44	124-48-1	
1,2-Dibromoethane (EDB)	ND	ug/kg	164	72.0	20	06/16/21 13:44	06/16/21 21:44	106-93-4	
Dibromomethane	ND	ug/kg	164	35.0	20	06/16/21 13:44	06/16/21 21:44	74-95-3	
1,2-Dichlorobenzene	ND	ug/kg	164	58.9	20	06/16/21 13:44	06/16/21 21:44	95-50-1	
1,3-Dichlorobenzene	ND	ug/kg	164	50.8	20	06/16/21 13:44	06/16/21 21:44	541-73-1	
1,4-Dichlorobenzene	ND	ug/kg	164	42.6	20	06/16/21 13:44	06/16/21 21:44	106-46-7	
Dichlorodifluoromethane	ND	ug/kg	327	71.1	20	06/16/21 13:44	06/16/21 21:44	75-71-8	v2
1,1-Dichloroethane	ND	ug/kg	164	67.5	20	06/16/21 13:44	06/16/21 21:44	75-34-3	
1,2-Dichloroethane	ND	ug/kg	164	108	20	06/16/21 13:44	06/16/21 21:44	107-06-2	
1,1-Dichloroethene	ND	ug/kg	164	67.5	20	06/16/21 13:44	06/16/21 21:44	75-35-4	
cis-1,2-Dichloroethene	ND	ug/kg	164	56.0	20	06/16/21 13:44	06/16/21 21:44	156-59-2	
trans-1,2-Dichloroethene	ND	ug/kg	164	57.3	20	06/16/21 13:44	06/16/21 21:44	156-60-5	
1,2-Dichloropropane	ND	ug/kg	164	49.1	20	06/16/21 13:44	06/16/21 21:44	78-87-5	
1,3-Dichloropropane	ND	ug/kg	164	51.1	20	06/16/21 13:44	06/16/21 21:44	142-28-9	

REPORT OF LABORATORY ANALYSIS

This report shall not be reproduced, except in full,
without the written consent of Pace Analytical Services, LLC.

Pace Analytical Services, LLC
9800 Kincey Ave. Suite 100
Huntersville, NC 28078
(704)875-9092

ANALYTICAL RESULTS

Project: CPC Huntersville/2020-L1-2448
Pace Project No.: 92544080

Sample: BA3 (22-24) **Lab ID: 92544080002** Collected: 06/11/21 09:35 Received: 06/14/21 12:30 Matrix: Solid

Results reported on a "dry weight" basis and are adjusted for percent moisture, sample size and any dilutions.

Parameters	Results	Units	Report Limit	MDL	DF	Prepared	Analyzed	CAS No.	Qual
8260D/5035A/5030B Volatiles	Analytical Method: EPA 8260D Preparation Method: EPA 5035A/5030B Pace Analytical Services - Charlotte								
2,2-Dichloropropane	ND	ug/kg	164	53.4	20	06/16/21 13:44	06/16/21 21:44	594-20-7	
1,1-Dichloropropene	ND	ug/kg	164	78.6	20	06/16/21 13:44	06/16/21 21:44	563-58-6	
cis-1,3-Dichloropropene	ND	ug/kg	164	44.5	20	06/16/21 13:44	06/16/21 21:44	10061-01-5	
trans-1,3-Dichloropropene	ND	ug/kg	164	56.3	20	06/16/21 13:44	06/16/21 21:44	10061-02-6	
Diisopropyl ether	ND	ug/kg	164	44.2	20	06/16/21 13:44	06/16/21 21:44	108-20-3	
Ethylbenzene	**46900**	ug/kg	164	76.3	20	06/16/21 13:44	06/16/21 21:44	100-41-4	
Hexachloro-1,3-butadiene	ND	ug/kg	327	268	20	06/16/21 13:44	06/16/21 21:44	87-68-3	
2-Hexanone	ND	ug/kg	1640	158	20	06/16/21 13:44	06/16/21 21:44	591-78-6	
Isopropylbenzene (Cumene)	ND	ug/kg	164	55.7	20	06/16/21 13:44	06/16/21 21:44	98-82-8	
p-Isopropyltoluene	**3810**	ug/kg	164	80.6	20	06/16/21 13:44	06/16/21 21:44	99-87-6	
Methylene Chloride	ND	ug/kg	655	449	20	06/16/21 13:44	06/16/21 21:44	75-09-2	
4-Methyl-2-pentanone (MIBK)	ND	ug/kg	1640	158	20	06/16/21 13:44	06/16/21 21:44	108-10-1	
Methyl-tert-butyl ether	ND	ug/kg	164	61.2	20	06/16/21 13:44	06/16/21 21:44	1634-04-4	
Naphthalene	**11100**	ug/kg	164	86.1	20	06/16/21 13:44	06/16/21 21:44	91-20-3	
n-Propylbenzene	ND	ug/kg	164	58.3	20	06/16/21 13:44	06/16/21 21:44	103-65-1	
Styrene	ND	ug/kg	164	43.2	20	06/16/21 13:44	06/16/21 21:44	100-42-5	
1,1,1,2-Tetrachloroethane	ND	ug/kg	164	62.9	20	06/16/21 13:44	06/16/21 21:44	630-20-6	
1,1,2,2-Tetrachloroethane	ND	ug/kg	164	43.2	20	06/16/21 13:44	06/16/21 21:44	79-34-5	
Tetrachloroethene	ND	ug/kg	164	51.7	20	06/16/21 13:44	06/16/21 21:44	127-18-4	
Toluene	**142000**	ug/kg	164	46.5	20	06/16/21 13:44	06/16/21 21:44	108-88-3	
1,2,3-Trichlorobenzene	ND	ug/kg	164	132	20	06/16/21 13:44	06/16/21 21:44	87-61-6	
1,2,4-Trichlorobenzene	ND	ug/kg	164	138	20	06/16/21 13:44	06/16/21 21:44	120-82-1	
1,1,1-Trichloroethane	ND	ug/kg	164	85.1	20	06/16/21 13:44	06/16/21 21:44	71-55-6	
1,1,2-Trichloroethane	ND	ug/kg	164	54.4	20	06/16/21 13:44	06/16/21 21:44	79-00-5	
Trichloroethene	ND	ug/kg	164	42.2	20	06/16/21 13:44	06/16/21 21:44	79-01-6	
Trichlorofluoromethane	ND	ug/kg	164	90.1	20	06/16/21 13:44	06/16/21 21:44	75-69-4	
1,2,3-Trichloropropane	ND	ug/kg	164	82.8	20	06/16/21 13:44	06/16/21 21:44	96-18-4	
1,2,4-Trimethylbenzene	**94100**	ug/kg	164	44.9	20	06/16/21 13:44	06/16/21 21:44	95-63-6	
1,3,5-Trimethylbenzene	**27900**	ug/kg	164	55.0	20	06/16/21 13:44	06/16/21 21:44	108-67-8	
Vinyl acetate	ND	ug/kg	1640	119	20	06/16/21 13:44	06/16/21 21:44	108-05-4	
Vinyl chloride	ND	ug/kg	327	83.2	20	06/16/21 13:44	06/16/21 21:44	75-01-4	
Xylene (Total)	**232000**	ug/kg	327	93.3	20	06/16/21 13:44	06/16/21 21:44	1330-20-7	
m&p-Xylene	**167000**	ug/kg	327	112	20	06/16/21 13:44	06/16/21 21:44	179601-23-1	
o-Xylene	**65200**	ug/kg	164	72.4	20	06/16/21 13:44	06/16/21 21:44	95-47-6	
Surrogates									
Toluene-d8 (S)	99	%	70-130		20	06/16/21 13:44	06/16/21 21:44	2037-26-5	
4-Bromofluorobenzene (S)	101	%	69-134		20	06/16/21 13:44	06/16/21 21:44	460-00-4	
1,2-Dichloroethane-d4 (S)	113	%	70-130		20	06/16/21 13:44	06/16/21 21:44	17060-07-0	
Percent Moisture	Analytical Method: SW-846 Pace Analytical Services - Charlotte								
Percent Moisture	**21.8**	%	0.10	0.10	1		06/14/21 14:44		N2

REPORT OF LABORATORY ANALYSIS

This report shall not be reproduced, except in full,
without the written consent of Pace Analytical Services, LLC.

Pace Analytical Services, LLC
9800 Kincey Ave. Suite 100
Huntersville, NC 28078
(704)875-9092

ANALYTICAL RESULTS

Project: CPC Huntersville/2020-L1-2448
Pace Project No.: 92544080

Sample: BA4 (0-2) **Lab ID: 92544080003** Collected: 06/11/21 11:10 Received: 06/14/21 12:30 Matrix: Solid

Results reported on a "dry weight" basis and are adjusted for percent moisture, sample size and any dilutions.

Parameters	Results	Units	Report Limit	MDL	DF	Prepared	Analyzed	CAS No.	Qual
VPH NC Soil	Analytical Method: MADEP VPH Preparation Method: MADEP VPH Pace Analytical Services - Charlotte								
Total VPH (C5-C12)	**4.6**	mg/kg	4.2	4.2	1	06/15/21 12:37	06/17/21 03:55		N2
Aliphatic (C05-C08)	ND	mg/kg	4.2	4.2	1	06/15/21 12:37	06/17/21 03:55		N2
Aliphatic (C09-C12)	ND	mg/kg	4.2	4.2	1	06/15/21 12:37	06/17/21 03:55		N2
Aliphatic(C09-C12) Adjusted	ND	mg/kg	4.2	4.2	1	06/15/21 12:37	06/17/21 03:55		N2
Aromatic (C09-C10)	ND	mg/kg	4.2	4.2	1	06/15/21 12:37	06/17/21 03:55		N2
Surrogates									
4-Bromofluorobenzene (FID) (S)	121	%	70-130		1	06/15/21 12:37	06/17/21 03:55	460-00-4	
4-Bromofluorobenzene (PID) (S)	114	%	70-130		1	06/15/21 12:37	06/17/21 03:55	460-00-4	
8260D/5035A/5030B Volatiles	Analytical Method: EPA 8260D Preparation Method: EPA 5035A/5030B Pace Analytical Services - Charlotte								
Acetone	ND	ug/kg	160	51.3	1	06/15/21 15:05	06/16/21 07:50	67-64-1	
Benzene	ND	ug/kg	8.0	3.2	1	06/15/21 15:05	06/16/21 07:50	71-43-2	
Bromobenzene	ND	ug/kg	8.0	2.6	1	06/15/21 15:05	06/16/21 07:50	108-86-1	
Bromochloromethane	ND	ug/kg	8.0	2.4	1	06/15/21 15:05	06/16/21 07:50	74-97-5	
Bromodichloromethane	ND	ug/kg	8.0	3.1	1	06/15/21 15:05	06/16/21 07:50	75-27-4	
Bromoform	ND	ug/kg	8.0	2.8	1	06/15/21 15:05	06/16/21 07:50	75-25-2	
Bromomethane	ND	ug/kg	16.0	12.6	1	06/15/21 15:05	06/16/21 07:50	74-83-9	IK,L1,v1
2-Butanone (MEK)	ND	ug/kg	160	38.4	1	06/15/21 15:05	06/16/21 07:50	78-93-3	
n-Butylbenzene	ND	ug/kg	8.0	3.8	1	06/15/21 15:05	06/16/21 07:50	104-51-8	
sec-Butylbenzene	ND	ug/kg	8.0	3.5	1	06/15/21 15:05	06/16/21 07:50	135-98-8	
tert-Butylbenzene	ND	ug/kg	8.0	2.8	1	06/15/21 15:05	06/16/21 07:50	98-06-6	v2
Carbon tetrachloride	ND	ug/kg	8.0	3.0	1	06/15/21 15:05	06/16/21 07:50	56-23-5	
Chlorobenzene	ND	ug/kg	8.0	1.5	1	06/15/21 15:05	06/16/21 07:50	108-90-7	
Chloroethane	ND	ug/kg	16.0	6.2	1	06/15/21 15:05	06/16/21 07:50	75-00-3	
Chloroform	ND	ug/kg	8.0	4.9	1	06/15/21 15:05	06/16/21 07:50	67-66-3	
Chloromethane	ND	ug/kg	16.0	6.7	1	06/15/21 15:05	06/16/21 07:50	74-87-3	
2-Chlorotoluene	ND	ug/kg	8.0	2.8	1	06/15/21 15:05	06/16/21 07:50	95-49-8	
4-Chlorotoluene	ND	ug/kg	8.0	1.4	1	06/15/21 15:05	06/16/21 07:50	106-43-4	
1,2-Dibromo-3-chloropropane	ND	ug/kg	8.0	3.1	1	06/15/21 15:05	06/16/21 07:50	96-12-8	
Dibromochloromethane	ND	ug/kg	8.0	4.5	1	06/15/21 15:05	06/16/21 07:50	124-48-1	
1,2-Dibromoethane (EDB)	ND	ug/kg	8.0	3.5	1	06/15/21 15:05	06/16/21 07:50	106-93-4	
Dibromomethane	ND	ug/kg	8.0	1.7	1	06/15/21 15:05	06/16/21 07:50	74-95-3	
1,2-Dichlorobenzene	ND	ug/kg	8.0	2.9	1	06/15/21 15:05	06/16/21 07:50	95-50-1	
1,3-Dichlorobenzene	ND	ug/kg	8.0	2.5	1	06/15/21 15:05	06/16/21 07:50	541-73-1	
1,4-Dichlorobenzene	ND	ug/kg	8.0	2.1	1	06/15/21 15:05	06/16/21 07:50	106-46-7	
Dichlorodifluoromethane	ND	ug/kg	16.0	3.5	1	06/15/21 15:05	06/16/21 07:50	75-71-8	
1,1-Dichloroethane	ND	ug/kg	8.0	3.3	1	06/15/21 15:05	06/16/21 07:50	75-34-3	
1,2-Dichloroethane	ND	ug/kg	8.0	5.3	1	06/15/21 15:05	06/16/21 07:50	107-06-2	
1,1-Dichloroethene	ND	ug/kg	8.0	3.3	1	06/15/21 15:05	06/16/21 07:50	75-35-4	
cis-1,2-Dichloroethene	ND	ug/kg	8.0	2.7	1	06/15/21 15:05	06/16/21 07:50	156-59-2	
trans-1,2-Dichloroethene	ND	ug/kg	8.0	2.8	1	06/15/21 15:05	06/16/21 07:50	156-60-5	
1,2-Dichloropropane	ND	ug/kg	8.0	2.4	1	06/15/21 15:05	06/16/21 07:50	78-87-5	
1,3-Dichloropropane	ND	ug/kg	8.0	2.5	1	06/15/21 15:05	06/16/21 07:50	142-28-9	

REPORT OF LABORATORY ANALYSIS

This report shall not be reproduced, except in full,
without the written consent of Pace Analytical Services, LLC.

Pace Analytical Services, LLC
9800 Kincey Ave. Suite 100
Huntersville, NC 28078
(704)875-9092

ANALYTICAL RESULTS

Project: CPC Huntersville/2020-L1-2448
Pace Project No.: 92544080

Sample: BA4 (0-2) **Lab ID: 92544080003** Collected: 06/11/21 11:10 Received: 06/14/21 12:30 Matrix: Solid

Results reported on a "dry weight" basis and are adjusted for percent moisture, sample size and any dilutions.

Parameters	Results	Units	Report Limit	MDL	DF	Prepared	Analyzed	CAS No.	Qual
8260D/5035A/5030B Volatiles	Analytical Method: EPA 8260D Preparation Method: EPA 5035A/5030B Pace Analytical Services - Charlotte								
2,2-Dichloropropane	ND	ug/kg	8.0	2.6	1	06/15/21 15:05	06/16/21 07:50	594-20-7	
1,1-Dichloropropene	ND	ug/kg	8.0	3.8	1	06/15/21 15:05	06/16/21 07:50	563-58-6	
cis-1,3-Dichloropropene	ND	ug/kg	8.0	2.2	1	06/15/21 15:05	06/16/21 07:50	10061-01-5	
trans-1,3-Dichloropropene	ND	ug/kg	8.0	2.8	1	06/15/21 15:05	06/16/21 07:50	10061-02-6	
Diisopropyl ether	ND	ug/kg	8.0	2.2	1	06/15/21 15:05	06/16/21 07:50	108-20-3	
Ethylbenzene	ND	ug/kg	8.0	3.7	1	06/15/21 15:05	06/16/21 07:50	100-41-4	
Hexachloro-1,3-butadiene	ND	ug/kg	16.0	13.1	1	06/15/21 15:05	06/16/21 07:50	87-68-3	
2-Hexanone	ND	ug/kg	80.0	7.7	1	06/15/21 15:05	06/16/21 07:50	591-78-6	
Isopropylbenzene (Cumene)	ND	ug/kg	8.0	2.7	1	06/15/21 15:05	06/16/21 07:50	98-82-8	
p-Isopropyltoluene	ND	ug/kg	8.0	3.9	1	06/15/21 15:05	06/16/21 07:50	99-87-6	
Methylene Chloride	ND	ug/kg	32.0	21.9	1	06/15/21 15:05	06/16/21 07:50	75-09-2	
4-Methyl-2-pentanone (MIBK)	ND	ug/kg	80.0	7.7	1	06/15/21 15:05	06/16/21 07:50	108-10-1	
Methyl-tert-butyl ether	ND	ug/kg	8.0	3.0	1	06/15/21 15:05	06/16/21 07:50	1634-04-4	
Naphthalene	ND	ug/kg	8.0	4.2	1	06/15/21 15:05	06/16/21 07:50	91-20-3	
n-Propylbenzene	ND	ug/kg	8.0	2.8	1	06/15/21 15:05	06/16/21 07:50	103-65-1	
Styrene	ND	ug/kg	8.0	2.1	1	06/15/21 15:05	06/16/21 07:50	100-42-5	
1,1,1,2-Tetrachloroethane	ND	ug/kg	8.0	3.1	1	06/15/21 15:05	06/16/21 07:50	630-20-6	
1,1,2,2-Tetrachloroethane	ND	ug/kg	8.0	2.1	1	06/15/21 15:05	06/16/21 07:50	79-34-5	
Tetrachloroethene	ND	ug/kg	8.0	2.5	1	06/15/21 15:05	06/16/21 07:50	127-18-4	
Toluene	**14.3**	ug/kg	8.0	2.3	1	06/15/21 15:05	06/16/21 07:50	108-88-3	
1,2,3-Trichlorobenzene	ND	ug/kg	8.0	6.5	1	06/15/21 15:05	06/16/21 07:50	87-61-6	
1,2,4-Trichlorobenzene	ND	ug/kg	8.0	6.7	1	06/15/21 15:05	06/16/21 07:50	120-82-1	
1,1,1-Trichloroethane	ND	ug/kg	8.0	4.2	1	06/15/21 15:05	06/16/21 07:50	71-55-6	
1,1,2-Trichloroethane	ND	ug/kg	8.0	2.7	1	06/15/21 15:05	06/16/21 07:50	79-00-5	
Trichloroethene	ND	ug/kg	8.0	2.1	1	06/15/21 15:05	06/16/21 07:50	79-01-6	
Trichlorofluoromethane	ND	ug/kg	8.0	4.4	1	06/15/21 15:05	06/16/21 07:50	75-69-4	
1,2,3-Trichloropropane	ND	ug/kg	8.0	4.0	1	06/15/21 15:05	06/16/21 07:50	96-18-4	
1,2,4-Trimethylbenzene	ND	ug/kg	8.0	2.2	1	06/15/21 15:05	06/16/21 07:50	95-63-6	
1,3,5-Trimethylbenzene	ND	ug/kg	8.0	2.7	1	06/15/21 15:05	06/16/21 07:50	108-67-8	
Vinyl acetate	ND	ug/kg	80.0	5.8	1	06/15/21 15:05	06/16/21 07:50	108-05-4	
Vinyl chloride	ND	ug/kg	16.0	4.1	1	06/15/21 15:05	06/16/21 07:50	75-01-4	
Xylene (Total)	ND	ug/kg	16.0	4.6	1	06/15/21 15:05	06/16/21 07:50	1330-20-7	
m&p-Xylene	ND	ug/kg	16.0	5.5	1	06/15/21 15:05	06/16/21 07:50	179601-23-1	
o-Xylene	ND	ug/kg	8.0	3.5	1	06/15/21 15:05	06/16/21 07:50	95-47-6	
Surrogates									
Toluene-d8 (S)	102	%	70-130		1	06/15/21 15:05	06/16/21 07:50	2037-26-5	
4-Bromofluorobenzene (S)	98	%	69-134		1	06/15/21 15:05	06/16/21 07:50	460-00-4	
1,2-Dichloroethane-d4 (S)	103	%	70-130		1	06/15/21 15:05	06/16/21 07:50	17060-07-0	
Percent Moisture	Analytical Method: SW-846 Pace Analytical Services - Charlotte								
Percent Moisture	**22.3**	%	0.10	0.10	1		06/14/21 15:17		N2

REPORT OF LABORATORY ANALYSIS

This report shall not be reproduced, except in full,
without the written consent of Pace Analytical Services, LLC.

Pace Analytical Services, LLC
9800 Kincey Ave. Suite 100
Huntersville, NC 28078
(704)875-9092

ANALYTICAL RESULTS

Project: CPC Huntersville/2020-L1-2448
Pace Project No.: 92544080

Sample: BA4 (18-20) **Lab ID: 92544080004** Collected: 06/11/21 11:15 Received: 06/14/21 12:30 Matrix: Solid

Results reported on a "dry weight" basis and are adjusted for percent moisture, sample size and any dilutions.

Parameters	Results	Units	Report Limit	MDL	DF	Prepared	Analyzed	CAS No.	Qual
VPH NC Soil	Analytical Method: MADEP VPH Preparation Method: MADEP VPH Pace Analytical Services - Charlotte								
Total VPH (C5-C12)	**19800**	mg/kg	85.8	85.8	25	06/15/21 12:37	06/17/21 08:10		N2
Aliphatic (C05-C08)	**13500**	mg/kg	85.8	85.8	25	06/15/21 12:37	06/17/21 08:10		N2
Aliphatic (C09-C12)	**6260**	mg/kg	85.8	85.8	25	06/15/21 12:37	06/17/21 08:10		N2
Aliphatic(C09-C12) Adjusted	**4680**	mg/kg	85.8	85.8	25	06/15/21 12:37	06/17/21 08:10		N2
Aromatic (C09-C10)	**1590**	mg/kg	85.8	85.8	25	06/15/21 12:37	06/17/21 08:10		N2
Surrogates									
4-Bromofluorobenzene (FID) (S)	151	%	70-130		25	06/15/21 12:37	06/17/21 08:10	460-00-4	S2
4-Bromofluorobenzene (PID) (S)	95	%	70-130		25	06/15/21 12:37	06/17/21 08:10	460-00-4	
8260D/5035A/5030B Volatiles	Analytical Method: EPA 8260D Preparation Method: EPA 5035A/5030B Pace Analytical Services - Charlotte								
Acetone	ND	ug/kg	17400	5600	100	06/16/21 13:44	06/16/21 22:20	67-64-1	
Benzene	**42400**	ug/kg	872	347	100	06/16/21 13:44	06/16/21 22:20	71-43-2	
Bromobenzene	ND	ug/kg	872	284	100	06/16/21 13:44	06/16/21 22:20	108-86-1	
Bromochloromethane	ND	ug/kg	872	258	100	06/16/21 13:44	06/16/21 22:20	74-97-5	
Bromodichloromethane	ND	ug/kg	872	336	100	06/16/21 13:44	06/16/21 22:20	75-27-4	
Bromoform	ND	ug/kg	872	307	100	06/16/21 13:44	06/16/21 22:20	75-25-2	
Bromomethane	ND	ug/kg	1740	1380	100	06/16/21 13:44	06/16/21 22:20	74-83-9	IK,L1
2-Butanone (MEK)	ND	ug/kg	17400	4180	100	06/16/21 13:44	06/16/21 22:20	78-93-3	
n-Butylbenzene	ND	ug/kg	872	411	100	06/16/21 13:44	06/16/21 22:20	104-51-8	
sec-Butylbenzene	ND	ug/kg	872	384	100	06/16/21 13:44	06/16/21 22:20	135-98-8	
tert-Butylbenzene	ND	ug/kg	872	310	100	06/16/21 13:44	06/16/21 22:20	98-06-6	
Carbon tetrachloride	ND	ug/kg	872	326	100	06/16/21 13:44	06/16/21 22:20	56-23-5	
Chlorobenzene	ND	ug/kg	872	167	100	06/16/21 13:44	06/16/21 22:20	108-90-7	
Chloroethane	ND	ug/kg	1740	673	100	06/16/21 13:44	06/16/21 22:20	75-00-3	
Chloroform	ND	ug/kg	872	530	100	06/16/21 13:44	06/16/21 22:20	67-66-3	
Chloromethane	ND	ug/kg	1740	732	100	06/16/21 13:44	06/16/21 22:20	74-87-3	
2-Chlorotoluene	ND	ug/kg	872	309	100	06/16/21 13:44	06/16/21 22:20	95-49-8	
4-Chlorotoluene	ND	ug/kg	872	154	100	06/16/21 13:44	06/16/21 22:20	106-43-4	
1,2-Dibromo-3-chloropropane	ND	ug/kg	872	338	100	06/16/21 13:44	06/16/21 22:20	96-12-8	
Dibromochloromethane	ND	ug/kg	872	490	100	06/16/21 13:44	06/16/21 22:20	124-48-1	
1,2-Dibromoethane (EDB)	ND	ug/kg	872	384	100	06/16/21 13:44	06/16/21 22:20	106-93-4	
Dibromomethane	ND	ug/kg	872	187	100	06/16/21 13:44	06/16/21 22:20	74-95-3	
1,2-Dichlorobenzene	ND	ug/kg	872	314	100	06/16/21 13:44	06/16/21 22:20	95-50-1	
1,3-Dichlorobenzene	ND	ug/kg	872	270	100	06/16/21 13:44	06/16/21 22:20	541-73-1	
1,4-Dichlorobenzene	ND	ug/kg	872	227	100	06/16/21 13:44	06/16/21 22:20	106-46-7	
Dichlorodifluoromethane	ND	ug/kg	1740	378	100	06/16/21 13:44	06/16/21 22:20	75-71-8	v2
1,1-Dichloroethane	ND	ug/kg	872	359	100	06/16/21 13:44	06/16/21 22:20	75-34-3	
1,2-Dichloroethane	ND	ug/kg	872	577	100	06/16/21 13:44	06/16/21 22:20	107-06-2	
1,1-Dichloroethene	ND	ug/kg	872	359	100	06/16/21 13:44	06/16/21 22:20	75-35-4	
cis-1,2-Dichloroethene	ND	ug/kg	872	298	100	06/16/21 13:44	06/16/21 22:20	156-59-2	
trans-1,2-Dichloroethene	ND	ug/kg	872	305	100	06/16/21 13:44	06/16/21 22:20	156-60-5	
1,2-Dichloropropane	ND	ug/kg	872	261	100	06/16/21 13:44	06/16/21 22:20	78-87-5	
1,3-Dichloropropane	ND	ug/kg	872	272	100	06/16/21 13:44	06/16/21 22:20	142-28-9	

This report shall not be reproduced, except in full,
without the written consent of Pace Analytical Services, LLC.

Pace Analytical Services, LLC
9800 Kincey Ave. Suite 100
Huntersville, NC 28078
(704)875-9092

ANALYTICAL RESULTS

Project: CPC Huntersville/2020-L1-2448
Pace Project No.: 92544080

Sample: BA4 (18-20) **Lab ID: 92544080004** Collected: 06/11/21 11:15 Received: 06/14/21 12:30 Matrix: Solid

Results reported on a "dry weight" basis and are adjusted for percent moisture, sample size and any dilutions.

Parameters	Results	Units	Report Limit	MDL	DF	Prepared	Analyzed	CAS No.	Qual
8260D/5035A/5030B Volatiles	Analytical Method: EPA 8260D Preparation Method: EPA 5035A/5030B Pace Analytical Services - Charlotte								
2,2-Dichloropropane	ND	ug/kg	872	284	100	06/16/21 13:44	06/16/21 22:20	594-20-7	
1,1-Dichloropropene	ND	ug/kg	872	418	100	06/16/21 13:44	06/16/21 22:20	563-58-6	
cis-1,3-Dichloropropene	ND	ug/kg	872	237	100	06/16/21 13:44	06/16/21 22:20	10061-01-5	
trans-1,3-Dichloropropene	ND	ug/kg	872	300	100	06/16/21 13:44	06/16/21 22:20	10061-02-6	
Diisopropyl ether	ND	ug/kg	872	235	100	06/16/21 13:44	06/16/21 22:20	108-20-3	
Ethylbenzene	**174000**	ug/kg	872	406	100	06/16/21 13:44	06/16/21 22:20	100-41-4	
Hexachloro-1,3-butadiene	ND	ug/kg	1740	1430	100	06/16/21 13:44	06/16/21 22:20	87-68-3	
2-Hexanone	ND	ug/kg	8720	840	100	06/16/21 13:44	06/16/21 22:20	591-78-6	
Isopropylbenzene (Cumene)	ND	ug/kg	872	296	100	06/16/21 13:44	06/16/21 22:20	98-82-8	
p-Isopropyltoluene	**13000**	ug/kg	872	429	100	06/16/21 13:44	06/16/21 22:20	99-87-6	
Methylene Chloride	ND	ug/kg	3490	2390	100	06/16/21 13:44	06/16/21 22:20	75-09-2	
4-Methyl-2-pentanone (MIBK)	ND	ug/kg	8720	840	100	06/16/21 13:44	06/16/21 22:20	108-10-1	
Methyl-tert-butyl ether	ND	ug/kg	872	326	100	06/16/21 13:44	06/16/21 22:20	1634-04-4	
Naphthalene	**39100**	ug/kg	872	458	100	06/16/21 13:44	06/16/21 22:20	91-20-3	
n-Propylbenzene	ND	ug/kg	872	310	100	06/16/21 13:44	06/16/21 22:20	103-65-1	
Styrene	ND	ug/kg	872	230	100	06/16/21 13:44	06/16/21 22:20	100-42-5	
1,1,1,2-Tetrachloroethane	ND	ug/kg	872	335	100	06/16/21 13:44	06/16/21 22:20	630-20-6	
1,1,2,2-Tetrachloroethane	ND	ug/kg	872	230	100	06/16/21 13:44	06/16/21 22:20	79-34-5	
Tetrachloroethene	ND	ug/kg	872	275	100	06/16/21 13:44	06/16/21 22:20	127-18-4	
Toluene	**535000**	ug/kg	872	248	100	06/16/21 13:44	06/16/21 22:20	108-88-3	
1,2,3-Trichlorobenzene	ND	ug/kg	872	704	100	06/16/21 13:44	06/16/21 22:20	87-61-6	
1,2,4-Trichlorobenzene	ND	ug/kg	872	732	100	06/16/21 13:44	06/16/21 22:20	120-82-1	
1,1,1-Trichloroethane	ND	ug/kg	872	453	100	06/16/21 13:44	06/16/21 22:20	71-55-6	
1,1,2-Trichloroethane	ND	ug/kg	872	289	100	06/16/21 13:44	06/16/21 22:20	79-00-5	
Trichloroethene	ND	ug/kg	872	225	100	06/16/21 13:44	06/16/21 22:20	79-01-6	
Trichlorofluoromethane	ND	ug/kg	872	479	100	06/16/21 13:44	06/16/21 22:20	75-69-4	
1,2,3-Trichloropropane	ND	ug/kg	872	441	100	06/16/21 13:44	06/16/21 22:20	96-18-4	
1,2,4-Trimethylbenzene	**305000**	ug/kg	872	239	100	06/16/21 13:44	06/16/21 22:20	95-63-6	
1,3,5-Trimethylbenzene	ND	ug/kg	872	293	100	06/16/21 13:44	06/16/21 22:20	108-67-8	
Vinyl acetate	ND	ug/kg	8720	635	100	06/16/21 13:44	06/16/21 22:20	108-05-4	
Vinyl chloride	ND	ug/kg	1740	443	100	06/16/21 13:44	06/16/21 22:20	75-01-4	
Xylene (Total)	**860000**	ug/kg	1740	497	100	06/16/21 13:44	06/16/21 22:20	1330-20-7	
m&p-Xylene	**613000**	ug/kg	1740	596	100	06/16/21 13:44	06/16/21 22:20	179601-23-1	
o-Xylene	**246000**	ug/kg	872	385	100	06/16/21 13:44	06/16/21 22:20	95-47-6	
Surrogates									
Toluene-d8 (S)	100	%	70-130		100	06/16/21 13:44	06/16/21 22:20	2037-26-5	
4-Bromofluorobenzene (S)	101	%	69-134		100	06/16/21 13:44	06/16/21 22:20	460-00-4	
1,2-Dichloroethane-d4 (S)	111	%	70-130		100	06/16/21 13:44	06/16/21 22:20	17060-07-0	
Percent Moisture	Analytical Method: SW-846 Pace Analytical Services - Charlotte								
Percent Moisture	**14.8**	%	0.10	0.10	1		06/14/21 15:17		N2

REPORT OF LABORATORY ANALYSIS

This report shall not be reproduced, except in full,
without the written consent of Pace Analytical Services, LLC.

Pace Analytical Services, LLC
9800 Kincey Ave. Suite 100
Huntersville, NC 28078
(704)875-9092

ANALYTICAL RESULTS

Project: CPC Huntersville/2020-L1-2448
Pace Project No.: 92544080

Sample: BB4 (0-2) **Lab ID: 92544080005** Collected: 06/11/21 13:40 Received: 06/14/21 12:30 Matrix: Solid

Results reported on a "dry weight" basis and are adjusted for percent moisture, sample size and any dilutions.

Parameters	Results	Units	Report Limit	MDL	DF	Prepared	Analyzed	CAS No.	Qual
VPH NC Soil	Analytical Method: MADEP VPH Preparation Method: MADEP VPH Pace Analytical Services - Charlotte								
Total VPH (C5-C12)	**30.3**	mg/kg	4.4	4.4	1	06/15/21 12:37	06/17/21 06:17		N2
Aliphatic (C05-C08)	**21.0**	mg/kg	4.4	4.4	1	06/15/21 12:37	06/17/21 06:17		N2
Aliphatic (C09-C12)	**9.2**	mg/kg	4.4	4.4	1	06/15/21 12:37	06/17/21 06:17		N2
Aliphatic(C09-C12) Adjusted	**7.8**	mg/kg	4.4	4.4	1	06/15/21 12:37	06/17/21 06:17		N2
Aromatic (C09-C10)	ND	mg/kg	4.4	4.4	1	06/15/21 12:37	06/17/21 06:17		N2
Surrogates									
4-Bromofluorobenzene (FID) (S)	115	%	70-130		1	06/15/21 12:37	06/17/21 06:17	460-00-4	
4-Bromofluorobenzene (PID) (S)	113	%	70-130		1	06/15/21 12:37	06/17/21 06:17	460-00-4	
8260D/5035A/5030B Volatiles	Analytical Method: EPA 8260D Preparation Method: EPA 5035A/5030B Pace Analytical Services - Charlotte								
Acetone	ND	ug/kg	168	54.0	1	06/15/21 15:09	06/16/21 08:08	67-64-1	
Benzene	**327**	ug/kg	8.4	3.3	1	06/15/21 15:09	06/16/21 08:08	71-43-2	
Bromobenzene	ND	ug/kg	8.4	2.7	1	06/15/21 15:09	06/16/21 08:08	108-86-1	
Bromochloromethane	ND	ug/kg	8.4	2.5	1	06/15/21 15:09	06/16/21 08:08	74-97-5	
Bromodichloromethane	ND	ug/kg	8.4	3.2	1	06/15/21 15:09	06/16/21 08:08	75-27-4	
Bromoform	ND	ug/kg	8.4	3.0	1	06/15/21 15:09	06/16/21 08:08	75-25-2	
Bromomethane	ND	ug/kg	16.8	13.3	1	06/15/21 15:09	06/16/21 08:08	74-83-9	IK,L1,v1
2-Butanone (MEK)	ND	ug/kg	168	40.4	1	06/15/21 15:09	06/16/21 08:08	78-93-3	
n-Butylbenzene	ND	ug/kg	8.4	4.0	1	06/15/21 15:09	06/16/21 08:08	104-51-8	
sec-Butylbenzene	ND	ug/kg	8.4	3.7	1	06/15/21 15:09	06/16/21 08:08	135-98-8	
tert-Butylbenzene	ND	ug/kg	8.4	3.0	1	06/15/21 15:09	06/16/21 08:08	98-06-6	v2
Carbon tetrachloride	ND	ug/kg	8.4	3.1	1	06/15/21 15:09	06/16/21 08:08	56-23-5	
Chlorobenzene	ND	ug/kg	8.4	1.6	1	06/15/21 15:09	06/16/21 08:08	108-90-7	
Chloroethane	ND	ug/kg	16.8	6.5	1	06/15/21 15:09	06/16/21 08:08	75-00-3	
Chloroform	ND	ug/kg	8.4	5.1	1	06/15/21 15:09	06/16/21 08:08	67-66-3	
Chloromethane	ND	ug/kg	16.8	7.1	1	06/15/21 15:09	06/16/21 08:08	74-87-3	
2-Chlorotoluene	ND	ug/kg	8.4	3.0	1	06/15/21 15:09	06/16/21 08:08	95-49-8	
4-Chlorotoluene	ND	ug/kg	8.4	1.5	1	06/15/21 15:09	06/16/21 08:08	106-43-4	
1,2-Dibromo-3-chloropropane	ND	ug/kg	8.4	3.3	1	06/15/21 15:09	06/16/21 08:08	96-12-8	
Dibromochloromethane	ND	ug/kg	8.4	4.7	1	06/15/21 15:09	06/16/21 08:08	124-48-1	
1,2-Dibromoethane (EDB)	ND	ug/kg	8.4	3.7	1	06/15/21 15:09	06/16/21 08:08	106-93-4	
Dibromomethane	ND	ug/kg	8.4	1.8	1	06/15/21 15:09	06/16/21 08:08	74-95-3	
1,2-Dichlorobenzene	ND	ug/kg	8.4	3.0	1	06/15/21 15:09	06/16/21 08:08	95-50-1	
1,3-Dichlorobenzene	ND	ug/kg	8.4	2.6	1	06/15/21 15:09	06/16/21 08:08	541-73-1	
1,4-Dichlorobenzene	ND	ug/kg	8.4	2.2	1	06/15/21 15:09	06/16/21 08:08	106-46-7	
Dichlorodifluoromethane	ND	ug/kg	16.8	3.7	1	06/15/21 15:09	06/16/21 08:08	75-71-8	
1,1-Dichloroethane	ND	ug/kg	8.4	3.5	1	06/15/21 15:09	06/16/21 08:08	75-34-3	
1,2-Dichloroethane	ND	ug/kg	8.4	5.6	1	06/15/21 15:09	06/16/21 08:08	107-06-2	
1,1-Dichloroethene	ND	ug/kg	8.4	3.5	1	06/15/21 15:09	06/16/21 08:08	75-35-4	
cis-1,2-Dichloroethene	ND	ug/kg	8.4	2.9	1	06/15/21 15:09	06/16/21 08:08	156-59-2	
trans-1,2-Dichloroethene	ND	ug/kg	8.4	2.9	1	06/15/21 15:09	06/16/21 08:08	156-60-5	
1,2-Dichloropropane	ND	ug/kg	8.4	2.5	1	06/15/21 15:09	06/16/21 08:08	78-87-5	
1,3-Dichloropropane	ND	ug/kg	8.4	2.6	1	06/15/21 15:09	06/16/21 08:08	142-28-9	

REPORT OF LABORATORY ANALYSIS

This report shall not be reproduced, except in full,
without the written consent of Pace Analytical Services, LLC.

Pace Analytical Services, LLC
9800 Kincey Ave. Suite 100
Huntersville, NC 28078
(704)875-9092

ANALYTICAL RESULTS

Project: CPC Huntersville/2020-L1-2448
Pace Project No.: 92544080

Sample: BB4 (0-2) **Lab ID: 92544080005** Collected: 06/11/21 13:40 Received: 06/14/21 12:30 Matrix: Solid

Results reported on a "dry weight" basis and are adjusted for percent moisture, sample size and any dilutions.

Parameters	Results	Units	Report Limit	MDL	DF	Prepared	Analyzed	CAS No.	Qual
8260D/5035A/5030B Volatiles	Analytical Method: EPA 8260D Preparation Method: EPA 5035A/5030B Pace Analytical Services - Charlotte								
2,2-Dichloropropane	ND	ug/kg	8.4	2.7	1	06/15/21 15:09	06/16/21 08:08	594-20-7	
1,1-Dichloropropene	ND	ug/kg	8.4	4.0	1	06/15/21 15:09	06/16/21 08:08	563-58-6	
cis-1,3-Dichloropropene	ND	ug/kg	8.4	2.3	1	06/15/21 15:09	06/16/21 08:08	10061-01-5	
trans-1,3-Dichloropropene	ND	ug/kg	8.4	2.9	1	06/15/21 15:09	06/16/21 08:08	10061-02-6	
Diisopropyl ether	ND	ug/kg	8.4	2.3	1	06/15/21 15:09	06/16/21 08:08	108-20-3	
Ethylbenzene	**98.8**	ug/kg	8.4	3.9	1	06/15/21 15:09	06/16/21 08:08	100-41-4	
Hexachloro-1,3-butadiene	ND	ug/kg	16.8	13.8	1	06/15/21 15:09	06/16/21 08:08	87-68-3	
2-Hexanone	ND	ug/kg	84.1	8.1	1	06/15/21 15:09	06/16/21 08:08	591-78-6	
Isopropylbenzene (Cumene)	ND	ug/kg	8.4	2.9	1	06/15/21 15:09	06/16/21 08:08	98-82-8	
p-Isopropyltoluene	ND	ug/kg	8.4	4.1	1	06/15/21 15:09	06/16/21 08:08	99-87-6	
Methylene Chloride	ND	ug/kg	33.7	23.1	1	06/15/21 15:09	06/16/21 08:08	75-09-2	
4-Methyl-2-pentanone (MIBK)	ND	ug/kg	84.1	8.1	1	06/15/21 15:09	06/16/21 08:08	108-10-1	
Methyl-tert-butyl ether	ND	ug/kg	8.4	3.1	1	06/15/21 15:09	06/16/21 08:08	1634-04-4	
Naphthalene	ND	ug/kg	8.4	4.4	1	06/15/21 15:09	06/16/21 08:08	91-20-3	
n-Propylbenzene	ND	ug/kg	8.4	3.0	1	06/15/21 15:09	06/16/21 08:08	103-65-1	
Styrene	ND	ug/kg	8.4	2.2	1	06/15/21 15:09	06/16/21 08:08	100-42-5	
1,1,1,2-Tetrachloroethane	ND	ug/kg	8.4	3.2	1	06/15/21 15:09	06/16/21 08:08	630-20-6	
1,1,2,2-Tetrachloroethane	ND	ug/kg	8.4	2.2	1	06/15/21 15:09	06/16/21 08:08	79-34-5	
Tetrachloroethene	ND	ug/kg	8.4	2.7	1	06/15/21 15:09	06/16/21 08:08	127-18-4	
Toluene	**1210**	ug/kg	8.4	2.4	1	06/15/21 15:09	06/16/21 08:08	108-88-3	
1,2,3-Trichlorobenzene	ND	ug/kg	8.4	6.8	1	06/15/21 15:09	06/16/21 08:08	87-61-6	
1,2,4-Trichlorobenzene	ND	ug/kg	8.4	7.1	1	06/15/21 15:09	06/16/21 08:08	120-82-1	
1,1,1-Trichloroethane	ND	ug/kg	8.4	4.4	1	06/15/21 15:09	06/16/21 08:08	71-55-6	
1,1,2-Trichloroethane	ND	ug/kg	8.4	2.8	1	06/15/21 15:09	06/16/21 08:08	79-00-5	
Trichloroethene	ND	ug/kg	8.4	2.2	1	06/15/21 15:09	06/16/21 08:08	79-01-6	
Trichlorofluoromethane	ND	ug/kg	8.4	4.6	1	06/15/21 15:09	06/16/21 08:08	75-69-4	
1,2,3-Trichloropropane	ND	ug/kg	8.4	4.3	1	06/15/21 15:09	06/16/21 08:08	96-18-4	
1,2,4-Trimethylbenzene	**33.0**	ug/kg	8.4	2.3	1	06/15/21 15:09	06/16/21 08:08	95-63-6	
1,3,5-Trimethylbenzene	ND	ug/kg	8.4	2.8	1	06/15/21 15:09	06/16/21 08:08	108-67-8	
Vinyl acetate	ND	ug/kg	84.1	6.1	1	06/15/21 15:09	06/16/21 08:08	108-05-4	
Vinyl chloride	ND	ug/kg	16.8	4.3	1	06/15/21 15:09	06/16/21 08:08	75-01-4	
Xylene (Total)	**443**	ug/kg	16.8	4.8	1	06/15/21 15:09	06/16/21 08:08	1330-20-7	
m&p-Xylene	**321**	ug/kg	16.8	5.8	1	06/15/21 15:09	06/16/21 08:08	179601-23-1	
o-Xylene	**122**	ug/kg	8.4	3.7	1	06/15/21 15:09	06/16/21 08:08	95-47-6	
Surrogates									
Toluene-d8 (S)	101	%	70-130		1	06/15/21 15:09	06/16/21 08:08	2037-26-5	
4-Bromofluorobenzene (S)	98	%	69-134		1	06/15/21 15:09	06/16/21 08:08	460-00-4	
1,2-Dichloroethane-d4 (S)	100	%	70-130		1	06/15/21 15:09	06/16/21 08:08	17060-07-0	
Percent Moisture	Analytical Method: SW-846 Pace Analytical Services - Charlotte								
Percent Moisture	**25.6**	%	0.10	0.10	1		06/14/21 15:17		N2

REPORT OF LABORATORY ANALYSIS

This report shall not be reproduced, except in full,
without the written consent of Pace Analytical Services, LLC.

Pace Analytical Services, LLC
9800 Kincey Ave. Suite 100
Huntersville, NC 28078
(704)875-9092

ANALYTICAL RESULTS

Project: CPC Huntersville/2020-L1-2448
Pace Project No.: 92544080

Sample: BB4 (18-20) **Lab ID: 92544080006** Collected: 06/11/21 13:45 Received: 06/14/21 12:30 Matrix: Solid

Results reported on a "dry weight" basis and are adjusted for percent moisture, sample size and any dilutions.

Parameters	Results	Units	Report Limit	MDL	DF	Prepared	Analyzed	CAS No.	Qual
VPH NC Soil	Analytical Method: MADEP VPH Preparation Method: MADEP VPH Pace Analytical Services - Charlotte								
Total VPH (C5-C12)	**357**	mg/kg	4.5	4.5	1	06/15/21 12:37	06/17/21 06:45		N2
Aliphatic (C05-C08)	**182**	mg/kg	4.5	4.5	1	06/15/21 12:37	06/17/21 06:45		N2
Aliphatic (C09-C12)	**175**	mg/kg	4.5	4.5	1	06/15/21 12:37	06/17/21 06:45		N2
Aliphatic(C09-C12) Adjusted	**110**	mg/kg	4.5	4.5	1	06/15/21 12:37	06/17/21 06:45		N2
Aromatic (C09-C10)	**64.7**	mg/kg	4.5	4.5	1	06/15/21 12:37	06/17/21 06:45		N2
Surrogates									
4-Bromofluorobenzene (FID) (S)	142	%	70-130		1	06/15/21 12:37	06/17/21 06:45	460-00-4	S2
4-Bromofluorobenzene (PID) (S)	107	%	70-130		1	06/15/21 12:37	06/17/21 06:45	460-00-4	
8260D/5035A/5030B Volatiles	Analytical Method: EPA 8260D Preparation Method: EPA 5035A/5030B Pace Analytical Services - Charlotte								
Acetone	**1670**	ug/kg	144	46.4	1	06/16/21 13:44	06/16/21 19:01	67-64-1	
Benzene	**25.8**	ug/kg	7.2	2.9	1	06/16/21 13:44	06/16/21 19:01	71-43-2	
Bromobenzene	ND	ug/kg	7.2	2.4	1	06/16/21 13:44	06/16/21 19:01	108-86-1	
Bromochloromethane	ND	ug/kg	7.2	2.1	1	06/16/21 13:44	06/16/21 19:01	74-97-5	
Bromodichloromethane	ND	ug/kg	7.2	2.8	1	06/16/21 13:44	06/16/21 19:01	75-27-4	
Bromoform	ND	ug/kg	7.2	2.5	1	06/16/21 13:44	06/16/21 19:01	75-25-2	
Bromomethane	ND	ug/kg	14.4	11.4	1	06/16/21 13:44	06/16/21 19:01	74-83-9	IK,L1
2-Butanone (MEK)	ND	ug/kg	144	34.7	1	06/16/21 13:44	06/16/21 19:01	78-93-3	
n-Butylbenzene	**532**	ug/kg	7.2	3.4	1	06/16/21 13:44	06/16/21 19:01	104-51-8	
sec-Butylbenzene	ND	ug/kg	7.2	3.2	1	06/16/21 13:44	06/16/21 19:01	135-98-8	
tert-Butylbenzene	ND	ug/kg	7.2	2.6	1	06/16/21 13:44	06/16/21 19:01	98-06-6	
Carbon tetrachloride	ND	ug/kg	7.2	2.7	1	06/16/21 13:44	06/16/21 19:01	56-23-5	
Chlorobenzene	**16.2**	ug/kg	7.2	1.4	1	06/16/21 13:44	06/16/21 19:01	108-90-7	
Chloroethane	ND	ug/kg	14.4	5.6	1	06/16/21 13:44	06/16/21 19:01	75-00-3	
Chloroform	ND	ug/kg	7.2	4.4	1	06/16/21 13:44	06/16/21 19:01	67-66-3	
Chloromethane	ND	ug/kg	14.4	6.1	1	06/16/21 13:44	06/16/21 19:01	74-87-3	
2-Chlorotoluene	ND	ug/kg	7.2	2.6	1	06/16/21 13:44	06/16/21 19:01	95-49-8	
4-Chlorotoluene	ND	ug/kg	7.2	1.3	1	06/16/21 13:44	06/16/21 19:01	106-43-4	
1,2-Dibromo-3-chloropropane	ND	ug/kg	7.2	2.8	1	06/16/21 13:44	06/16/21 19:01	96-12-8	
Dibromochloromethane	ND	ug/kg	7.2	4.1	1	06/16/21 13:44	06/16/21 19:01	124-48-1	
1,2-Dibromoethane (EDB)	ND	ug/kg	7.2	3.2	1	06/16/21 13:44	06/16/21 19:01	106-93-4	
Dibromomethane	ND	ug/kg	7.2	1.5	1	06/16/21 13:44	06/16/21 19:01	74-95-3	
1,2-Dichlorobenzene	ND	ug/kg	7.2	2.6	1	06/16/21 13:44	06/16/21 19:01	95-50-1	
1,3-Dichlorobenzene	ND	ug/kg	7.2	2.2	1	06/16/21 13:44	06/16/21 19:01	541-73-1	
1,4-Dichlorobenzene	ND	ug/kg	7.2	1.9	1	06/16/21 13:44	06/16/21 19:01	106-46-7	
Dichlorodifluoromethane	ND	ug/kg	14.4	3.1	1	06/16/21 13:44	06/16/21 19:01	75-71-8	v2
1,1-Dichloroethane	ND	ug/kg	7.2	3.0	1	06/16/21 13:44	06/16/21 19:01	75-34-3	
1,2-Dichloroethane	ND	ug/kg	7.2	4.8	1	06/16/21 13:44	06/16/21 19:01	107-06-2	
1,1-Dichloroethene	ND	ug/kg	7.2	3.0	1	06/16/21 13:44	06/16/21 19:01	75-35-4	
cis-1,2-Dichloroethene	ND	ug/kg	7.2	2.5	1	06/16/21 13:44	06/16/21 19:01	156-59-2	
trans-1,2-Dichloroethene	ND	ug/kg	7.2	2.5	1	06/16/21 13:44	06/16/21 19:01	156-60-5	
1,2-Dichloropropane	ND	ug/kg	7.2	2.2	1	06/16/21 13:44	06/16/21 19:01	78-87-5	
1,3-Dichloropropane	ND	ug/kg	7.2	2.3	1	06/16/21 13:44	06/16/21 19:01	142-28-9	

REPORT OF LABORATORY ANALYSIS

This report shall not be reproduced, except in full,
without the written consent of Pace Analytical Services, LLC.

Pace Analytical Services, LLC
9800 Kincey Ave. Suite 100
Huntersville, NC 28078
(704)875-9092

ANALYTICAL RESULTS

Project: CPC Huntersville/2020-L1-2448
Pace Project No.: 92544080

Sample: BB4 (18-20) **Lab ID: 92544080006** Collected: 06/11/21 13:45 Received: 06/14/21 12:30 Matrix: Solid

Results reported on a "dry weight" basis and are adjusted for percent moisture, sample size and any dilutions.

Parameters	Results	Units	Report Limit	MDL	DF	Prepared	Analyzed	CAS No.	Qual
8260D/5035A/5030B Volatiles	Analytical Method: EPA 8260D Preparation Method: EPA 5035A/5030B Pace Analytical Services - Charlotte								
2,2-Dichloropropane	ND	ug/kg	7.2	2.4	1	06/16/21 13:44	06/16/21 19:01	594-20-7	
1,1-Dichloropropene	ND	ug/kg	7.2	3.5	1	06/16/21 13:44	06/16/21 19:01	563-58-6	
cis-1,3-Dichloropropene	ND	ug/kg	7.2	2.0	1	06/16/21 13:44	06/16/21 19:01	10061-01-5	
trans-1,3-Dichloropropene	ND	ug/kg	7.2	2.5	1	06/16/21 13:44	06/16/21 19:01	10061-02-6	
Diisopropyl ether	**13.3**	ug/kg	7.2	1.9	1	06/16/21 13:44	06/16/21 19:01	108-20-3	
Ethylbenzene	**780**	ug/kg	7.2	3.4	1	06/16/21 13:44	06/16/21 19:01	100-41-4	
Hexachloro-1,3-butadiene	ND	ug/kg	14.4	11.8	1	06/16/21 13:44	06/16/21 19:01	87-68-3	
2-Hexanone	ND	ug/kg	72.2	7.0	1	06/16/21 13:44	06/16/21 19:01	591-78-6	
Isopropylbenzene (Cumene)	ND	ug/kg	7.2	2.5	1	06/16/21 13:44	06/16/21 19:01	98-82-8	
p-Isopropyltoluene	ND	ug/kg	7.2	3.6	1	06/16/21 13:44	06/16/21 19:01	99-87-6	
Methylene Chloride	ND	ug/kg	28.9	19.8	1	06/16/21 13:44	06/16/21 19:01	75-09-2	
4-Methyl-2-pentanone (MIBK)	ND	ug/kg	72.2	7.0	1	06/16/21 13:44	06/16/21 19:01	108-10-1	
Methyl-tert-butyl ether	ND	ug/kg	7.2	2.7	1	06/16/21 13:44	06/16/21 19:01	1634-04-4	
Naphthalene	**1470**	ug/kg	7.2	3.8	1	06/16/21 13:44	06/16/21 19:01	91-20-3	
n-Propylbenzene	ND	ug/kg	7.2	2.6	1	06/16/21 13:44	06/16/21 19:01	103-65-1	
Styrene	**45.9**	ug/kg	7.2	1.9	1	06/16/21 13:44	06/16/21 19:01	100-42-5	
1,1,1,2-Tetrachloroethane	ND	ug/kg	7.2	2.8	1	06/16/21 13:44	06/16/21 19:01	630-20-6	
1,1,2,2-Tetrachloroethane	ND	ug/kg	7.2	1.9	1	06/16/21 13:44	06/16/21 19:01	79-34-5	
Tetrachloroethene	ND	ug/kg	7.2	2.3	1	06/16/21 13:44	06/16/21 19:01	127-18-4	
Toluene	**625**	ug/kg	7.2	2.1	1	06/16/21 13:44	06/16/21 19:01	108-88-3	
1,2,3-Trichlorobenzene	ND	ug/kg	7.2	5.8	1	06/16/21 13:44	06/16/21 19:01	87-61-6	
1,2,4-Trichlorobenzene	ND	ug/kg	7.2	6.1	1	06/16/21 13:44	06/16/21 19:01	120-82-1	
1,1,1-Trichloroethane	ND	ug/kg	7.2	3.8	1	06/16/21 13:44	06/16/21 19:01	71-55-6	
1,1,2-Trichloroethane	ND	ug/kg	7.2	2.4	1	06/16/21 13:44	06/16/21 19:01	79-00-5	
Trichloroethene	ND	ug/kg	7.2	1.9	1	06/16/21 13:44	06/16/21 19:01	79-01-6	
Trichlorofluoromethane	ND	ug/kg	7.2	4.0	1	06/16/21 13:44	06/16/21 19:01	75-69-4	
1,2,3-Trichloropropane	ND	ug/kg	7.2	3.7	1	06/16/21 13:44	06/16/21 19:01	96-18-4	
1,2,4-Trimethylbenzene	**5590**	ug/kg	7.2	2.0	1	06/16/21 13:44	06/16/21 19:01	95-63-6	
1,3,5-Trimethylbenzene	**1630**	ug/kg	7.2	2.4	1	06/16/21 13:44	06/16/21 19:01	108-67-8	
Vinyl acetate	ND	ug/kg	72.2	5.3	1	06/16/21 13:44	06/16/21 19:01	108-05-4	
Vinyl chloride	ND	ug/kg	14.4	3.7	1	06/16/21 13:44	06/16/21 19:01	75-01-4	
Xylene (Total)	**4720**	ug/kg	14.4	4.1	1	06/16/21 13:44	06/16/21 19:01	1330-20-7	
m&p-Xylene	**3130**	ug/kg	14.4	4.9	1	06/16/21 13:44	06/16/21 19:01	179601-23-1	
o-Xylene	**1590**	ug/kg	7.2	3.2	1	06/16/21 13:44	06/16/21 19:01	95-47-6	
Surrogates									
Toluene-d8 (S)	98	%	70-130		1	06/16/21 13:44	06/16/21 19:01	2037-26-5	
4-Bromofluorobenzene (S)	104	%	69-134		1	06/16/21 13:44	06/16/21 19:01	460-00-4	
1,2-Dichloroethane-d4 (S)	115	%	70-130		1	06/16/21 13:44	06/16/21 19:01	17060-07-0	
Percent Moisture	Analytical Method: SW-846 Pace Analytical Services - Charlotte								
Percent Moisture	**15.3**	%	0.10	0.10	1		06/14/21 15:17		N2

REPORT OF LABORATORY ANALYSIS

This report shall not be reproduced, except in full,
without the written consent of Pace Analytical Services, LLC.

Pace Analytical Services, LLC
9800 Kincey Ave. Suite 100
Huntersville, NC 28078
(704)875-9092

ANALYTICAL RESULTS

Project: CPC Huntersville/2020-L1-2448
Pace Project No.: 92544080

Sample: BB5 (0-2) **Lab ID: 92544080007** Collected: 06/11/21 14:30 Received: 06/14/21 12:30 Matrix: Solid

Results reported on a "dry weight" basis and are adjusted for percent moisture, sample size and any dilutions.

Parameters	Results	Units	Report Limit	MDL	DF	Prepared	Analyzed	CAS No.	Qual
VPH NC Soil	Analytical Method: MADEP VPH Preparation Method: MADEP VPH Pace Analytical Services - Charlotte								
Total VPH (C5-C12)	**11.7**	mg/kg	4.4	4.4	1	06/15/21 12:37	06/17/21 04:23		N2
Aliphatic (C05-C08)	**4.7**	mg/kg	4.4	4.4	1	06/15/21 12:37	06/17/21 04:23		N2
Aliphatic (C09-C12)	**7.0**	mg/kg	4.4	4.4	1	06/15/21 12:37	06/17/21 04:23		N2
Aliphatic(C09-C12) Adjusted	**5.5**	mg/kg	4.4	4.4	1	06/15/21 12:37	06/17/21 04:23		N2
Aromatic (C09-C10)	ND	mg/kg	4.4	4.4	1	06/15/21 12:37	06/17/21 04:23		N2
Surrogates									
4-Bromofluorobenzene (FID) (S)	113	%	70-130		1	06/15/21 12:37	06/17/21 04:23	460-00-4	
4-Bromofluorobenzene (PID) (S)	112	%	70-130		1	06/15/21 12:37	06/17/21 04:23	460-00-4	
8260D/5035A/5030B Volatiles	Analytical Method: EPA 8260D Preparation Method: EPA 5035A/5030B Pace Analytical Services - Charlotte								
Acetone	ND	ug/kg	172	55.1	1	06/15/21 15:09	06/16/21 08:43	67-64-1	
Benzene	ND	ug/kg	8.6	3.4	1	06/15/21 15:09	06/16/21 08:43	71-43-2	
Bromobenzene	ND	ug/kg	8.6	2.8	1	06/15/21 15:09	06/16/21 08:43	108-86-1	
Bromochloromethane	ND	ug/kg	8.6	2.5	1	06/15/21 15:09	06/16/21 08:43	74-97-5	
Bromodichloromethane	ND	ug/kg	8.6	3.3	1	06/15/21 15:09	06/16/21 08:43	75-27-4	
Bromoform	ND	ug/kg	8.6	3.0	1	06/15/21 15:09	06/16/21 08:43	75-25-2	
Bromomethane	ND	ug/kg	17.2	13.6	1	06/15/21 15:09	06/16/21 08:43	74-83-9	IK,L1,v1
2-Butanone (MEK)	ND	ug/kg	172	41.2	1	06/15/21 15:09	06/16/21 08:43	78-93-3	
n-Butylbenzene	ND	ug/kg	8.6	4.0	1	06/15/21 15:09	06/16/21 08:43	104-51-8	
sec-Butylbenzene	ND	ug/kg	8.6	3.8	1	06/15/21 15:09	06/16/21 08:43	135-98-8	
tert-Butylbenzene	ND	ug/kg	8.6	3.1	1	06/15/21 15:09	06/16/21 08:43	98-06-6	v2,v3
Carbon tetrachloride	ND	ug/kg	8.6	3.2	1	06/15/21 15:09	06/16/21 08:43	56-23-5	
Chlorobenzene	ND	ug/kg	8.6	1.6	1	06/15/21 15:09	06/16/21 08:43	108-90-7	
Chloroethane	ND	ug/kg	17.2	6.6	1	06/15/21 15:09	06/16/21 08:43	75-00-3	
Chloroform	ND	ug/kg	8.6	5.2	1	06/15/21 15:09	06/16/21 08:43	67-66-3	
Chloromethane	ND	ug/kg	17.2	7.2	1	06/15/21 15:09	06/16/21 08:43	74-87-3	M1
2-Chlorotoluene	ND	ug/kg	8.6	3.0	1	06/15/21 15:09	06/16/21 08:43	95-49-8	
4-Chlorotoluene	ND	ug/kg	8.6	1.5	1	06/15/21 15:09	06/16/21 08:43	106-43-4	
1,2-Dibromo-3-chloropropane	ND	ug/kg	8.6	3.3	1	06/15/21 15:09	06/16/21 08:43	96-12-8	
Dibromochloromethane	ND	ug/kg	8.6	4.8	1	06/15/21 15:09	06/16/21 08:43	124-48-1	
1,2-Dibromoethane (EDB)	ND	ug/kg	8.6	3.8	1	06/15/21 15:09	06/16/21 08:43	106-93-4	
Dibromomethane	ND	ug/kg	8.6	1.8	1	06/15/21 15:09	06/16/21 08:43	74-95-3	
1,2-Dichlorobenzene	ND	ug/kg	8.6	3.1	1	06/15/21 15:09	06/16/21 08:43	95-50-1	
1,3-Dichlorobenzene	ND	ug/kg	8.6	2.7	1	06/15/21 15:09	06/16/21 08:43	541-73-1	
1,4-Dichlorobenzene	ND	ug/kg	8.6	2.2	1	06/15/21 15:09	06/16/21 08:43	106-46-7	
Dichlorodifluoromethane	ND	ug/kg	17.2	3.7	1	06/15/21 15:09	06/16/21 08:43	75-71-8	
1,1-Dichloroethane	ND	ug/kg	8.6	3.5	1	06/15/21 15:09	06/16/21 08:43	75-34-3	
1,2-Dichloroethane	ND	ug/kg	8.6	5.7	1	06/15/21 15:09	06/16/21 08:43	107-06-2	
1,1-Dichloroethene	ND	ug/kg	8.6	3.5	1	06/15/21 15:09	06/16/21 08:43	75-35-4	
cis-1,2-Dichloroethene	ND	ug/kg	8.6	2.9	1	06/15/21 15:09	06/16/21 08:43	156-59-2	
trans-1,2-Dichloroethene	ND	ug/kg	8.6	3.0	1	06/15/21 15:09	06/16/21 08:43	156-60-5	
1,2-Dichloropropane	ND	ug/kg	8.6	2.6	1	06/15/21 15:09	06/16/21 08:43	78-87-5	
1,3-Dichloropropane	ND	ug/kg	8.6	2.7	1	06/15/21 15:09	06/16/21 08:43	142-28-9	

REPORT OF LABORATORY ANALYSIS

This report shall not be reproduced, except in full,
without the written consent of Pace Analytical Services, LLC.

Pace Analytical Services, LLC
9800 Kincey Ave. Suite 100
Huntersville, NC 28078
(704)875-9092

ANALYTICAL RESULTS

Project: CPC Huntersville/2020-L1-2448
Pace Project No.: 92544080

Sample: BB5 (0-2) **Lab ID: 92544080007** Collected: 06/11/21 14:30 Received: 06/14/21 12:30 Matrix: Solid

Results reported on a "dry weight" basis and are adjusted for percent moisture, sample size and any dilutions.

Parameters	Results	Units	Report Limit	MDL	DF	Prepared	Analyzed	CAS No.	Qual
8260D/5035A/5030B Volatiles	Analytical Method: EPA 8260D Preparation Method: EPA 5035A/5030B Pace Analytical Services - Charlotte								
2,2-Dichloropropane	ND	ug/kg	8.6	2.8	1	06/15/21 15:09	06/16/21 08:43	594-20-7	
1,1-Dichloropropene	ND	ug/kg	8.6	4.1	1	06/15/21 15:09	06/16/21 08:43	563-58-6	
cis-1,3-Dichloropropene	ND	ug/kg	8.6	2.3	1	06/15/21 15:09	06/16/21 08:43	10061-01-5	
trans-1,3-Dichloropropene	ND	ug/kg	8.6	3.0	1	06/15/21 15:09	06/16/21 08:43	10061-02-6	
Diisopropyl ether	ND	ug/kg	8.6	2.3	1	06/15/21 15:09	06/16/21 08:43	108-20-3	
Ethylbenzene	ND	ug/kg	8.6	4.0	1	06/15/21 15:09	06/16/21 08:43	100-41-4	
Hexachloro-1,3-butadiene	ND	ug/kg	17.2	14.0	1	06/15/21 15:09	06/16/21 08:43	87-68-3	
2-Hexanone	ND	ug/kg	85.8	8.3	1	06/15/21 15:09	06/16/21 08:43	591-78-6	
Isopropylbenzene (Cumene)	ND	ug/kg	8.6	2.9	1	06/15/21 15:09	06/16/21 08:43	98-82-8	
p-Isopropyltoluene	ND	ug/kg	8.6	4.2	1	06/15/21 15:09	06/16/21 08:43	99-87-6	
Methylene Chloride	ND	ug/kg	34.3	23.5	1	06/15/21 15:09	06/16/21 08:43	75-09-2	
4-Methyl-2-pentanone (MIBK)	ND	ug/kg	85.8	8.3	1	06/15/21 15:09	06/16/21 08:43	108-10-1	
Methyl-tert-butyl ether	ND	ug/kg	8.6	3.2	1	06/15/21 15:09	06/16/21 08:43	1634-04-4	
Naphthalene	ND	ug/kg	8.6	4.5	1	06/15/21 15:09	06/16/21 08:43	91-20-3	
n-Propylbenzene	ND	ug/kg	8.6	3.1	1	06/15/21 15:09	06/16/21 08:43	103-65-1	
Styrene	ND	ug/kg	8.6	2.3	1	06/15/21 15:09	06/16/21 08:43	100-42-5	
1,1,1,2-Tetrachloroethane	ND	ug/kg	8.6	3.3	1	06/15/21 15:09	06/16/21 08:43	630-20-6	
1,1,2,2-Tetrachloroethane	ND	ug/kg	8.6	2.3	1	06/15/21 15:09	06/16/21 08:43	79-34-5	
Tetrachloroethene	ND	ug/kg	8.6	2.7	1	06/15/21 15:09	06/16/21 08:43	127-18-4	
Toluene	**10.9**	ug/kg	8.6	2.4	1	06/15/21 15:09	06/16/21 08:43	108-88-3	
1,2,3-Trichlorobenzene	ND	ug/kg	8.6	6.9	1	06/15/21 15:09	06/16/21 08:43	87-61-6	
1,2,4-Trichlorobenzene	ND	ug/kg	8.6	7.2	1	06/15/21 15:09	06/16/21 08:43	120-82-1	
1,1,1-Trichloroethane	ND	ug/kg	8.6	4.5	1	06/15/21 15:09	06/16/21 08:43	71-55-6	
1,1,2-Trichloroethane	ND	ug/kg	8.6	2.8	1	06/15/21 15:09	06/16/21 08:43	79-00-5	
Trichloroethene	ND	ug/kg	8.6	2.2	1	06/15/21 15:09	06/16/21 08:43	79-01-6	
Trichlorofluoromethane	ND	ug/kg	8.6	4.7	1	06/15/21 15:09	06/16/21 08:43	75-69-4	
1,2,3-Trichloropropane	ND	ug/kg	8.6	4.3	1	06/15/21 15:09	06/16/21 08:43	96-18-4	
1,2,4-Trimethylbenzene	ND	ug/kg	8.6	2.3	1	06/15/21 15:09	06/16/21 08:43	95-63-6	
1,3,5-Trimethylbenzene	ND	ug/kg	8.6	2.9	1	06/15/21 15:09	06/16/21 08:43	108-67-8	
Vinyl acetate	ND	ug/kg	85.8	6.2	1	06/15/21 15:09	06/16/21 08:43	108-05-4	
Vinyl chloride	ND	ug/kg	17.2	4.4	1	06/15/21 15:09	06/16/21 08:43	75-01-4	
Xylene (Total)	ND	ug/kg	17.2	4.9	1	06/15/21 15:09	06/16/21 08:43	1330-20-7	
m&p-Xylene	ND	ug/kg	17.2	5.9	1	06/15/21 15:09	06/16/21 08:43	179601-23-1	
o-Xylene	ND	ug/kg	8.6	3.8	1	06/15/21 15:09	06/16/21 08:43	95-47-6	
Surrogates									
Toluene-d8 (S)	100	%	70-130		1	06/15/21 15:09	06/16/21 08:43	2037-26-5	
4-Bromofluorobenzene (S)	96	%	69-134		1	06/15/21 15:09	06/16/21 08:43	460-00-4	
1,2-Dichloroethane-d4 (S)	101	%	70-130		1	06/15/21 15:09	06/16/21 08:43	17060-07-0	
Percent Moisture	Analytical Method: SW-846 Pace Analytical Services - Charlotte								
Percent Moisture	**23.4**	%	0.10	0.10	1		06/14/21 15:17		N2

REPORT OF LABORATORY ANALYSIS

This report shall not be reproduced, except in full,
without the written consent of Pace Analytical Services, LLC.

Pace Analytical Services, LLC
9800 Kincey Ave. Suite 100
Huntersville, NC 28078
(704)875-9092

ANALYTICAL RESULTS

Project: CPC Huntersville/2020-L1-2448
Pace Project No.: 92544080

Sample: BB5 (16-19) **Lab ID: 92544080008** Collected: 06/11/21 14:35 Received: 06/14/21 12:30 Matrix: Solid

Results reported on a "dry weight" basis and are adjusted for percent moisture, sample size and any dilutions.

Parameters	Results	Units	Report Limit	MDL	DF	Prepared	Analyzed	CAS No.	Qual
VPH NC Soil	Analytical Method: MADEP VPH Preparation Method: MADEP VPH Pace Analytical Services - Charlotte								
Total VPH (C5-C12)	**8660**	mg/kg	43.7	43.7	10	06/15/21 12:37	06/17/21 08:39		N2
Aliphatic (C05-C08)	**5120**	mg/kg	43.7	43.7	10	06/15/21 12:37	06/17/21 08:39		N2
Aliphatic (C09-C12)	**3540**	mg/kg	43.7	43.7	10	06/15/21 12:37	06/17/21 08:39		N2
Aliphatic(C09-C12) Adjusted	**2560**	mg/kg	43.7	43.7	10	06/15/21 12:37	06/17/21 08:39		N2
Aromatic (C09-C10)	**984**	mg/kg	43.7	43.7	10	06/15/21 12:37	06/17/21 08:39		N2
Surrogates									
4-Bromofluorobenzene (FID) (S)	162	%	70-130		10	06/15/21 12:37	06/17/21 08:39	460-00-4	S2
4-Bromofluorobenzene (PID) (S)	97	%	70-130		10	06/15/21 12:37	06/17/21 08:39	460-00-4	
8260D/5035A/5030B Volatiles	Analytical Method: EPA 8260D Preparation Method: EPA 5035A/5030B Pace Analytical Services - Charlotte								
Acetone	**6460**	ug/kg	4350	1400	25	06/16/21 13:44	06/16/21 22:38	67-64-1	
Benzene	**8980**	ug/kg	217	86.5	25	06/16/21 13:44	06/16/21 22:38	71-43-2	
Bromobenzene	ND	ug/kg	217	70.8	25	06/16/21 13:44	06/16/21 22:38	108-86-1	
Bromochloromethane	ND	ug/kg	217	64.3	25	06/16/21 13:44	06/16/21 22:38	74-97-5	
Bromodichloromethane	ND	ug/kg	217	83.9	25	06/16/21 13:44	06/16/21 22:38	75-27-4	
Bromoform	ND	ug/kg	217	76.5	25	06/16/21 13:44	06/16/21 22:38	75-25-2	
Bromomethane	ND	ug/kg	435	343	25	06/16/21 13:44	06/16/21 22:38	74-83-9	IK,L1
2-Butanone (MEK)	ND	ug/kg	4350	1040	25	06/16/21 13:44	06/16/21 22:38	78-93-3	
n-Butylbenzene	ND	ug/kg	217	103	25	06/16/21 13:44	06/16/21 22:38	104-51-8	
sec-Butylbenzene	ND	ug/kg	217	95.6	25	06/16/21 13:44	06/16/21 22:38	135-98-8	
tert-Butylbenzene	ND	ug/kg	217	77.4	25	06/16/21 13:44	06/16/21 22:38	98-06-6	
Carbon tetrachloride	ND	ug/kg	217	81.3	25	06/16/21 13:44	06/16/21 22:38	56-23-5	
Chlorobenzene	**246**	ug/kg	217	41.7	25	06/16/21 13:44	06/16/21 22:38	108-90-7	
Chloroethane	ND	ug/kg	435	168	25	06/16/21 13:44	06/16/21 22:38	75-00-3	
Chloroform	ND	ug/kg	217	132	25	06/16/21 13:44	06/16/21 22:38	67-66-3	
Chloromethane	ND	ug/kg	435	183	25	06/16/21 13:44	06/16/21 22:38	74-87-3	
2-Chlorotoluene	ND	ug/kg	217	76.9	25	06/16/21 13:44	06/16/21 22:38	95-49-8	
4-Chlorotoluene	ND	ug/kg	217	38.5	25	06/16/21 13:44	06/16/21 22:38	106-43-4	
1,2-Dibromo-3-chloropropane	ND	ug/kg	217	84.3	25	06/16/21 13:44	06/16/21 22:38	96-12-8	
Dibromochloromethane	ND	ug/kg	217	122	25	06/16/21 13:44	06/16/21 22:38	124-48-1	
1,2-Dibromoethane (EDB)	ND	ug/kg	217	95.6	25	06/16/21 13:44	06/16/21 22:38	106-93-4	
Dibromomethane	ND	ug/kg	217	46.5	25	06/16/21 13:44	06/16/21 22:38	74-95-3	
1,2-Dichlorobenzene	ND	ug/kg	217	78.2	25	06/16/21 13:44	06/16/21 22:38	95-50-1	
1,3-Dichlorobenzene	ND	ug/kg	217	67.4	25	06/16/21 13:44	06/16/21 22:38	541-73-1	
1,4-Dichlorobenzene	ND	ug/kg	217	56.5	25	06/16/21 13:44	06/16/21 22:38	106-46-7	
Dichlorodifluoromethane	ND	ug/kg	435	94.3	25	06/16/21 13:44	06/16/21 22:38	75-71-8	v2
1,1-Dichloroethane	ND	ug/kg	217	89.5	25	06/16/21 13:44	06/16/21 22:38	75-34-3	
1,2-Dichloroethane	ND	ug/kg	217	144	25	06/16/21 13:44	06/16/21 22:38	107-06-2	
1,1-Dichloroethene	ND	ug/kg	217	89.5	25	06/16/21 13:44	06/16/21 22:38	75-35-4	
cis-1,2-Dichloroethene	ND	ug/kg	217	74.3	25	06/16/21 13:44	06/16/21 22:38	156-59-2	
trans-1,2-Dichloroethene	ND	ug/kg	217	76.1	25	06/16/21 13:44	06/16/21 22:38	156-60-5	
1,2-Dichloropropane	ND	ug/kg	217	65.2	25	06/16/21 13:44	06/16/21 22:38	78-87-5	
1,3-Dichloropropane	ND	ug/kg	217	67.8	25	06/16/21 13:44	06/16/21 22:38	142-28-9	

REPORT OF LABORATORY ANALYSIS

This report shall not be reproduced, except in full,
without the written consent of Pace Analytical Services, LLC.

Pace Analytical Services, LLC
9800 Kincey Ave. Suite 100
Huntersville, NC 28078
(704)875-9092

ANALYTICAL RESULTS

Project: CPC Huntersville/2020-L1-2448
Pace Project No.: 92544080

Sample: BB5 (16-19) **Lab ID: 92544080008** Collected: 06/11/21 14:35 Received: 06/14/21 12:30 Matrix: Solid

Results reported on a "dry weight" basis and are adjusted for percent moisture, sample size and any dilutions.

Parameters	Results	Units	Report Limit	MDL	DF	Prepared	Analyzed	CAS No.	Qual
8260D/5035A/5030B Volatiles	Analytical Method: EPA 8260D Preparation Method: EPA 5035A/5030B Pace Analytical Services - Charlotte								
2,2-Dichloropropane	ND	ug/kg	217	70.8	25	06/16/21 13:44	06/16/21 22:38	594-20-7	
1,1-Dichloropropene	ND	ug/kg	217	104	25	06/16/21 13:44	06/16/21 22:38	563-58-6	
cis-1,3-Dichloropropene	ND	ug/kg	217	59.1	25	06/16/21 13:44	06/16/21 22:38	10061-01-5	
trans-1,3-Dichloropropene	ND	ug/kg	217	74.7	25	06/16/21 13:44	06/16/21 22:38	10061-02-6	
Diisopropyl ether	ND	ug/kg	217	58.7	25	06/16/21 13:44	06/16/21 22:38	108-20-3	
Ethylbenzene	**66300**	ug/kg	217	101	25	06/16/21 13:44	06/16/21 22:38	100-41-4	
Hexachloro-1,3-butadiene	ND	ug/kg	435	355	25	06/16/21 13:44	06/16/21 22:38	87-68-3	
2-Hexanone	ND	ug/kg	2170	209	25	06/16/21 13:44	06/16/21 22:38	591-78-6	
Isopropylbenzene (Cumene)	ND	ug/kg	217	73.9	25	06/16/21 13:44	06/16/21 22:38	98-82-8	
p-Isopropyltoluene	**7230**	ug/kg	217	107	25	06/16/21 13:44	06/16/21 22:38	99-87-6	
Methylene Chloride	ND	ug/kg	869	595	25	06/16/21 13:44	06/16/21 22:38	75-09-2	
4-Methyl-2-pentanone (MIBK)	ND	ug/kg	2170	209	25	06/16/21 13:44	06/16/21 22:38	108-10-1	
Methyl-tert-butyl ether	ND	ug/kg	217	81.3	25	06/16/21 13:44	06/16/21 22:38	1634-04-4	
Naphthalene	**21400**	ug/kg	217	114	25	06/16/21 13:44	06/16/21 22:38	91-20-3	
n-Propylbenzene	ND	ug/kg	217	77.4	25	06/16/21 13:44	06/16/21 22:38	103-65-1	
Styrene	ND	ug/kg	217	57.4	25	06/16/21 13:44	06/16/21 22:38	100-42-5	
1,1,1,2-Tetrachloroethane	ND	ug/kg	217	83.4	25	06/16/21 13:44	06/16/21 22:38	630-20-6	
1,1,2,2-Tetrachloroethane	ND	ug/kg	217	57.4	25	06/16/21 13:44	06/16/21 22:38	79-34-5	
Tetrachloroethene	ND	ug/kg	217	68.7	25	06/16/21 13:44	06/16/21 22:38	127-18-4	
Toluene	**164000**	ug/kg	217	61.7	25	06/16/21 13:44	06/16/21 22:38	108-88-3	
1,2,3-Trichlorobenzene	ND	ug/kg	217	176	25	06/16/21 13:44	06/16/21 22:38	87-61-6	
1,2,4-Trichlorobenzene	ND	ug/kg	217	183	25	06/16/21 13:44	06/16/21 22:38	120-82-1	
1,1,1-Trichloroethane	ND	ug/kg	217	113	25	06/16/21 13:44	06/16/21 22:38	71-55-6	
1,1,2-Trichloroethane	ND	ug/kg	217	72.1	25	06/16/21 13:44	06/16/21 22:38	79-00-5	
Trichloroethene	ND	ug/kg	217	56.1	25	06/16/21 13:44	06/16/21 22:38	79-01-6	
Trichlorofluoromethane	ND	ug/kg	217	120	25	06/16/21 13:44	06/16/21 22:38	75-69-4	
1,2,3-Trichloropropane	ND	ug/kg	217	110	25	06/16/21 13:44	06/16/21 22:38	96-18-4	
1,2,4-Trimethylbenzene	**159000**	ug/kg	217	59.5	25	06/16/21 13:44	06/16/21 22:38	95-63-6	
1,3,5-Trimethylbenzene	**46700**	ug/kg	217	73.0	25	06/16/21 13:44	06/16/21 22:38	108-67-8	
Vinyl acetate	ND	ug/kg	2170	158	25	06/16/21 13:44	06/16/21 22:38	108-05-4	
Vinyl chloride	ND	ug/kg	435	110	25	06/16/21 13:44	06/16/21 22:38	75-01-4	
Xylene (Total)	**342000**	ug/kg	435	124	25	06/16/21 13:44	06/16/21 22:38	1330-20-7	
m&p-Xylene	**242000**	ug/kg	435	149	25	06/16/21 13:44	06/16/21 22:38	179601-23-1	
o-Xylene	**100000**	ug/kg	217	96.0	25	06/16/21 13:44	06/16/21 22:38	95-47-6	
Surrogates									
Toluene-d8 (S)	99	%	70-130		25	06/16/21 13:44	06/16/21 22:38	2037-26-5	
4-Bromofluorobenzene (S)	103	%	69-134		25	06/16/21 13:44	06/16/21 22:38	460-00-4	
1,2-Dichloroethane-d4 (S)	112	%	70-130		25	06/16/21 13:44	06/16/21 22:38	17060-07-0	
Percent Moisture	Analytical Method: SW-846 Pace Analytical Services - Charlotte								
Percent Moisture	**18.3**	%	0.10	0.10	1		06/14/21 15:17		N2

REPORT OF LABORATORY ANALYSIS

This report shall not be reproduced, except in full,
without the written consent of Pace Analytical Services, LLC.

Pace Analytical Services, LLC
9800 Kincey Ave. Suite 100
Huntersville, NC 28078
(704)875-9092

ANALYTICAL RESULTS

Project: CPC Huntersville/2020-L1-2448
Pace Project No.: 92544080

Sample: BB6 (0-2) **Lab ID: 92544080009** Collected: 06/11/21 15:45 Received: 06/14/21 12:30 Matrix: Solid

Results reported on a "dry weight" basis and are adjusted for percent moisture, sample size and any dilutions.

Parameters	Results	Units	Report Limit	MDL	DF	Prepared	Analyzed	CAS No.	Qual
VPH NC Soil	Analytical Method: MADEP VPH Preparation Method: MADEP VPH Pace Analytical Services - Charlotte								
Total VPH (C5-C12)	**8.6**	mg/kg	3.5	3.5	1	06/15/21 12:37	06/17/21 04:51		N2
Aliphatic (C05-C08)	**4.0**	mg/kg	3.5	3.5	1	06/15/21 12:37	06/17/21 04:51		N2
Aliphatic (C09-C12)	**4.6**	mg/kg	3.5	3.5	1	06/15/21 12:37	06/17/21 04:51		N2
Aliphatic(C09-C12) Adjusted	**3.9**	mg/kg	3.5	3.5	1	06/15/21 12:37	06/17/21 04:51		N2
Aromatic (C09-C10)	ND	mg/kg	3.5	3.5	1	06/15/21 12:37	06/17/21 04:51		N2
Surrogates									
4-Bromofluorobenzene (FID) (S)	111	%	70-130		1	06/15/21 12:37	06/17/21 04:51	460-00-4	
4-Bromofluorobenzene (PID) (S)	110	%	70-130		1	06/15/21 12:37	06/17/21 04:51	460-00-4	
8260D/5035A/5030B Volatiles	Analytical Method: EPA 8260D Preparation Method: EPA 5035A/5030B Pace Analytical Services - Charlotte								
Acetone	ND	ug/kg	135	43.2	1	06/15/21 15:09	06/16/21 09:00	67-64-1	
Benzene	ND	ug/kg	6.7	2.7	1	06/15/21 15:09	06/16/21 09:00	71-43-2	
Bromobenzene	ND	ug/kg	6.7	2.2	1	06/15/21 15:09	06/16/21 09:00	108-86-1	
Bromochloromethane	ND	ug/kg	6.7	2.0	1	06/15/21 15:09	06/16/21 09:00	74-97-5	
Bromodichloromethane	ND	ug/kg	6.7	2.6	1	06/15/21 15:09	06/16/21 09:00	75-27-4	
Bromoform	ND	ug/kg	6.7	2.4	1	06/15/21 15:09	06/16/21 09:00	75-25-2	
Bromomethane	ND	ug/kg	13.5	10.6	1	06/15/21 15:09	06/16/21 09:00	74-83-9	IK,L1,v1
2-Butanone (MEK)	ND	ug/kg	135	32.3	1	06/15/21 15:09	06/16/21 09:00	78-93-3	
n-Butylbenzene	ND	ug/kg	6.7	3.2	1	06/15/21 15:09	06/16/21 09:00	104-51-8	
sec-Butylbenzene	ND	ug/kg	6.7	3.0	1	06/15/21 15:09	06/16/21 09:00	135-98-8	
tert-Butylbenzene	ND	ug/kg	6.7	2.4	1	06/15/21 15:09	06/16/21 09:00	98-06-6	v2
Carbon tetrachloride	ND	ug/kg	6.7	2.5	1	06/15/21 15:09	06/16/21 09:00	56-23-5	
Chlorobenzene	ND	ug/kg	6.7	1.3	1	06/15/21 15:09	06/16/21 09:00	108-90-7	
Chloroethane	ND	ug/kg	13.5	5.2	1	06/15/21 15:09	06/16/21 09:00	75-00-3	
Chloroform	ND	ug/kg	6.7	4.1	1	06/15/21 15:09	06/16/21 09:00	67-66-3	
Chloromethane	ND	ug/kg	13.5	5.7	1	06/15/21 15:09	06/16/21 09:00	74-87-3	
2-Chlorotoluene	ND	ug/kg	6.7	2.4	1	06/15/21 15:09	06/16/21 09:00	95-49-8	
4-Chlorotoluene	ND	ug/kg	6.7	1.2	1	06/15/21 15:09	06/16/21 09:00	106-43-4	
1,2-Dibromo-3-chloropropane	ND	ug/kg	6.7	2.6	1	06/15/21 15:09	06/16/21 09:00	96-12-8	
Dibromochloromethane	ND	ug/kg	6.7	3.8	1	06/15/21 15:09	06/16/21 09:00	124-48-1	
1,2-Dibromoethane (EDB)	ND	ug/kg	6.7	3.0	1	06/15/21 15:09	06/16/21 09:00	106-93-4	
Dibromomethane	ND	ug/kg	6.7	1.4	1	06/15/21 15:09	06/16/21 09:00	74-95-3	
1,2-Dichlorobenzene	ND	ug/kg	6.7	2.4	1	06/15/21 15:09	06/16/21 09:00	95-50-1	
1,3-Dichlorobenzene	ND	ug/kg	6.7	2.1	1	06/15/21 15:09	06/16/21 09:00	541-73-1	
1,4-Dichlorobenzene	ND	ug/kg	6.7	1.8	1	06/15/21 15:09	06/16/21 09:00	106-46-7	
Dichlorodifluoromethane	ND	ug/kg	13.5	2.9	1	06/15/21 15:09	06/16/21 09:00	75-71-8	
1,1-Dichloroethane	ND	ug/kg	6.7	2.8	1	06/15/21 15:09	06/16/21 09:00	75-34-3	
1,2-Dichloroethane	ND	ug/kg	6.7	4.5	1	06/15/21 15:09	06/16/21 09:00	107-06-2	
1,1-Dichloroethene	ND	ug/kg	6.7	2.8	1	06/15/21 15:09	06/16/21 09:00	75-35-4	
cis-1,2-Dichloroethene	ND	ug/kg	6.7	2.3	1	06/15/21 15:09	06/16/21 09:00	156-59-2	
trans-1,2-Dichloroethene	ND	ug/kg	6.7	2.4	1	06/15/21 15:09	06/16/21 09:00	156-60-5	
1,2-Dichloropropane	ND	ug/kg	6.7	2.0	1	06/15/21 15:09	06/16/21 09:00	78-87-5	
1,3-Dichloropropane	ND	ug/kg	6.7	2.1	1	06/15/21 15:09	06/16/21 09:00	142-28-9	

REPORT OF LABORATORY ANALYSIS

This report shall not be reproduced, except in full,
without the written consent of Pace Analytical Services, LLC.

Pace Analytical Services, LLC
9800 Kincey Ave. Suite 100
Huntersville, NC 28078
(704)875-9092

ANALYTICAL RESULTS

Project: CPC Huntersville/2020-L1-2448
Pace Project No.: 92544080

Sample: BB6 (0-2) **Lab ID: 92544080009** Collected: 06/11/21 15:45 Received: 06/14/21 12:30 Matrix: Solid

Results reported on a "dry weight" basis and are adjusted for percent moisture, sample size and any dilutions.

Parameters	Results	Units	Report Limit	MDL	DF	Prepared	Analyzed	CAS No.	Qual
8260D/5035A/5030B Volatiles	Analytical Method: EPA 8260D Preparation Method: EPA 5035A/5030B Pace Analytical Services - Charlotte								
2,2-Dichloropropane	ND	ug/kg	6.7	2.2	1	06/15/21 15:09	06/16/21 09:00	594-20-7	
1,1-Dichloropropene	ND	ug/kg	6.7	3.2	1	06/15/21 15:09	06/16/21 09:00	563-58-6	
cis-1,3-Dichloropropene	ND	ug/kg	6.7	1.8	1	06/15/21 15:09	06/16/21 09:00	10061-01-5	
trans-1,3-Dichloropropene	ND	ug/kg	6.7	2.3	1	06/15/21 15:09	06/16/21 09:00	10061-02-6	
Diisopropyl ether	ND	ug/kg	6.7	1.8	1	06/15/21 15:09	06/16/21 09:00	108-20-3	
Ethylbenzene	ND	ug/kg	6.7	3.1	1	06/15/21 15:09	06/16/21 09:00	100-41-4	
Hexachloro-1,3-butadiene	ND	ug/kg	13.5	11.0	1	06/15/21 15:09	06/16/21 09:00	87-68-3	
2-Hexanone	ND	ug/kg	67.3	6.5	1	06/15/21 15:09	06/16/21 09:00	591-78-6	
Isopropylbenzene (Cumene)	ND	ug/kg	6.7	2.3	1	06/15/21 15:09	06/16/21 09:00	98-82-8	
p-Isopropyltoluene	ND	ug/kg	6.7	3.3	1	06/15/21 15:09	06/16/21 09:00	99-87-6	
Methylene Chloride	ND	ug/kg	26.9	18.5	1	06/15/21 15:09	06/16/21 09:00	75-09-2	
4-Methyl-2-pentanone (MIBK)	ND	ug/kg	67.3	6.5	1	06/15/21 15:09	06/16/21 09:00	108-10-1	
Methyl-tert-butyl ether	ND	ug/kg	6.7	2.5	1	06/15/21 15:09	06/16/21 09:00	1634-04-4	
Naphthalene	ND	ug/kg	6.7	3.5	1	06/15/21 15:09	06/16/21 09:00	91-20-3	
n-Propylbenzene	ND	ug/kg	6.7	2.4	1	06/15/21 15:09	06/16/21 09:00	103-65-1	
Styrene	ND	ug/kg	6.7	1.8	1	06/15/21 15:09	06/16/21 09:00	100-42-5	
1,1,1,2-Tetrachloroethane	ND	ug/kg	6.7	2.6	1	06/15/21 15:09	06/16/21 09:00	630-20-6	
1,1,2,2-Tetrachloroethane	ND	ug/kg	6.7	1.8	1	06/15/21 15:09	06/16/21 09:00	79-34-5	
Tetrachloroethene	ND	ug/kg	6.7	2.1	1	06/15/21 15:09	06/16/21 09:00	127-18-4	
Toluene	**10.9**	ug/kg	6.7	1.9	1	06/15/21 15:09	06/16/21 09:00	108-88-3	
1,2,3-Trichlorobenzene	ND	ug/kg	6.7	5.4	1	06/15/21 15:09	06/16/21 09:00	87-61-6	
1,2,4-Trichlorobenzene	ND	ug/kg	6.7	5.7	1	06/15/21 15:09	06/16/21 09:00	120-82-1	
1,1,1-Trichloroethane	ND	ug/kg	6.7	3.5	1	06/15/21 15:09	06/16/21 09:00	71-55-6	
1,1,2-Trichloroethane	ND	ug/kg	6.7	2.2	1	06/15/21 15:09	06/16/21 09:00	79-00-5	
Trichloroethene	ND	ug/kg	6.7	1.7	1	06/15/21 15:09	06/16/21 09:00	79-01-6	
Trichlorofluoromethane	ND	ug/kg	6.7	3.7	1	06/15/21 15:09	06/16/21 09:00	75-69-4	
1,2,3-Trichloropropane	ND	ug/kg	6.7	3.4	1	06/15/21 15:09	06/16/21 09:00	96-18-4	
1,2,4-Trimethylbenzene	ND	ug/kg	6.7	1.8	1	06/15/21 15:09	06/16/21 09:00	95-63-6	
1,3,5-Trimethylbenzene	ND	ug/kg	6.7	2.3	1	06/15/21 15:09	06/16/21 09:00	108-67-8	
Vinyl acetate	ND	ug/kg	67.3	4.9	1	06/15/21 15:09	06/16/21 09:00	108-05-4	
Vinyl chloride	ND	ug/kg	13.5	3.4	1	06/15/21 15:09	06/16/21 09:00	75-01-4	
Xylene (Total)	ND	ug/kg	13.5	3.8	1	06/15/21 15:09	06/16/21 09:00	1330-20-7	
m&p-Xylene	ND	ug/kg	13.5	4.6	1	06/15/21 15:09	06/16/21 09:00	179601-23-1	
o-Xylene	ND	ug/kg	6.7	3.0	1	06/15/21 15:09	06/16/21 09:00	95-47-6	
Surrogates									
Toluene-d8 (S)	102	%	70-130		1	06/15/21 15:09	06/16/21 09:00	2037-26-5	
4-Bromofluorobenzene (S)	99	%	69-134		1	06/15/21 15:09	06/16/21 09:00	460-00-4	
1,2-Dichloroethane-d4 (S)	105	%	70-130		1	06/15/21 15:09	06/16/21 09:00	17060-07-0	
Percent Moisture	Analytical Method: SW-846 Pace Analytical Services - Charlotte								
Percent Moisture	**21.9**	%	0.10	0.10	1		06/14/21 15:18		N2

REPORT OF LABORATORY ANALYSIS

This report shall not be reproduced, except in full,
without the written consent of Pace Analytical Services, LLC.

Pace Analytical Services, LLC
9800 Kincey Ave. Suite 100
Huntersville, NC 28078
(704)875-9092

ANALYTICAL RESULTS

Project: CPC Huntersville/2020-L1-2448
Pace Project No.: 92544080

Sample: BB6 (14-16) **Lab ID: 92544080010** Collected: 06/11/21 15:50 Received: 06/14/21 12:30 Matrix: Solid

Results reported on a "dry weight" basis and are adjusted for percent moisture, sample size and any dilutions.

Parameters	Results	Units	Report Limit	MDL	DF	Prepared	Analyzed	CAS No.	Qual
VPH NC Soil	Analytical Method: MADEP VPH Preparation Method: MADEP VPH Pace Analytical Services - Charlotte								
Total VPH (C5-C12)	**304**	mg/kg	3.9	3.9	1	06/15/21 12:37	06/17/21 07:13		N2
Aliphatic (C05-C08)	**164**	mg/kg	3.9	3.9	1	06/15/21 12:37	06/17/21 07:13		N2
Aliphatic (C09-C12)	**139**	mg/kg	3.9	3.9	1	06/15/21 12:37	06/17/21 07:13		N2
Aliphatic(C09-C12) Adjusted	**85.4**	mg/kg	3.9	3.9	1	06/15/21 12:37	06/17/21 07:13		N2
Aromatic (C09-C10)	**53.8**	mg/kg	3.9	3.9	1	06/15/21 12:37	06/17/21 07:13		N2
Surrogates									
4-Bromofluorobenzene (FID) (S)	139	%	70-130		1	06/15/21 12:37	06/17/21 07:13	460-00-4	S2
4-Bromofluorobenzene (PID) (S)	110	%	70-130		1	06/15/21 12:37	06/17/21 07:13	460-00-4	
8260D/5035A/5030B Volatiles	Analytical Method: EPA 8260D Preparation Method: EPA 5035A/5030B Pace Analytical Services - Charlotte								
Acetone	ND	ug/kg	153	49.2	1	06/15/21 15:09	06/16/21 09:18	67-64-1	
Benzene	**45.1**	ug/kg	7.7	3.0	1	06/15/21 15:09	06/16/21 09:18	71-43-2	
Bromobenzene	ND	ug/kg	7.7	2.5	1	06/15/21 15:09	06/16/21 09:18	108-86-1	
Bromochloromethane	ND	ug/kg	7.7	2.3	1	06/15/21 15:09	06/16/21 09:18	74-97-5	
Bromodichloromethane	ND	ug/kg	7.7	3.0	1	06/15/21 15:09	06/16/21 09:18	75-27-4	
Bromoform	ND	ug/kg	7.7	2.7	1	06/15/21 15:09	06/16/21 09:18	75-25-2	
Bromomethane	ND	ug/kg	15.3	12.1	1	06/15/21 15:09	06/16/21 09:18	74-83-9	IK,L1,v1
2-Butanone (MEK)	ND	ug/kg	153	36.8	1	06/15/21 15:09	06/16/21 09:18	78-93-3	
n-Butylbenzene	ND	ug/kg	7.7	3.6	1	06/15/21 15:09	06/16/21 09:18	104-51-8	
sec-Butylbenzene	ND	ug/kg	7.7	3.4	1	06/15/21 15:09	06/16/21 09:18	135-98-8	
tert-Butylbenzene	ND	ug/kg	7.7	2.7	1	06/15/21 15:09	06/16/21 09:18	98-06-6	v2
Carbon tetrachloride	ND	ug/kg	7.7	2.9	1	06/15/21 15:09	06/16/21 09:18	56-23-5	
Chlorobenzene	ND	ug/kg	7.7	1.5	1	06/15/21 15:09	06/16/21 09:18	108-90-7	
Chloroethane	ND	ug/kg	15.3	5.9	1	06/15/21 15:09	06/16/21 09:18	75-00-3	
Chloroform	ND	ug/kg	7.7	4.7	1	06/15/21 15:09	06/16/21 09:18	67-66-3	
Chloromethane	ND	ug/kg	15.3	6.4	1	06/15/21 15:09	06/16/21 09:18	74-87-3	
2-Chlorotoluene	ND	ug/kg	7.7	2.7	1	06/15/21 15:09	06/16/21 09:18	95-49-8	
4-Chlorotoluene	ND	ug/kg	7.7	1.4	1	06/15/21 15:09	06/16/21 09:18	106-43-4	
1,2-Dibromo-3-chloropropane	ND	ug/kg	7.7	3.0	1	06/15/21 15:09	06/16/21 09:18	96-12-8	
Dibromochloromethane	ND	ug/kg	7.7	4.3	1	06/15/21 15:09	06/16/21 09:18	124-48-1	
1,2-Dibromoethane (EDB)	ND	ug/kg	7.7	3.4	1	06/15/21 15:09	06/16/21 09:18	106-93-4	
Dibromomethane	ND	ug/kg	7.7	1.6	1	06/15/21 15:09	06/16/21 09:18	74-95-3	
1,2-Dichlorobenzene	ND	ug/kg	7.7	2.8	1	06/15/21 15:09	06/16/21 09:18	95-50-1	
1,3-Dichlorobenzene	ND	ug/kg	7.7	2.4	1	06/15/21 15:09	06/16/21 09:18	541-73-1	
1,4-Dichlorobenzene	ND	ug/kg	7.7	2.0	1	06/15/21 15:09	06/16/21 09:18	106-46-7	
Dichlorodifluoromethane	ND	ug/kg	15.3	3.3	1	06/15/21 15:09	06/16/21 09:18	75-71-8	
1,1-Dichloroethane	ND	ug/kg	7.7	3.2	1	06/15/21 15:09	06/16/21 09:18	75-34-3	
1,2-Dichloroethane	ND	ug/kg	7.7	5.1	1	06/15/21 15:09	06/16/21 09:18	107-06-2	
1,1-Dichloroethene	ND	ug/kg	7.7	3.2	1	06/15/21 15:09	06/16/21 09:18	75-35-4	
cis-1,2-Dichloroethene	ND	ug/kg	7.7	2.6	1	06/15/21 15:09	06/16/21 09:18	156-59-2	
trans-1,2-Dichloroethene	ND	ug/kg	7.7	2.7	1	06/15/21 15:09	06/16/21 09:18	156-60-5	
1,2-Dichloropropane	ND	ug/kg	7.7	2.3	1	06/15/21 15:09	06/16/21 09:18	78-87-5	
1,3-Dichloropropane	ND	ug/kg	7.7	2.4	1	06/15/21 15:09	06/16/21 09:18	142-28-9	

REPORT OF LABORATORY ANALYSIS

This report shall not be reproduced, except in full,
without the written consent of Pace Analytical Services, LLC.

Pace Analytical Services, LLC
9800 Kincey Ave. Suite 100
Huntersville, NC 28078
(704)875-9092

ANALYTICAL RESULTS

Project: CPC Huntersville/2020-L1-2448
Pace Project No.: 92544080

Sample: BB6 (14-16) **Lab ID: 92544080010** Collected: 06/11/21 15:50 Received: 06/14/21 12:30 Matrix: Solid

Results reported on a "dry weight" basis and are adjusted for percent moisture, sample size and any dilutions.

Parameters	Results	Units	Report Limit	MDL	DF	Prepared	Analyzed	CAS No.	Qual
8260D/5035A/5030B Volatiles	Analytical Method: EPA 8260D Preparation Method: EPA 5035A/5030B Pace Analytical Services - Charlotte								
2,2-Dichloropropane	ND	ug/kg	7.7	2.5	1	06/15/21 15:09	06/16/21 09:18	594-20-7	
1,1-Dichloropropene	ND	ug/kg	7.7	3.7	1	06/15/21 15:09	06/16/21 09:18	563-58-6	
cis-1,3-Dichloropropene	ND	ug/kg	7.7	2.1	1	06/15/21 15:09	06/16/21 09:18	10061-01-5	
trans-1,3-Dichloropropene	ND	ug/kg	7.7	2.6	1	06/15/21 15:09	06/16/21 09:18	10061-02-6	
Diisopropyl ether	ND	ug/kg	7.7	2.1	1	06/15/21 15:09	06/16/21 09:18	108-20-3	
Ethylbenzene	**436**	ug/kg	7.7	3.6	1	06/15/21 15:09	06/16/21 09:18	100-41-4	
Hexachloro-1,3-butadiene	ND	ug/kg	15.3	12.5	1	06/15/21 15:09	06/16/21 09:18	87-68-3	
2-Hexanone	ND	ug/kg	76.6	7.4	1	06/15/21 15:09	06/16/21 09:18	591-78-6	
Isopropylbenzene (Cumene)	**119**	ug/kg	7.7	2.6	1	06/15/21 15:09	06/16/21 09:18	98-82-8	
p-Isopropyltoluene	ND	ug/kg	7.7	3.8	1	06/15/21 15:09	06/16/21 09:18	99-87-6	
Methylene Chloride	ND	ug/kg	30.6	21.0	1	06/15/21 15:09	06/16/21 09:18	75-09-2	
4-Methyl-2-pentanone (MIBK)	ND	ug/kg	76.6	7.4	1	06/15/21 15:09	06/16/21 09:18	108-10-1	
Methyl-tert-butyl ether	ND	ug/kg	7.7	2.9	1	06/15/21 15:09	06/16/21 09:18	1634-04-4	
Naphthalene	**562**	ug/kg	7.7	4.0	1	06/15/21 15:09	06/16/21 09:18	91-20-3	
n-Propylbenzene	ND	ug/kg	7.7	2.7	1	06/15/21 15:09	06/16/21 09:18	103-65-1	
Styrene	ND	ug/kg	7.7	2.0	1	06/15/21 15:09	06/16/21 09:18	100-42-5	
1,1,1,2-Tetrachloroethane	ND	ug/kg	7.7	2.9	1	06/15/21 15:09	06/16/21 09:18	630-20-6	
1,1,2,2-Tetrachloroethane	ND	ug/kg	7.7	2.0	1	06/15/21 15:09	06/16/21 09:18	79-34-5	
Tetrachloroethene	ND	ug/kg	7.7	2.4	1	06/15/21 15:09	06/16/21 09:18	127-18-4	
Toluene	**637**	ug/kg	7.7	2.2	1	06/15/21 15:09	06/16/21 09:18	108-88-3	
1,2,3-Trichlorobenzene	ND	ug/kg	7.7	6.2	1	06/15/21 15:09	06/16/21 09:18	87-61-6	
1,2,4-Trichlorobenzene	ND	ug/kg	7.7	6.4	1	06/15/21 15:09	06/16/21 09:18	120-82-1	
1,1,1-Trichloroethane	ND	ug/kg	7.7	4.0	1	06/15/21 15:09	06/16/21 09:18	71-55-6	
1,1,2-Trichloroethane	ND	ug/kg	7.7	2.5	1	06/15/21 15:09	06/16/21 09:18	79-00-5	
Trichloroethene	ND	ug/kg	7.7	2.0	1	06/15/21 15:09	06/16/21 09:18	79-01-6	
Trichlorofluoromethane	ND	ug/kg	7.7	4.2	1	06/15/21 15:09	06/16/21 09:18	75-69-4	
1,2,3-Trichloropropane	ND	ug/kg	7.7	3.9	1	06/15/21 15:09	06/16/21 09:18	96-18-4	
1,2,4-Trimethylbenzene	**4060**	ug/kg	7.7	2.1	1	06/15/21 15:09	06/16/21 09:18	95-63-6	
1,3,5-Trimethylbenzene	**1090**	ug/kg	7.7	2.6	1	06/15/21 15:09	06/16/21 09:18	108-67-8	
Vinyl acetate	ND	ug/kg	76.6	5.6	1	06/15/21 15:09	06/16/21 09:18	108-05-4	
Vinyl chloride	ND	ug/kg	15.3	3.9	1	06/15/21 15:09	06/16/21 09:18	75-01-4	
Xylene (Total)	**3210**	ug/kg	15.3	4.4	1	06/15/21 15:09	06/16/21 09:18	1330-20-7	
m&p-Xylene	**2240**	ug/kg	15.3	5.2	1	06/15/21 15:09	06/16/21 09:18	179601-23-1	
o-Xylene	**971**	ug/kg	7.7	3.4	1	06/15/21 15:09	06/16/21 09:18	95-47-6	
Surrogates									
Toluene-d8 (S)	101	%	70-130		1	06/15/21 15:09	06/16/21 09:18	2037-26-5	
4-Bromofluorobenzene (S)	99	%	69-134		1	06/15/21 15:09	06/16/21 09:18	460-00-4	
1,2-Dichloroethane-d4 (S)	101	%	70-130		1	06/15/21 15:09	06/16/21 09:18	17060-07-0	
Percent Moisture	Analytical Method: SW-846 Pace Analytical Services - Charlotte								
Percent Moisture	**17.2**	%	0.10	0.10	1		06/14/21 15:18		N2

REPORT OF LABORATORY ANALYSIS

This report shall not be reproduced, except in full,
without the written consent of Pace Analytical Services, LLC.

Pace Analytical Services, LLC
9800 Kincey Ave. Suite 100
Huntersville, NC 28078
(704)875-9092

ANALYTICAL RESULTS

Project: CPC Huntersville/2020-L1-2448
Pace Project No.: 92544080

Sample: BB7 (0-2') **Lab ID: 92544080011** Collected: 06/12/21 08:50 Received: 06/14/21 12:30 Matrix: Solid

Results reported on a "dry weight" basis and are adjusted for percent moisture, sample size and any dilutions.

Parameters	Results	Units	Report Limit	MDL	DF	Prepared	Analyzed	CAS No.	Qual
VPH NC Soil	Analytical Method: MADEP VPH Preparation Method: MADEP VPH Pace Analytical Services - Charlotte								
Total VPH (C5-C12)	**5.4**	mg/kg	3.6	3.6	1	06/15/21 12:37	06/17/21 05:20		N2
Aliphatic (C05-C08)	ND	mg/kg	3.6	3.6	1	06/15/21 12:37	06/17/21 05:20		N2
Aliphatic (C09-C12)	ND	mg/kg	3.6	3.6	1	06/15/21 12:37	06/17/21 05:20		N2
Aliphatic(C09-C12) Adjusted	ND	mg/kg	3.6	3.6	1	06/15/21 12:37	06/17/21 05:20		N2
Aromatic (C09-C10)	ND	mg/kg	3.6	3.6	1	06/15/21 12:37	06/17/21 05:20		N2
Surrogates									
4-Bromofluorobenzene (FID) (S)	113	%	70-130		1	06/15/21 12:37	06/17/21 05:20	460-00-4	
4-Bromofluorobenzene (PID) (S)	109	%	70-130		1	06/15/21 12:37	06/17/21 05:20	460-00-4	
8260D/5035A/5030B Volatiles	Analytical Method: EPA 8260D Preparation Method: EPA 5035A/5030B Pace Analytical Services - Charlotte								
Acetone	ND	ug/kg	147	47.3	1	06/16/21 13:44	06/16/21 18:25	67-64-1	
Benzene	**8.8**	ug/kg	7.4	2.9	1	06/16/21 13:44	06/16/21 18:25	71-43-2	
Bromobenzene	ND	ug/kg	7.4	2.4	1	06/16/21 13:44	06/16/21 18:25	108-86-1	
Bromochloromethane	ND	ug/kg	7.4	2.2	1	06/16/21 13:44	06/16/21 18:25	74-97-5	
Bromodichloromethane	ND	ug/kg	7.4	2.8	1	06/16/21 13:44	06/16/21 18:25	75-27-4	
Bromoform	ND	ug/kg	7.4	2.6	1	06/16/21 13:44	06/16/21 18:25	75-25-2	
Bromomethane	ND	ug/kg	14.7	11.6	1	06/16/21 13:44	06/16/21 18:25	74-83-9	IK,L1
2-Butanone (MEK)	ND	ug/kg	147	35.4	1	06/16/21 13:44	06/16/21 18:25	78-93-3	
n-Butylbenzene	ND	ug/kg	7.4	3.5	1	06/16/21 13:44	06/16/21 18:25	104-51-8	
sec-Butylbenzene	ND	ug/kg	7.4	3.2	1	06/16/21 13:44	06/16/21 18:25	135-98-8	
tert-Butylbenzene	ND	ug/kg	7.4	2.6	1	06/16/21 13:44	06/16/21 18:25	98-06-6	
Carbon tetrachloride	ND	ug/kg	7.4	2.8	1	06/16/21 13:44	06/16/21 18:25	56-23-5	
Chlorobenzene	ND	ug/kg	7.4	1.4	1	06/16/21 13:44	06/16/21 18:25	108-90-7	
Chloroethane	ND	ug/kg	14.7	5.7	1	06/16/21 13:44	06/16/21 18:25	75-00-3	
Chloroform	ND	ug/kg	7.4	4.5	1	06/16/21 13:44	06/16/21 18:25	67-66-3	
Chloromethane	ND	ug/kg	14.7	6.2	1	06/16/21 13:44	06/16/21 18:25	74-87-3	
2-Chlorotoluene	ND	ug/kg	7.4	2.6	1	06/16/21 13:44	06/16/21 18:25	95-49-8	
4-Chlorotoluene	ND	ug/kg	7.4	1.3	1	06/16/21 13:44	06/16/21 18:25	106-43-4	
1,2-Dibromo-3-chloropropane	ND	ug/kg	7.4	2.9	1	06/16/21 13:44	06/16/21 18:25	96-12-8	
Dibromochloromethane	ND	ug/kg	7.4	4.1	1	06/16/21 13:44	06/16/21 18:25	124-48-1	
1,2-Dibromoethane (EDB)	ND	ug/kg	7.4	3.2	1	06/16/21 13:44	06/16/21 18:25	106-93-4	
Dibromomethane	ND	ug/kg	7.4	1.6	1	06/16/21 13:44	06/16/21 18:25	74-95-3	
1,2-Dichlorobenzene	ND	ug/kg	7.4	2.7	1	06/16/21 13:44	06/16/21 18:25	95-50-1	
1,3-Dichlorobenzene	ND	ug/kg	7.4	2.3	1	06/16/21 13:44	06/16/21 18:25	541-73-1	
1,4-Dichlorobenzene	ND	ug/kg	7.4	1.9	1	06/16/21 13:44	06/16/21 18:25	106-46-7	
Dichlorodifluoromethane	ND	ug/kg	14.7	3.2	1	06/16/21 13:44	06/16/21 18:25	75-71-8	v2
1,1-Dichloroethane	ND	ug/kg	7.4	3.0	1	06/16/21 13:44	06/16/21 18:25	75-34-3	
1,2-Dichloroethane	ND	ug/kg	7.4	4.9	1	06/16/21 13:44	06/16/21 18:25	107-06-2	
1,1-Dichloroethene	ND	ug/kg	7.4	3.0	1	06/16/21 13:44	06/16/21 18:25	75-35-4	
cis-1,2-Dichloroethene	ND	ug/kg	7.4	2.5	1	06/16/21 13:44	06/16/21 18:25	156-59-2	
trans-1,2-Dichloroethene	ND	ug/kg	7.4	2.6	1	06/16/21 13:44	06/16/21 18:25	156-60-5	
1,2-Dichloropropane	ND	ug/kg	7.4	2.2	1	06/16/21 13:44	06/16/21 18:25	78-87-5	
1,3-Dichloropropane	ND	ug/kg	7.4	2.3	1	06/16/21 13:44	06/16/21 18:25	142-28-9	

This report shall not be reproduced, except in full,
without the written consent of Pace Analytical Services, LLC.

Pace Analytical Services, LLC
9800 Kincey Ave. Suite 100
Huntersville, NC 28078
(704)875-9092

ANALYTICAL RESULTS

Project: CPC Huntersville/2020-L1-2448
Pace Project No.: 92544080

Sample: BB7 (0-2') **Lab ID: 92544080011** Collected: 06/12/21 08:50 Received: 06/14/21 12:30 Matrix: Solid

Results reported on a "dry weight" basis and are adjusted for percent moisture, sample size and any dilutions.

Parameters	Results	Units	Report Limit	MDL	DF	Prepared	Analyzed	CAS No.	Qual
8260D/5035A/5030B Volatiles	Analytical Method: EPA 8260D Preparation Method: EPA 5035A/5030B Pace Analytical Services - Charlotte								
2,2-Dichloropropane	ND	ug/kg	7.4	2.4	1	06/16/21 13:44	06/16/21 18:25	594-20-7	
1,1-Dichloropropene	ND	ug/kg	7.4	3.5	1	06/16/21 13:44	06/16/21 18:25	563-58-6	
cis-1,3-Dichloropropene	ND	ug/kg	7.4	2.0	1	06/16/21 13:44	06/16/21 18:25	10061-01-5	
trans-1,3-Dichloropropene	ND	ug/kg	7.4	2.5	1	06/16/21 13:44	06/16/21 18:25	10061-02-6	
Diisopropyl ether	ND	ug/kg	7.4	2.0	1	06/16/21 13:44	06/16/21 18:25	108-20-3	
Ethylbenzene	**14.0**	ug/kg	7.4	3.4	1	06/16/21 13:44	06/16/21 18:25	100-41-4	
Hexachloro-1,3-butadiene	ND	ug/kg	14.7	12.1	1	06/16/21 13:44	06/16/21 18:25	87-68-3	
2-Hexanone	ND	ug/kg	73.7	7.1	1	06/16/21 13:44	06/16/21 18:25	591-78-6	
Isopropylbenzene (Cumene)	ND	ug/kg	7.4	2.5	1	06/16/21 13:44	06/16/21 18:25	98-82-8	
p-Isopropyltoluene	**103**	ug/kg	7.4	3.6	1	06/16/21 13:44	06/16/21 18:25	99-87-6	
Methylene Chloride	ND	ug/kg	29.5	20.2	1	06/16/21 13:44	06/16/21 18:25	75-09-2	
4-Methyl-2-pentanone (MIBK)	ND	ug/kg	73.7	7.1	1	06/16/21 13:44	06/16/21 18:25	108-10-1	
Methyl-tert-butyl ether	ND	ug/kg	7.4	2.8	1	06/16/21 13:44	06/16/21 18:25	1634-04-4	
Naphthalene	ND	ug/kg	7.4	3.9	1	06/16/21 13:44	06/16/21 18:25	91-20-3	
n-Propylbenzene	ND	ug/kg	7.4	2.6	1	06/16/21 13:44	06/16/21 18:25	103-65-1	
Styrene	**124**	ug/kg	7.4	1.9	1	06/16/21 13:44	06/16/21 18:25	100-42-5	
1,1,1,2-Tetrachloroethane	ND	ug/kg	7.4	2.8	1	06/16/21 13:44	06/16/21 18:25	630-20-6	
1,1,2,2-Tetrachloroethane	ND	ug/kg	7.4	1.9	1	06/16/21 13:44	06/16/21 18:25	79-34-5	
Tetrachloroethene	ND	ug/kg	7.4	2.3	1	06/16/21 13:44	06/16/21 18:25	127-18-4	
Toluene	**99.6**	ug/kg	7.4	2.1	1	06/16/21 13:44	06/16/21 18:25	108-88-3	
1,2,3-Trichlorobenzene	ND	ug/kg	7.4	6.0	1	06/16/21 13:44	06/16/21 18:25	87-61-6	
1,2,4-Trichlorobenzene	ND	ug/kg	7.4	6.2	1	06/16/21 13:44	06/16/21 18:25	120-82-1	
1,1,1-Trichloroethane	ND	ug/kg	7.4	3.8	1	06/16/21 13:44	06/16/21 18:25	71-55-6	
1,1,2-Trichloroethane	ND	ug/kg	7.4	2.4	1	06/16/21 13:44	06/16/21 18:25	79-00-5	
Trichloroethene	ND	ug/kg	7.4	1.9	1	06/16/21 13:44	06/16/21 18:25	79-01-6	
Trichlorofluoromethane	ND	ug/kg	7.4	4.1	1	06/16/21 13:44	06/16/21 18:25	75-69-4	
1,2,3-Trichloropropane	ND	ug/kg	7.4	3.7	1	06/16/21 13:44	06/16/21 18:25	96-18-4	
1,2,4-Trimethylbenzene	**15.0**	ug/kg	7.4	2.0	1	06/16/21 13:44	06/16/21 18:25	95-63-6	
1,3,5-Trimethylbenzene	**3.8J**	ug/kg	7.4	2.5	1	06/16/21 13:44	06/16/21 18:25	108-67-8	
Vinyl acetate	ND	ug/kg	73.7	5.4	1	06/16/21 13:44	06/16/21 18:25	108-05-4	
Vinyl chloride	ND	ug/kg	14.7	3.7	1	06/16/21 13:44	06/16/21 18:25	75-01-4	
Xylene (Total)	**82.1**	ug/kg	14.7	4.2	1	06/16/21 13:44	06/16/21 18:25	1330-20-7	
m&p-Xylene	**62.3**	ug/kg	14.7	5.0	1	06/16/21 13:44	06/16/21 18:25	179601-23-1	
o-Xylene	**19.8**	ug/kg	7.4	3.3	1	06/16/21 13:44	06/16/21 18:25	95-47-6	
Surrogates									
Toluene-d8 (S)	102	%	70-130		1	06/16/21 13:44	06/16/21 18:25	2037-26-5	
4-Bromofluorobenzene (S)	103	%	69-134		1	06/16/21 13:44	06/16/21 18:25	460-00-4	
1,2-Dichloroethane-d4 (S)	115	%	70-130		1	06/16/21 13:44	06/16/21 18:25	17060-07-0	
Percent Moisture	Analytical Method: SW-846 Pace Analytical Services - Charlotte								
Percent Moisture	**22.3**	%	0.10	0.10	1		06/14/21 15:18		N2

REPORT OF LABORATORY ANALYSIS

This report shall not be reproduced, except in full,
without the written consent of Pace Analytical Services, LLC.

Pace Analytical Services, LLC
9800 Kincey Ave. Suite 100
Huntersville, NC 28078
(704)875-9092

ANALYTICAL RESULTS

Project: CPC Huntersville/2020-L1-2448
Pace Project No.: 92544080

Sample: BB7 (16-18') **Lab ID: 92544080012** Collected: 06/12/21 08:55 Received: 06/14/21 12:30 Matrix: Solid

Results reported on a "dry weight" basis and are adjusted for percent moisture, sample size and any dilutions.

Parameters	Results	Units	Report Limit	MDL	DF	Prepared	Analyzed	CAS No.	Qual
VPH NC Soil	Analytical Method: MADEP VPH Preparation Method: MADEP VPH Pace Analytical Services - Charlotte								
Total VPH (C5-C12)	**1370**	mg/kg	11.8	11.8	2.5	06/15/21 12:37	06/17/21 09:07		N2
Aliphatic (C05-C08)	**623**	mg/kg	11.8	11.8	2.5	06/15/21 12:37	06/17/21 09:07		N2
Aliphatic (C09-C12)	**748**	mg/kg	11.8	11.8	2.5	06/15/21 12:37	06/17/21 09:07		N2
Aliphatic(C09-C12) Adjusted	**505**	mg/kg	11.8	11.8	2.5	06/15/21 12:37	06/17/21 09:07		N2
Aromatic (C09-C10)	**243**	mg/kg	11.8	11.8	2.5	06/15/21 12:37	06/17/21 09:07		N2
Surrogates									
4-Bromofluorobenzene (FID) (S)	154	%	70-130		2.5	06/15/21 12:37	06/17/21 09:07	460-00-4	S2
4-Bromofluorobenzene (PID) (S)	105	%	70-130		2.5	06/15/21 12:37	06/17/21 09:07	460-00-4	
8260D/5035A/5030B Volatiles	Analytical Method: EPA 8260D Preparation Method: EPA 5035A/5030B Pace Analytical Services - Charlotte								
Acetone	ND	ug/kg	1020	327	5	06/16/21 13:44	06/16/21 23:14	67-64-1	
Benzene	**809**	ug/kg	50.9	20.3	5	06/16/21 13:44	06/16/21 23:14	71-43-2	
Bromobenzene	ND	ug/kg	50.9	16.6	5	06/16/21 13:44	06/16/21 23:14	108-86-1	
Bromochloromethane	ND	ug/kg	50.9	15.1	5	06/16/21 13:44	06/16/21 23:14	74-97-5	
Bromodichloromethane	ND	ug/kg	50.9	19.6	5	06/16/21 13:44	06/16/21 23:14	75-27-4	
Bromoform	ND	ug/kg	50.9	17.9	5	06/16/21 13:44	06/16/21 23:14	75-25-2	
Bromomethane	ND	ug/kg	102	80.4	5	06/16/21 13:44	06/16/21 23:14	74-83-9	IK,L1
2-Butanone (MEK)	ND	ug/kg	1020	244	5	06/16/21 13:44	06/16/21 23:14	78-93-3	
n-Butylbenzene	ND	ug/kg	50.9	24.0	5	06/16/21 13:44	06/16/21 23:14	104-51-8	
sec-Butylbenzene	ND	ug/kg	50.9	22.4	5	06/16/21 13:44	06/16/21 23:14	135-98-8	
tert-Butylbenzene	ND	ug/kg	50.9	18.1	5	06/16/21 13:44	06/16/21 23:14	98-06-6	
Carbon tetrachloride	ND	ug/kg	50.9	19.0	5	06/16/21 13:44	06/16/21 23:14	56-23-5	
Chlorobenzene	**43.6J**	ug/kg	50.9	9.8	5	06/16/21 13:44	06/16/21 23:14	108-90-7	
Chloroethane	ND	ug/kg	102	39.3	5	06/16/21 13:44	06/16/21 23:14	75-00-3	
Chloroform	ND	ug/kg	50.9	30.9	5	06/16/21 13:44	06/16/21 23:14	67-66-3	
Chloromethane	ND	ug/kg	102	42.8	5	06/16/21 13:44	06/16/21 23:14	74-87-3	
2-Chlorotoluene	ND	ug/kg	50.9	18.0	5	06/16/21 13:44	06/16/21 23:14	95-49-8	
4-Chlorotoluene	ND	ug/kg	50.9	9.0	5	06/16/21 13:44	06/16/21 23:14	106-43-4	
1,2-Dibromo-3-chloropropane	ND	ug/kg	50.9	19.7	5	06/16/21 13:44	06/16/21 23:14	96-12-8	
Dibromochloromethane	ND	ug/kg	50.9	28.6	5	06/16/21 13:44	06/16/21 23:14	124-48-1	
1,2-Dibromoethane (EDB)	ND	ug/kg	50.9	22.4	5	06/16/21 13:44	06/16/21 23:14	106-93-4	
Dibromomethane	ND	ug/kg	50.9	10.9	5	06/16/21 13:44	06/16/21 23:14	74-95-3	
1,2-Dichlorobenzene	ND	ug/kg	50.9	18.3	5	06/16/21 13:44	06/16/21 23:14	95-50-1	
1,3-Dichlorobenzene	ND	ug/kg	50.9	15.8	5	06/16/21 13:44	06/16/21 23:14	541-73-1	
1,4-Dichlorobenzene	ND	ug/kg	50.9	13.2	5	06/16/21 13:44	06/16/21 23:14	106-46-7	
Dichlorodifluoromethane	ND	ug/kg	102	22.1	5	06/16/21 13:44	06/16/21 23:14	75-71-8	v2
1,1-Dichloroethane	ND	ug/kg	50.9	21.0	5	06/16/21 13:44	06/16/21 23:14	75-34-3	
1,2-Dichloroethane	ND	ug/kg	50.9	33.7	5	06/16/21 13:44	06/16/21 23:14	107-06-2	
1,1-Dichloroethene	ND	ug/kg	50.9	21.0	5	06/16/21 13:44	06/16/21 23:14	75-35-4	
cis-1,2-Dichloroethene	ND	ug/kg	50.9	17.4	5	06/16/21 13:44	06/16/21 23:14	156-59-2	
trans-1,2-Dichloroethene	ND	ug/kg	50.9	17.8	5	06/16/21 13:44	06/16/21 23:14	156-60-5	
1,2-Dichloropropane	ND	ug/kg	50.9	15.3	5	06/16/21 13:44	06/16/21 23:14	78-87-5	
1,3-Dichloropropane	ND	ug/kg	50.9	15.9	5	06/16/21 13:44	06/16/21 23:14	142-28-9	

REPORT OF LABORATORY ANALYSIS

This report shall not be reproduced, except in full,
without the written consent of Pace Analytical Services, LLC.

Pace Analytical Services, LLC
9800 Kincey Ave. Suite 100
Huntersville, NC 28078
(704)875-9092

ANALYTICAL RESULTS

Project: CPC Huntersville/2020-L1-2448
Pace Project No.: 92544080

Sample: BB7 (16-18') **Lab ID: 92544080012** Collected: 06/12/21 08:55 Received: 06/14/21 12:30 Matrix: Solid

Results reported on a "dry weight" basis and are adjusted for percent moisture, sample size and any dilutions.

Parameters	Results	Units	Report Limit	MDL	DF	Prepared	Analyzed	CAS No.	Qual
8260D/5035A/5030B Volatiles	Analytical Method: EPA 8260D Preparation Method: EPA 5035A/5030B Pace Analytical Services - Charlotte								
2,2-Dichloropropane	ND	ug/kg	50.9	16.6	5	06/16/21 13:44	06/16/21 23:14	594-20-7	
1,1-Dichloropropene	ND	ug/kg	50.9	24.4	5	06/16/21 13:44	06/16/21 23:14	563-58-6	
cis-1,3-Dichloropropene	ND	ug/kg	50.9	13.8	5	06/16/21 13:44	06/16/21 23:14	10061-01-5	
trans-1,3-Dichloropropene	ND	ug/kg	50.9	17.5	5	06/16/21 13:44	06/16/21 23:14	10061-02-6	
Diisopropyl ether	ND	ug/kg	50.9	13.7	5	06/16/21 13:44	06/16/21 23:14	108-20-3	
Ethylbenzene	**10400**	ug/kg	50.9	23.7	5	06/16/21 13:44	06/16/21 23:14	100-41-4	
Hexachloro-1,3-butadiene	ND	ug/kg	102	83.3	5	06/16/21 13:44	06/16/21 23:14	87-68-3	
2-Hexanone	ND	ug/kg	509	49.1	5	06/16/21 13:44	06/16/21 23:14	591-78-6	
Isopropylbenzene (Cumene)	ND	ug/kg	50.9	17.3	5	06/16/21 13:44	06/16/21 23:14	98-82-8	
p-Isopropyltoluene	**2100**	ug/kg	50.9	25.0	5	06/16/21 13:44	06/16/21 23:14	99-87-6	
Methylene Chloride	ND	ug/kg	204	139	5	06/16/21 13:44	06/16/21 23:14	75-09-2	
4-Methyl-2-pentanone (MIBK)	ND	ug/kg	509	49.1	5	06/16/21 13:44	06/16/21 23:14	108-10-1	
Methyl-tert-butyl ether	ND	ug/kg	50.9	19.0	5	06/16/21 13:44	06/16/21 23:14	1634-04-4	
Naphthalene	**6880**	ug/kg	50.9	26.8	5	06/16/21 13:44	06/16/21 23:14	91-20-3	
n-Propylbenzene	ND	ug/kg	50.9	18.1	5	06/16/21 13:44	06/16/21 23:14	103-65-1	
Styrene	ND	ug/kg	50.9	13.4	5	06/16/21 13:44	06/16/21 23:14	100-42-5	
1,1,1,2-Tetrachloroethane	ND	ug/kg	50.9	19.5	5	06/16/21 13:44	06/16/21 23:14	630-20-6	
1,1,2,2-Tetrachloroethane	ND	ug/kg	50.9	13.4	5	06/16/21 13:44	06/16/21 23:14	79-34-5	
Tetrachloroethene	ND	ug/kg	50.9	16.1	5	06/16/21 13:44	06/16/21 23:14	127-18-4	
Toluene	**17400**	ug/kg	50.9	14.5	5	06/16/21 13:44	06/16/21 23:14	108-88-3	
1,2,3-Trichlorobenzene	ND	ug/kg	50.9	41.1	5	06/16/21 13:44	06/16/21 23:14	87-61-6	
1,2,4-Trichlorobenzene	ND	ug/kg	50.9	42.8	5	06/16/21 13:44	06/16/21 23:14	120-82-1	
1,1,1-Trichloroethane	ND	ug/kg	50.9	26.5	5	06/16/21 13:44	06/16/21 23:14	71-55-6	
1,1,2-Trichloroethane	ND	ug/kg	50.9	16.9	5	06/16/21 13:44	06/16/21 23:14	79-00-5	
Trichloroethene	ND	ug/kg	50.9	13.1	5	06/16/21 13:44	06/16/21 23:14	79-01-6	
Trichlorofluoromethane	ND	ug/kg	50.9	28.0	5	06/16/21 13:44	06/16/21 23:14	75-69-4	
1,2,3-Trichloropropane	ND	ug/kg	50.9	25.8	5	06/16/21 13:44	06/16/21 23:14	96-18-4	
1,2,4-Trimethylbenzene	**41300**	ug/kg	50.9	13.9	5	06/16/21 13:44	06/16/21 23:14	95-63-6	
1,3,5-Trimethylbenzene	**11800**	ug/kg	50.9	17.1	5	06/16/21 13:44	06/16/21 23:14	108-67-8	
Vinyl acetate	ND	ug/kg	509	37.1	5	06/16/21 13:44	06/16/21 23:14	108-05-4	
Vinyl chloride	ND	ug/kg	102	25.9	5	06/16/21 13:44	06/16/21 23:14	75-01-4	
Xylene (Total)	**57300**	ug/kg	102	29.0	5	06/16/21 13:44	06/16/21 23:14	1330-20-7	
m&p-Xylene	**39100**	ug/kg	102	34.8	5	06/16/21 13:44	06/16/21 23:14	179601-23-1	
o-Xylene	**18100**	ug/kg	50.9	22.5	5	06/16/21 13:44	06/16/21 23:14	95-47-6	
Surrogates									
Toluene-d8 (S)	100	%	70-130		5	06/16/21 13:44	06/16/21 23:14	2037-26-5	
4-Bromofluorobenzene (S)	104	%	69-134		5	06/16/21 13:44	06/16/21 23:14	460-00-4	
1,2-Dichloroethane-d4 (S)	111	%	70-130		5	06/16/21 13:44	06/16/21 23:14	17060-07-0	
Percent Moisture	Analytical Method: SW-846 Pace Analytical Services - Charlotte								
Percent Moisture	**21.6**	%	0.10	0.10	1		06/14/21 15:18		N2

REPORT OF LABORATORY ANALYSIS

This report shall not be reproduced, except in full,
without the written consent of Pace Analytical Services, LLC.

Pace Analytical Services, LLC
9800 Kincey Ave. Suite 100
Huntersville, NC 28078
(704)875-9092

ANALYTICAL RESULTS

Project: CPC Huntersville/2020-L1-2448
Pace Project No.: 92544080

Sample: BB8 (0-2') **Lab ID: 92544080013** Collected: 06/12/21 09:50 Received: 06/14/21 12:30 Matrix: Solid

Results reported on a "dry weight" basis and are adjusted for percent moisture, sample size and any dilutions.

Parameters	Results	Units	Report Limit	MDL	DF	Prepared	Analyzed	CAS No.	Qual
VPH NC Soil	Analytical Method: MADEP VPH Preparation Method: MADEP VPH Pace Analytical Services - Charlotte								
Total VPH (C5-C12)	**5.2**	mg/kg	3.6	3.6	1	06/15/21 12:37	06/17/21 05:48		N2
Aliphatic (C05-C08)	ND	mg/kg	3.6	3.6	1	06/15/21 12:37	06/17/21 05:48		N2
Aliphatic (C09-C12)	ND	mg/kg	3.6	3.6	1	06/15/21 12:37	06/17/21 05:48		N2
Aliphatic(C09-C12) Adjusted	ND	mg/kg	3.6	3.6	1	06/15/21 12:37	06/17/21 05:48		N2
Aromatic (C09-C10)	ND	mg/kg	3.6	3.6	1	06/15/21 12:37	06/17/21 05:48		N2
Surrogates									
4-Bromofluorobenzene (FID) (S)	113	%	70-130		1	06/15/21 12:37	06/17/21 05:48	460-00-4	
4-Bromofluorobenzene (PID) (S)	110	%	70-130		1	06/15/21 12:37	06/17/21 05:48	460-00-4	
8260D/5035A/5030B Volatiles	Analytical Method: EPA 8260D Preparation Method: EPA 5035A/5030B Pace Analytical Services - Charlotte								
Acetone	**59.9J**	ug/kg	170	54.4	1	06/15/21 15:09	06/16/21 09:53	67-64-1	
Benzene	ND	ug/kg	8.5	3.4	1	06/15/21 15:09	06/16/21 09:53	71-43-2	
Bromobenzene	ND	ug/kg	8.5	2.8	1	06/15/21 15:09	06/16/21 09:53	108-86-1	
Bromochloromethane	ND	ug/kg	8.5	2.5	1	06/15/21 15:09	06/16/21 09:53	74-97-5	
Bromodichloromethane	ND	ug/kg	8.5	3.3	1	06/15/21 15:09	06/16/21 09:53	75-27-4	
Bromoform	ND	ug/kg	8.5	3.0	1	06/15/21 15:09	06/16/21 09:53	75-25-2	
Bromomethane	ND	ug/kg	17.0	13.4	1	06/15/21 15:09	06/16/21 09:53	74-83-9	IK,L1,v1
2-Butanone (MEK)	ND	ug/kg	170	40.7	1	06/15/21 15:09	06/16/21 09:53	78-93-3	
n-Butylbenzene	ND	ug/kg	8.5	4.0	1	06/15/21 15:09	06/16/21 09:53	104-51-8	
sec-Butylbenzene	ND	ug/kg	8.5	3.7	1	06/15/21 15:09	06/16/21 09:53	135-98-8	
tert-Butylbenzene	ND	ug/kg	8.5	3.0	1	06/15/21 15:09	06/16/21 09:53	98-06-6	v2
Carbon tetrachloride	ND	ug/kg	8.5	3.2	1	06/15/21 15:09	06/16/21 09:53	56-23-5	
Chlorobenzene	ND	ug/kg	8.5	1.6	1	06/15/21 15:09	06/16/21 09:53	108-90-7	
Chloroethane	ND	ug/kg	17.0	6.5	1	06/15/21 15:09	06/16/21 09:53	75-00-3	
Chloroform	ND	ug/kg	8.5	5.2	1	06/15/21 15:09	06/16/21 09:53	67-66-3	
Chloromethane	ND	ug/kg	17.0	7.1	1	06/15/21 15:09	06/16/21 09:53	74-87-3	
2-Chlorotoluene	ND	ug/kg	8.5	3.0	1	06/15/21 15:09	06/16/21 09:53	95-49-8	
4-Chlorotoluene	ND	ug/kg	8.5	1.5	1	06/15/21 15:09	06/16/21 09:53	106-43-4	
1,2-Dibromo-3-chloropropane	ND	ug/kg	8.5	3.3	1	06/15/21 15:09	06/16/21 09:53	96-12-8	
Dibromochloromethane	ND	ug/kg	8.5	4.8	1	06/15/21 15:09	06/16/21 09:53	124-48-1	
1,2-Dibromoethane (EDB)	ND	ug/kg	8.5	3.7	1	06/15/21 15:09	06/16/21 09:53	106-93-4	
Dibromomethane	ND	ug/kg	8.5	1.8	1	06/15/21 15:09	06/16/21 09:53	74-95-3	
1,2-Dichlorobenzene	ND	ug/kg	8.5	3.1	1	06/15/21 15:09	06/16/21 09:53	95-50-1	
1,3-Dichlorobenzene	ND	ug/kg	8.5	2.6	1	06/15/21 15:09	06/16/21 09:53	541-73-1	
1,4-Dichlorobenzene	ND	ug/kg	8.5	2.2	1	06/15/21 15:09	06/16/21 09:53	106-46-7	
Dichlorodifluoromethane	ND	ug/kg	17.0	3.7	1	06/15/21 15:09	06/16/21 09:53	75-71-8	
1,1-Dichloroethane	ND	ug/kg	8.5	3.5	1	06/15/21 15:09	06/16/21 09:53	75-34-3	
1,2-Dichloroethane	ND	ug/kg	8.5	5.6	1	06/15/21 15:09	06/16/21 09:53	107-06-2	
1,1-Dichloroethene	ND	ug/kg	8.5	3.5	1	06/15/21 15:09	06/16/21 09:53	75-35-4	
cis-1,2-Dichloroethene	ND	ug/kg	8.5	2.9	1	06/15/21 15:09	06/16/21 09:53	156-59-2	
trans-1,2-Dichloroethene	ND	ug/kg	8.5	3.0	1	06/15/21 15:09	06/16/21 09:53	156-60-5	
1,2-Dichloropropane	ND	ug/kg	8.5	2.5	1	06/15/21 15:09	06/16/21 09:53	78-87-5	
1,3-Dichloropropane	ND	ug/kg	8.5	2.6	1	06/15/21 15:09	06/16/21 09:53	142-28-9	

REPORT OF LABORATORY ANALYSIS

This report shall not be reproduced, except in full,
without the written consent of Pace Analytical Services, LLC.

Pace Analytical Services, LLC
9800 Kincey Ave. Suite 100
Huntersville, NC 28078
(704)875-9092

ANALYTICAL RESULTS

Project: CPC Huntersville/2020-L1-2448
Pace Project No.: 92544080

Sample: BB8 (0-2') **Lab ID: 92544080013** Collected: 06/12/21 09:50 Received: 06/14/21 12:30 Matrix: Solid

Results reported on a "dry weight" basis and are adjusted for percent moisture, sample size and any dilutions.

Parameters	Results	Units	Report Limit	MDL	DF	Prepared	Analyzed	CAS No.	Qual
8260D/5035A/5030B Volatiles	Analytical Method: EPA 8260D Preparation Method: EPA 5035A/5030B Pace Analytical Services - Charlotte								
2,2-Dichloropropane	ND	ug/kg	8.5	2.8	1	06/15/21 15:09	06/16/21 09:53	594-20-7	
1,1-Dichloropropene	ND	ug/kg	8.5	4.1	1	06/15/21 15:09	06/16/21 09:53	563-58-6	
cis-1,3-Dichloropropene	ND	ug/kg	8.5	2.3	1	06/15/21 15:09	06/16/21 09:53	10061-01-5	
trans-1,3-Dichloropropene	ND	ug/kg	8.5	2.9	1	06/15/21 15:09	06/16/21 09:53	10061-02-6	
Diisopropyl ether	ND	ug/kg	8.5	2.3	1	06/15/21 15:09	06/16/21 09:53	108-20-3	
Ethylbenzene	ND	ug/kg	8.5	3.9	1	06/15/21 15:09	06/16/21 09:53	100-41-4	
Hexachloro-1,3-butadiene	ND	ug/kg	17.0	13.9	1	06/15/21 15:09	06/16/21 09:53	87-68-3	
2-Hexanone	ND	ug/kg	84.8	8.2	1	06/15/21 15:09	06/16/21 09:53	591-78-6	
Isopropylbenzene (Cumene)	ND	ug/kg	8.5	2.9	1	06/15/21 15:09	06/16/21 09:53	98-82-8	
p-Isopropyltoluene	ND	ug/kg	8.5	4.2	1	06/15/21 15:09	06/16/21 09:53	99-87-6	
Methylene Chloride	ND	ug/kg	33.9	23.2	1	06/15/21 15:09	06/16/21 09:53	75-09-2	
4-Methyl-2-pentanone (MIBK)	ND	ug/kg	84.8	8.2	1	06/15/21 15:09	06/16/21 09:53	108-10-1	
Methyl-tert-butyl ether	ND	ug/kg	8.5	3.2	1	06/15/21 15:09	06/16/21 09:53	1634-04-4	
Naphthalene	ND	ug/kg	8.5	4.5	1	06/15/21 15:09	06/16/21 09:53	91-20-3	
n-Propylbenzene	ND	ug/kg	8.5	3.0	1	06/15/21 15:09	06/16/21 09:53	103-65-1	
Styrene	ND	ug/kg	8.5	2.2	1	06/15/21 15:09	06/16/21 09:53	100-42-5	
1,1,1,2-Tetrachloroethane	ND	ug/kg	8.5	3.3	1	06/15/21 15:09	06/16/21 09:53	630-20-6	
1,1,2,2-Tetrachloroethane	ND	ug/kg	8.5	2.2	1	06/15/21 15:09	06/16/21 09:53	79-34-5	
Tetrachloroethene	ND	ug/kg	8.5	2.7	1	06/15/21 15:09	06/16/21 09:53	127-18-4	
Toluene	**4.6J**	ug/kg	8.5	2.4	1	06/15/21 15:09	06/16/21 09:53	108-88-3	
1,2,3-Trichlorobenzene	ND	ug/kg	8.5	6.8	1	06/15/21 15:09	06/16/21 09:53	87-61-6	
1,2,4-Trichlorobenzene	ND	ug/kg	8.5	7.1	1	06/15/21 15:09	06/16/21 09:53	120-82-1	
1,1,1-Trichloroethane	ND	ug/kg	8.5	4.4	1	06/15/21 15:09	06/16/21 09:53	71-55-6	
1,1,2-Trichloroethane	ND	ug/kg	8.5	2.8	1	06/15/21 15:09	06/16/21 09:53	79-00-5	
Trichloroethene	ND	ug/kg	8.5	2.2	1	06/15/21 15:09	06/16/21 09:53	79-01-6	
Trichlorofluoromethane	ND	ug/kg	8.5	4.7	1	06/15/21 15:09	06/16/21 09:53	75-69-4	
1,2,3-Trichloropropane	ND	ug/kg	8.5	4.3	1	06/15/21 15:09	06/16/21 09:53	96-18-4	
1,2,4-Trimethylbenzene	ND	ug/kg	8.5	2.3	1	06/15/21 15:09	06/16/21 09:53	95-63-6	
1,3,5-Trimethylbenzene	ND	ug/kg	8.5	2.8	1	06/15/21 15:09	06/16/21 09:53	108-67-8	
Vinyl acetate	ND	ug/kg	84.8	6.2	1	06/15/21 15:09	06/16/21 09:53	108-05-4	
Vinyl chloride	ND	ug/kg	17.0	4.3	1	06/15/21 15:09	06/16/21 09:53	75-01-4	
Xylene (Total)	ND	ug/kg	17.0	4.8	1	06/15/21 15:09	06/16/21 09:53	1330-20-7	
m&p-Xylene	ND	ug/kg	17.0	5.8	1	06/15/21 15:09	06/16/21 09:53	179601-23-1	
o-Xylene	ND	ug/kg	8.5	3.7	1	06/15/21 15:09	06/16/21 09:53	95-47-6	
Surrogates									
Toluene-d8 (S)	101	%	70-130		1	06/15/21 15:09	06/16/21 09:53	2037-26-5	
4-Bromofluorobenzene (S)	98	%	69-134		1	06/15/21 15:09	06/16/21 09:53	460-00-4	
1,2-Dichloroethane-d4 (S)	105	%	70-130		1	06/15/21 15:09	06/16/21 09:53	17060-07-0	
Percent Moisture	Analytical Method: SW-846 Pace Analytical Services - Charlotte								
Percent Moisture	**20.6**	%	0.10	0.10	1		06/14/21 15:18		N2

REPORT OF LABORATORY ANALYSIS

This report shall not be reproduced, except in full,
without the written consent of Pace Analytical Services, LLC.

Pace Analytical Services, LLC
9800 Kincey Ave. Suite 100
Huntersville, NC 28078
(704)875-9092

ANALYTICAL RESULTS

Project: CPC Huntersville/2020-L1-2448
Pace Project No.: 92544080

Sample: BB8 (22-24') **Lab ID: 92544080014** Collected: 06/12/21 09:55 Received: 06/14/21 12:30 Matrix: Solid

Results reported on a "dry weight" basis and are adjusted for percent moisture, sample size and any dilutions.

Parameters	Results	Units	Report Limit	MDL	DF	Prepared	Analyzed	CAS No.	Qual
VPH NC Soil	Analytical Method: MADEP VPH Preparation Method: MADEP VPH Pace Analytical Services - Charlotte								
Total VPH (C5-C12)	**385**	mg/kg	7.4	7.4	1	06/17/21 13:25	06/17/21 22:39		N2
Aliphatic (C05-C08)	**15.4**	mg/kg	7.4	7.4	1	06/17/21 13:25	06/17/21 22:39		N2
Aliphatic (C09-C12)	**369**	mg/kg	7.4	7.4	1	06/17/21 13:25	06/17/21 22:39		N2
Aliphatic(C09-C12) Adjusted	**178**	mg/kg	7.4	7.4	1	06/17/21 13:25	06/17/21 22:39		N2
Aromatic (C09-C10)	**191**	mg/kg	7.4	7.4	1	06/17/21 13:25	06/17/21 22:39		N2
Surrogates									
4-Bromofluorobenzene (FID) (S)	132	%	70-130		1	06/17/21 13:25	06/17/21 22:39	460-00-4	S5
4-Bromofluorobenzene (PID) (S)	109	%	70-130		1	06/17/21 13:25	06/17/21 22:39	460-00-4	
8260D/5035A/5030B Volatiles	Analytical Method: EPA 8260D Preparation Method: EPA 5035A/5030B Pace Analytical Services - Charlotte								
Acetone	ND	ug/kg	857	275	2.5	06/16/21 13:44	06/16/21 23:51	67-64-1	
Benzene	ND	ug/kg	42.9	17.1	2.5	06/16/21 13:44	06/16/21 23:51	71-43-2	
Bromobenzene	ND	ug/kg	42.9	14.0	2.5	06/16/21 13:44	06/16/21 23:51	108-86-1	
Bromochloromethane	ND	ug/kg	42.9	12.7	2.5	06/16/21 13:44	06/16/21 23:51	74-97-5	
Bromodichloromethane	ND	ug/kg	42.9	16.5	2.5	06/16/21 13:44	06/16/21 23:51	75-27-4	
Bromoform	ND	ug/kg	42.9	15.1	2.5	06/16/21 13:44	06/16/21 23:51	75-25-2	
Bromomethane	ND	ug/kg	85.7	67.7	2.5	06/16/21 13:44	06/16/21 23:51	74-83-9	IK,L1
2-Butanone (MEK)	ND	ug/kg	857	206	2.5	06/16/21 13:44	06/16/21 23:51	78-93-3	
n-Butylbenzene	ND	ug/kg	42.9	20.2	2.5	06/16/21 13:44	06/16/21 23:51	104-51-8	
sec-Butylbenzene	ND	ug/kg	42.9	18.9	2.5	06/16/21 13:44	06/16/21 23:51	135-98-8	
tert-Butylbenzene	ND	ug/kg	42.9	15.3	2.5	06/16/21 13:44	06/16/21 23:51	98-06-6	
Carbon tetrachloride	ND	ug/kg	42.9	16.0	2.5	06/16/21 13:44	06/16/21 23:51	56-23-5	
Chlorobenzene	**50.2**	ug/kg	42.9	8.2	2.5	06/16/21 13:44	06/16/21 23:51	108-90-7	
Chloroethane	ND	ug/kg	85.7	33.1	2.5	06/16/21 13:44	06/16/21 23:51	75-00-3	
Chloroform	ND	ug/kg	42.9	26.1	2.5	06/16/21 13:44	06/16/21 23:51	67-66-3	
Chloromethane	ND	ug/kg	85.7	36.0	2.5	06/16/21 13:44	06/16/21 23:51	74-87-3	
2-Chlorotoluene	ND	ug/kg	42.9	15.2	2.5	06/16/21 13:44	06/16/21 23:51	95-49-8	
4-Chlorotoluene	ND	ug/kg	42.9	7.6	2.5	06/16/21 13:44	06/16/21 23:51	106-43-4	
1,2-Dibromo-3-chloropropane	ND	ug/kg	42.9	16.6	2.5	06/16/21 13:44	06/16/21 23:51	96-12-8	
Dibromochloromethane	ND	ug/kg	42.9	24.1	2.5	06/16/21 13:44	06/16/21 23:51	124-48-1	
1,2-Dibromoethane (EDB)	ND	ug/kg	42.9	18.9	2.5	06/16/21 13:44	06/16/21 23:51	106-93-4	
Dibromomethane	ND	ug/kg	42.9	9.2	2.5	06/16/21 13:44	06/16/21 23:51	74-95-3	
1,2-Dichlorobenzene	ND	ug/kg	42.9	15.4	2.5	06/16/21 13:44	06/16/21 23:51	95-50-1	
1,3-Dichlorobenzene	ND	ug/kg	42.9	13.3	2.5	06/16/21 13:44	06/16/21 23:51	541-73-1	
1,4-Dichlorobenzene	ND	ug/kg	42.9	11.1	2.5	06/16/21 13:44	06/16/21 23:51	106-46-7	
Dichlorodifluoromethane	ND	ug/kg	85.7	18.6	2.5	06/16/21 13:44	06/16/21 23:51	75-71-8	v2
1,1-Dichloroethane	ND	ug/kg	42.9	17.7	2.5	06/16/21 13:44	06/16/21 23:51	75-34-3	
1,2-Dichloroethane	ND	ug/kg	42.9	28.4	2.5	06/16/21 13:44	06/16/21 23:51	107-06-2	
1,1-Dichloroethene	ND	ug/kg	42.9	17.7	2.5	06/16/21 13:44	06/16/21 23:51	75-35-4	
cis-1,2-Dichloroethene	ND	ug/kg	42.9	14.7	2.5	06/16/21 13:44	06/16/21 23:51	156-59-2	
trans-1,2-Dichloroethene	ND	ug/kg	42.9	15.0	2.5	06/16/21 13:44	06/16/21 23:51	156-60-5	
1,2-Dichloropropane	ND	ug/kg	42.9	12.9	2.5	06/16/21 13:44	06/16/21 23:51	78-87-5	
1,3-Dichloropropane	ND	ug/kg	42.9	13.4	2.5	06/16/21 13:44	06/16/21 23:51	142-28-9	

REPORT OF LABORATORY ANALYSIS

This report shall not be reproduced, except in full,
without the written consent of Pace Analytical Services, LLC.

Pace Analytical Services, LLC
9800 Kincey Ave. Suite 100
Huntersville, NC 28078
(704)875-9092

ANALYTICAL RESULTS

Project: CPC Huntersville/2020-L1-2448
Pace Project No.: 92544080

Sample: BB8 (22-24') **Lab ID: 92544080014** Collected: 06/12/21 09:55 Received: 06/14/21 12:30 Matrix: Solid

Results reported on a "dry weight" basis and are adjusted for percent moisture, sample size and any dilutions.

Parameters	Results	Units	Report Limit	MDL	DF	Prepared	Analyzed	CAS No.	Qual
8260D/5035A/5030B Volatiles	Analytical Method: EPA 8260D Preparation Method: EPA 5035A/5030B Pace Analytical Services - Charlotte								
2,2-Dichloropropane	ND	ug/kg	42.9	14.0	2.5	06/16/21 13:44	06/16/21 23:51	594-20-7	
1,1-Dichloropropene	ND	ug/kg	42.9	20.6	2.5	06/16/21 13:44	06/16/21 23:51	563-58-6	
cis-1,3-Dichloropropene	ND	ug/kg	42.9	11.7	2.5	06/16/21 13:44	06/16/21 23:51	10061-01-5	
trans-1,3-Dichloropropene	ND	ug/kg	42.9	14.7	2.5	06/16/21 13:44	06/16/21 23:51	10061-02-6	
Diisopropyl ether	ND	ug/kg	42.9	11.6	2.5	06/16/21 13:44	06/16/21 23:51	108-20-3	
Ethylbenzene	**44.1**	ug/kg	42.9	20.0	2.5	06/16/21 13:44	06/16/21 23:51	100-41-4	
Hexachloro-1,3-butadiene	ND	ug/kg	85.7	70.1	2.5	06/16/21 13:44	06/16/21 23:51	87-68-3	
2-Hexanone	ND	ug/kg	429	41.3	2.5	06/16/21 13:44	06/16/21 23:51	591-78-6	
Isopropylbenzene (Cumene)	ND	ug/kg	42.9	14.6	2.5	06/16/21 13:44	06/16/21 23:51	98-82-8	
p-Isopropyltoluene	**4570**	ug/kg	42.9	21.1	2.5	06/16/21 13:44	06/16/21 23:51	99-87-6	
Methylene Chloride	ND	ug/kg	171	117	2.5	06/16/21 13:44	06/16/21 23:51	75-09-2	
4-Methyl-2-pentanone (MIBK)	ND	ug/kg	429	41.3	2.5	06/16/21 13:44	06/16/21 23:51	108-10-1	
Methyl-tert-butyl ether	ND	ug/kg	42.9	16.0	2.5	06/16/21 13:44	06/16/21 23:51	1634-04-4	
Naphthalene	**33800**	ug/kg	42.9	22.6	2.5	06/16/21 13:44	06/16/21 23:51	91-20-3	
n-Propylbenzene	ND	ug/kg	42.9	15.3	2.5	06/16/21 13:44	06/16/21 23:51	103-65-1	
Styrene	ND	ug/kg	42.9	11.3	2.5	06/16/21 13:44	06/16/21 23:51	100-42-5	
1,1,1,2-Tetrachloroethane	ND	ug/kg	42.9	16.5	2.5	06/16/21 13:44	06/16/21 23:51	630-20-6	
1,1,2,2-Tetrachloroethane	ND	ug/kg	42.9	11.3	2.5	06/16/21 13:44	06/16/21 23:51	79-34-5	
Tetrachloroethene	ND	ug/kg	42.9	13.5	2.5	06/16/21 13:44	06/16/21 23:51	127-18-4	
Toluene	**142**	ug/kg	42.9	12.2	2.5	06/16/21 13:44	06/16/21 23:51	108-88-3	C7
1,2,3-Trichlorobenzene	ND	ug/kg	42.9	34.6	2.5	06/16/21 13:44	06/16/21 23:51	87-61-6	
1,2,4-Trichlorobenzene	ND	ug/kg	42.9	36.0	2.5	06/16/21 13:44	06/16/21 23:51	120-82-1	
1,1,1-Trichloroethane	ND	ug/kg	42.9	22.3	2.5	06/16/21 13:44	06/16/21 23:51	71-55-6	
1,1,2-Trichloroethane	ND	ug/kg	42.9	14.2	2.5	06/16/21 13:44	06/16/21 23:51	79-00-5	
Trichloroethene	ND	ug/kg	42.9	11.1	2.5	06/16/21 13:44	06/16/21 23:51	79-01-6	
Trichlorofluoromethane	ND	ug/kg	42.9	23.6	2.5	06/16/21 13:44	06/16/21 23:51	75-69-4	
1,2,3-Trichloropropane	ND	ug/kg	42.9	21.7	2.5	06/16/21 13:44	06/16/21 23:51	96-18-4	
1,2,4-Trimethylbenzene	**32900**	ug/kg	42.9	11.7	2.5	06/16/21 13:44	06/16/21 23:51	95-63-6	
1,3,5-Trimethylbenzene	**5350**	ug/kg	42.9	14.4	2.5	06/16/21 13:44	06/16/21 23:51	108-67-8	
Vinyl acetate	ND	ug/kg	429	31.2	2.5	06/16/21 13:44	06/16/21 23:51	108-05-4	
Vinyl chloride	ND	ug/kg	85.7	21.8	2.5	06/16/21 13:44	06/16/21 23:51	75-01-4	
Xylene (Total)	**393**	ug/kg	85.7	24.4	2.5	06/16/21 13:44	06/16/21 23:51	1330-20-7	
m&p-Xylene	**261**	ug/kg	85.7	29.3	2.5	06/16/21 13:44	06/16/21 23:51	179601-23-1	
o-Xylene	**132**	ug/kg	42.9	19.0	2.5	06/16/21 13:44	06/16/21 23:51	95-47-6	
Surrogates									
Toluene-d8 (S)	102	%	70-130		2.5	06/16/21 13:44	06/16/21 23:51	2037-26-5	
4-Bromofluorobenzene (S)	104	%	69-134		2.5	06/16/21 13:44	06/16/21 23:51	460-00-4	
1,2-Dichloroethane-d4 (S)	110	%	70-130		2.5	06/16/21 13:44	06/16/21 23:51	17060-07-0	
Percent Moisture	Analytical Method: SW-846 Pace Analytical Services - Charlotte								
Percent Moisture	**24.3**	%	0.10	0.10	1		06/14/21 15:18		N2

REPORT OF LABORATORY ANALYSIS

This report shall not be reproduced, except in full,
without the written consent of Pace Analytical Services, LLC.

Pace Analytical Services, LLC
9800 Kincey Ave. Suite 100
Huntersville, NC 28078
(704)875-9092

ANALYTICAL RESULTS

Project: CPC Huntersville/2020-L1-2448
Pace Project No.: 92544080

Sample: BA8 (0-2') **Lab ID: 92544080015** Collected: 06/12/21 11:10 Received: 06/14/21 12:30 Matrix: Solid

Results reported on a "dry weight" basis and are adjusted for percent moisture, sample size and any dilutions.

Parameters	Results	Units	Report Limit	MDL	DF	Prepared	Analyzed	CAS No.	Qual
VPH NC Soil	Analytical Method: MADEP VPH Preparation Method: MADEP VPH Pace Analytical Services - Charlotte								
Total VPH (C5-C12)	ND	mg/kg	4.8	4.8	1	06/17/21 13:25	06/17/21 16:56		N2
Aliphatic (C05-C08)	ND	mg/kg	4.8	4.8	1	06/17/21 13:25	06/17/21 16:56		N2
Aliphatic (C09-C12)	ND	mg/kg	4.8	4.8	1	06/17/21 13:25	06/17/21 16:56		N2
Aliphatic(C09-C12) Adjusted	ND	mg/kg	4.8	4.8	1	06/17/21 13:25	06/17/21 16:56		N2
Aromatic (C09-C10)	ND	mg/kg	4.8	4.8	1	06/17/21 13:25	06/17/21 16:56		N2
Surrogates									
4-Bromofluorobenzene (FID) (S)	111	%	70-130		1	06/17/21 13:25	06/17/21 16:56	460-00-4	
4-Bromofluorobenzene (PID) (S)	109	%	70-130		1	06/17/21 13:25	06/17/21 16:56	460-00-4	
8260D/5035A/5030B Volatiles	Analytical Method: EPA 8260D Preparation Method: EPA 5035A/5030B Pace Analytical Services - Charlotte								
Acetone	ND	ug/kg	175	56.0	1	06/15/21 15:55	06/16/21 04:18	67-64-1	
Benzene	ND	ug/kg	8.7	3.5	1	06/15/21 15:55	06/16/21 04:18	71-43-2	
Bromobenzene	ND	ug/kg	8.7	2.8	1	06/15/21 15:55	06/16/21 04:18	108-86-1	
Bromochloromethane	ND	ug/kg	8.7	2.6	1	06/15/21 15:55	06/16/21 04:18	74-97-5	
Bromodichloromethane	ND	ug/kg	8.7	3.4	1	06/15/21 15:55	06/16/21 04:18	75-27-4	
Bromoform	ND	ug/kg	8.7	3.1	1	06/15/21 15:55	06/16/21 04:18	75-25-2	
Bromomethane	ND	ug/kg	17.5	13.8	1	06/15/21 15:55	06/16/21 04:18	74-83-9	IK
2-Butanone (MEK)	ND	ug/kg	175	41.9	1	06/15/21 15:55	06/16/21 04:18	78-93-3	
n-Butylbenzene	ND	ug/kg	8.7	4.1	1	06/15/21 15:55	06/16/21 04:18	104-51-8	
sec-Butylbenzene	ND	ug/kg	8.7	3.8	1	06/15/21 15:55	06/16/21 04:18	135-98-8	
tert-Butylbenzene	ND	ug/kg	8.7	3.1	1	06/15/21 15:55	06/16/21 04:18	98-06-6	
Carbon tetrachloride	ND	ug/kg	8.7	3.3	1	06/15/21 15:55	06/16/21 04:18	56-23-5	
Chlorobenzene	ND	ug/kg	8.7	1.7	1	06/15/21 15:55	06/16/21 04:18	108-90-7	
Chloroethane	ND	ug/kg	17.5	6.7	1	06/15/21 15:55	06/16/21 04:18	75-00-3	
Chloroform	ND	ug/kg	8.7	5.3	1	06/15/21 15:55	06/16/21 04:18	67-66-3	
Chloromethane	ND	ug/kg	17.5	7.3	1	06/15/21 15:55	06/16/21 04:18	74-87-3	
2-Chlorotoluene	ND	ug/kg	8.7	3.1	1	06/15/21 15:55	06/16/21 04:18	95-49-8	
4-Chlorotoluene	ND	ug/kg	8.7	1.5	1	06/15/21 15:55	06/16/21 04:18	106-43-4	
1,2-Dibromo-3-chloropropane	ND	ug/kg	8.7	3.4	1	06/15/21 15:55	06/16/21 04:18	96-12-8	
Dibromochloromethane	ND	ug/kg	8.7	4.9	1	06/15/21 15:55	06/16/21 04:18	124-48-1	
1,2-Dibromoethane (EDB)	ND	ug/kg	8.7	3.8	1	06/15/21 15:55	06/16/21 04:18	106-93-4	
Dibromomethane	ND	ug/kg	8.7	1.9	1	06/15/21 15:55	06/16/21 04:18	74-95-3	
1,2-Dichlorobenzene	ND	ug/kg	8.7	3.1	1	06/15/21 15:55	06/16/21 04:18	95-50-1	
1,3-Dichlorobenzene	ND	ug/kg	8.7	2.7	1	06/15/21 15:55	06/16/21 04:18	541-73-1	
1,4-Dichlorobenzene	ND	ug/kg	8.7	2.3	1	06/15/21 15:55	06/16/21 04:18	106-46-7	
Dichlorodifluoromethane	ND	ug/kg	17.5	3.8	1	06/15/21 15:55	06/16/21 04:18	75-71-8	
1,1-Dichloroethane	ND	ug/kg	8.7	3.6	1	06/15/21 15:55	06/16/21 04:18	75-34-3	
1,2-Dichloroethane	ND	ug/kg	8.7	5.8	1	06/15/21 15:55	06/16/21 04:18	107-06-2	
1,1-Dichloroethene	ND	ug/kg	8.7	3.6	1	06/15/21 15:55	06/16/21 04:18	75-35-4	
cis-1,2-Dichloroethene	ND	ug/kg	8.7	3.0	1	06/15/21 15:55	06/16/21 04:18	156-59-2	
trans-1,2-Dichloroethene	ND	ug/kg	8.7	3.1	1	06/15/21 15:55	06/16/21 04:18	156-60-5	
1,2-Dichloropropane	ND	ug/kg	8.7	2.6	1	06/15/21 15:55	06/16/21 04:18	78-87-5	
1,3-Dichloropropane	ND	ug/kg	8.7	2.7	1	06/15/21 15:55	06/16/21 04:18	142-28-9	

REPORT OF LABORATORY ANALYSIS

This report shall not be reproduced, except in full,
without the written consent of Pace Analytical Services, LLC.

Pace Analytical Services, LLC
9800 Kincey Ave. Suite 100
Huntersville, NC 28078
(704)875-9092

ANALYTICAL RESULTS

Project: CPC Huntersville/2020-L1-2448
Pace Project No.: 92544080

Sample: BA8 (0-2') **Lab ID: 92544080015** Collected: 06/12/21 11:10 Received: 06/14/21 12:30 Matrix: Solid

Results reported on a "dry weight" basis and are adjusted for percent moisture, sample size and any dilutions.

Parameters	Results	Units	Report Limit	MDL	DF	Prepared	Analyzed	CAS No.	Qual
8260D/5035A/5030B Volatiles	Analytical Method: EPA 8260D Preparation Method: EPA 5035A/5030B Pace Analytical Services - Charlotte								
2,2-Dichloropropane	ND	ug/kg	8.7	2.8	1	06/15/21 15:55	06/16/21 04:18	594-20-7	
1,1-Dichloropropene	ND	ug/kg	8.7	4.2	1	06/15/21 15:55	06/16/21 04:18	563-58-6	
cis-1,3-Dichloropropene	ND	ug/kg	8.7	2.4	1	06/15/21 15:55	06/16/21 04:18	10061-01-5	
trans-1,3-Dichloropropene	ND	ug/kg	8.7	3.0	1	06/15/21 15:55	06/16/21 04:18	10061-02-6	
Diisopropyl ether	ND	ug/kg	8.7	2.4	1	06/15/21 15:55	06/16/21 04:18	108-20-3	
Ethylbenzene	ND	ug/kg	8.7	4.1	1	06/15/21 15:55	06/16/21 04:18	100-41-4	
Hexachloro-1,3-butadiene	ND	ug/kg	17.5	14.3	1	06/15/21 15:55	06/16/21 04:18	87-68-3	
2-Hexanone	ND	ug/kg	87.3	8.4	1	06/15/21 15:55	06/16/21 04:18	591-78-6	
Isopropylbenzene (Cumene)	ND	ug/kg	8.7	3.0	1	06/15/21 15:55	06/16/21 04:18	98-82-8	
p-Isopropyltoluene	ND	ug/kg	8.7	4.3	1	06/15/21 15:55	06/16/21 04:18	99-87-6	
Methylene Chloride	ND	ug/kg	34.9	23.9	1	06/15/21 15:55	06/16/21 04:18	75-09-2	
4-Methyl-2-pentanone (MIBK)	ND	ug/kg	87.3	8.4	1	06/15/21 15:55	06/16/21 04:18	108-10-1	
Methyl-tert-butyl ether	ND	ug/kg	8.7	3.3	1	06/15/21 15:55	06/16/21 04:18	1634-04-4	
Naphthalene	ND	ug/kg	8.7	4.6	1	06/15/21 15:55	06/16/21 04:18	91-20-3	
n-Propylbenzene	ND	ug/kg	8.7	3.1	1	06/15/21 15:55	06/16/21 04:18	103-65-1	
Styrene	ND	ug/kg	8.7	2.3	1	06/15/21 15:55	06/16/21 04:18	100-42-5	
1,1,1,2-Tetrachloroethane	ND	ug/kg	8.7	3.4	1	06/15/21 15:55	06/16/21 04:18	630-20-6	
1,1,2,2-Tetrachloroethane	ND	ug/kg	8.7	2.3	1	06/15/21 15:55	06/16/21 04:18	79-34-5	
Tetrachloroethene	ND	ug/kg	8.7	2.8	1	06/15/21 15:55	06/16/21 04:18	127-18-4	
Toluene	**10.7**	ug/kg	8.7	2.5	1	06/15/21 15:55	06/16/21 04:18	108-88-3	C7
1,2,3-Trichlorobenzene	ND	ug/kg	8.7	7.1	1	06/15/21 15:55	06/16/21 04:18	87-61-6	
1,2,4-Trichlorobenzene	ND	ug/kg	8.7	7.3	1	06/15/21 15:55	06/16/21 04:18	120-82-1	
1,1,1-Trichloroethane	ND	ug/kg	8.7	4.5	1	06/15/21 15:55	06/16/21 04:18	71-55-6	
1,1,2-Trichloroethane	ND	ug/kg	8.7	2.9	1	06/15/21 15:55	06/16/21 04:18	79-00-5	
Trichloroethene	ND	ug/kg	8.7	2.3	1	06/15/21 15:55	06/16/21 04:18	79-01-6	
Trichlorofluoromethane	ND	ug/kg	8.7	4.8	1	06/15/21 15:55	06/16/21 04:18	75-69-4	
1,2,3-Trichloropropane	ND	ug/kg	8.7	4.4	1	06/15/21 15:55	06/16/21 04:18	96-18-4	
1,2,4-Trimethylbenzene	ND	ug/kg	8.7	2.4	1	06/15/21 15:55	06/16/21 04:18	95-63-6	
1,3,5-Trimethylbenzene	ND	ug/kg	8.7	2.9	1	06/15/21 15:55	06/16/21 04:18	108-67-8	
Vinyl acetate	ND	ug/kg	87.3	6.4	1	06/15/21 15:55	06/16/21 04:18	108-05-4	
Vinyl chloride	ND	ug/kg	17.5	4.4	1	06/15/21 15:55	06/16/21 04:18	75-01-4	
Xylene (Total)	ND	ug/kg	17.5	5.0	1	06/15/21 15:55	06/16/21 04:18	1330-20-7	
m&p-Xylene	ND	ug/kg	17.5	6.0	1	06/15/21 15:55	06/16/21 04:18	179601-23-1	
o-Xylene	ND	ug/kg	8.7	3.9	1	06/15/21 15:55	06/16/21 04:18	95-47-6	
Surrogates									
Toluene-d8 (S)	101	%	70-130		1	06/15/21 15:55	06/16/21 04:18	2037-26-5	
4-Bromofluorobenzene (S)	102	%	69-134		1	06/15/21 15:55	06/16/21 04:18	460-00-4	
1,2-Dichloroethane-d4 (S)	109	%	70-130		1	06/15/21 15:55	06/16/21 04:18	17060-07-0	
Percent Moisture	Analytical Method: SW-846 Pace Analytical Services - Charlotte								
Percent Moisture	**23.3**	%	0.10	0.10	1		06/14/21 15:18		N2

REPORT OF LABORATORY ANALYSIS

This report shall not be reproduced, except in full,
without the written consent of Pace Analytical Services, LLC.

Pace Analytical Services, LLC
9800 Kincey Ave. Suite 100
Huntersville, NC 28078
(704)875-9092

ANALYTICAL RESULTS

Project: CPC Huntersville/2020-L1-2448
Pace Project No.: 92544080

Sample: BA8 (22-24') **Lab ID: 92544080016** Collected: 06/12/21 11:15 Received: 06/14/21 12:30 Matrix: Solid

Results reported on a "dry weight" basis and are adjusted for percent moisture, sample size and any dilutions.

Parameters	Results	Units	Report Limit	MDL	DF	Prepared	Analyzed	CAS No.	Qual
VPH NC Soil	Analytical Method: MADEP VPH Preparation Method: MADEP VPH Pace Analytical Services - Charlotte								
Total VPH (C5-C12)	**5350**	mg/kg	48.0	48.0	12.5	06/17/21 13:25	06/18/21 10:29		N2
Aliphatic (C05-C08)	**950**	mg/kg	48.0	48.0	12.5	06/17/21 13:25	06/18/21 10:29		N2
Aliphatic (C09-C12)	**4400**	mg/kg	48.0	48.0	12.5	06/17/21 13:25	06/18/21 10:29		N2
Aliphatic(C09-C12) Adjusted	**2300**	mg/kg	48.0	48.0	12.5	06/17/21 13:25	06/18/21 10:29		N2
Aromatic (C09-C10)	**2100**	mg/kg	48.0	48.0	12.5	06/17/21 13:25	06/18/21 10:29		N2
Surrogates									
4-Bromofluorobenzene (FID) (S)	181	%	70-130		12.5	06/17/21 13:25	06/18/21 10:29	460-00-4	S2
4-Bromofluorobenzene (PID) (S)	114	%	70-130		12.5	06/17/21 13:25	06/18/21 10:29	460-00-4	
8260D/5035A/5030B Volatiles	Analytical Method: EPA 8260D Preparation Method: EPA 5035A/5030B Pace Analytical Services - Charlotte								
Acetone	**5370J**	ug/kg	8170	2620	50	06/15/21 15:55	06/16/21 11:15	67-64-1	
Benzene	ND	ug/kg	408	163	50	06/15/21 15:55	06/16/21 11:15	71-43-2	
Bromobenzene	ND	ug/kg	408	133	50	06/15/21 15:55	06/16/21 11:15	108-86-1	
Bromochloromethane	ND	ug/kg	408	121	50	06/15/21 15:55	06/16/21 11:15	74-97-5	
Bromodichloromethane	ND	ug/kg	408	158	50	06/15/21 15:55	06/16/21 11:15	75-27-4	
Bromoform	ND	ug/kg	408	144	50	06/15/21 15:55	06/16/21 11:15	75-25-2	
Bromomethane	ND	ug/kg	817	645	50	06/15/21 15:55	06/16/21 11:15	74-83-9	IK
2-Butanone (MEK)	ND	ug/kg	8170	1960	50	06/15/21 15:55	06/16/21 11:15	78-93-3	
n-Butylbenzene	**25700**	ug/kg	408	193	50	06/15/21 15:55	06/16/21 11:15	104-51-8	
sec-Butylbenzene	ND	ug/kg	408	180	50	06/15/21 15:55	06/16/21 11:15	135-98-8	
tert-Butylbenzene	ND	ug/kg	408	145	50	06/15/21 15:55	06/16/21 11:15	98-06-6	
Carbon tetrachloride	ND	ug/kg	408	153	50	06/15/21 15:55	06/16/21 11:15	56-23-5	
Chlorobenzene	ND	ug/kg	408	78.4	50	06/15/21 15:55	06/16/21 11:15	108-90-7	
Chloroethane	ND	ug/kg	817	315	50	06/15/21 15:55	06/16/21 11:15	75-00-3	
Chloroform	ND	ug/kg	408	248	50	06/15/21 15:55	06/16/21 11:15	67-66-3	
Chloromethane	ND	ug/kg	817	343	50	06/15/21 15:55	06/16/21 11:15	74-87-3	
2-Chlorotoluene	ND	ug/kg	408	145	50	06/15/21 15:55	06/16/21 11:15	95-49-8	
4-Chlorotoluene	ND	ug/kg	408	72.3	50	06/15/21 15:55	06/16/21 11:15	106-43-4	
1,2-Dibromo-3-chloropropane	ND	ug/kg	408	158	50	06/15/21 15:55	06/16/21 11:15	96-12-8	
Dibromochloromethane	ND	ug/kg	408	230	50	06/15/21 15:55	06/16/21 11:15	124-48-1	
1,2-Dibromoethane (EDB)	ND	ug/kg	408	180	50	06/15/21 15:55	06/16/21 11:15	106-93-4	
Dibromomethane	ND	ug/kg	408	87.4	50	06/15/21 15:55	06/16/21 11:15	74-95-3	
1,2-Dichlorobenzene	ND	ug/kg	408	147	50	06/15/21 15:55	06/16/21 11:15	95-50-1	
1,3-Dichlorobenzene	ND	ug/kg	408	127	50	06/15/21 15:55	06/16/21 11:15	541-73-1	
1,4-Dichlorobenzene	ND	ug/kg	408	106	50	06/15/21 15:55	06/16/21 11:15	106-46-7	
Dichlorodifluoromethane	ND	ug/kg	817	177	50	06/15/21 15:55	06/16/21 11:15	75-71-8	
1,1-Dichloroethane	ND	ug/kg	408	168	50	06/15/21 15:55	06/16/21 11:15	75-34-3	
1,2-Dichloroethane	ND	ug/kg	408	270	50	06/15/21 15:55	06/16/21 11:15	107-06-2	
1,1-Dichloroethene	ND	ug/kg	408	168	50	06/15/21 15:55	06/16/21 11:15	75-35-4	
cis-1,2-Dichloroethene	ND	ug/kg	408	140	50	06/15/21 15:55	06/16/21 11:15	156-59-2	
trans-1,2-Dichloroethene	ND	ug/kg	408	143	50	06/15/21 15:55	06/16/21 11:15	156-60-5	
1,2-Dichloropropane	ND	ug/kg	408	123	50	06/15/21 15:55	06/16/21 11:15	78-87-5	
1,3-Dichloropropane	ND	ug/kg	408	127	50	06/15/21 15:55	06/16/21 11:15	142-28-9	

REPORT OF LABORATORY ANALYSIS

This report shall not be reproduced, except in full,
without the written consent of Pace Analytical Services, LLC.

Pace Analytical Services, LLC
9800 Kincey Ave. Suite 100
Huntersville, NC 28078
(704)875-9092

ANALYTICAL RESULTS

Project: CPC Huntersville/2020-L1-2448
Pace Project No.: 92544080

Sample: BA8 (22-24') **Lab ID: 92544080016** Collected: 06/12/21 11:15 Received: 06/14/21 12:30 Matrix: Solid

Results reported on a "dry weight" basis and are adjusted for percent moisture, sample size and any dilutions.

Parameters	Results	Units	Report Limit	MDL	DF	Prepared	Analyzed	CAS No.	Qual
8260D/5035A/5030B Volatiles	Analytical Method: EPA 8260D Preparation Method: EPA 5035A/5030B Pace Analytical Services - Charlotte								
2,2-Dichloropropane	ND	ug/kg	408	133	50	06/15/21 15:55	06/16/21 11:15	594-20-7	
1,1-Dichloropropene	ND	ug/kg	408	196	50	06/15/21 15:55	06/16/21 11:15	563-58-6	
cis-1,3-Dichloropropene	ND	ug/kg	408	111	50	06/15/21 15:55	06/16/21 11:15	10061-01-5	
trans-1,3-Dichloropropene	ND	ug/kg	408	141	50	06/15/21 15:55	06/16/21 11:15	10061-02-6	
Diisopropyl ether	ND	ug/kg	408	110	50	06/15/21 15:55	06/16/21 11:15	108-20-3	
Ethylbenzene	**6570**	ug/kg	408	190	50	06/15/21 15:55	06/16/21 11:15	100-41-4	
Hexachloro-1,3-butadiene	ND	ug/kg	817	668	50	06/15/21 15:55	06/16/21 11:15	87-68-3	
2-Hexanone	ND	ug/kg	4080	394	50	06/15/21 15:55	06/16/21 11:15	591-78-6	
Isopropylbenzene (Cumene)	ND	ug/kg	408	139	50	06/15/21 15:55	06/16/21 11:15	98-82-8	
p-Isopropyltoluene	**21100**	ug/kg	408	201	50	06/15/21 15:55	06/16/21 11:15	99-87-6	
Methylene Chloride	ND	ug/kg	1630	1120	50	06/15/21 15:55	06/16/21 11:15	75-09-2	
4-Methyl-2-pentanone (MIBK)	ND	ug/kg	4080	394	50	06/15/21 15:55	06/16/21 11:15	108-10-1	
Methyl-tert-butyl ether	ND	ug/kg	408	153	50	06/15/21 15:55	06/16/21 11:15	1634-04-4	
Naphthalene	**48900**	ug/kg	408	215	50	06/15/21 15:55	06/16/21 11:15	91-20-3	
n-Propylbenzene	ND	ug/kg	408	145	50	06/15/21 15:55	06/16/21 11:15	103-65-1	
Styrene	ND	ug/kg	408	108	50	06/15/21 15:55	06/16/21 11:15	100-42-5	
1,1,1,2-Tetrachloroethane	ND	ug/kg	408	157	50	06/15/21 15:55	06/16/21 11:15	630-20-6	
1,1,2,2-Tetrachloroethane	ND	ug/kg	408	108	50	06/15/21 15:55	06/16/21 11:15	79-34-5	
Tetrachloroethene	ND	ug/kg	408	129	50	06/15/21 15:55	06/16/21 11:15	127-18-4	
Toluene	**1050**	ug/kg	408	116	50	06/15/21 15:55	06/16/21 11:15	108-88-3	C7
1,2,3-Trichlorobenzene	ND	ug/kg	408	330	50	06/15/21 15:55	06/16/21 11:15	87-61-6	
1,2,4-Trichlorobenzene	ND	ug/kg	408	343	50	06/15/21 15:55	06/16/21 11:15	120-82-1	
1,1,1-Trichloroethane	ND	ug/kg	408	212	50	06/15/21 15:55	06/16/21 11:15	71-55-6	
1,1,2-Trichloroethane	ND	ug/kg	408	136	50	06/15/21 15:55	06/16/21 11:15	79-00-5	
Trichloroethene	ND	ug/kg	408	105	50	06/15/21 15:55	06/16/21 11:15	79-01-6	
Trichlorofluoromethane	ND	ug/kg	408	225	50	06/15/21 15:55	06/16/21 11:15	75-69-4	
1,2,3-Trichloropropane	ND	ug/kg	408	207	50	06/15/21 15:55	06/16/21 11:15	96-18-4	
1,2,4-Trimethylbenzene	**371000**	ug/kg	408	112	50	06/15/21 15:55	06/16/21 11:15	95-63-6	
1,3,5-Trimethylbenzene	**86700**	ug/kg	408	137	50	06/15/21 15:55	06/16/21 11:15	108-67-8	
Vinyl acetate	ND	ug/kg	4080	297	50	06/15/21 15:55	06/16/21 11:15	108-05-4	
Vinyl chloride	ND	ug/kg	817	207	50	06/15/21 15:55	06/16/21 11:15	75-01-4	
Xylene (Total)	**66000**	ug/kg	817	233	50	06/15/21 15:55	06/16/21 11:15	1330-20-7	
m&p-Xylene	**39900**	ug/kg	817	279	50	06/15/21 15:55	06/16/21 11:15	179601-23-1	
o-Xylene	**26200**	ug/kg	408	181	50	06/15/21 15:55	06/16/21 11:15	95-47-6	
Surrogates									
Toluene-d8 (S)	100	%	70-130		50	06/15/21 15:55	06/16/21 11:15	2037-26-5	
4-Bromofluorobenzene (S)	103	%	69-134		50	06/15/21 15:55	06/16/21 11:15	460-00-4	
1,2-Dichloroethane-d4 (S)	111	%	70-130		50	06/15/21 15:55	06/16/21 11:15	17060-07-0	
Percent Moisture	Analytical Method: SW-846 Pace Analytical Services - Charlotte								
Percent Moisture	**17.5**	%	0.10	0.10	1		06/14/21 15:18		N2

REPORT OF LABORATORY ANALYSIS

This report shall not be reproduced, except in full,
without the written consent of Pace Analytical Services, LLC.

Pace Analytical Services, LLC
9800 Kincey Ave. Suite 100
Huntersville, NC 28078
(704)875-9092

ANALYTICAL RESULTS

Project: CPC Huntersville/2020-L1-2448
Pace Project No.: 92544080

Sample: BA7(0-2') **Lab ID: 92544080017** Collected: 06/12/21 14:00 Received: 06/14/21 12:30 Matrix: Solid

Results reported on a "dry weight" basis and are adjusted for percent moisture, sample size and any dilutions.

Parameters	Results	Units	Report Limit	MDL	DF	Prepared	Analyzed	CAS No.	Qual
VPH NC Soil	Analytical Method: MADEP VPH Preparation Method: MADEP VPH Pace Analytical Services - Charlotte								
Total VPH (C5-C12)	**76.8**	mg/kg	30.6	30.6	1	06/17/21 13:25	06/17/21 17:24		N2
Aliphatic (C05-C08)	**32.5**	mg/kg	30.6	30.6	1	06/17/21 13:25	06/17/21 17:24		N2
Aliphatic (C09-C12)	**44.3**	mg/kg	30.6	30.6	1	06/17/21 13:25	06/17/21 17:24		N2
Aliphatic(C09-C12) Adjusted	**37.7**	mg/kg	30.6	30.6	1	06/17/21 13:25	06/17/21 17:24		N2
Aromatic (C09-C10)	ND	mg/kg	30.6	30.6	1	06/17/21 13:25	06/17/21 17:24		N2
Surrogates									
4-Bromofluorobenzene (FID) (S)	107	%	70-130		1	06/17/21 13:25	06/17/21 17:24	460-00-4	
4-Bromofluorobenzene (PID) (S)	103	%	70-130		1	06/17/21 13:25	06/17/21 17:24	460-00-4	
8260D/5035A/5030B Volatiles	Analytical Method: EPA 8260D Preparation Method: EPA 5035A/5030B Pace Analytical Services - Charlotte								
Acetone	ND	ug/kg	173	55.5	1	06/15/21 15:55	06/16/21 04:36	67-64-1	
Benzene	**23.2**	ug/kg	8.6	3.4	1	06/15/21 15:55	06/16/21 04:36	71-43-2	
Bromobenzene	ND	ug/kg	8.6	2.8	1	06/15/21 15:55	06/16/21 04:36	108-86-1	
Bromochloromethane	ND	ug/kg	8.6	2.6	1	06/15/21 15:55	06/16/21 04:36	74-97-5	
Bromodichloromethane	ND	ug/kg	8.6	3.3	1	06/15/21 15:55	06/16/21 04:36	75-27-4	
Bromoform	ND	ug/kg	8.6	3.0	1	06/15/21 15:55	06/16/21 04:36	75-25-2	
Bromomethane	ND	ug/kg	17.3	13.7	1	06/15/21 15:55	06/16/21 04:36	74-83-9	IK
2-Butanone (MEK)	ND	ug/kg	173	41.5	1	06/15/21 15:55	06/16/21 04:36	78-93-3	
n-Butylbenzene	ND	ug/kg	8.6	4.1	1	06/15/21 15:55	06/16/21 04:36	104-51-8	
sec-Butylbenzene	ND	ug/kg	8.6	3.8	1	06/15/21 15:55	06/16/21 04:36	135-98-8	
tert-Butylbenzene	ND	ug/kg	8.6	3.1	1	06/15/21 15:55	06/16/21 04:36	98-06-6	
Carbon tetrachloride	ND	ug/kg	8.6	3.2	1	06/15/21 15:55	06/16/21 04:36	56-23-5	
Chlorobenzene	ND	ug/kg	8.6	1.7	1	06/15/21 15:55	06/16/21 04:36	108-90-7	
Chloroethane	ND	ug/kg	17.3	6.7	1	06/15/21 15:55	06/16/21 04:36	75-00-3	
Chloroform	ND	ug/kg	8.6	5.3	1	06/15/21 15:55	06/16/21 04:36	67-66-3	
Chloromethane	ND	ug/kg	17.3	7.3	1	06/15/21 15:55	06/16/21 04:36	74-87-3	
2-Chlorotoluene	ND	ug/kg	8.6	3.1	1	06/15/21 15:55	06/16/21 04:36	95-49-8	
4-Chlorotoluene	ND	ug/kg	8.6	1.5	1	06/15/21 15:55	06/16/21 04:36	106-43-4	
1,2-Dibromo-3-chloropropane	ND	ug/kg	8.6	3.4	1	06/15/21 15:55	06/16/21 04:36	96-12-8	
Dibromochloromethane	ND	ug/kg	8.6	4.9	1	06/15/21 15:55	06/16/21 04:36	124-48-1	
1,2-Dibromoethane (EDB)	ND	ug/kg	8.6	3.8	1	06/15/21 15:55	06/16/21 04:36	106-93-4	
Dibromomethane	ND	ug/kg	8.6	1.9	1	06/15/21 15:55	06/16/21 04:36	74-95-3	
1,2-Dichlorobenzene	ND	ug/kg	8.6	3.1	1	06/15/21 15:55	06/16/21 04:36	95-50-1	
1,3-Dichlorobenzene	ND	ug/kg	8.6	2.7	1	06/15/21 15:55	06/16/21 04:36	541-73-1	
1,4-Dichlorobenzene	ND	ug/kg	8.6	2.2	1	06/15/21 15:55	06/16/21 04:36	106-46-7	
Dichlorodifluoromethane	ND	ug/kg	17.3	3.8	1	06/15/21 15:55	06/16/21 04:36	75-71-8	
1,1-Dichloroethane	ND	ug/kg	8.6	3.6	1	06/15/21 15:55	06/16/21 04:36	75-34-3	
1,2-Dichloroethane	ND	ug/kg	8.6	5.7	1	06/15/21 15:55	06/16/21 04:36	107-06-2	
1,1-Dichloroethene	ND	ug/kg	8.6	3.6	1	06/15/21 15:55	06/16/21 04:36	75-35-4	
cis-1,2-Dichloroethene	ND	ug/kg	8.6	3.0	1	06/15/21 15:55	06/16/21 04:36	156-59-2	
trans-1,2-Dichloroethene	ND	ug/kg	8.6	3.0	1	06/15/21 15:55	06/16/21 04:36	156-60-5	
1,2-Dichloropropane	ND	ug/kg	8.6	2.6	1	06/15/21 15:55	06/16/21 04:36	78-87-5	
1,3-Dichloropropane	ND	ug/kg	8.6	2.7	1	06/15/21 15:55	06/16/21 04:36	142-28-9	

REPORT OF LABORATORY ANALYSIS

This report shall not be reproduced, except in full,
without the written consent of Pace Analytical Services, LLC.

Pace Analytical Services, LLC
9800 Kincey Ave. Suite 100
Huntersville, NC 28078
(704)875-9092

ANALYTICAL RESULTS

Project: CPC Huntersville/2020-L1-2448
Pace Project No.: 92544080

Sample: BA7(0-2') **Lab ID: 92544080017** Collected: 06/12/21 14:00 Received: 06/14/21 12:30 Matrix: Solid

Results reported on a "dry weight" basis and are adjusted for percent moisture, sample size and any dilutions.

Parameters	Results	Units	Report Limit	MDL	DF	Prepared	Analyzed	CAS No.	Qual
8260D/5035A/5030B Volatiles	Analytical Method: EPA 8260D Preparation Method: EPA 5035A/5030B Pace Analytical Services - Charlotte								
2,2-Dichloropropane	ND	ug/kg	8.6	2.8	1	06/15/21 15:55	06/16/21 04:36	594-20-7	
1,1-Dichloropropene	ND	ug/kg	8.6	4.1	1	06/15/21 15:55	06/16/21 04:36	563-58-6	
cis-1,3-Dichloropropene	ND	ug/kg	8.6	2.4	1	06/15/21 15:55	06/16/21 04:36	10061-01-5	
trans-1,3-Dichloropropene	ND	ug/kg	8.6	3.0	1	06/15/21 15:55	06/16/21 04:36	10061-02-6	
Diisopropyl ether	ND	ug/kg	8.6	2.3	1	06/15/21 15:55	06/16/21 04:36	108-20-3	
Ethylbenzene	**36.7**	ug/kg	8.6	4.0	1	06/15/21 15:55	06/16/21 04:36	100-41-4	
Hexachloro-1,3-butadiene	ND	ug/kg	17.3	14.1	1	06/15/21 15:55	06/16/21 04:36	87-68-3	
2-Hexanone	ND	ug/kg	86.5	8.3	1	06/15/21 15:55	06/16/21 04:36	591-78-6	
Isopropylbenzene (Cumene)	ND	ug/kg	8.6	2.9	1	06/15/21 15:55	06/16/21 04:36	98-82-8	
p-Isopropyltoluene	ND	ug/kg	8.6	4.3	1	06/15/21 15:55	06/16/21 04:36	99-87-6	
Methylene Chloride	ND	ug/kg	34.6	23.7	1	06/15/21 15:55	06/16/21 04:36	75-09-2	
4-Methyl-2-pentanone (MIBK)	ND	ug/kg	86.5	8.3	1	06/15/21 15:55	06/16/21 04:36	108-10-1	
Methyl-tert-butyl ether	ND	ug/kg	8.6	3.2	1	06/15/21 15:55	06/16/21 04:36	1634-04-4	
Naphthalene	ND	ug/kg	8.6	4.5	1	06/15/21 15:55	06/16/21 04:36	91-20-3	
n-Propylbenzene	ND	ug/kg	8.6	3.1	1	06/15/21 15:55	06/16/21 04:36	103-65-1	
Styrene	ND	ug/kg	8.6	2.3	1	06/15/21 15:55	06/16/21 04:36	100-42-5	
1,1,1,2-Tetrachloroethane	ND	ug/kg	8.6	3.3	1	06/15/21 15:55	06/16/21 04:36	630-20-6	
1,1,2,2-Tetrachloroethane	ND	ug/kg	8.6	2.3	1	06/15/21 15:55	06/16/21 04:36	79-34-5	
Tetrachloroethene	ND	ug/kg	8.6	2.7	1	06/15/21 15:55	06/16/21 04:36	127-18-4	
Toluene	**277**	ug/kg	8.6	2.5	1	06/15/21 15:55	06/16/21 04:36	108-88-3	
1,2,3-Trichlorobenzene	ND	ug/kg	8.6	7.0	1	06/15/21 15:55	06/16/21 04:36	87-61-6	
1,2,4-Trichlorobenzene	ND	ug/kg	8.6	7.3	1	06/15/21 15:55	06/16/21 04:36	120-82-1	
1,1,1-Trichloroethane	ND	ug/kg	8.6	4.5	1	06/15/21 15:55	06/16/21 04:36	71-55-6	
1,1,2-Trichloroethane	ND	ug/kg	8.6	2.9	1	06/15/21 15:55	06/16/21 04:36	79-00-5	
Trichloroethene	ND	ug/kg	8.6	2.2	1	06/15/21 15:55	06/16/21 04:36	79-01-6	
Trichlorofluoromethane	ND	ug/kg	8.6	4.8	1	06/15/21 15:55	06/16/21 04:36	75-69-4	
1,2,3-Trichloropropane	ND	ug/kg	8.6	4.4	1	06/15/21 15:55	06/16/21 04:36	96-18-4	
1,2,4-Trimethylbenzene	**28.7**	ug/kg	8.6	2.4	1	06/15/21 15:55	06/16/21 04:36	95-63-6	
1,3,5-Trimethylbenzene	**7.9J**	ug/kg	8.6	2.9	1	06/15/21 15:55	06/16/21 04:36	108-67-8	
Vinyl acetate	ND	ug/kg	86.5	6.3	1	06/15/21 15:55	06/16/21 04:36	108-05-4	
Vinyl chloride	ND	ug/kg	17.3	4.4	1	06/15/21 15:55	06/16/21 04:36	75-01-4	
Xylene (Total)	**189**	ug/kg	17.3	4.9	1	06/15/21 15:55	06/16/21 04:36	1330-20-7	
m&p-Xylene	**142**	ug/kg	17.3	5.9	1	06/15/21 15:55	06/16/21 04:36	179601-23-1	
o-Xylene	**46.5**	ug/kg	8.6	3.8	1	06/15/21 15:55	06/16/21 04:36	95-47-6	
Surrogates									
Toluene-d8 (S)	102	%	70-130		1	06/15/21 15:55	06/16/21 04:36	2037-26-5	
4-Bromofluorobenzene (S)	101	%	69-134		1	06/15/21 15:55	06/16/21 04:36	460-00-4	
1,2-Dichloroethane-d4 (S)	110	%	70-130		1	06/15/21 15:55	06/16/21 04:36	17060-07-0	
Percent Moisture	Analytical Method: SW-846 Pace Analytical Services - Charlotte								
Percent Moisture	**22.4**	%	0.10	0.10	1		06/14/21 15:18		N2

REPORT OF LABORATORY ANALYSIS

This report shall not be reproduced, except in full,
without the written consent of Pace Analytical Services, LLC.

Pace Analytical Services, LLC
9800 Kincey Ave. Suite 100
Huntersville, NC 28078
(704)875-9092

ANALYTICAL RESULTS

Project: CPC Huntersville/2020-L1-2448
Pace Project No.: 92544080

Sample: BA7(10-12') **Lab ID: 92544080018** Collected: 06/12/21 14:05 Received: 06/14/21 12:30 Matrix: Solid

Results reported on a "dry weight" basis and are adjusted for percent moisture, sample size and any dilutions.

Parameters	Results	Units	Report Limit	MDL	DF	Prepared	Analyzed	CAS No.	Qual
VPH NC Soil	Analytical Method: MADEP VPH Preparation Method: MADEP VPH Pace Analytical Services - Charlotte								
Total VPH (C5-C12)	**14300**	mg/kg	161	161	20	06/18/21 13:04	06/24/21 00:41		N2
Aliphatic (C05-C08)	**7690**	mg/kg	161	161	20	06/18/21 13:04	06/24/21 00:41		N2
Aliphatic (C09-C12)	**6630**	mg/kg	161	161	20	06/18/21 13:04	06/24/21 00:41		N2
Aliphatic(C09-C12) Adjusted	**4520**	mg/kg	161	161	20	06/18/21 13:04	06/24/21 00:41		N2
Aromatic (C09-C10)	**2120**	mg/kg	161	161	20	06/18/21 13:04	06/24/21 00:41		N2
Surrogates									
4-Bromofluorobenzene (FID) (S)	115	%	70-130		20	06/18/21 13:04	06/24/21 00:41	460-00-4	
4-Bromofluorobenzene (PID) (S)	95	%	70-130		20	06/18/21 13:04	06/24/21 00:41	460-00-4	
8260D/5035A/5030B Volatiles	Analytical Method: EPA 8260D Preparation Method: EPA 5035A/5030B Pace Analytical Services - Charlotte								
Acetone	**13600**	ug/kg	9340	3000	50	06/15/21 15:55	06/16/21 11:33	67-64-1	
Benzene	**14800**	ug/kg	467	186	50	06/15/21 15:55	06/16/21 11:33	71-43-2	
Bromobenzene	ND	ug/kg	467	152	50	06/15/21 15:55	06/16/21 11:33	108-86-1	
Bromochloromethane	ND	ug/kg	467	138	50	06/15/21 15:55	06/16/21 11:33	74-97-5	
Bromodichloromethane	ND	ug/kg	467	180	50	06/15/21 15:55	06/16/21 11:33	75-27-4	
Bromoform	ND	ug/kg	467	164	50	06/15/21 15:55	06/16/21 11:33	75-25-2	
Bromomethane	ND	ug/kg	934	738	50	06/15/21 15:55	06/16/21 11:33	74-83-9	IK
2-Butanone (MEK)	ND	ug/kg	9340	2240	50	06/15/21 15:55	06/16/21 11:33	78-93-3	
n-Butylbenzene	**18600**	ug/kg	467	220	50	06/15/21 15:55	06/16/21 11:33	104-51-8	
sec-Butylbenzene	ND	ug/kg	467	205	50	06/15/21 15:55	06/16/21 11:33	135-98-8	
tert-Butylbenzene	ND	ug/kg	467	166	50	06/15/21 15:55	06/16/21 11:33	98-06-6	
Carbon tetrachloride	ND	ug/kg	467	175	50	06/15/21 15:55	06/16/21 11:33	56-23-5	
Chlorobenzene	**361J**	ug/kg	467	89.6	50	06/15/21 15:55	06/16/21 11:33	108-90-7	
Chloroethane	ND	ug/kg	934	360	50	06/15/21 15:55	06/16/21 11:33	75-00-3	
Chloroform	ND	ug/kg	467	284	50	06/15/21 15:55	06/16/21 11:33	67-66-3	
Chloromethane	ND	ug/kg	934	392	50	06/15/21 15:55	06/16/21 11:33	74-87-3	
2-Chlorotoluene	ND	ug/kg	467	165	50	06/15/21 15:55	06/16/21 11:33	95-49-8	
4-Chlorotoluene	ND	ug/kg	467	82.6	50	06/15/21 15:55	06/16/21 11:33	106-43-4	
1,2-Dibromo-3-chloropropane	ND	ug/kg	467	181	50	06/15/21 15:55	06/16/21 11:33	96-12-8	
Dibromochloromethane	ND	ug/kg	467	262	50	06/15/21 15:55	06/16/21 11:33	124-48-1	
1,2-Dibromoethane (EDB)	ND	ug/kg	467	205	50	06/15/21 15:55	06/16/21 11:33	106-93-4	
Dibromomethane	ND	ug/kg	467	99.9	50	06/15/21 15:55	06/16/21 11:33	74-95-3	
1,2-Dichlorobenzene	ND	ug/kg	467	168	50	06/15/21 15:55	06/16/21 11:33	95-50-1	
1,3-Dichlorobenzene	ND	ug/kg	467	145	50	06/15/21 15:55	06/16/21 11:33	541-73-1	
1,4-Dichlorobenzene	ND	ug/kg	467	121	50	06/15/21 15:55	06/16/21 11:33	106-46-7	
Dichlorodifluoromethane	ND	ug/kg	934	203	50	06/15/21 15:55	06/16/21 11:33	75-71-8	
1,1-Dichloroethane	ND	ug/kg	467	192	50	06/15/21 15:55	06/16/21 11:33	75-34-3	
1,2-Dichloroethane	ND	ug/kg	467	309	50	06/15/21 15:55	06/16/21 11:33	107-06-2	
1,1-Dichloroethene	ND	ug/kg	467	192	50	06/15/21 15:55	06/16/21 11:33	75-35-4	
cis-1,2-Dichloroethene	ND	ug/kg	467	160	50	06/15/21 15:55	06/16/21 11:33	156-59-2	
trans-1,2-Dichloroethene	ND	ug/kg	467	163	50	06/15/21 15:55	06/16/21 11:33	156-60-5	
1,2-Dichloropropane	ND	ug/kg	467	140	50	06/15/21 15:55	06/16/21 11:33	78-87-5	
1,3-Dichloropropane	ND	ug/kg	467	146	50	06/15/21 15:55	06/16/21 11:33	142-28-9	

REPORT OF LABORATORY ANALYSIS

This report shall not be reproduced, except in full,
without the written consent of Pace Analytical Services, LLC.

Pace Analytical Services, LLC
9800 Kincey Ave. Suite 100
Huntersville, NC 28078
(704)875-9092

ANALYTICAL RESULTS

Project: CPC Huntersville/2020-L1-2448
Pace Project No.: 92544080

Sample: BA7(10-12') **Lab ID: 92544080018** Collected: 06/12/21 14:05 Received: 06/14/21 12:30 Matrix: Solid

Results reported on a "dry weight" basis and are adjusted for percent moisture, sample size and any dilutions.

Parameters	Results	Units	Report Limit	MDL	DF	Prepared	Analyzed	CAS No.	Qual
8260D/5035A/5030B Volatiles	Analytical Method: EPA 8260D Preparation Method: EPA 5035A/5030B Pace Analytical Services - Charlotte								
2,2-Dichloropropane	ND	ug/kg	467	152	50	06/15/21 15:55	06/16/21 11:33	594-20-7	
1,1-Dichloropropene	ND	ug/kg	467	224	50	06/15/21 15:55	06/16/21 11:33	563-58-6	
cis-1,3-Dichloropropene	ND	ug/kg	467	127	50	06/15/21 15:55	06/16/21 11:33	10061-01-5	
trans-1,3-Dichloropropene	ND	ug/kg	467	161	50	06/15/21 15:55	06/16/21 11:33	10061-02-6	
Diisopropyl ether	ND	ug/kg	467	126	50	06/15/21 15:55	06/16/21 11:33	108-20-3	
Ethylbenzene	**169000**	ug/kg	467	218	50	06/15/21 15:55	06/16/21 11:33	100-41-4	
Hexachloro-1,3-butadiene	ND	ug/kg	934	764	50	06/15/21 15:55	06/16/21 11:33	87-68-3	
2-Hexanone	ND	ug/kg	4670	450	50	06/15/21 15:55	06/16/21 11:33	591-78-6	
Isopropylbenzene (Cumene)	**15400**	ug/kg	467	159	50	06/15/21 15:55	06/16/21 11:33	98-82-8	
p-Isopropyltoluene	**14400**	ug/kg	467	230	50	06/15/21 15:55	06/16/21 11:33	99-87-6	
Methylene Chloride	ND	ug/kg	1870	1280	50	06/15/21 15:55	06/16/21 11:33	75-09-2	
4-Methyl-2-pentanone (MIBK)	ND	ug/kg	4670	450	50	06/15/21 15:55	06/16/21 11:33	108-10-1	
Methyl-tert-butyl ether	ND	ug/kg	467	175	50	06/15/21 15:55	06/16/21 11:33	1634-04-4	
Naphthalene	**36100**	ug/kg	467	246	50	06/15/21 15:55	06/16/21 11:33	91-20-3	
n-Propylbenzene	ND	ug/kg	467	166	50	06/15/21 15:55	06/16/21 11:33	103-65-1	
Styrene	ND	ug/kg	467	123	50	06/15/21 15:55	06/16/21 11:33	100-42-5	
1,1,1,2-Tetrachloroethane	ND	ug/kg	467	179	50	06/15/21 15:55	06/16/21 11:33	630-20-6	
1,1,2,2-Tetrachloroethane	ND	ug/kg	467	123	50	06/15/21 15:55	06/16/21 11:33	79-34-5	
Tetrachloroethene	ND	ug/kg	467	148	50	06/15/21 15:55	06/16/21 11:33	127-18-4	
Toluene	**439000**	ug/kg	467	133	50	06/15/21 15:55	06/16/21 11:33	108-88-3	
1,2,3-Trichlorobenzene	ND	ug/kg	467	377	50	06/15/21 15:55	06/16/21 11:33	87-61-6	
1,2,4-Trichlorobenzene	ND	ug/kg	467	392	50	06/15/21 15:55	06/16/21 11:33	120-82-1	
1,1,1-Trichloroethane	ND	ug/kg	467	243	50	06/15/21 15:55	06/16/21 11:33	71-55-6	
1,1,2-Trichloroethane	ND	ug/kg	467	155	50	06/15/21 15:55	06/16/21 11:33	79-00-5	
Trichloroethene	ND	ug/kg	467	120	50	06/15/21 15:55	06/16/21 11:33	79-01-6	
Trichlorofluoromethane	ND	ug/kg	467	257	50	06/15/21 15:55	06/16/21 11:33	75-69-4	
1,2,3-Trichloropropane	ND	ug/kg	467	236	50	06/15/21 15:55	06/16/21 11:33	96-18-4	
1,2,4-Trimethylbenzene	**350000**	ug/kg	467	128	50	06/15/21 15:55	06/16/21 11:33	95-63-6	
1,3,5-Trimethylbenzene	**107000**	ug/kg	467	157	50	06/15/21 15:55	06/16/21 11:33	108-67-8	
Vinyl acetate	ND	ug/kg	4670	340	50	06/15/21 15:55	06/16/21 11:33	108-05-4	
Vinyl chloride	ND	ug/kg	934	237	50	06/15/21 15:55	06/16/21 11:33	75-01-4	
Xylene (Total)	**873000**	ug/kg	934	266	50	06/15/21 15:55	06/16/21 11:33	1330-20-7	
m&p-Xylene	**629000**	ug/kg	934	319	50	06/15/21 15:55	06/16/21 11:33	179601-23-1	
o-Xylene	**244000**	ug/kg	467	206	50	06/15/21 15:55	06/16/21 11:33	95-47-6	
Surrogates									
Toluene-d8 (S)	99	%	70-130		50	06/15/21 15:55	06/16/21 11:33	2037-26-5	
4-Bromofluorobenzene (S)	102	%	69-134		50	06/15/21 15:55	06/16/21 11:33	460-00-4	
1,2-Dichloroethane-d4 (S)	111	%	70-130		50	06/15/21 15:55	06/16/21 11:33	17060-07-0	
Percent Moisture	Analytical Method: SW-846 Pace Analytical Services - Charlotte								
Percent Moisture	**18.7**	%	0.10	0.10	1		06/14/21 15:19		N2

REPORT OF LABORATORY ANALYSIS

This report shall not be reproduced, except in full,
without the written consent of Pace Analytical Services, LLC.

Pace Analytical Services, LLC
9800 Kincey Ave. Suite 100
Huntersville, NC 28078
(704)875-9092

ANALYTICAL RESULTS

Project: CPC Huntersville/2020-L1-2448
Pace Project No.: 92544080

Sample: BA6 (0-2') **Lab ID: 92544080019** Collected: 06/12/21 15:30 Received: 06/14/21 12:30 Matrix: Solid

Results reported on a "dry weight" basis and are adjusted for percent moisture, sample size and any dilutions.

Parameters	Results	Units	Report Limit	MDL	DF	Prepared	Analyzed	CAS No.	Qual
VPH NC Soil	Analytical Method: MADEP VPH Preparation Method: MADEP VPH Pace Analytical Services - Charlotte								
Total VPH (C5-C12)	**16.9**	mg/kg	4.6	4.6	1	06/17/21 13:25	06/17/21 17:53		N2
Aliphatic (C05-C08)	**9.0**	mg/kg	4.6	4.6	1	06/17/21 13:25	06/17/21 17:53		N2
Aliphatic (C09-C12)	**7.9**	mg/kg	4.6	4.6	1	06/17/21 13:25	06/17/21 17:53		N2
Aliphatic(C09-C12) Adjusted	**6.9**	mg/kg	4.6	4.6	1	06/17/21 13:25	06/17/21 17:53		N2
Aromatic (C09-C10)	ND	mg/kg	4.6	4.6	1	06/17/21 13:25	06/17/21 17:53		N2
Surrogates									
4-Bromofluorobenzene (FID) (S)	111	%	70-130		1	06/17/21 13:25	06/17/21 17:53	460-00-4	
4-Bromofluorobenzene (PID) (S)	107	%	70-130		1	06/17/21 13:25	06/17/21 17:53	460-00-4	
8260D/5035A/5030B Volatiles	Analytical Method: EPA 8260D Preparation Method: EPA 5035A/5030B Pace Analytical Services - Charlotte								
Acetone	ND	ug/kg	180	57.7	1	06/15/21 15:55	06/16/21 04:54	67-64-1	
Benzene	ND	ug/kg	9.0	3.6	1	06/15/21 15:55	06/16/21 04:54	71-43-2	
Bromobenzene	ND	ug/kg	9.0	2.9	1	06/15/21 15:55	06/16/21 04:54	108-86-1	
Bromochloromethane	ND	ug/kg	9.0	2.7	1	06/15/21 15:55	06/16/21 04:54	74-97-5	
Bromodichloromethane	ND	ug/kg	9.0	3.5	1	06/15/21 15:55	06/16/21 04:54	75-27-4	
Bromoform	ND	ug/kg	9.0	3.2	1	06/15/21 15:55	06/16/21 04:54	75-25-2	
Bromomethane	ND	ug/kg	18.0	14.2	1	06/15/21 15:55	06/16/21 04:54	74-83-9	IK
2-Butanone (MEK)	ND	ug/kg	180	43.2	1	06/15/21 15:55	06/16/21 04:54	78-93-3	
n-Butylbenzene	ND	ug/kg	9.0	4.2	1	06/15/21 15:55	06/16/21 04:54	104-51-8	
sec-Butylbenzene	ND	ug/kg	9.0	4.0	1	06/15/21 15:55	06/16/21 04:54	135-98-8	
tert-Butylbenzene	ND	ug/kg	9.0	3.2	1	06/15/21 15:55	06/16/21 04:54	98-06-6	
Carbon tetrachloride	ND	ug/kg	9.0	3.4	1	06/15/21 15:55	06/16/21 04:54	56-23-5	
Chlorobenzene	ND	ug/kg	9.0	1.7	1	06/15/21 15:55	06/16/21 04:54	108-90-7	
Chloroethane	ND	ug/kg	18.0	6.9	1	06/15/21 15:55	06/16/21 04:54	75-00-3	
Chloroform	ND	ug/kg	9.0	5.5	1	06/15/21 15:55	06/16/21 04:54	67-66-3	
Chloromethane	ND	ug/kg	18.0	7.6	1	06/15/21 15:55	06/16/21 04:54	74-87-3	
2-Chlorotoluene	ND	ug/kg	9.0	3.2	1	06/15/21 15:55	06/16/21 04:54	95-49-8	
4-Chlorotoluene	ND	ug/kg	9.0	1.6	1	06/15/21 15:55	06/16/21 04:54	106-43-4	
1,2-Dibromo-3-chloropropane	ND	ug/kg	9.0	3.5	1	06/15/21 15:55	06/16/21 04:54	96-12-8	
Dibromochloromethane	ND	ug/kg	9.0	5.1	1	06/15/21 15:55	06/16/21 04:54	124-48-1	
1,2-Dibromoethane (EDB)	ND	ug/kg	9.0	4.0	1	06/15/21 15:55	06/16/21 04:54	106-93-4	
Dibromomethane	ND	ug/kg	9.0	1.9	1	06/15/21 15:55	06/16/21 04:54	74-95-3	
1,2-Dichlorobenzene	ND	ug/kg	9.0	3.2	1	06/15/21 15:55	06/16/21 04:54	95-50-1	
1,3-Dichlorobenzene	ND	ug/kg	9.0	2.8	1	06/15/21 15:55	06/16/21 04:54	541-73-1	
1,4-Dichlorobenzene	ND	ug/kg	9.0	2.3	1	06/15/21 15:55	06/16/21 04:54	106-46-7	
Dichlorodifluoromethane	ND	ug/kg	18.0	3.9	1	06/15/21 15:55	06/16/21 04:54	75-71-8	
1,1-Dichloroethane	ND	ug/kg	9.0	3.7	1	06/15/21 15:55	06/16/21 04:54	75-34-3	
1,2-Dichloroethane	ND	ug/kg	9.0	6.0	1	06/15/21 15:55	06/16/21 04:54	107-06-2	
1,1-Dichloroethene	ND	ug/kg	9.0	3.7	1	06/15/21 15:55	06/16/21 04:54	75-35-4	
cis-1,2-Dichloroethene	ND	ug/kg	9.0	3.1	1	06/15/21 15:55	06/16/21 04:54	156-59-2	
trans-1,2-Dichloroethene	ND	ug/kg	9.0	3.1	1	06/15/21 15:55	06/16/21 04:54	156-60-5	
1,2-Dichloropropane	ND	ug/kg	9.0	2.7	1	06/15/21 15:55	06/16/21 04:54	78-87-5	
1,3-Dichloropropane	ND	ug/kg	9.0	2.8	1	06/15/21 15:55	06/16/21 04:54	142-28-9	

REPORT OF LABORATORY ANALYSIS

This report shall not be reproduced, except in full,
without the written consent of Pace Analytical Services, LLC.

Pace Analytical Services, LLC
9800 Kincey Ave. Suite 100
Huntersville, NC 28078
(704)875-9092

ANALYTICAL RESULTS

Project: CPC Huntersville/2020-L1-2448
Pace Project No.: 92544080

Sample: BA6 (0-2') **Lab ID: 92544080019** Collected: 06/12/21 15:30 Received: 06/14/21 12:30 Matrix: Solid

Results reported on a "dry weight" basis and are adjusted for percent moisture, sample size and any dilutions.

Parameters	Results	Units	Report Limit	MDL	DF	Prepared	Analyzed	CAS No.	Qual
8260D/5035A/5030B Volatiles	Analytical Method: EPA 8260D Preparation Method: EPA 5035A/5030B Pace Analytical Services - Charlotte								
2,2-Dichloropropane	ND	ug/kg	9.0	2.9	1	06/15/21 15:55	06/16/21 04:54	594-20-7	
1,1-Dichloropropene	ND	ug/kg	9.0	4.3	1	06/15/21 15:55	06/16/21 04:54	563-58-6	
cis-1,3-Dichloropropene	ND	ug/kg	9.0	2.4	1	06/15/21 15:55	06/16/21 04:54	10061-01-5	
trans-1,3-Dichloropropene	ND	ug/kg	9.0	3.1	1	06/15/21 15:55	06/16/21 04:54	10061-02-6	
Diisopropyl ether	ND	ug/kg	9.0	2.4	1	06/15/21 15:55	06/16/21 04:54	108-20-3	
Ethylbenzene	ND	ug/kg	9.0	4.2	1	06/15/21 15:55	06/16/21 04:54	100-41-4	
Hexachloro-1,3-butadiene	ND	ug/kg	18.0	14.7	1	06/15/21 15:55	06/16/21 04:54	87-68-3	
2-Hexanone	ND	ug/kg	89.9	8.7	1	06/15/21 15:55	06/16/21 04:54	591-78-6	
Isopropylbenzene (Cumene)	ND	ug/kg	9.0	3.1	1	06/15/21 15:55	06/16/21 04:54	98-82-8	
p-Isopropyltoluene	ND	ug/kg	9.0	4.4	1	06/15/21 15:55	06/16/21 04:54	99-87-6	
Methylene Chloride	ND	ug/kg	36.0	24.6	1	06/15/21 15:55	06/16/21 04:54	75-09-2	
4-Methyl-2-pentanone (MIBK)	ND	ug/kg	89.9	8.7	1	06/15/21 15:55	06/16/21 04:54	108-10-1	
Methyl-tert-butyl ether	ND	ug/kg	9.0	3.4	1	06/15/21 15:55	06/16/21 04:54	1634-04-4	
Naphthalene	ND	ug/kg	9.0	4.7	1	06/15/21 15:55	06/16/21 04:54	91-20-3	
n-Propylbenzene	ND	ug/kg	9.0	3.2	1	06/15/21 15:55	06/16/21 04:54	103-65-1	
Styrene	ND	ug/kg	9.0	2.4	1	06/15/21 15:55	06/16/21 04:54	100-42-5	
1,1,1,2-Tetrachloroethane	ND	ug/kg	9.0	3.5	1	06/15/21 15:55	06/16/21 04:54	630-20-6	
1,1,2,2-Tetrachloroethane	ND	ug/kg	9.0	2.4	1	06/15/21 15:55	06/16/21 04:54	79-34-5	
Tetrachloroethene	ND	ug/kg	9.0	2.8	1	06/15/21 15:55	06/16/21 04:54	127-18-4	
Toluene	**10.4**	ug/kg	9.0	2.6	1	06/15/21 15:55	06/16/21 04:54	108-88-3	C7
1,2,3-Trichlorobenzene	ND	ug/kg	9.0	7.3	1	06/15/21 15:55	06/16/21 04:54	87-61-6	
1,2,4-Trichlorobenzene	ND	ug/kg	9.0	7.6	1	06/15/21 15:55	06/16/21 04:54	120-82-1	
1,1,1-Trichloroethane	ND	ug/kg	9.0	4.7	1	06/15/21 15:55	06/16/21 04:54	71-55-6	
1,1,2-Trichloroethane	ND	ug/kg	9.0	3.0	1	06/15/21 15:55	06/16/21 04:54	79-00-5	
Trichloroethene	ND	ug/kg	9.0	2.3	1	06/15/21 15:55	06/16/21 04:54	79-01-6	
Trichlorofluoromethane	ND	ug/kg	9.0	4.9	1	06/15/21 15:55	06/16/21 04:54	75-69-4	
1,2,3-Trichloropropane	ND	ug/kg	9.0	4.5	1	06/15/21 15:55	06/16/21 04:54	96-18-4	
1,2,4-Trimethylbenzene	ND	ug/kg	9.0	2.5	1	06/15/21 15:55	06/16/21 04:54	95-63-6	
1,3,5-Trimethylbenzene	ND	ug/kg	9.0	3.0	1	06/15/21 15:55	06/16/21 04:54	108-67-8	
Vinyl acetate	ND	ug/kg	89.9	6.5	1	06/15/21 15:55	06/16/21 04:54	108-05-4	
Vinyl chloride	ND	ug/kg	18.0	4.6	1	06/15/21 15:55	06/16/21 04:54	75-01-4	
Xylene (Total)	ND	ug/kg	18.0	5.1	1	06/15/21 15:55	06/16/21 04:54	1330-20-7	
m&p-Xylene	ND	ug/kg	18.0	6.2	1	06/15/21 15:55	06/16/21 04:54	179601-23-1	
o-Xylene	ND	ug/kg	9.0	4.0	1	06/15/21 15:55	06/16/21 04:54	95-47-6	
Surrogates									
Toluene-d8 (S)	101	%	70-130		1	06/15/21 15:55	06/16/21 04:54	2037-26-5	
4-Bromofluorobenzene (S)	101	%	69-134		1	06/15/21 15:55	06/16/21 04:54	460-00-4	
1,2-Dichloroethane-d4 (S)	111	%	70-130		1	06/15/21 15:55	06/16/21 04:54	17060-07-0	
Percent Moisture	Analytical Method: SW-846 Pace Analytical Services - Charlotte								
Percent Moisture	**24.0**	%	0.10	0.10	1		06/14/21 15:19		N2

REPORT OF LABORATORY ANALYSIS

This report shall not be reproduced, except in full,
without the written consent of Pace Analytical Services, LLC.

Pace Analytical Services, LLC
9800 Kincey Ave. Suite 100
Huntersville, NC 28078
(704)875-9092

ANALYTICAL RESULTS

Project: CPC Huntersville/2020-L1-2448
Pace Project No.: 92544080

Sample: BA6 (8-10') **Lab ID: 92544080020** Collected: 06/12/21 15:35 Received: 06/14/21 12:30 Matrix: Solid

Results reported on a "dry weight" basis and are adjusted for percent moisture, sample size and any dilutions.

Parameters	Results	Units	Report Limit	MDL	DF	Prepared	Analyzed	CAS No.	Qual
VPH NC Soil	Analytical Method: MADEP VPH Preparation Method: MADEP VPH Pace Analytical Services - Charlotte								
Total VPH (C5-C12)	**51500**	mg/kg	499	499	100	06/25/21 14:12	06/26/21 06:04		N2
Aliphatic (C05-C08)	**33000**	mg/kg	499	499	100	06/25/21 14:12	06/26/21 06:04		N2
Aliphatic (C09-C12)	**18500**	mg/kg	499	499	100	06/25/21 14:12	06/26/21 06:04		N2
Aliphatic(C09-C12) Adjusted	**12900**	mg/kg	499	499	100	06/25/21 14:12	06/26/21 06:04		N2
Aromatic (C09-C10)	**5610**	mg/kg	499	499	100	06/25/21 14:12	06/26/21 06:04		N2
Surrogates									
4-Bromofluorobenzene (FID) (S)	105	%	70-130		100	06/25/21 14:12	06/26/21 06:04	460-00-4	
4-Bromofluorobenzene (PID) (S)	99	%	70-130		100	06/25/21 14:12	06/26/21 06:04	460-00-4	
8260D/5035A/5030B Volatiles	Analytical Method: EPA 8260D Preparation Method: EPA 5035A/5030B Pace Analytical Services - Charlotte								
Acetone	**26600J**	ug/kg	30800	9900	200	06/16/21 13:44	06/16/21 19:38	67-64-1	
Benzene	**53500**	ug/kg	1540	614	200	06/16/21 13:44	06/16/21 19:38	71-43-2	
Bromobenzene	ND	ug/kg	1540	503	200	06/16/21 13:44	06/16/21 19:38	108-86-1	
Bromochloromethane	ND	ug/kg	1540	456	200	06/16/21 13:44	06/16/21 19:38	74-97-5	
Bromodichloromethane	ND	ug/kg	1540	595	200	06/16/21 13:44	06/16/21 19:38	75-27-4	
Bromoform	ND	ug/kg	1540	543	200	06/16/21 13:44	06/16/21 19:38	75-25-2	
Bromomethane	ND	ug/kg	3080	2440	200	06/16/21 13:44	06/16/21 19:38	74-83-9	IK,L1
2-Butanone (MEK)	ND	ug/kg	30800	7400	200	06/16/21 13:44	06/16/21 19:38	78-93-3	
n-Butylbenzene	**26500**	ug/kg	1540	728	200	06/16/21 13:44	06/16/21 19:38	104-51-8	
sec-Butylbenzene	ND	ug/kg	1540	678	200	06/16/21 13:44	06/16/21 19:38	135-98-8	
tert-Butylbenzene	ND	ug/kg	1540	549	200	06/16/21 13:44	06/16/21 19:38	98-06-6	
Carbon tetrachloride	ND	ug/kg	1540	577	200	06/16/21 13:44	06/16/21 19:38	56-23-5	
Chlorobenzene	ND	ug/kg	1540	296	200	06/16/21 13:44	06/16/21 19:38	108-90-7	
Chloroethane	ND	ug/kg	3080	1190	200	06/16/21 13:44	06/16/21 19:38	75-00-3	
Chloroform	ND	ug/kg	1540	938	200	06/16/21 13:44	06/16/21 19:38	67-66-3	
Chloromethane	ND	ug/kg	3080	1300	200	06/16/21 13:44	06/16/21 19:38	74-87-3	
2-Chlorotoluene	ND	ug/kg	1540	546	200	06/16/21 13:44	06/16/21 19:38	95-49-8	
4-Chlorotoluene	ND	ug/kg	1540	273	200	06/16/21 13:44	06/16/21 19:38	106-43-4	
1,2-Dibromo-3-chloropropane	ND	ug/kg	1540	598	200	06/16/21 13:44	06/16/21 19:38	96-12-8	
Dibromochloromethane	ND	ug/kg	1540	867	200	06/16/21 13:44	06/16/21 19:38	124-48-1	
1,2-Dibromoethane (EDB)	ND	ug/kg	1540	678	200	06/16/21 13:44	06/16/21 19:38	106-93-4	
Dibromomethane	ND	ug/kg	1540	330	200	06/16/21 13:44	06/16/21 19:38	74-95-3	
1,2-Dichlorobenzene	ND	ug/kg	1540	555	200	06/16/21 13:44	06/16/21 19:38	95-50-1	
1,3-Dichlorobenzene	ND	ug/kg	1540	478	200	06/16/21 13:44	06/16/21 19:38	541-73-1	
1,4-Dichlorobenzene	ND	ug/kg	1540	401	200	06/16/21 13:44	06/16/21 19:38	106-46-7	
Dichlorodifluoromethane	ND	ug/kg	3080	669	200	06/16/21 13:44	06/16/21 19:38	75-71-8	v2
1,1-Dichloroethane	ND	ug/kg	1540	635	200	06/16/21 13:44	06/16/21 19:38	75-34-3	
1,2-Dichloroethane	ND	ug/kg	1540	1020	200	06/16/21 13:44	06/16/21 19:38	107-06-2	
1,1-Dichloroethene	ND	ug/kg	1540	635	200	06/16/21 13:44	06/16/21 19:38	75-35-4	
cis-1,2-Dichloroethene	ND	ug/kg	1540	527	200	06/16/21 13:44	06/16/21 19:38	156-59-2	
trans-1,2-Dichloroethene	ND	ug/kg	1540	540	200	06/16/21 13:44	06/16/21 19:38	156-60-5	
1,2-Dichloropropane	ND	ug/kg	1540	463	200	06/16/21 13:44	06/16/21 19:38	78-87-5	
1,3-Dichloropropane	ND	ug/kg	1540	481	200	06/16/21 13:44	06/16/21 19:38	142-28-9	

REPORT OF LABORATORY ANALYSIS

This report shall not be reproduced, except in full,
without the written consent of Pace Analytical Services, LLC.

Pace Analytical Services, LLC
9800 Kincey Ave. Suite 100
Huntersville, NC 28078
(704)875-9092

ANALYTICAL RESULTS

Project: CPC Huntersville/2020-L1-2448
Pace Project No.: 92544080

Sample: BA6 (8-10') **Lab ID: 92544080020** Collected: 06/12/21 15:35 Received: 06/14/21 12:30 Matrix: Solid

Results reported on a "dry weight" basis and are adjusted for percent moisture, sample size and any dilutions.

Parameters	Results	Units	Report Limit	MDL	DF	Prepared	Analyzed	CAS No.	Qual
8260D/5035A/5030B Volatiles	Analytical Method: EPA 8260D Preparation Method: EPA 5035A/5030B Pace Analytical Services - Charlotte								
2,2-Dichloropropane	ND	ug/kg	1540	503	200	06/16/21 13:44	06/16/21 19:38	594-20-7	
1,1-Dichloropropene	ND	ug/kg	1540	740	200	06/16/21 13:44	06/16/21 19:38	563-58-6	
cis-1,3-Dichloropropene	ND	ug/kg	1540	419	200	06/16/21 13:44	06/16/21 19:38	10061-01-5	
trans-1,3-Dichloropropene	ND	ug/kg	1540	530	200	06/16/21 13:44	06/16/21 19:38	10061-02-6	
Diisopropyl ether	ND	ug/kg	1540	416	200	06/16/21 13:44	06/16/21 19:38	108-20-3	
Ethylbenzene	**340000**	ug/kg	1540	719	200	06/16/21 13:44	06/16/21 19:38	100-41-4	
Hexachloro-1,3-butadiene	ND	ug/kg	3080	2520	200	06/16/21 13:44	06/16/21 19:38	87-68-3	
2-Hexanone	ND	ug/kg	15400	1490	200	06/16/21 13:44	06/16/21 19:38	591-78-6	
Isopropylbenzene (Cumene)	**29500**	ug/kg	1540	524	200	06/16/21 13:44	06/16/21 19:38	98-82-8	
p-Isopropyltoluene	**25200**	ug/kg	1540	759	200	06/16/21 13:44	06/16/21 19:38	99-87-6	
Methylene Chloride	ND	ug/kg	6170	4230	200	06/16/21 13:44	06/16/21 19:38	75-09-2	
4-Methyl-2-pentanone (MIBK)	ND	ug/kg	15400	1490	200	06/16/21 13:44	06/16/21 19:38	108-10-1	
Methyl-tert-butyl ether	ND	ug/kg	1540	577	200	06/16/21 13:44	06/16/21 19:38	1634-04-4	
Naphthalene	**54100**	ug/kg	1540	811	200	06/16/21 13:44	06/16/21 19:38	91-20-3	
n-Propylbenzene	ND	ug/kg	1540	549	200	06/16/21 13:44	06/16/21 19:38	103-65-1	M1
Styrene	ND	ug/kg	1540	407	200	06/16/21 13:44	06/16/21 19:38	100-42-5	
1,1,1,2-Tetrachloroethane	ND	ug/kg	1540	592	200	06/16/21 13:44	06/16/21 19:38	630-20-6	
1,1,2,2-Tetrachloroethane	ND	ug/kg	1540	407	200	06/16/21 13:44	06/16/21 19:38	79-34-5	
Tetrachloroethene	**29600**	ug/kg	1540	487	200	06/16/21 13:44	06/16/21 19:38	127-18-4	
Toluene	**1020000**	ug/kg	1540	438	200	06/16/21 13:44	06/16/21 19:38	108-88-3	
1,2,3-Trichlorobenzene	ND	ug/kg	1540	1250	200	06/16/21 13:44	06/16/21 19:38	87-61-6	
1,2,4-Trichlorobenzene	ND	ug/kg	1540	1300	200	06/16/21 13:44	06/16/21 19:38	120-82-1	
1,1,1-Trichloroethane	ND	ug/kg	1540	802	200	06/16/21 13:44	06/16/21 19:38	71-55-6	
1,1,2-Trichloroethane	ND	ug/kg	1540	512	200	06/16/21 13:44	06/16/21 19:38	79-00-5	
Trichloroethene	ND	ug/kg	1540	398	200	06/16/21 13:44	06/16/21 19:38	79-01-6	
Trichlorofluoromethane	ND	ug/kg	1540	848	200	06/16/21 13:44	06/16/21 19:38	75-69-4	
1,2,3-Trichloropropane	ND	ug/kg	1540	780	200	06/16/21 13:44	06/16/21 19:38	96-18-4	
1,2,4-Trimethylbenzene	**563000**	ug/kg	1540	423	200	06/16/21 13:44	06/16/21 19:38	95-63-6	
1,3,5-Trimethylbenzene	**162000**	ug/kg	1540	518	200	06/16/21 13:44	06/16/21 19:38	108-67-8	
Vinyl acetate	ND	ug/kg	15400	1120	200	06/16/21 13:44	06/16/21 19:38	108-05-4	
Vinyl chloride	ND	ug/kg	3080	783	200	06/16/21 13:44	06/16/21 19:38	75-01-4	
Xylene (Total)	**1780000**	ug/kg	3080	879	200	06/16/21 13:44	06/16/21 19:38	1330-20-7	
m&p-Xylene	**1270000**	ug/kg	3080	1050	200	06/16/21 13:44	06/16/21 19:38	179601-23-1	
o-Xylene	**501000**	ug/kg	1540	682	200	06/16/21 13:44	06/16/21 19:38	95-47-6	
Surrogates									
Toluene-d8 (S)	100	%	70-130		200	06/16/21 13:44	06/16/21 19:38	2037-26-5	
4-Bromofluorobenzene (S)	102	%	69-134		200	06/16/21 13:44	06/16/21 19:38	460-00-4	
1,2-Dichloroethane-d4 (S)	110	%	70-130		200	06/16/21 13:44	06/16/21 19:38	17060-07-0	
Percent Moisture	Analytical Method: SW-846 Pace Analytical Services - Charlotte								
Percent Moisture	**11.9**	%	0.10	0.10	1		06/14/21 15:19		N2

REPORT OF LABORATORY ANALYSIS

This report shall not be reproduced, except in full,
without the written consent of Pace Analytical Services, LLC.

Pace Analytical Services, LLC
9800 Kincey Ave. Suite 100
Huntersville, NC 28078
(704)875-9092

QUALITY CONTROL DATA

Project: CPC Huntersville/2020-L1-2448
Pace Project No.: 92544080

QC Batch: 627162
QC Batch Method: MADEP VPH
Analysis Method: MADEP VPH
Analysis Description: VPH NC Soil
Laboratory: Pace Analytical Services - Charlotte
Associated Lab Samples: 92544080001

METHOD BLANK: 3297126 Matrix: Solid
Associated Lab Samples: 92544080001

Parameter	Units	Blank Result	Reporting Limit	MDL	Analyzed	Qualifiers
Aliphatic (C05-C08)	mg/kg	ND	2.5	2.5	06/15/21 15:10	N2
Aliphatic (C09-C12)	mg/kg	ND	2.5	2.5	06/15/21 15:10	N2
Aromatic (C09-C10)	mg/kg	ND	2.5	2.5	06/15/21 15:10	N2
4-Bromofluorobenzene (FID) (S)	%	103	70-130		06/15/21 15:10	
4-Bromofluorobenzene (PID) (S)	%	101	70-130		06/15/21 15:10	

LABORATORY CONTROL SAMPLE & LCSD: 3297127 3297128

Parameter	Units	Spike Conc.	LCS Result	LCSD Result	LCS % Rec	LCSD % Rec	% Rec Limits	RPD	Max RPD	Qualifiers
Aliphatic (C05-C08)	mg/kg	15.1	13.0	13.0	86	86	70-130	1	25	N2
Aliphatic (C09-C12)	mg/kg	15.1	17.1	19.2	113	127	70-130	12	25	N2
Aromatic (C09-C10)	mg/kg	5	5.4	5.9	108	117	70-130	8	25	N2
4-Bromofluorobenzene (FID) (S)	%				101	113	70-130			
4-Bromofluorobenzene (PID) (S)	%				97	107	70-130			

Results presented on this page are in the units indicated by the "Units" column except where an alternate unit is presented to the right of the result.

REPORT OF LABORATORY ANALYSIS

This report shall not be reproduced, except in full,
without the written consent of Pace Analytical Services, LLC.

Pace Analytical Services, LLC
9800 Kincey Ave. Suite 100
Huntersville, NC 28078
(704)875-9092

QUALITY CONTROL DATA

Project: CPC Huntersville/2020-L1-2448
Pace Project No.: 92544080

QC Batch: 627210 | Analysis Method: MADEP VPH
QC Batch Method: MADEP VPH | Analysis Description: VPH NC Soil
Laboratory: Pace Analytical Services - Charlotte

Associated Lab Samples: 92544080002, 92544080003, 92544080004, 92544080005, 92544080006, 92544080007, 92544080008, 92544080009, 92544080010, 92544080011, 92544080012, 92544080013

METHOD BLANK: 3297414 Matrix: Solid

Associated Lab Samples: 92544080002, 92544080003, 92544080004, 92544080005, 92544080006, 92544080007, 92544080008, 92544080009, 92544080010, 92544080011, 92544080012, 92544080013

Parameter	Units	Blank Result	Reporting Limit	MDL	Analyzed	Qualifiers
Aliphatic (C05-C08)	mg/kg	ND	2.5	2.5	06/16/21 16:30	N2
Aliphatic (C09-C12)	mg/kg	ND	2.5	2.5	06/16/21 16:30	N2
Aromatic (C09-C10)	mg/kg	ND	2.5	2.5	06/16/21 16:30	N2
4-Bromofluorobenzene (FID) (S)	%	105	70-130		06/16/21 16:30	
4-Bromofluorobenzene (PID) (S)	%	104	70-130		06/16/21 16:30	

LABORATORY CONTROL SAMPLE & LCSD: 3297415 3297416

Parameter	Units	Spike Conc.	LCS Result	LCSD Result	LCS % Rec	LCSD % Rec	% Rec Limits	RPD	Max RPD	Qualifiers
Aliphatic (C05-C08)	mg/kg	15.1	13.8	13.7	91	91	70-130	0	25	N2
Aliphatic (C09-C12)	mg/kg	15.1	18.5	17.9	122	118	70-130	3	25	N2
Aromatic (C09-C10)	mg/kg	5	5.8	5.6	114	112	70-130	2	25	N2
4-Bromofluorobenzene (FID) (S)	%				105	108	70-130			
4-Bromofluorobenzene (PID) (S)	%				101	103	70-130			

Results presented on this page are in the units indicated by the "Units" column except where an alternate unit is presented to the right of the result.

REPORT OF LABORATORY ANALYSIS

This report shall not be reproduced, except in full,
without the written consent of Pace Analytical Services, LLC.

Pace Analytical Services, LLC
9800 Kincey Ave. Suite 100
Huntersville, NC 28078
(704)875-9092

QUALITY CONTROL DATA

Project: CPC Huntersville/2020-L1-2448
Pace Project No.: 92544080

QC Batch: 627893 Analysis Method: MADEP VPH
QC Batch Method: MADEP VPH Analysis Description: VPH NC Soil
Laboratory: Pace Analytical Services - Charlotte
Associated Lab Samples: 92544080014, 92544080015, 92544080016, 92544080017, 92544080019

METHOD BLANK: 3300780 Matrix: Solid
Associated Lab Samples: 92544080014, 92544080015, 92544080016, 92544080017, 92544080019

Parameter	Units	Blank Result	Reporting Limit	MDL	Analyzed	Qualifiers
Aliphatic (C05-C08)	mg/kg	ND	2.5	2.5	06/17/21 15:59	N2
Aliphatic (C09-C12)	mg/kg	ND	2.5	2.5	06/17/21 15:59	N2
Aromatic (C09-C10)	mg/kg	ND	2.5	2.5	06/17/21 15:59	N2
4-Bromofluorobenzene (FID) (S)	%	117	70-130		06/17/21 15:59	
4-Bromofluorobenzene (PID) (S)	%	113	70-130		06/17/21 15:59	

LABORATORY CONTROL SAMPLE & LCSD: 3300781 3300782

Parameter	Units	Spike Conc.	LCS Result	LCSD Result	LCS % Rec	LCSD % Rec	% Rec Limits	RPD	Max RPD	Qualifiers
Aliphatic (C05-C08)	mg/kg	15.1	13.5	11.7	90	77	70-130	15	25	N2
Aliphatic (C09-C12)	mg/kg	15.1	18.3	15.9	122	105	70-130	14	25	N2
Aromatic (C09-C10)	mg/kg	5	5.8	5.1	116	102	70-130	13	25	N2
4-Bromofluorobenzene (FID) (S)	%				108	107	70-130			
4-Bromofluorobenzene (PID) (S)	%				103	102	70-130			

Results presented on this page are in the units indicated by the "Units" column except where an alternate unit is presented to the right of the result.

REPORT OF LABORATORY ANALYSIS

This report shall not be reproduced, except in full,
without the written consent of Pace Analytical Services, LLC.

Pace Analytical Services, LLC
9800 Kincey Ave. Suite 100
Huntersville, NC 28078
(704)875-9092

QUALITY CONTROL DATA

Project: CPC Huntersville/2020-L1-2448
Pace Project No.: 92544080

QC Batch: 628187
QC Batch Method: MADEP VPH
Analysis Method: MADEP VPH
Analysis Description: VPH NC Soil
Laboratory: Pace Analytical Services - Charlotte
Associated Lab Samples: 92544080018

METHOD BLANK: 3302322 Matrix: Solid
Associated Lab Samples: 92544080018

Parameter	Units	Blank Result	Reporting Limit	MDL	Analyzed	Qualifiers
Aliphatic (C05-C08)	mg/kg	ND	2.5	2.5	06/23/21 19:57	N2
Aliphatic (C09-C12)	mg/kg	ND	2.5	2.5	06/23/21 19:57	N2
Aromatic (C09-C10)	mg/kg	ND	2.5	2.5	06/23/21 19:57	N2
4-Bromofluorobenzene (FID) (S)	%	101	70-130		06/23/21 19:57	
4-Bromofluorobenzene (PID) (S)	%	102	70-130		06/23/21 19:57	

LABORATORY CONTROL SAMPLE & LCSD: 3302323 3302324

Parameter	Units	Spike Conc.	LCS Result	LCSD Result	LCS % Rec	LCSD % Rec	% Rec Limits	RPD	Max RPD	Qualifiers
Aliphatic (C05-C08)	mg/kg	15.1	13.0	13.2	86	87	70-130	2	25	N2
Aliphatic (C09-C12)	mg/kg	15.1	16.4	17.5	108	116	70-130	7	25	N2
Aromatic (C09-C10)	mg/kg	5	5.5	5.7	108	113	70-130	4	25	N2
4-Bromofluorobenzene (FID) (S)	%				103	104	70-130			
4-Bromofluorobenzene (PID) (S)	%				102	103	70-130			

Results presented on this page are in the units indicated by the "Units" column except where an alternate unit is presented to the right of the result.

REPORT OF LABORATORY ANALYSIS

This report shall not be reproduced, except in full,
without the written consent of Pace Analytical Services, LLC.

Pace Analytical Services, LLC
9800 Kincey Ave. Suite 100
Huntersville, NC 28078
(704)875-9092

QUALITY CONTROL DATA

Project: CPC Huntersville/2020-L1-2448
Pace Project No.: 92544080

QC Batch: 629695
QC Batch Method: MADEP VPH
Analysis Method: MADEP VPH
Analysis Description: VPH NC Soil
Laboratory: Pace Analytical Services - Charlotte
Associated Lab Samples: 92544080020

METHOD BLANK: 3309375 Matrix: Solid
Associated Lab Samples: 92544080020

Parameter	Units	Blank Result	Reporting Limit	MDL	Analyzed	Qualifiers
Aliphatic (C05-C08)	mg/kg	ND	2.5	2.5	06/25/21 16:17	N2
Aliphatic (C09-C12)	mg/kg	ND	2.5	2.5	06/25/21 16:17	N2
Aromatic (C09-C10)	mg/kg	ND	2.5	2.5	06/25/21 16:17	N2
4-Bromofluorobenzene (FID) (S)	%	101	70-130		06/25/21 16:17	
4-Bromofluorobenzene (PID) (S)	%	102	70-130		06/25/21 16:17	

LABORATORY CONTROL SAMPLE & LCSD: 3309376 3309377

Parameter	Units	Spike Conc.	LCS Result	LCSD Result	LCS % Rec	LCSD % Rec	% Rec Limits	RPD	Max RPD	Qualifiers
Aliphatic (C05-C08)	mg/kg	14.9	12.8	12.0	86	80	70-130	7	25	N2
Aliphatic (C09-C12)	mg/kg	14.9	16.4	16.1	110	108	70-130	2	25	N2
Aromatic (C09-C10)	mg/kg	5	5.7	5.5	115	111	70-130	4	25	N2
4-Bromofluorobenzene (FID) (S)	%				105	104	70-130			
4-Bromofluorobenzene (PID) (S)	%				103	103	70-130			

Results presented on this page are in the units indicated by the "Units" column except where an alternate unit is presented to the right of the result.

REPORT OF LABORATORY ANALYSIS

This report shall not be reproduced, except in full,
without the written consent of Pace Analytical Services, LLC.

Pace Analytical Services, LLC
9800 Kincey Ave. Suite 100
Huntersville, NC 28078
(704)875-9092

QUALITY CONTROL DATA

Project: CPC Huntersville/2020-L1-2448
Pace Project No.: 92544080

QC Batch: 627287
QC Batch Method: EPA 5035A/5030B
Analysis Method: EPA 8260D
Analysis Description: 8260D 5035A 5030B
Laboratory: Pace Analytical Services - Charlotte
Associated Lab Samples: 92544080001, 92544080003

METHOD BLANK: 3297752 Matrix: Solid
Associated Lab Samples: 92544080001, 92544080003

Parameter	Units	Blank Result	Reporting Limit	MDL	Analyzed	Qualifiers
1,1,1,2-Tetrachloroethane	ug/kg	ND	5.0	1.9	06/16/21 01:24	
1,1,1-Trichloroethane	ug/kg	ND	5.0	2.6	06/16/21 01:24	
1,1,2,2-Tetrachloroethane	ug/kg	ND	5.0	1.3	06/16/21 01:24	
1,1,2-Trichloroethane	ug/kg	ND	5.0	1.7	06/16/21 01:24	
1,1-Dichloroethane	ug/kg	ND	5.0	2.1	06/16/21 01:24	
1,1-Dichloroethene	ug/kg	ND	5.0	2.1	06/16/21 01:24	
1,1-Dichloropropene	ug/kg	ND	5.0	2.4	06/16/21 01:24	
1,2,3-Trichlorobenzene	ug/kg	ND	5.0	4.0	06/16/21 01:24	
1,2,3-Trichloropropane	ug/kg	ND	5.0	2.5	06/16/21 01:24	
1,2,4-Trichlorobenzene	ug/kg	ND	5.0	4.2	06/16/21 01:24	
1,2,4-Trimethylbenzene	ug/kg	ND	5.0	1.4	06/16/21 01:24	
1,2-Dibromo-3-chloropropane	ug/kg	ND	5.0	1.9	06/16/21 01:24	
1,2-Dibromoethane (EDB)	ug/kg	ND	5.0	2.2	06/16/21 01:24	
1,2-Dichlorobenzene	ug/kg	ND	5.0	1.8	06/16/21 01:24	
1,2-Dichloroethane	ug/kg	ND	5.0	3.3	06/16/21 01:24	
1,2-Dichloropropane	ug/kg	ND	5.0	1.5	06/16/21 01:24	
1,3,5-Trimethylbenzene	ug/kg	ND	5.0	1.7	06/16/21 01:24	
1,3-Dichlorobenzene	ug/kg	ND	5.0	1.6	06/16/21 01:24	
1,3-Dichloropropane	ug/kg	ND	5.0	1.6	06/16/21 01:24	
1,4-Dichlorobenzene	ug/kg	ND	5.0	1.3	06/16/21 01:24	
2,2-Dichloropropane	ug/kg	ND	5.0	1.6	06/16/21 01:24	
2-Butanone (MEK)	ug/kg	ND	100	24.0	06/16/21 01:24	
2-Chlorotoluene	ug/kg	ND	5.0	1.8	06/16/21 01:24	
2-Hexanone	ug/kg	ND	50.0	4.8	06/16/21 01:24	
4-Chlorotoluene	ug/kg	ND	5.0	0.88	06/16/21 01:24	
4-Methyl-2-pentanone (MIBK)	ug/kg	ND	50.0	4.8	06/16/21 01:24	
Acetone	ug/kg	ND	100	32.1	06/16/21 01:24	
Benzene	ug/kg	ND	5.0	2.0	06/16/21 01:24	
Bromobenzene	ug/kg	ND	5.0	1.6	06/16/21 01:24	
Bromochloromethane	ug/kg	ND	5.0	1.5	06/16/21 01:24	
Bromodichloromethane	ug/kg	ND	5.0	1.9	06/16/21 01:24	
Bromoform	ug/kg	ND	5.0	1.8	06/16/21 01:24	
Bromomethane	ug/kg	ND	10.0	7.9	06/16/21 01:24	IK,v1
Carbon tetrachloride	ug/kg	ND	5.0	1.9	06/16/21 01:24	
Chlorobenzene	ug/kg	ND	5.0	0.96	06/16/21 01:24	
Chloroethane	ug/kg	ND	10.0	3.9	06/16/21 01:24	
Chloroform	ug/kg	ND	5.0	3.0	06/16/21 01:24	
Chloromethane	ug/kg	ND	10.0	4.2	06/16/21 01:24	
cis-1,2-Dichloroethene	ug/kg	ND	5.0	1.7	06/16/21 01:24	
cis-1,3-Dichloropropene	ug/kg	ND	5.0	1.4	06/16/21 01:24	

Results presented on this page are in the units indicated by the "Units" column except where an alternate unit is presented to the right of the result.

REPORT OF LABORATORY ANALYSIS

This report shall not be reproduced, except in full,
without the written consent of Pace Analytical Services, LLC.

Pace Analytical Services, LLC
9800 Kincey Ave. Suite 100
Huntersville, NC 28078
(704)875-9092

QUALITY CONTROL DATA

Project: CPC Huntersville/2020-L1-2448
Pace Project No.: 92544080

METHOD BLANK: 3297752 Matrix: Solid
Associated Lab Samples: 92544080001, 92544080003

Parameter	Units	Blank Result	Reporting Limit	MDL	Analyzed	Qualifiers
Dibromochloromethane	ug/kg	ND	5.0	2.8	06/16/21 01:24	
Dibromomethane	ug/kg	ND	5.0	1.1	06/16/21 01:24	
Dichlorodifluoromethane	ug/kg	ND	10.0	2.2	06/16/21 01:24	
Diisopropyl ether	ug/kg	ND	5.0	1.4	06/16/21 01:24	
Ethylbenzene	ug/kg	ND	5.0	2.3	06/16/21 01:24	
Hexachloro-1,3-butadiene	ug/kg	ND	10.0	8.2	06/16/21 01:24	
Isopropylbenzene (Cumene)	ug/kg	ND	5.0	1.7	06/16/21 01:24	
m&p-Xylene	ug/kg	ND	10.0	3.4	06/16/21 01:24	
Methyl-tert-butyl ether	ug/kg	ND	5.0	1.9	06/16/21 01:24	
Methylene Chloride	ug/kg	ND	20.0	13.7	06/16/21 01:24	
n-Butylbenzene	ug/kg	ND	5.0	2.4	06/16/21 01:24	
n-Propylbenzene	ug/kg	ND	5.0	1.8	06/16/21 01:24	
Naphthalene	ug/kg	ND	5.0	2.6	06/16/21 01:24	
o-Xylene	ug/kg	ND	5.0	2.2	06/16/21 01:24	
p-Isopropyltoluene	ug/kg	ND	5.0	2.5	06/16/21 01:24	
sec-Butylbenzene	ug/kg	ND	5.0	2.2	06/16/21 01:24	
Styrene	ug/kg	ND	5.0	1.3	06/16/21 01:24	
tert-Butylbenzene	ug/kg	ND	5.0	1.8	06/16/21 01:24	v2
Tetrachloroethene	ug/kg	ND	5.0	1.6	06/16/21 01:24	
Toluene	ug/kg	ND	5.0	1.4	06/16/21 01:24	
trans-1,2-Dichloroethene	ug/kg	ND	5.0	1.8	06/16/21 01:24	
trans-1,3-Dichloropropene	ug/kg	ND	5.0	1.7	06/16/21 01:24	
Trichloroethene	ug/kg	ND	5.0	1.3	06/16/21 01:24	
Trichlorofluoromethane	ug/kg	ND	5.0	2.8	06/16/21 01:24	
Vinyl acetate	ug/kg	ND	50.0	3.6	06/16/21 01:24	
Vinyl chloride	ug/kg	ND	10.0	2.5	06/16/21 01:24	
Xylene (Total)	ug/kg	ND	10.0	2.8	06/16/21 01:24	
1,2-Dichloroethane-d4 (S)	%	104	70-130		06/16/21 01:24	
4-Bromofluorobenzene (S)	%	97	69-134		06/16/21 01:24	
Toluene-d8 (S)	%	101	70-130		06/16/21 01:24	

LABORATORY CONTROL SAMPLE: 3297753

Parameter	Units	Spike Conc.	LCS Result	LCS % Rec	% Rec Limits	Qualifiers
1,1,1,2-Tetrachloroethane	ug/kg	1250	1180	95	70-130	
1,1,1-Trichloroethane	ug/kg	1250	1120	89	70-130	
1,1,2,2-Tetrachloroethane	ug/kg	1250	1140	91	70-130	
1,1,2-Trichloroethane	ug/kg	1250	1110	89	70-130	
1,1-Dichloroethane	ug/kg	1250	1240	99	70-130	
1,1-Dichloroethene	ug/kg	1250	1320	106	70-130	
1,1-Dichloropropene	ug/kg	1250	1210	97	70-130	
1,2,3-Trichlorobenzene	ug/kg	1250	1080	87	65-130	
1,2,3-Trichloropropane	ug/kg	1250	1170	94	70-130	
1,2,4-Trichlorobenzene	ug/kg	1250	1090	87	68-130	

Results presented on this page are in the units indicated by the "Units" column except where an alternate unit is presented to the right of the result.

REPORT OF LABORATORY ANALYSIS

This report shall not be reproduced, except in full,
without the written consent of Pace Analytical Services, LLC.

Pace Analytical Services, LLC
9800 Kincey Ave. Suite 100
Huntersville, NC 28078
(704)875-9092

QUALITY CONTROL DATA

Project: CPC Huntersville/2020-L1-2448
Pace Project No.: 92544080

LABORATORY CONTROL SAMPLE: 3297753

Parameter	Units	Spike Conc.	LCS Result	LCS % Rec	% Rec Limits	Qualifiers
1,2,4-Trimethylbenzene	ug/kg	1250	1200	96	70-130	
1,2-Dibromo-3-chloropropane	ug/kg	1250	1110	89	70-130	
1,2-Dibromoethane (EDB)	ug/kg	1250	1260	101	70-130	
1,2-Dichlorobenzene	ug/kg	1250	1160	93	70-130	
1,2-Dichloroethane	ug/kg	1250	1210	97	63-130	
1,2-Dichloropropane	ug/kg	1250	1240	100	70-130	
1,3,5-Trimethylbenzene	ug/kg	1250	1070	86	70-130	
1,3-Dichlorobenzene	ug/kg	1250	1180	94	70-130	
1,3-Dichloropropane	ug/kg	1250	1290	103	70-130	
1,4-Dichlorobenzene	ug/kg	1250	1170	94	70-130	
2,2-Dichloropropane	ug/kg	1250	1100	88	66-130	
2-Butanone (MEK)	ug/kg	2500	2280	91	70-130	
2-Chlorotoluene	ug/kg	1250	1170	93	70-130	
2-Hexanone	ug/kg	2500	2500	100	70-130	
4-Chlorotoluene	ug/kg	1250	1120	90	70-130	
4-Methyl-2-pentanone (MIBK)	ug/kg	2500	2410	97	70-130	
Acetone	ug/kg	2500	2400	96	69-130	
Benzene	ug/kg	1250	1210	97	70-130	
Bromobenzene	ug/kg	1250	1230	98	70-130	
Bromochloromethane	ug/kg	1250	1320	106	70-130	
Bromodichloromethane	ug/kg	1250	1120	90	69-130	
Bromoform	ug/kg	1250	1130	91	70-130	
Bromomethane	ug/kg	1250	1950	156	52-130	IK,L1,v1
Carbon tetrachloride	ug/kg	1250	1180	94	70-130	
Chlorobenzene	ug/kg	1250	1260	101	70-130	
Chloroethane	ug/kg	1250	1330	106	65-130	
Chloroform	ug/kg	1250	1160	93	70-130	
Chloromethane	ug/kg	1250	1250	100	55-130	
cis-1,2-Dichloroethene	ug/kg	1250	1250	100	70-130	
cis-1,3-Dichloropropene	ug/kg	1250	1170	93	70-130	
Dibromochloromethane	ug/kg	1250	1190	95	70-130	
Dibromomethane	ug/kg	1250	1290	103	70-130	
Dichlorodifluoromethane	ug/kg	1250	1390	111	45-156	
Diisopropyl ether	ug/kg	1250	1070	86	70-130	
Ethylbenzene	ug/kg	1250	1170	93	70-130	
Hexachloro-1,3-butadiene	ug/kg	1250	1100	88	66-130	
Isopropylbenzene (Cumene)	ug/kg	1250	1220	98	70-130	
m&p-Xylene	ug/kg	2500	2380	95	70-130	
Methyl-tert-butyl ether	ug/kg	1250	1150	92	70-130	
Methylene Chloride	ug/kg	1250	1280	102	65-130	
n-Butylbenzene	ug/kg	1250	1080	87	67-130	
n-Propylbenzene	ug/kg	1250	1110	89	70-130	
Naphthalene	ug/kg	1250	1020	82	70-130	
o-Xylene	ug/kg	1250	1190	95	70-130	
p-Isopropyltoluene	ug/kg	1250	1080	86	67-130	
sec-Butylbenzene	ug/kg	1250	1100	88	69-130	
Styrene	ug/kg	1250	1220	97	70-130	

Results presented on this page are in the units indicated by the "Units" column except where an alternate unit is presented to the right of the result.

REPORT OF LABORATORY ANALYSIS

This report shall not be reproduced, except in full,
without the written consent of Pace Analytical Services, LLC.

Pace Analytical Services, LLC
9800 Kincey Ave. Suite 100
Huntersville, NC 28078
(704)875-9092

QUALITY CONTROL DATA

Project: CPC Huntersville/2020-L1-2448
Pace Project No.: 92544080

LABORATORY CONTROL SAMPLE: 3297753

Parameter	Units	Spike Conc.	LCS Result	LCS % Rec	% Rec Limits	Qualifiers
tert-Butylbenzene	ug/kg	1250	872	70	67-130	v3
Tetrachloroethene	ug/kg	1250	1270	101	70-130	
Toluene	ug/kg	1250	1120	90	70-130	
trans-1,2-Dichloroethene	ug/kg	1250	1240	99	70-130	
trans-1,3-Dichloropropene	ug/kg	1250	1150	92	68-130	
Trichloroethene	ug/kg	1250	1240	99	70-130	
Trichlorofluoromethane	ug/kg	1250	1220	98	70-130	
Vinyl acetate	ug/kg	2500	2430	97	70-130	
Vinyl chloride	ug/kg	1250	1280	102	61-130	
Xylene (Total)	ug/kg	3750	3570	95	70-130	
1,2-Dichloroethane-d4 (S)	%			89	70-130	
4-Bromofluorobenzene (S)	%			99	69-134	
Toluene-d8 (S)	%			100	70-130	

MATRIX SPIKE SAMPLE: 3297755

Parameter	Units	92544088002 Result	Spike Conc.	MS Result	MS % Rec	% Rec Limits	Qualifiers
1,1,1,2-Tetrachloroethane	ug/kg	ND	620	506	82	70-131	
1,1,1-Trichloroethane	ug/kg	ND	620	491	79	65-133	
1,1,2,2-Tetrachloroethane	ug/kg	ND	620	541	87	66-130	
1,1,2-Trichloroethane	ug/kg	ND	620	528	85	66-133	
1,1-Dichloroethane	ug/kg	ND	620	550	89	65-130	
1,1-Dichloroethene	ug/kg	ND	620	584	94	10-158	
1,1-Dichloropropene	ug/kg	ND	620	548	88	68-133	
1,2,3-Trichlorobenzene	ug/kg	ND	620	470	76	27-138	
1,2,3-Trichloropropane	ug/kg	ND	620	511	82	67-130	
1,2,4-Trichlorobenzene	ug/kg	ND	620	497	80	51-134	
1,2,4-Trimethylbenzene	ug/kg	ND	620	530	85	63-136	
1,2-Dibromo-3-chloropropane	ug/kg	ND	620	423	68	32-130	
1,2-Dibromoethane (EDB)	ug/kg	ND	620	576	93	70-130	
1,2-Dichlorobenzene	ug/kg	ND	620	527	85	69-130	
1,2-Dichloroethane	ug/kg	ND	620	571	92	59-130	
1,2-Dichloropropane	ug/kg	ND	620	570	92	70-130	
1,3,5-Trimethylbenzene	ug/kg	ND	620	471	76	65-137	
1,3-Dichlorobenzene	ug/kg	ND	620	532	86	70-130	
1,3-Dichloropropane	ug/kg	ND	620	602	97	70-130	
1,4-Dichlorobenzene	ug/kg	ND	620	537	87	68-130	
2,2-Dichloropropane	ug/kg	ND	620	388	62	32-130	
2-Butanone (MEK)	ug/kg	ND	1240	1060	86	10-136	
2-Chlorotoluene	ug/kg	ND	620	517	83	69-141	
2-Hexanone	ug/kg	ND	1240	1100	89	10-144	
4-Chlorotoluene	ug/kg	ND	620	507	82	70-132	
4-Methyl-2-pentanone (MIBK)	ug/kg	ND	1240	1110	90	25-143	
Acetone	ug/kg	ND	1240	996	80	10-130	
Benzene	ug/kg	ND	620	540	87	67-130	

Results presented on this page are in the units indicated by the "Units" column except where an alternate unit is presented to the right of the result.

REPORT OF LABORATORY ANALYSIS

This report shall not be reproduced, except in full,
without the written consent of Pace Analytical Services, LLC.

Pace Analytical Services, LLC
9800 Kincey Ave. Suite 100
Huntersville, NC 28078
(704)875-9092

QUALITY CONTROL DATA

Project: CPC Huntersville/2020-L1-2448
Pace Project No.: 92544080

MATRIX SPIKE SAMPLE: 3297755

Parameter	Units	92544088002 Result	Spike Conc.	MS Result	MS % Rec	% Rec Limits	Qualifiers
Bromobenzene	ug/kg	ND	620	549	88	70-130	
Bromochloromethane	ug/kg	ND	620	622	100	69-134	
Bromodichloromethane	ug/kg	ND	620	456	74	64-130	
Bromoform	ug/kg	ND	620	436	70	62-130	
Bromomethane	ug/kg	ND	620	531	86	20-176	IK,v1
Carbon tetrachloride	ug/kg	ND	620	470	76	65-140	
Chlorobenzene	ug/kg	ND	620	577	93	70-130	
Chloroethane	ug/kg	ND	620	147	24	10-130	
Chloroform	ug/kg	ND	620	539	87	63-130	
Chloromethane	ug/kg	ND	620	671	108	58-130	
cis-1,2-Dichloroethene	ug/kg	ND	620	584	94	66-130	
cis-1,3-Dichloropropene	ug/kg	ND	620	489	79	67-130	
Dibromochloromethane	ug/kg	ND	620	463	75	67-130	
Dibromomethane	ug/kg	ND	620	577	93	63-131	
Dichlorodifluoromethane	ug/kg	ND	620	640	103	44-180	
Diisopropyl ether	ug/kg	ND	620	512	82	63-130	
Ethylbenzene	ug/kg	ND	620	529	85	66-130	
Hexachloro-1,3-butadiene	ug/kg	ND	620	538	87	64-150	
Isopropylbenzene (Cumene)	ug/kg	ND	620	552	89	69-135	
m&p-Xylene	ug/kg	ND	1240	1050	85	60-133	
Methyl-tert-butyl ether	ug/kg	ND	620	553	89	65-130	
Methylene Chloride	ug/kg	ND	620	588	95	61-130	
n-Butylbenzene	ug/kg	ND	620	492	79	65-140	
n-Propylbenzene	ug/kg	ND	620	491	79	67-140	
Naphthalene	ug/kg	ND	620	450	72	15-145	
o-Xylene	ug/kg	ND	620	538	87	66-133	
p-Isopropyltoluene	ug/kg	ND	620	485	78	56-147	
sec-Butylbenzene	ug/kg	ND	620	501	81	65-139	
Styrene	ug/kg	ND	620	544	88	70-132	
tert-Butylbenzene	ug/kg	ND	620	396	64	62-135	v3
Tetrachloroethene	ug/kg	ND	620	545	88	70-135	
Toluene	ug/kg	ND	620	510	82	67-130	
trans-1,2-Dichloroethene	ug/kg	ND	620	558	90	69-130	
trans-1,3-Dichloropropene	ug/kg	ND	620	484	78	62-130	
Trichloroethene	ug/kg	ND	620	555	90	70-135	
Trichlorofluoromethane	ug/kg	ND	620	176	28	10-130	
Vinyl acetate	ug/kg	ND	1240	1050	85	53-130	
Vinyl chloride	ug/kg	ND	620	589	95	61-148	
Xylene (Total)	ug/kg	ND	1860	1590	86	63-132	
1,2-Dichloroethane-d4 (S)	%				103	70-130	
4-Bromofluorobenzene (S)	%				100	69-134	
Toluene-d8 (S)	%				100	70-130	

Results presented on this page are in the units indicated by the "Units" column except where an alternate unit is presented to the right of the result.

REPORT OF LABORATORY ANALYSIS

This report shall not be reproduced, except in full,
without the written consent of Pace Analytical Services, LLC.

Pace Analytical Services, LLC
9800 Kincey Ave. Suite 100
Huntersville, NC 28078
(704)875-9092

QUALITY CONTROL DATA

Project: CPC Huntersville/2020-L1-2448
Pace Project No.: 92544080

SAMPLE DUPLICATE: 3297754

Parameter	Units	92544088001 Result	Dup Result	RPD	Max RPD	Qualifiers
1,1,1,2-Tetrachloroethane	ug/kg	ND	ND		30	
1,1,1-Trichloroethane	ug/kg	ND	ND		30	
1,1,2,2-Tetrachloroethane	ug/kg	ND	ND		30	
1,1,2-Trichloroethane	ug/kg	ND	ND		30	
1,1-Dichloroethane	ug/kg	ND	ND		30	
1,1-Dichloroethene	ug/kg	ND	ND		30	
1,1-Dichloropropene	ug/kg	ND	ND		30	
1,2,3-Trichlorobenzene	ug/kg	ND	ND		30	
1,2,3-Trichloropropane	ug/kg	ND	ND		30	
1,2,4-Trichlorobenzene	ug/kg	ND	ND		30	
1,2,4-Trimethylbenzene	ug/kg	ND	ND		30	
1,2-Dibromo-3-chloropropane	ug/kg	ND	ND		30	
1,2-Dibromoethane (EDB)	ug/kg	ND	ND		30	
1,2-Dichlorobenzene	ug/kg	ND	ND		30	
1,2-Dichloroethane	ug/kg	ND	ND		30	
1,2-Dichloropropane	ug/kg	ND	ND		30	
1,3,5-Trimethylbenzene	ug/kg	ND	ND		30	
1,3-Dichlorobenzene	ug/kg	ND	ND		30	
1,3-Dichloropropane	ug/kg	ND	ND		30	
1,4-Dichlorobenzene	ug/kg	ND	ND		30	
2,2-Dichloropropane	ug/kg	ND	ND		30	
2-Butanone (MEK)	ug/kg	ND	ND		30	
2-Chlorotoluene	ug/kg	ND	ND		30	
2-Hexanone	ug/kg	ND	ND		30	
4-Chlorotoluene	ug/kg	ND	ND		30	
4-Methyl-2-pentanone (MIBK)	ug/kg	ND	ND		30	
Acetone	ug/kg	ND	ND		30	
Benzene	ug/kg	ND	ND		30	
Bromobenzene	ug/kg	ND	ND		30	
Bromochloromethane	ug/kg	ND	ND		30	
Bromodichloromethane	ug/kg	ND	ND		30	
Bromoform	ug/kg	ND	ND		30	
Bromomethane	ug/kg	ND	ND		30	IK,v1
Carbon tetrachloride	ug/kg	ND	ND		30	
Chlorobenzene	ug/kg	ND	ND		30	
Chloroethane	ug/kg	ND	ND		30	
Chloroform	ug/kg	ND	ND		30	
Chloromethane	ug/kg	ND	ND		30	
cis-1,2-Dichloroethene	ug/kg	ND	ND		30	
cis-1,3-Dichloropropene	ug/kg	ND	ND		30	
Dibromochloromethane	ug/kg	ND	ND		30	
Dibromomethane	ug/kg	ND	ND		30	
Dichlorodifluoromethane	ug/kg	ND	ND		30	
Diisopropyl ether	ug/kg	ND	ND		30	
Ethylbenzene	ug/kg	ND	3.8J		30	
Hexachloro-1,3-butadiene	ug/kg	ND	ND		30	
Isopropylbenzene (Cumene)	ug/kg	ND	ND		30	

Results presented on this page are in the units indicated by the "Units" column except where an alternate unit is presented to the right of the result.

REPORT OF LABORATORY ANALYSIS

This report shall not be reproduced, except in full,
without the written consent of Pace Analytical Services, LLC.

Pace Analytical Services, LLC
9800 Kincey Ave. Suite 100
Huntersville, NC 28078
(704)875-9092

QUALITY CONTROL DATA

Project: CPC Huntersville/2020-L1-2448
Pace Project No.: 92544080

SAMPLE DUPLICATE: 3297754

Parameter	Units	92544088001 Result	Dup Result	RPD	Max RPD	Qualifiers
m&p-Xylene	ug/kg	ND	ND		30	
Methyl-tert-butyl ether	ug/kg	ND	ND		30	
Methylene Chloride	ug/kg	ND	ND		30	
n-Butylbenzene	ug/kg	ND	ND		30	
n-Propylbenzene	ug/kg	ND	ND		30	
Naphthalene	ug/kg	ND	ND		30	
o-Xylene	ug/kg	ND	3.3J		30	
p-Isopropyltoluene	ug/kg	ND	ND		30	
sec-Butylbenzene	ug/kg	ND	ND		30	
Styrene	ug/kg	ND	ND		30	
tert-Butylbenzene	ug/kg	ND	ND		30	v2
Tetrachloroethene	ug/kg	ND	ND		30	
Toluene	ug/kg	ND	ND		30	
trans-1,2-Dichloroethene	ug/kg	ND	ND		30	
trans-1,3-Dichloropropene	ug/kg	ND	ND		30	
Trichloroethene	ug/kg	ND	ND		30	
Trichlorofluoromethane	ug/kg	ND	ND		30	
Vinyl acetate	ug/kg	ND	ND		30	
Vinyl chloride	ug/kg	ND	ND		30	
Xylene (Total)	ug/kg	ND	ND		30	
1,2-Dichloroethane-d4 (S)	%	106	103			
4-Bromofluorobenzene (S)	%	98	99			
Toluene-d8 (S)	%	102	100			

Results presented on this page are in the units indicated by the "Units" column except where an alternate unit is presented to the right of the result.

REPORT OF LABORATORY ANALYSIS

This report shall not be reproduced, except in full,
without the written consent of Pace Analytical Services, LLC.

Pace Analytical Services, LLC
9800 Kincey Ave. Suite 100
Huntersville, NC 28078
(704)875-9092

QUALITY CONTROL DATA

Project: CPC Huntersville/2020-L1-2448
Pace Project No.: 92544080

QC Batch: 627288 | Analysis Method: EPA 8260D
QC Batch Method: EPA 5035A/5030B | Analysis Description: 8260D 5035A 5030B
Laboratory: Pace Analytical Services - Charlotte
Associated Lab Samples: 92544080005, 92544080007, 92544080009, 92544080010, 92544080013

METHOD BLANK: 3297759 Matrix: Solid
Associated Lab Samples: 92544080005, 92544080007, 92544080009, 92544080010, 92544080013

Parameter	Units	Blank Result	Reporting Limit	MDL	Analyzed	Qualifiers
1,1,1,2-Tetrachloroethane	ug/kg	ND	5.0	1.9	06/16/21 01:41	
1,1,1-Trichloroethane	ug/kg	ND	5.0	2.6	06/16/21 01:41	
1,1,2,2-Tetrachloroethane	ug/kg	ND	5.0	1.3	06/16/21 01:41	
1,1,2-Trichloroethane	ug/kg	ND	5.0	1.7	06/16/21 01:41	
1,1-Dichloroethane	ug/kg	ND	5.0	2.1	06/16/21 01:41	
1,1-Dichloroethene	ug/kg	ND	5.0	2.1	06/16/21 01:41	
1,1-Dichloropropene	ug/kg	ND	5.0	2.4	06/16/21 01:41	
1,2,3-Trichlorobenzene	ug/kg	ND	5.0	4.0	06/16/21 01:41	
1,2,3-Trichloropropane	ug/kg	ND	5.0	2.5	06/16/21 01:41	
1,2,4-Trichlorobenzene	ug/kg	ND	5.0	4.2	06/16/21 01:41	
1,2,4-Trimethylbenzene	ug/kg	ND	5.0	1.4	06/16/21 01:41	
1,2-Dibromo-3-chloropropane	ug/kg	ND	5.0	1.9	06/16/21 01:41	
1,2-Dibromoethane (EDB)	ug/kg	ND	5.0	2.2	06/16/21 01:41	
1,2-Dichlorobenzene	ug/kg	ND	5.0	1.8	06/16/21 01:41	
1,2-Dichloroethane	ug/kg	ND	5.0	3.3	06/16/21 01:41	
1,2-Dichloropropane	ug/kg	ND	5.0	1.5	06/16/21 01:41	
1,3,5-Trimethylbenzene	ug/kg	ND	5.0	1.7	06/16/21 01:41	
1,3-Dichlorobenzene	ug/kg	ND	5.0	1.6	06/16/21 01:41	
1,3-Dichloropropane	ug/kg	ND	5.0	1.6	06/16/21 01:41	
1,4-Dichlorobenzene	ug/kg	ND	5.0	1.3	06/16/21 01:41	
2,2-Dichloropropane	ug/kg	ND	5.0	1.6	06/16/21 01:41	
2-Butanone (MEK)	ug/kg	ND	100	24.0	06/16/21 01:41	
2-Chlorotoluene	ug/kg	ND	5.0	1.8	06/16/21 01:41	
2-Hexanone	ug/kg	ND	50.0	4.8	06/16/21 01:41	
4-Chlorotoluene	ug/kg	ND	5.0	0.88	06/16/21 01:41	
4-Methyl-2-pentanone (MIBK)	ug/kg	ND	50.0	4.8	06/16/21 01:41	
Acetone	ug/kg	ND	100	32.1	06/16/21 01:41	
Benzene	ug/kg	ND	5.0	2.0	06/16/21 01:41	
Bromobenzene	ug/kg	ND	5.0	1.6	06/16/21 01:41	
Bromochloromethane	ug/kg	ND	5.0	1.5	06/16/21 01:41	
Bromodichloromethane	ug/kg	ND	5.0	1.9	06/16/21 01:41	
Bromoform	ug/kg	ND	5.0	1.8	06/16/21 01:41	
Bromomethane	ug/kg	ND	10.0	7.9	06/16/21 01:41	IK,v1
Carbon tetrachloride	ug/kg	ND	5.0	1.9	06/16/21 01:41	
Chlorobenzene	ug/kg	ND	5.0	0.96	06/16/21 01:41	
Chloroethane	ug/kg	ND	10.0	3.9	06/16/21 01:41	
Chloroform	ug/kg	ND	5.0	3.0	06/16/21 01:41	
Chloromethane	ug/kg	ND	10.0	4.2	06/16/21 01:41	
cis-1,2-Dichloroethene	ug/kg	ND	5.0	1.7	06/16/21 01:41	
cis-1,3-Dichloropropene	ug/kg	ND	5.0	1.4	06/16/21 01:41	

Results presented on this page are in the units indicated by the "Units" column except where an alternate unit is presented to the right of the result.

REPORT OF LABORATORY ANALYSIS

This report shall not be reproduced, except in full,
without the written consent of Pace Analytical Services, LLC.

Pace Analytical Services, LLC
9800 Kincey Ave. Suite 100
Huntersville, NC 28078
(704)875-9092

QUALITY CONTROL DATA

Project: CPC Huntersville/2020-L1-2448
Pace Project No.: 92544080

METHOD BLANK: 3297759 Matrix: Solid
Associated Lab Samples: 92544080005, 92544080007, 92544080009, 92544080010, 92544080013

Parameter	Units	Blank Result	Reporting Limit	MDL	Analyzed	Qualifiers
Dibromochloromethane	ug/kg	ND	5.0	2.8	06/16/21 01:41	
Dibromomethane	ug/kg	ND	5.0	1.1	06/16/21 01:41	
Dichlorodifluoromethane	ug/kg	ND	10.0	2.2	06/16/21 01:41	
Diisopropyl ether	ug/kg	ND	5.0	1.4	06/16/21 01:41	
Ethylbenzene	ug/kg	ND	5.0	2.3	06/16/21 01:41	
Hexachloro-1,3-butadiene	ug/kg	ND	10.0	8.2	06/16/21 01:41	
Isopropylbenzene (Cumene)	ug/kg	ND	5.0	1.7	06/16/21 01:41	
m&p-Xylene	ug/kg	ND	10.0	3.4	06/16/21 01:41	
Methyl-tert-butyl ether	ug/kg	ND	5.0	1.9	06/16/21 01:41	
Methylene Chloride	ug/kg	ND	20.0	13.7	06/16/21 01:41	
n-Butylbenzene	ug/kg	ND	5.0	2.4	06/16/21 01:41	
n-Propylbenzene	ug/kg	ND	5.0	1.8	06/16/21 01:41	
Naphthalene	ug/kg	ND	5.0	2.6	06/16/21 01:41	
o-Xylene	ug/kg	ND	5.0	2.2	06/16/21 01:41	
p-Isopropyltoluene	ug/kg	ND	5.0	2.5	06/16/21 01:41	
sec-Butylbenzene	ug/kg	ND	5.0	2.2	06/16/21 01:41	
Styrene	ug/kg	ND	5.0	1.3	06/16/21 01:41	
tert-Butylbenzene	ug/kg	ND	5.0	1.8	06/16/21 01:41	v2
Tetrachloroethene	ug/kg	ND	5.0	1.6	06/16/21 01:41	
Toluene	ug/kg	ND	5.0	1.4	06/16/21 01:41	
trans-1,2-Dichloroethene	ug/kg	ND	5.0	1.8	06/16/21 01:41	
trans-1,3-Dichloropropene	ug/kg	ND	5.0	1.7	06/16/21 01:41	
Trichloroethene	ug/kg	ND	5.0	1.3	06/16/21 01:41	
Trichlorofluoromethane	ug/kg	ND	5.0	2.8	06/16/21 01:41	
Vinyl acetate	ug/kg	ND	50.0	3.6	06/16/21 01:41	
Vinyl chloride	ug/kg	ND	10.0	2.5	06/16/21 01:41	
Xylene (Total)	ug/kg	ND	10.0	2.8	06/16/21 01:41	
1,2-Dichloroethane-d4 (S)	%	105	70-130		06/16/21 01:41	
4-Bromofluorobenzene (S)	%	96	69-134		06/16/21 01:41	
Toluene-d8 (S)	%	101	70-130		06/16/21 01:41	

LABORATORY CONTROL SAMPLE: 3297760

Parameter	Units	Spike Conc.	LCS Result	LCS % Rec	% Rec Limits	Qualifiers
1,1,1,2-Tetrachloroethane	ug/kg	1250	1230	98	70-130	
1,1,1-Trichloroethane	ug/kg	1250	1130	90	70-130	
1,1,2,2-Tetrachloroethane	ug/kg	1250	1190	95	70-130	
1,1,2-Trichloroethane	ug/kg	1250	1150	92	70-130	
1,1-Dichloroethane	ug/kg	1250	1260	101	70-130	
1,1-Dichloroethene	ug/kg	1250	1350	108	70-130	
1,1-Dichloropropene	ug/kg	1250	1230	98	70-130	
1,2,3-Trichlorobenzene	ug/kg	1250	1130	90	65-130	
1,2,3-Trichloropropane	ug/kg	1250	1240	99	70-130	
1,2,4-Trichlorobenzene	ug/kg	1250	1120	89	68-130	

Results presented on this page are in the units indicated by the "Units" column except where an alternate unit is presented to the right of the result.

REPORT OF LABORATORY ANALYSIS

This report shall not be reproduced, except in full,
without the written consent of Pace Analytical Services, LLC.

Pace Analytical Services, LLC
9800 Kincey Ave. Suite 100
Huntersville, NC 28078
(704)875-9092

QUALITY CONTROL DATA

Project: CPC Huntersville/2020-L1-2448
Pace Project No.: 92544080

LABORATORY CONTROL SAMPLE: 3297760

Parameter	Units	Spike Conc.	LCS Result	LCS % Rec	% Rec Limits	Qualifiers
1,2,4-Trimethylbenzene	ug/kg	1250	1240	99	70-130	
1,2-Dibromo-3-chloropropane	ug/kg	1250	1140	91	70-130	
1,2-Dibromoethane (EDB)	ug/kg	1250	1300	104	70-130	
1,2-Dichlorobenzene	ug/kg	1250	1200	96	70-130	
1,2-Dichloroethane	ug/kg	1250	1240	99	63-130	
1,2-Dichloropropane	ug/kg	1250	1270	101	70-130	
1,3,5-Trimethylbenzene	ug/kg	1250	1120	90	70-130	
1,3-Dichlorobenzene	ug/kg	1250	1230	98	70-130	
1,3-Dichloropropane	ug/kg	1250	1330	106	70-130	
1,4-Dichlorobenzene	ug/kg	1250	1200	96	70-130	
2,2-Dichloropropane	ug/kg	1250	1130	90	66-130	
2-Butanone (MEK)	ug/kg	2500	2360	95	70-130	
2-Chlorotoluene	ug/kg	1250	1200	96	70-130	
2-Hexanone	ug/kg	2500	2630	105	70-130	
4-Chlorotoluene	ug/kg	1250	1150	92	70-130	
4-Methyl-2-pentanone (MIBK)	ug/kg	2500	2520	101	70-130	
Acetone	ug/kg	2500	2470	99	69-130	
Benzene	ug/kg	1250	1220	98	70-130	
Bromobenzene	ug/kg	1250	1250	100	70-130	
Bromochloromethane	ug/kg	1250	1330	107	70-130	
Bromodichloromethane	ug/kg	1250	1140	91	69-130	
Bromoform	ug/kg	1250	1190	95	70-130	
Bromomethane	ug/kg	1250	2130	171	52-130	IK,L1,v1
Carbon tetrachloride	ug/kg	1250	1210	97	70-130	
Chlorobenzene	ug/kg	1250	1320	105	70-130	
Chloroethane	ug/kg	1250	1340	108	65-130	
Chloroform	ug/kg	1250	1160	93	70-130	
Chloromethane	ug/kg	1250	1280	103	55-130	
cis-1,2-Dichloroethene	ug/kg	1250	1250	100	70-130	
cis-1,3-Dichloropropene	ug/kg	1250	1200	96	70-130	
Dibromochloromethane	ug/kg	1250	1240	99	70-130	
Dibromomethane	ug/kg	1250	1310	105	70-130	
Dichlorodifluoromethane	ug/kg	1250	1430	115	45-156	
Diisopropyl ether	ug/kg	1250	1100	88	70-130	
Ethylbenzene	ug/kg	1250	1210	97	70-130	
Hexachloro-1,3-butadiene	ug/kg	1250	1140	91	66-130	
Isopropylbenzene (Cumene)	ug/kg	1250	1280	102	70-130	
m&p-Xylene	ug/kg	2500	2470	99	70-130	
Methyl-tert-butyl ether	ug/kg	1250	1190	95	70-130	
Methylene Chloride	ug/kg	1250	1290	103	65-130	
n-Butylbenzene	ug/kg	1250	1120	90	67-130	
n-Propylbenzene	ug/kg	1250	1160	93	70-130	
Naphthalene	ug/kg	1250	1080	86	70-130	
o-Xylene	ug/kg	1250	1230	98	70-130	
p-Isopropyltoluene	ug/kg	1250	1120	89	67-130	
sec-Butylbenzene	ug/kg	1250	1140	91	69-130	
Styrene	ug/kg	1250	1270	102	70-130	

Results presented on this page are in the units indicated by the "Units" column except where an alternate unit is presented to the right of the result.

REPORT OF LABORATORY ANALYSIS

This report shall not be reproduced, except in full,
without the written consent of Pace Analytical Services, LLC.

Pace Analytical Services, LLC
9800 Kincey Ave. Suite 100
Huntersville, NC 28078
(704)875-9092

QUALITY CONTROL DATA

Project: CPC Huntersville/2020-L1-2448
Pace Project No.: 92544080

LABORATORY CONTROL SAMPLE: 3297760

Parameter	Units	Spike Conc.	LCS Result	LCS % Rec	% Rec Limits	Qualifiers
tert-Butylbenzene	ug/kg	1250	901	72	67-130	v3
Tetrachloroethene	ug/kg	1250	1310	105	70-130	
Toluene	ug/kg	1250	1160	93	70-130	
trans-1,2-Dichloroethene	ug/kg	1250	1270	102	70-130	
trans-1,3-Dichloropropene	ug/kg	1250	1170	94	68-130	
Trichloroethene	ug/kg	1250	1270	102	70-130	
Trichlorofluoromethane	ug/kg	1250	1260	100	70-130	
Vinyl acetate	ug/kg	2500	2500	100	70-130	
Vinyl chloride	ug/kg	1250	1300	104	61-130	
Xylene (Total)	ug/kg	3750	3700	99	70-130	
1,2-Dichloroethane-d4 (S)	%			87	70-130	
4-Bromofluorobenzene (S)	%			99	69-134	
Toluene-d8 (S)	%			100	70-130	

MATRIX SPIKE SAMPLE: 3297762

Parameter	Units	92544080007 Result	Spike Conc.	MS Result	MS % Rec	% Rec Limits	Qualifiers
1,1,1,2-Tetrachloroethane	ug/kg	ND	858	853	99	70-131	
1,1,1-Trichloroethane	ug/kg	ND	858	883	103	65-133	
1,1,2,2-Tetrachloroethane	ug/kg	ND	858	820	96	66-130	
1,1,2-Trichloroethane	ug/kg	ND	858	845	99	66-133	
1,1-Dichloroethane	ug/kg	ND	858	970	113	65-130	
1,1-Dichloroethene	ug/kg	ND	858	1030	121	10-158	
1,1-Dichloropropene	ug/kg	ND	858	985	115	68-133	
1,2,3-Trichlorobenzene	ug/kg	ND	858	793	92	27-138	
1,2,3-Trichloropropane	ug/kg	ND	858	790	92	67-130	
1,2,4-Trichlorobenzene	ug/kg	ND	858	856	100	51-134	
1,2,4-Trimethylbenzene	ug/kg	ND	858	928	108	63-136	
1,2-Dibromo-3-chloropropane	ug/kg	ND	858	660	77	32-130	
1,2-Dibromoethane (EDB)	ug/kg	ND	858	889	104	70-130	
1,2-Dichlorobenzene	ug/kg	ND	858	897	105	69-130	
1,2-Dichloroethane	ug/kg	ND	858	921	107	59-130	
1,2-Dichloropropane	ug/kg	ND	858	972	113	70-130	
1,3,5-Trimethylbenzene	ug/kg	ND	858	852	99	65-137	
1,3-Dichlorobenzene	ug/kg	ND	858	918	107	70-130	
1,3-Dichloropropane	ug/kg	ND	858	939	109	70-130	
1,4-Dichlorobenzene	ug/kg	ND	858	937	109	68-130	
2,2-Dichloropropane	ug/kg	ND	858	704	82	32-130	
2-Butanone (MEK)	ug/kg	ND	1710	1510	88	10-136	
2-Chlorotoluene	ug/kg	ND	858	888	104	69-141	
2-Hexanone	ug/kg	ND	1710	1600	93	10-144	
4-Chlorotoluene	ug/kg	ND	858	881	103	70-132	
4-Methyl-2-pentanone (MIBK)	ug/kg	ND	1710	1650	96	25-143	
Acetone	ug/kg	ND	1710	1450	85	10-130	
Benzene	ug/kg	ND	858	962	112	67-130	

Results presented on this page are in the units indicated by the "Units" column except where an alternate unit is presented to the right of the result.

REPORT OF LABORATORY ANALYSIS

This report shall not be reproduced, except in full,
without the written consent of Pace Analytical Services, LLC.

Pace Analytical Services, LLC
9800 Kincey Ave. Suite 100
Huntersville, NC 28078
(704)875-9092

QUALITY CONTROL DATA

Project: CPC Huntersville/2020-L1-2448
Pace Project No.: 92544080

MATRIX SPIKE SAMPLE: 3297762

Parameter	Units	92544080007 Result	Spike Conc.	MS Result	MS % Rec	% Rec Limits	Qualifiers
Bromobenzene	ug/kg	ND	858	925	108	70-130	
Bromochloromethane	ug/kg	ND	858	980	114	69-134	
Bromodichloromethane	ug/kg	ND	858	793	92	64-130	
Bromoform	ug/kg	ND	858	701	82	62-130	
Bromomethane	ug/kg	ND	858	755	88	20-176	IK,v1
Carbon tetrachloride	ug/kg	ND	858	862	101	65-140	
Chlorobenzene	ug/kg	ND	858	972	113	70-130	
Chloroethane	ug/kg	ND	858	259	30	10-130	
Chloroform	ug/kg	ND	858	895	104	63-130	
Chloromethane	ug/kg	ND	858	1200	140	58-130	M1
cis-1,2-Dichloroethene	ug/kg	ND	858	999	116	66-130	
cis-1,3-Dichloropropene	ug/kg	ND	858	836	97	67-130	
Dibromochloromethane	ug/kg	ND	858	772	90	67-130	
Dibromomethane	ug/kg	ND	858	931	108	63-131	
Dichlorodifluoromethane	ug/kg	ND	858	1180	137	44-180	
Diisopropyl ether	ug/kg	ND	858	855	100	63-130	
Ethylbenzene	ug/kg	ND	858	928	108	66-130	
Hexachloro-1,3-butadiene	ug/kg	ND	858	916	107	64-150	
Isopropylbenzene (Cumene)	ug/kg	ND	858	982	115	69-135	
m&p-Xylene	ug/kg	ND	1710	1860	109	60-133	
Methyl-tert-butyl ether	ug/kg	ND	858	878	102	65-130	
Methylene Chloride	ug/kg	ND	858	1000	117	61-130	
n-Butylbenzene	ug/kg	ND	858	871	102	65-140	
n-Propylbenzene	ug/kg	ND	858	876	102	67-140	
Naphthalene	ug/kg	ND	858	703	82	15-145	
o-Xylene	ug/kg	ND	858	932	109	66-133	
p-Isopropyltoluene	ug/kg	ND	858	858	100	56-147	
sec-Butylbenzene	ug/kg	ND	858	885	103	65-139	
Styrene	ug/kg	ND	858	938	109	70-132	
tert-Butylbenzene	ug/kg	ND	858	697	81	62-135	v3
Tetrachloroethene	ug/kg	ND	858	998	116	70-135	
Toluene	ug/kg	10.9	858	916	105	67-130	
trans-1,2-Dichloroethene	ug/kg	ND	858	990	115	69-130	
trans-1,3-Dichloropropene	ug/kg	ND	858	807	94	62-130	
Trichloroethene	ug/kg	ND	858	993	116	70-135	
Trichlorofluoromethane	ug/kg	ND	858	337	39	10-130	
Vinyl acetate	ug/kg	ND	1710	1680	98	53-130	
Vinyl chloride	ug/kg	ND	858	1070	125	61-148	
Xylene (Total)	ug/kg	ND	2570	2790	109	63-132	
1,2-Dichloroethane-d4 (S)	%				102	70-130	
4-Bromofluorobenzene (S)	%				98	69-134	
Toluene-d8 (S)	%				101	70-130	

Results presented on this page are in the units indicated by the "Units" column except where an alternate unit is presented to the right of the result.

REPORT OF LABORATORY ANALYSIS

This report shall not be reproduced, except in full,
without the written consent of Pace Analytical Services, LLC.

Pace Analytical Services, LLC
9800 Kincey Ave. Suite 100
Huntersville, NC 28078
(704)875-9092

QUALITY CONTROL DATA

Project: CPC Huntersville/2020-L1-2448
Pace Project No.: 92544080

SAMPLE DUPLICATE: 3297761

Parameter	Units	92544080005 Result	Dup Result	RPD	Max RPD	Qualifiers
1,1,1,2-Tetrachloroethane	ug/kg	ND	ND		30	
1,1,1-Trichloroethane	ug/kg	ND	ND		30	
1,1,2,2-Tetrachloroethane	ug/kg	ND	ND		30	
1,1,2-Trichloroethane	ug/kg	ND	ND		30	
1,1-Dichloroethane	ug/kg	ND	ND		30	
1,1-Dichloroethene	ug/kg	ND	ND		30	
1,1-Dichloropropene	ug/kg	ND	ND		30	
1,2,3-Trichlorobenzene	ug/kg	ND	ND		30	
1,2,3-Trichloropropane	ug/kg	ND	ND		30	
1,2,4-Trichlorobenzene	ug/kg	ND	ND		30	
1,2,4-Trimethylbenzene	ug/kg	33.0	37.5	13	30	
1,2-Dibromo-3-chloropropane	ug/kg	ND	ND		30	
1,2-Dibromoethane (EDB)	ug/kg	ND	ND		30	
1,2-Dichlorobenzene	ug/kg	ND	ND		30	
1,2-Dichloroethane	ug/kg	ND	ND		30	
1,2-Dichloropropane	ug/kg	ND	ND		30	
1,3,5-Trimethylbenzene	ug/kg	ND	ND		30	
1,3-Dichlorobenzene	ug/kg	ND	ND		30	
1,3-Dichloropropane	ug/kg	ND	ND		30	
1,4-Dichlorobenzene	ug/kg	ND	ND		30	
2,2-Dichloropropane	ug/kg	ND	ND		30	
2-Butanone (MEK)	ug/kg	ND	ND		30	
2-Chlorotoluene	ug/kg	ND	ND		30	
2-Hexanone	ug/kg	ND	ND		30	
4-Chlorotoluene	ug/kg	ND	ND		30	
4-Methyl-2-pentanone (MIBK)	ug/kg	ND	ND		30	
Acetone	ug/kg	ND	ND		30	
Benzene	ug/kg	327	345	6	30	
Bromobenzene	ug/kg	ND	ND		30	
Bromochloromethane	ug/kg	ND	ND		30	
Bromodichloromethane	ug/kg	ND	ND		30	
Bromoform	ug/kg	ND	ND		30	
Bromomethane	ug/kg	ND	ND		30	IK,v1
Carbon tetrachloride	ug/kg	ND	ND		30	
Chlorobenzene	ug/kg	ND	ND		30	
Chloroethane	ug/kg	ND	ND		30	
Chloroform	ug/kg	ND	ND		30	
Chloromethane	ug/kg	ND	ND		30	
cis-1,2-Dichloroethene	ug/kg	ND	ND		30	
cis-1,3-Dichloropropene	ug/kg	ND	ND		30	
Dibromochloromethane	ug/kg	ND	ND		30	
Dibromomethane	ug/kg	ND	ND		30	
Dichlorodifluoromethane	ug/kg	ND	ND		30	
Diisopropyl ether	ug/kg	ND	ND		30	
Ethylbenzene	ug/kg	98.8	108	9	30	
Hexachloro-1,3-butadiene	ug/kg	ND	ND		30	
Isopropylbenzene (Cumene)	ug/kg	ND	ND		30	

Results presented on this page are in the units indicated by the "Units" column except where an alternate unit is presented to the right of the result.

REPORT OF LABORATORY ANALYSIS

This report shall not be reproduced, except in full,
without the written consent of Pace Analytical Services, LLC.

Pace Analytical Services, LLC
9800 Kincey Ave. Suite 100
Huntersville, NC 28078
(704)875-9092

QUALITY CONTROL DATA

Project: CPC Huntersville/2020-L1-2448
Pace Project No.: 92544080

SAMPLE DUPLICATE: 3297761

Parameter	Units	92544080005 Result	Dup Result	RPD	Max RPD	Qualifiers
m&p-Xylene	ug/kg	321	355	10	30	
Methyl-tert-butyl ether	ug/kg	ND	ND		30	
Methylene Chloride	ug/kg	ND	ND		30	
n-Butylbenzene	ug/kg	ND	ND		30	
n-Propylbenzene	ug/kg	ND	ND		30	
Naphthalene	ug/kg	ND	ND		30	
o-Xylene	ug/kg	122	134	9	30	
p-Isopropyltoluene	ug/kg	ND	ND		30	
sec-Butylbenzene	ug/kg	ND	ND		30	
Styrene	ug/kg	ND	ND		30	
tert-Butylbenzene	ug/kg	ND	ND		30	v2
Tetrachloroethene	ug/kg	ND	ND		30	
Toluene	ug/kg	1210	1270	5	30	
trans-1,2-Dichloroethene	ug/kg	ND	ND		30	
trans-1,3-Dichloropropene	ug/kg	ND	ND		30	
Trichloroethene	ug/kg	ND	ND		30	
Trichlorofluoromethane	ug/kg	ND	ND		30	
Vinyl acetate	ug/kg	ND	ND		30	
Vinyl chloride	ug/kg	ND	ND		30	
Xylene (Total)	ug/kg	443	489	10	30	
1,2-Dichloroethane-d4 (S)	%	100	104			
4-Bromofluorobenzene (S)	%	98	100			
Toluene-d8 (S)	%	101	100			

Results presented on this page are in the units indicated by the "Units" column except where an alternate unit is presented to the right of the result.

REPORT OF LABORATORY ANALYSIS

This report shall not be reproduced, except in full,
without the written consent of Pace Analytical Services, LLC.

Pace Analytical Services, LLC
9800 Kincey Ave. Suite 100
Huntersville, NC 28078
(704)875-9092

QUALITY CONTROL DATA

Project: CPC Huntersville/2020-L1-2448
Pace Project No.: 92544080

QC Batch: 627304 | Analysis Method: EPA 8260D
QC Batch Method: EPA 5035A/5030B | Analysis Description: 8260D 5035A 5030B
Laboratory: Pace Analytical Services - Charlotte
Associated Lab Samples: 92544080015, 92544080016, 92544080017, 92544080018, 92544080019

METHOD BLANK: 3297960 Matrix: Solid
Associated Lab Samples: 92544080015, 92544080016, 92544080017, 92544080018, 92544080019

Parameter	Units	Blank Result	Reporting Limit	MDL	Analyzed	Qualifiers
1,1,1,2-Tetrachloroethane	ug/kg	ND	5.0	1.9	06/16/21 03:42	
1,1,1-Trichloroethane	ug/kg	ND	5.0	2.6	06/16/21 03:42	
1,1,2,2-Tetrachloroethane	ug/kg	ND	5.0	1.3	06/16/21 03:42	
1,1,2-Trichloroethane	ug/kg	ND	5.0	1.7	06/16/21 03:42	
1,1-Dichloroethane	ug/kg	ND	5.0	2.1	06/16/21 03:42	
1,1-Dichloroethene	ug/kg	ND	5.0	2.1	06/16/21 03:42	
1,1-Dichloropropene	ug/kg	ND	5.0	2.4	06/16/21 03:42	
1,2,3-Trichlorobenzene	ug/kg	ND	5.0	4.0	06/16/21 03:42	
1,2,3-Trichloropropane	ug/kg	ND	5.0	2.5	06/16/21 03:42	
1,2,4-Trichlorobenzene	ug/kg	ND	5.0	4.2	06/16/21 03:42	
1,2,4-Trimethylbenzene	ug/kg	ND	5.0	1.4	06/16/21 03:42	
1,2-Dibromo-3-chloropropane	ug/kg	ND	5.0	1.9	06/16/21 03:42	
1,2-Dibromoethane (EDB)	ug/kg	ND	5.0	2.2	06/16/21 03:42	
1,2-Dichlorobenzene	ug/kg	ND	5.0	1.8	06/16/21 03:42	
1,2-Dichloroethane	ug/kg	ND	5.0	3.3	06/16/21 03:42	
1,2-Dichloropropane	ug/kg	ND	5.0	1.5	06/16/21 03:42	
1,3,5-Trimethylbenzene	ug/kg	ND	5.0	1.7	06/16/21 03:42	
1,3-Dichlorobenzene	ug/kg	ND	5.0	1.6	06/16/21 03:42	
1,3-Dichloropropane	ug/kg	ND	5.0	1.6	06/16/21 03:42	
1,4-Dichlorobenzene	ug/kg	ND	5.0	1.3	06/16/21 03:42	
2,2-Dichloropropane	ug/kg	ND	5.0	1.6	06/16/21 03:42	
2-Butanone (MEK)	ug/kg	ND	100	24.0	06/16/21 03:42	
2-Chlorotoluene	ug/kg	ND	5.0	1.8	06/16/21 03:42	
2-Hexanone	ug/kg	ND	50.0	4.8	06/16/21 03:42	
4-Chlorotoluene	ug/kg	ND	5.0	0.88	06/16/21 03:42	
4-Methyl-2-pentanone (MIBK)	ug/kg	ND	50.0	4.8	06/16/21 03:42	
Acetone	ug/kg	ND	100	32.1	06/16/21 03:42	
Benzene	ug/kg	ND	5.0	2.0	06/16/21 03:42	
Bromobenzene	ug/kg	ND	5.0	1.6	06/16/21 03:42	
Bromochloromethane	ug/kg	ND	5.0	1.5	06/16/21 03:42	
Bromodichloromethane	ug/kg	ND	5.0	1.9	06/16/21 03:42	
Bromoform	ug/kg	ND	5.0	1.8	06/16/21 03:42	
Bromomethane	ug/kg	ND	10.0	7.9	06/16/21 03:42	IK
Carbon tetrachloride	ug/kg	ND	5.0	1.9	06/16/21 03:42	
Chlorobenzene	ug/kg	ND	5.0	0.96	06/16/21 03:42	
Chloroethane	ug/kg	ND	10.0	3.9	06/16/21 03:42	
Chloroform	ug/kg	ND	5.0	3.0	06/16/21 03:42	
Chloromethane	ug/kg	ND	10.0	4.2	06/16/21 03:42	
cis-1,2-Dichloroethene	ug/kg	ND	5.0	1.7	06/16/21 03:42	
cis-1,3-Dichloropropene	ug/kg	ND	5.0	1.4	06/16/21 03:42	

Results presented on this page are in the units indicated by the "Units" column except where an alternate unit is presented to the right of the result.

REPORT OF LABORATORY ANALYSIS

This report shall not be reproduced, except in full,
without the written consent of Pace Analytical Services, LLC.

Pace Analytical Services, LLC
9800 Kincey Ave. Suite 100
Huntersville, NC 28078
(704)875-9092

QUALITY CONTROL DATA

Project: CPC Huntersville/2020-L1-2448
Pace Project No.: 92544080

METHOD BLANK: 3297960 Matrix: Solid
Associated Lab Samples: 92544080015, 92544080016, 92544080017, 92544080018, 92544080019

Parameter	Units	Blank Result	Reporting Limit	MDL	Analyzed	Qualifiers
Dibromochloromethane	ug/kg	ND	5.0	2.8	06/16/21 03:42	
Dibromomethane	ug/kg	ND	5.0	1.1	06/16/21 03:42	
Dichlorodifluoromethane	ug/kg	ND	10.0	2.2	06/16/21 03:42	
Diisopropyl ether	ug/kg	ND	5.0	1.4	06/16/21 03:42	
Ethylbenzene	ug/kg	ND	5.0	2.3	06/16/21 03:42	
Hexachloro-1,3-butadiene	ug/kg	ND	10.0	8.2	06/16/21 03:42	
Isopropylbenzene (Cumene)	ug/kg	ND	5.0	1.7	06/16/21 03:42	
m&p-Xylene	ug/kg	ND	10.0	3.4	06/16/21 03:42	
Methyl-tert-butyl ether	ug/kg	ND	5.0	1.9	06/16/21 03:42	
Methylene Chloride	ug/kg	ND	20.0	13.7	06/16/21 03:42	
n-Butylbenzene	ug/kg	ND	5.0	2.4	06/16/21 03:42	
n-Propylbenzene	ug/kg	ND	5.0	1.8	06/16/21 03:42	
Naphthalene	ug/kg	ND	5.0	2.6	06/16/21 03:42	
o-Xylene	ug/kg	ND	5.0	2.2	06/16/21 03:42	
p-Isopropyltoluene	ug/kg	ND	5.0	2.5	06/16/21 03:42	
sec-Butylbenzene	ug/kg	ND	5.0	2.2	06/16/21 03:42	
Styrene	ug/kg	ND	5.0	1.3	06/16/21 03:42	
tert-Butylbenzene	ug/kg	ND	5.0	1.8	06/16/21 03:42	
Tetrachloroethene	ug/kg	ND	5.0	1.6	06/16/21 03:42	
Toluene	ug/kg	ND	5.0	1.4	06/16/21 03:42	
trans-1,2-Dichloroethene	ug/kg	ND	5.0	1.8	06/16/21 03:42	
trans-1,3-Dichloropropene	ug/kg	ND	5.0	1.7	06/16/21 03:42	
Trichloroethene	ug/kg	ND	5.0	1.3	06/16/21 03:42	
Trichlorofluoromethane	ug/kg	ND	5.0	2.8	06/16/21 03:42	
Vinyl acetate	ug/kg	ND	50.0	3.6	06/16/21 03:42	
Vinyl chloride	ug/kg	ND	10.0	2.5	06/16/21 03:42	
Xylene (Total)	ug/kg	ND	10.0	2.8	06/16/21 03:42	
1,2-Dichloroethane-d4 (S)	%	111	70-130		06/16/21 03:42	
4-Bromofluorobenzene (S)	%	100	69-134		06/16/21 03:42	
Toluene-d8 (S)	%	100	70-130		06/16/21 03:42	

LABORATORY CONTROL SAMPLE: 3297961

Parameter	Units	Spike Conc.	LCS Result	LCS % Rec	% Rec Limits	Qualifiers
1,1,1,2-Tetrachloroethane	ug/kg	1250	1100	88	70-130	
1,1,1-Trichloroethane	ug/kg	1250	1060	85	70-130	
1,1,2,2-Tetrachloroethane	ug/kg	1250	1030	82	70-130	
1,1,2-Trichloroethane	ug/kg	1250	1010	81	70-130	
1,1-Dichloroethane	ug/kg	1250	1170	93	70-130	
1,1-Dichloroethene	ug/kg	1250	1250	100	70-130	
1,1-Dichloropropene	ug/kg	1250	1150	92	70-130	
1,2,3-Trichlorobenzene	ug/kg	1250	1060	85	65-130	
1,2,3-Trichloropropane	ug/kg	1250	1070	86	70-130	
1,2,4-Trichlorobenzene	ug/kg	1250	1070	85	68-130	

Results presented on this page are in the units indicated by the "Units" column except where an alternate unit is presented to the right of the result.

REPORT OF LABORATORY ANALYSIS

This report shall not be reproduced, except in full,
without the written consent of Pace Analytical Services, LLC.

Pace Analytical Services, LLC
9800 Kincey Ave. Suite 100
Huntersville, NC 28078
(704)875-9092

QUALITY CONTROL DATA

Project: CPC Huntersville/2020-L1-2448
Pace Project No.: 92544080

LABORATORY CONTROL SAMPLE: 3297961

Parameter	Units	Spike Conc.	LCS Result	LCS % Rec	% Rec Limits	Qualifiers
1,2,4-Trimethylbenzene	ug/kg	1250	1100	88	70-130	
1,2-Dibromo-3-chloropropane	ug/kg	1250	1060	85	70-130	
1,2-Dibromoethane (EDB)	ug/kg	1250	1090	87	70-130	
1,2-Dichlorobenzene	ug/kg	1250	1060	85	70-130	
1,2-Dichloroethane	ug/kg	1250	1110	88	63-130	
1,2-Dichloropropane	ug/kg	1250	1130	91	70-130	
1,3,5-Trimethylbenzene	ug/kg	1250	1100	88	70-130	
1,3-Dichlorobenzene	ug/kg	1250	1050	84	70-130	
1,3-Dichloropropane	ug/kg	1250	1100	88	70-130	
1,4-Dichlorobenzene	ug/kg	1250	1090	87	70-130	
2,2-Dichloropropane	ug/kg	1250	1010	81	66-130	
2-Butanone (MEK)	ug/kg	2500	2250	90	70-130	
2-Chlorotoluene	ug/kg	1250	1130	90	70-130	
2-Hexanone	ug/kg	2500	2290	92	70-130	
4-Chlorotoluene	ug/kg	1250	1050	84	70-130	
4-Methyl-2-pentanone (MIBK)	ug/kg	2500	2330	93	70-130	
Acetone	ug/kg	2500	2380	95	69-130	
Benzene	ug/kg	1250	1110	89	70-130	
Bromobenzene	ug/kg	1250	1120	89	70-130	
Bromochloromethane	ug/kg	1250	1160	92	70-130	
Bromodichloromethane	ug/kg	1250	1010	81	69-130	
Bromoform	ug/kg	1250	1040	83	70-130	
Bromomethane	ug/kg	1250	1570	126	52-130	IK
Carbon tetrachloride	ug/kg	1250	1140	92	70-130	
Chlorobenzene	ug/kg	1250	1110	89	70-130	
Chloroethane	ug/kg	1250	1320	105	65-130	
Chloroform	ug/kg	1250	1230	98	70-130	
Chloromethane	ug/kg	1250	1130	90	55-130	
cis-1,2-Dichloroethene	ug/kg	1250	1140	92	70-130	
cis-1,3-Dichloropropene	ug/kg	1250	1090	87	70-130	
Dibromochloromethane	ug/kg	1250	1080	86	70-130	
Dibromomethane	ug/kg	1250	1100	88	70-130	
Dichlorodifluoromethane	ug/kg	1250	1270	101	45-156	
Diisopropyl ether	ug/kg	1250	1090	87	70-130	
Ethylbenzene	ug/kg	1250	1210	97	70-130	
Hexachloro-1,3-butadiene	ug/kg	1250	1150	92	66-130	
Isopropylbenzene (Cumene)	ug/kg	1250	1130	90	70-130	
m&p-Xylene	ug/kg	2500	2230	89	70-130	
Methyl-tert-butyl ether	ug/kg	1250	1070	85	70-130	
Methylene Chloride	ug/kg	1250	1230	98	65-130	
n-Butylbenzene	ug/kg	1250	1150	92	67-130	
n-Propylbenzene	ug/kg	1250	1150	92	70-130	
Naphthalene	ug/kg	1250	1030	82	70-130	
o-Xylene	ug/kg	1250	1110	89	70-130	
p-Isopropyltoluene	ug/kg	1250	1130	90	67-130	
sec-Butylbenzene	ug/kg	1250	1110	89	69-130	
Styrene	ug/kg	1250	1120	90	70-130	

Results presented on this page are in the units indicated by the "Units" column except where an alternate unit is presented to the right of the result.

REPORT OF LABORATORY ANALYSIS

This report shall not be reproduced, except in full,
without the written consent of Pace Analytical Services, LLC.

Pace Analytical Services, LLC
9800 Kincey Ave. Suite 100
Huntersville, NC 28078
(704)875-9092

QUALITY CONTROL DATA

Project: CPC Huntersville/2020-L1-2448
Pace Project No.: 92544080

LABORATORY CONTROL SAMPLE: 3297961

Parameter	Units	Spike Conc.	LCS Result	LCS % Rec	% Rec Limits	Qualifiers
tert-Butylbenzene	ug/kg	1250	1080	86	67-130	
Tetrachloroethene	ug/kg	1250	1020	82	70-130	
Toluene	ug/kg	1250	1080	86	70-130	
trans-1,2-Dichloroethene	ug/kg	1250	1180	94	70-130	
trans-1,3-Dichloropropene	ug/kg	1250	1090	88	68-130	
Trichloroethene	ug/kg	1250	1120	90	70-130	
Trichlorofluoromethane	ug/kg	1250	1200	96	70-130	
Vinyl acetate	ug/kg	2500	2490	100	70-130	
Vinyl chloride	ug/kg	1250	1240	99	61-130	
Xylene (Total)	ug/kg	3750	3340	89	70-130	
1,2-Dichloroethane-d4 (S)	%			101	70-130	
4-Bromofluorobenzene (S)	%			100	69-134	
Toluene-d8 (S)	%			101	70-130	

MATRIX SPIKE SAMPLE: 3297963

Parameter	Units	92544143002 Result	Spike Conc.	MS Result	MS % Rec	% Rec Limits	Qualifiers
1,1,1,2-Tetrachloroethane	ug/kg	ND	593	561	94	70-131	
1,1,1-Trichloroethane	ug/kg	ND	593	559	94	65-133	
1,1,2,2-Tetrachloroethane	ug/kg	ND	593	517	87	66-130	
1,1,2-Trichloroethane	ug/kg	ND	593	511	86	66-133	
1,1-Dichloroethane	ug/kg	ND	593	593	100	65-130	
1,1-Dichloroethene	ug/kg	ND	593	649	109	10-158	
1,1-Dichloropropene	ug/kg	ND	593	616	104	68-133	
1,2,3-Trichlorobenzene	ug/kg	ND	593	639	108	27-138	
1,2,3-Trichloropropane	ug/kg	ND	593	524	88	67-130	
1,2,4-Trichlorobenzene	ug/kg	ND	593	626	105	51-134	
1,2,4-Trimethylbenzene	ug/kg	ND	593	603	102	63-136	
1,2-Dibromo-3-chloropropane	ug/kg	ND	593	500	84	32-130	
1,2-Dibromoethane (EDB)	ug/kg	ND	593	559	94	70-130	
1,2-Dichlorobenzene	ug/kg	ND	593	582	98	69-130	
1,2-Dichloroethane	ug/kg	ND	593	569	96	59-130	
1,2-Dichloropropane	ug/kg	ND	593	589	99	70-130	
1,3,5-Trimethylbenzene	ug/kg	ND	593	618	104	65-137	
1,3-Dichlorobenzene	ug/kg	ND	593	579	97	70-130	
1,3-Dichloropropane	ug/kg	ND	593	579	98	70-130	
1,4-Dichlorobenzene	ug/kg	ND	593	586	99	68-130	
2,2-Dichloropropane	ug/kg	ND	593	444	75	32-130	
2-Butanone (MEK)	ug/kg	ND	1190	1000	84	10-136	
2-Chlorotoluene	ug/kg	ND	593	622	105	69-141	
2-Hexanone	ug/kg	ND	1190	1040	88	10-144	
4-Chlorotoluene	ug/kg	ND	593	583	98	70-132	
4-Methyl-2-pentanone (MIBK)	ug/kg	ND	1190	1080	91	25-143	
Acetone	ug/kg	ND	1190	873	74	10-130	
Benzene	ug/kg	ND	593	577	97	67-130	

Results presented on this page are in the units indicated by the "Units" column except where an alternate unit is presented to the right of the result.

REPORT OF LABORATORY ANALYSIS

This report shall not be reproduced, except in full,
without the written consent of Pace Analytical Services, LLC.

Pace Analytical Services, LLC
9800 Kincey Ave. Suite 100
Huntersville, NC 28078
(704)875-9092

QUALITY CONTROL DATA

Project: CPC Huntersville/2020-L1-2448
Pace Project No.: 92544080

MATRIX SPIKE SAMPLE: 3297963

Parameter	Units	92544143002 Result	Spike Conc.	MS Result	MS % Rec	% Rec Limits	Qualifiers
Bromobenzene	ug/kg	ND	593	592	100	70-130	
Bromochloromethane	ug/kg	ND	593	531	90	69-134	
Bromodichloromethane	ug/kg	ND	593	508	85	64-130	
Bromoform	ug/kg	ND	593	486	82	62-130	
Bromomethane	ug/kg	ND	593	451	76	20-176	IK
Carbon tetrachloride	ug/kg	ND	593	578	97	65-140	
Chlorobenzene	ug/kg	ND	593	594	100	70-130	
Chloroethane	ug/kg	ND	593	198	33	10-130	
Chloroform	ug/kg	ND	593	614	103	63-130	
Chloromethane	ug/kg	ND	593	628	106	58-130	
cis-1,2-Dichloroethene	ug/kg	ND	593	595	100	66-130	
cis-1,3-Dichloropropene	ug/kg	ND	593	534	90	67-130	
Dibromochloromethane	ug/kg	ND	593	523	88	67-130	
Dibromomethane	ug/kg	ND	593	549	92	63-131	
Dichlorodifluoromethane	ug/kg	ND	593	643	108	44-180	v3
Diisopropyl ether	ug/kg	ND	593	555	93	63-130	
Ethylbenzene	ug/kg	ND	593	672	113	66-130	
Hexachloro-1,3-butadiene	ug/kg	ND	593	717	121	64-150	
Isopropylbenzene (Cumene)	ug/kg	ND	593	632	106	69-135	
m&p-Xylene	ug/kg	ND	1190	1240	104	60-133	
Methyl-tert-butyl ether	ug/kg	ND	593	532	90	65-130	
Methylene Chloride	ug/kg	ND	593	592	100	61-130	
n-Butylbenzene	ug/kg	ND	593	663	112	65-140	
n-Propylbenzene	ug/kg	ND	593	654	110	67-140	
Naphthalene	ug/kg	ND	593	583	98	15-145	
o-Xylene	ug/kg	ND	593	601	101	66-133	
p-Isopropyltoluene	ug/kg	ND	593	631	106	56-147	
sec-Butylbenzene	ug/kg	ND	593	644	108	65-139	
Styrene	ug/kg	ND	593	589	99	70-132	
tert-Butylbenzene	ug/kg	ND	593	616	104	62-135	
Tetrachloroethene	ug/kg	ND	593	563	95	70-135	
Toluene	ug/kg	ND	593	564	95	67-130	
trans-1,2-Dichloroethene	ug/kg	ND	593	612	103	69-130	
trans-1,3-Dichloropropene	ug/kg	ND	593	524	88	62-130	
Trichloroethene	ug/kg	ND	593	593	100	70-135	
Trichlorofluoromethane	ug/kg	ND	593	169	28	10-130	
Vinyl acetate	ug/kg	ND	1190	1150	97	53-130	
Vinyl chloride	ug/kg	ND	593	611	103	61-148	
Xylene (Total)	ug/kg	ND	1780	1840	103	63-132	
1,2-Dichloroethane-d4 (S)	%				112	70-130	
4-Bromofluorobenzene (S)	%				101	69-134	
Toluene-d8 (S)	%				99	70-130	

Results presented on this page are in the units indicated by the "Units" column except where an alternate unit is presented to the right of the result.

REPORT OF LABORATORY ANALYSIS

This report shall not be reproduced, except in full,
without the written consent of Pace Analytical Services, LLC.

Pace Analytical Services, LLC
9800 Kincey Ave. Suite 100
Huntersville, NC 28078
(704)875-9092

QUALITY CONTROL DATA

Project: CPC Huntersville/2020-L1-2448
Pace Project No.: 92544080

SAMPLE DUPLICATE: 3297962

Parameter	Units	92544143001 Result	Dup Result	RPD	Max RPD	Qualifiers
1,1,1,2-Tetrachloroethane	ug/kg	ND	ND		30	
1,1,1-Trichloroethane	ug/kg	ND	ND		30	
1,1,2,2-Tetrachloroethane	ug/kg	ND	ND		30	
1,1,2-Trichloroethane	ug/kg	ND	ND		30	
1,1-Dichloroethane	ug/kg	ND	ND		30	
1,1-Dichloroethene	ug/kg	ND	ND		30	
1,1-Dichloropropene	ug/kg	ND	ND		30	
1,2,3-Trichlorobenzene	ug/kg	ND	ND		30	
1,2,3-Trichloropropane	ug/kg	ND	ND		30	
1,2,4-Trichlorobenzene	ug/kg	ND	ND		30	
1,2,4-Trimethylbenzene	ug/kg	ND	ND		30	
1,2-Dibromo-3-chloropropane	ug/kg	ND	ND		30	
1,2-Dibromoethane (EDB)	ug/kg	ND	ND		30	
1,2-Dichlorobenzene	ug/kg	ND	ND		30	
1,2-Dichloroethane	ug/kg	ND	ND		30	
1,2-Dichloropropane	ug/kg	ND	ND		30	
1,3,5-Trimethylbenzene	ug/kg	ND	ND		30	
1,3-Dichlorobenzene	ug/kg	ND	ND		30	
1,3-Dichloropropane	ug/kg	ND	ND		30	
1,4-Dichlorobenzene	ug/kg	ND	ND		30	
2,2-Dichloropropane	ug/kg	ND	ND		30	
2-Butanone (MEK)	ug/kg	ND	ND		30	
2-Chlorotoluene	ug/kg	ND	ND		30	
2-Hexanone	ug/kg	ND	ND		30	
4-Chlorotoluene	ug/kg	ND	ND		30	
4-Methyl-2-pentanone (MIBK)	ug/kg	ND	ND		30	
Acetone	ug/kg	ND	ND		30	
Benzene	ug/kg	ND	ND		30	
Bromobenzene	ug/kg	ND	ND		30	
Bromochloromethane	ug/kg	ND	ND		30	
Bromodichloromethane	ug/kg	ND	ND		30	
Bromoform	ug/kg	ND	ND		30	
Bromomethane	ug/kg	ND	ND		30	IK
Carbon tetrachloride	ug/kg	ND	ND		30	
Chlorobenzene	ug/kg	ND	ND		30	
Chloroethane	ug/kg	ND	ND		30	
Chloroform	ug/kg	ND	ND		30	
Chloromethane	ug/kg	ND	ND		30	
cis-1,2-Dichloroethene	ug/kg	ND	ND		30	
cis-1,3-Dichloropropene	ug/kg	ND	ND		30	
Dibromochloromethane	ug/kg	ND	ND		30	
Dibromomethane	ug/kg	ND	ND		30	
Dichlorodifluoromethane	ug/kg	ND	ND		30	
Diisopropyl ether	ug/kg	ND	ND		30	
Ethylbenzene	ug/kg	ND	ND		30	
Hexachloro-1,3-butadiene	ug/kg	ND	ND		30	
Isopropylbenzene (Cumene)	ug/kg	ND	ND		30	

Results presented on this page are in the units indicated by the "Units" column except where an alternate unit is presented to the right of the result.

REPORT OF LABORATORY ANALYSIS

This report shall not be reproduced, except in full,
without the written consent of Pace Analytical Services, LLC.

Pace Analytical Services, LLC
9800 Kincey Ave. Suite 100
Huntersville, NC 28078
(704)875-9092

QUALITY CONTROL DATA

Project: CPC Huntersville/2020-L1-2448
Pace Project No.: 92544080

SAMPLE DUPLICATE: 3297962

Parameter	Units	92544143001 Result	Dup Result	RPD	Max RPD	Qualifiers
m&p-Xylene	ug/kg	ND	ND		30	
Methyl-tert-butyl ether	ug/kg	ND	ND		30	
Methylene Chloride	ug/kg	ND	ND		30	
n-Butylbenzene	ug/kg	ND	ND		30	
n-Propylbenzene	ug/kg	ND	ND		30	
Naphthalene	ug/kg	ND	ND		30	
o-Xylene	ug/kg	ND	ND		30	
p-Isopropyltoluene	ug/kg	ND	ND		30	
sec-Butylbenzene	ug/kg	ND	ND		30	
Styrene	ug/kg	ND	ND		30	
tert-Butylbenzene	ug/kg	ND	ND		30	
Tetrachloroethene	ug/kg	ND	ND		30	
Toluene	ug/kg	ND	3.9J		30	
trans-1,2-Dichloroethene	ug/kg	ND	ND		30	
trans-1,3-Dichloropropene	ug/kg	ND	ND		30	
Trichloroethene	ug/kg	ND	ND		30	
Trichlorofluoromethane	ug/kg	ND	ND		30	
Vinyl acetate	ug/kg	ND	ND		30	
Vinyl chloride	ug/kg	ND	ND		30	
Xylene (Total)	ug/kg	ND	ND		30	
1,2-Dichloroethane-d4 (S)	%	110	110			
4-Bromofluorobenzene (S)	%	100	101			
Toluene-d8 (S)	%	101	101			

Results presented on this page are in the units indicated by the "Units" column except where an alternate unit is presented to the right of the result.

REPORT OF LABORATORY ANALYSIS

This report shall not be reproduced, except in full,
without the written consent of Pace Analytical Services, LLC.

Pace Analytical Services, LLC
9800 Kincey Ave. Suite 100
Huntersville, NC 28078
(704)875-9092

QUALITY CONTROL DATA

Project: CPC Huntersville/2020-L1-2448
Pace Project No.: 92544080

QC Batch: 627604 | Analysis Method: EPA 8260D
QC Batch Method: EPA 5035A/5030B | Analysis Description: 8260D 5035A 5030B
Laboratory: Pace Analytical Services - Charlotte
Associated Lab Samples: 92544080002, 92544080004, 92544080006, 92544080008, 92544080011, 92544080012, 92544080014, 92544080020

METHOD BLANK: 3299417 Matrix: Solid
Associated Lab Samples: 92544080002, 92544080004, 92544080006, 92544080008, 92544080011, 92544080012, 92544080014, 92544080020

Parameter	Units	Blank Result	Reporting Limit	MDL	Analyzed	Qualifiers
1,1,1,2-Tetrachloroethane	ug/kg	ND	5.0	1.9	06/16/21 17:31	
1,1,1-Trichloroethane	ug/kg	ND	5.0	2.6	06/16/21 17:31	
1,1,2,2-Tetrachloroethane	ug/kg	ND	5.0	1.3	06/16/21 17:31	
1,1,2-Trichloroethane	ug/kg	ND	5.0	1.7	06/16/21 17:31	
1,1-Dichloroethane	ug/kg	ND	5.0	2.1	06/16/21 17:31	
1,1-Dichloroethene	ug/kg	ND	5.0	2.1	06/16/21 17:31	
1,1-Dichloropropene	ug/kg	ND	5.0	2.4	06/16/21 17:31	
1,2,3-Trichlorobenzene	ug/kg	ND	5.0	4.0	06/16/21 17:31	
1,2,3-Trichloropropane	ug/kg	ND	5.0	2.5	06/16/21 17:31	
1,2,4-Trichlorobenzene	ug/kg	ND	5.0	4.2	06/16/21 17:31	
1,2,4-Trimethylbenzene	ug/kg	ND	5.0	1.4	06/16/21 17:31	
1,2-Dibromo-3-chloropropane	ug/kg	ND	5.0	1.9	06/16/21 17:31	
1,2-Dibromoethane (EDB)	ug/kg	ND	5.0	2.2	06/16/21 17:31	
1,2-Dichlorobenzene	ug/kg	ND	5.0	1.8	06/16/21 17:31	
1,2-Dichloroethane	ug/kg	ND	5.0	3.3	06/16/21 17:31	
1,2-Dichloropropane	ug/kg	ND	5.0	1.5	06/16/21 17:31	
1,3,5-Trimethylbenzene	ug/kg	ND	5.0	1.7	06/16/21 17:31	
1,3-Dichlorobenzene	ug/kg	ND	5.0	1.6	06/16/21 17:31	
1,3-Dichloropropane	ug/kg	ND	5.0	1.6	06/16/21 17:31	
1,4-Dichlorobenzene	ug/kg	ND	5.0	1.3	06/16/21 17:31	
2,2-Dichloropropane	ug/kg	ND	5.0	1.6	06/16/21 17:31	
2-Butanone (MEK)	ug/kg	ND	100	24.0	06/16/21 17:31	
2-Chlorotoluene	ug/kg	ND	5.0	1.8	06/16/21 17:31	
2-Hexanone	ug/kg	ND	50.0	4.8	06/16/21 17:31	
4-Chlorotoluene	ug/kg	ND	5.0	0.88	06/16/21 17:31	
4-Methyl-2-pentanone (MIBK)	ug/kg	ND	50.0	4.8	06/16/21 17:31	
Acetone	ug/kg	ND	100	32.1	06/16/21 17:31	
Benzene	ug/kg	ND	5.0	2.0	06/16/21 17:31	
Bromobenzene	ug/kg	ND	5.0	1.6	06/16/21 17:31	
Bromochloromethane	ug/kg	ND	5.0	1.5	06/16/21 17:31	
Bromodichloromethane	ug/kg	ND	5.0	1.9	06/16/21 17:31	
Bromoform	ug/kg	ND	5.0	1.8	06/16/21 17:31	
Bromomethane	ug/kg	ND	10.0	7.9	06/16/21 17:31	IK
Carbon tetrachloride	ug/kg	ND	5.0	1.9	06/16/21 17:31	
Chlorobenzene	ug/kg	ND	5.0	0.96	06/16/21 17:31	
Chloroethane	ug/kg	ND	10.0	3.9	06/16/21 17:31	
Chloroform	ug/kg	ND	5.0	3.0	06/16/21 17:31	
Chloromethane	ug/kg	ND	10.0	4.2	06/16/21 17:31	
cis-1,2-Dichloroethene	ug/kg	ND	5.0	1.7	06/16/21 17:31	

Results presented on this page are in the units indicated by the "Units" column except where an alternate unit is presented to the right of the result.

REPORT OF LABORATORY ANALYSIS

This report shall not be reproduced, except in full,
without the written consent of Pace Analytical Services, LLC.

Pace Analytical Services, LLC
9800 Kincey Ave. Suite 100
Huntersville, NC 28078
(704)875-9092

QUALITY CONTROL DATA

Project: CPC Huntersville/2020-L1-2448
Pace Project No.: 92544080

METHOD BLANK: 3299417 Matrix: Solid
Associated Lab Samples: 92544080002, 92544080004, 92544080006, 92544080008, 92544080011, 92544080012, 92544080014, 92544080020

Parameter	Units	Blank Result	Reporting Limit	MDL	Analyzed	Qualifiers
cis-1,3-Dichloropropene	ug/kg	ND	5.0	1.4	06/16/21 17:31	
Dibromochloromethane	ug/kg	ND	5.0	2.8	06/16/21 17:31	
Dibromomethane	ug/kg	ND	5.0	1.1	06/16/21 17:31	
Dichlorodifluoromethane	ug/kg	ND	10.0	2.2	06/16/21 17:31	v2
Diisopropyl ether	ug/kg	ND	5.0	1.4	06/16/21 17:31	
Ethylbenzene	ug/kg	ND	5.0	2.3	06/16/21 17:31	
Hexachloro-1,3-butadiene	ug/kg	ND	10.0	8.2	06/16/21 17:31	
Isopropylbenzene (Cumene)	ug/kg	ND	5.0	1.7	06/16/21 17:31	
m&p-Xylene	ug/kg	ND	10.0	3.4	06/16/21 17:31	
Methyl-tert-butyl ether	ug/kg	ND	5.0	1.9	06/16/21 17:31	
Methylene Chloride	ug/kg	ND	20.0	13.7	06/16/21 17:31	
n-Butylbenzene	ug/kg	ND	5.0	2.4	06/16/21 17:31	
n-Propylbenzene	ug/kg	ND	5.0	1.8	06/16/21 17:31	
Naphthalene	ug/kg	ND	5.0	2.6	06/16/21 17:31	
o-Xylene	ug/kg	ND	5.0	2.2	06/16/21 17:31	
p-Isopropyltoluene	ug/kg	ND	5.0	2.5	06/16/21 17:31	
sec-Butylbenzene	ug/kg	ND	5.0	2.2	06/16/21 17:31	
Styrene	ug/kg	ND	5.0	1.3	06/16/21 17:31	
tert-Butylbenzene	ug/kg	ND	5.0	1.8	06/16/21 17:31	
Tetrachloroethene	ug/kg	ND	5.0	1.6	06/16/21 17:31	
Toluene	ug/kg	ND	5.0	1.4	06/16/21 17:31	
trans-1,2-Dichloroethene	ug/kg	ND	5.0	1.8	06/16/21 17:31	
trans-1,3-Dichloropropene	ug/kg	ND	5.0	1.7	06/16/21 17:31	
Trichloroethene	ug/kg	ND	5.0	1.3	06/16/21 17:31	
Trichlorofluoromethane	ug/kg	ND	5.0	2.8	06/16/21 17:31	
Vinyl acetate	ug/kg	ND	50.0	3.6	06/16/21 17:31	
Vinyl chloride	ug/kg	ND	10.0	2.5	06/16/21 17:31	
Xylene (Total)	ug/kg	ND	10.0	2.8	06/16/21 17:31	
1,2-Dichloroethane-d4 (S)	%	113	70-130		06/16/21 17:31	
4-Bromofluorobenzene (S)	%	101	69-134		06/16/21 17:31	
Toluene-d8 (S)	%	100	70-130		06/16/21 17:31	

LABORATORY CONTROL SAMPLE: 3299418

Parameter	Units	Spike Conc.	LCS Result	LCS % Rec	% Rec Limits	Qualifiers
1,1,1,2-Tetrachloroethane	ug/kg	1250	1210	96	70-130	
1,1,1-Trichloroethane	ug/kg	1250	1160	92	70-130	
1,1,2,2-Tetrachloroethane	ug/kg	1250	1140	91	70-130	
1,1,2-Trichloroethane	ug/kg	1250	1150	92	70-130	
1,1-Dichloroethane	ug/kg	1250	1280	103	70-130	
1,1-Dichloroethene	ug/kg	1250	1320	106	70-130	
1,1-Dichloropropene	ug/kg	1250	1270	101	70-130	
1,2,3-Trichlorobenzene	ug/kg	1250	1250	100	65-130	

Results presented on this page are in the units indicated by the "Units" column except where an alternate unit is presented to the right of the result.

REPORT OF LABORATORY ANALYSIS

This report shall not be reproduced, except in full,
without the written consent of Pace Analytical Services, LLC.

Pace Analytical Services, LLC
9800 Kincey Ave. Suite 100
Huntersville, NC 28078
(704)875-9092

QUALITY CONTROL DATA

Project: CPC Huntersville/2020-L1-2448
Pace Project No.: 92544080

LABORATORY CONTROL SAMPLE: 3299418

Parameter	Units	Spike Conc.	LCS Result	LCS % Rec	% Rec Limits	Qualifiers
1,2,3-Trichloropropane	ug/kg	1250	1200	96	70-130	
1,2,4-Trichlorobenzene	ug/kg	1250	1240	99	68-130	
1,2,4-Trimethylbenzene	ug/kg	1250	1280	102	70-130	
1,2-Dibromo-3-chloropropane	ug/kg	1250	1200	96	70-130	
1,2-Dibromoethane (EDB)	ug/kg	1250	1200	96	70-130	
1,2-Dichlorobenzene	ug/kg	1250	1200	96	70-130	
1,2-Dichloroethane	ug/kg	1250	1220	98	63-130	
1,2-Dichloropropane	ug/kg	1250	1270	101	70-130	
1,3,5-Trimethylbenzene	ug/kg	1250	1240	100	70-130	
1,3-Dichlorobenzene	ug/kg	1250	1180	95	70-130	
1,3-Dichloropropane	ug/kg	1250	1220	98	70-130	
1,4-Dichlorobenzene	ug/kg	1250	1200	96	70-130	
2,2-Dichloropropane	ug/kg	1250	1200	96	66-130	
2-Butanone (MEK)	ug/kg	2500	2640	106	70-130	
2-Chlorotoluene	ug/kg	1250	1270	102	70-130	
2-Hexanone	ug/kg	2500	2560	103	70-130	
4-Chlorotoluene	ug/kg	1250	1200	96	70-130	
4-Methyl-2-pentanone (MIBK)	ug/kg	2500	2650	106	70-130	
Acetone	ug/kg	2500	2550	102	69-130	
Benzene	ug/kg	1250	1230	99	70-130	
Bromobenzene	ug/kg	1250	1250	100	70-130	
Bromochloromethane	ug/kg	1250	1270	102	70-130	
Bromodichloromethane	ug/kg	1250	1150	92	69-130	
Bromoform	ug/kg	1250	1150	92	70-130	
Bromomethane	ug/kg	1250	1760	141	52-130	IK,L1
Carbon tetrachloride	ug/kg	1250	1270	102	70-130	
Chlorobenzene	ug/kg	1250	1210	97	70-130	
Chloroethane	ug/kg	1250	1460	117	65-130	
Chloroform	ug/kg	1250	1350	108	70-130	
Chloromethane	ug/kg	1250	1220	98	55-130	
cis-1,2-Dichloroethene	ug/kg	1250	1270	101	70-130	
cis-1,3-Dichloropropene	ug/kg	1250	1250	100	70-130	
Dibromochloromethane	ug/kg	1250	1180	94	70-130	
Dibromomethane	ug/kg	1250	1240	99	70-130	
Dichlorodifluoromethane	ug/kg	1250	1350	108	45-156	v3
Diisopropyl ether	ug/kg	1250	1210	97	70-130	
Ethylbenzene	ug/kg	1250	1330	107	70-130	
Hexachloro-1,3-butadiene	ug/kg	1250	1400	112	66-130	
Isopropylbenzene (Cumene)	ug/kg	1250	1250	100	70-130	
m&p-Xylene	ug/kg	2500	2460	98	70-130	
Methyl-tert-butyl ether	ug/kg	1250	1180	95	70-130	
Methylene Chloride	ug/kg	1250	1360	109	65-130	
n-Butylbenzene	ug/kg	1250	1350	108	67-130	
n-Propylbenzene	ug/kg	1250	1320	106	70-130	
Naphthalene	ug/kg	1250	1190	95	70-130	
o-Xylene	ug/kg	1250	1220	98	70-130	
p-Isopropyltoluene	ug/kg	1250	1260	100	67-130	

Results presented on this page are in the units indicated by the "Units" column except where an alternate unit is presented to the right of the result.

REPORT OF LABORATORY ANALYSIS

This report shall not be reproduced, except in full,
without the written consent of Pace Analytical Services, LLC.

Pace Analytical Services, LLC
9800 Kincey Ave. Suite 100
Huntersville, NC 28078
(704)875-9092

QUALITY CONTROL DATA

Project: CPC Huntersville/2020-L1-2448
Pace Project No.: 92544080

LABORATORY CONTROL SAMPLE: 3299418

Parameter	Units	Spike Conc.	LCS Result	LCS % Rec	% Rec Limits	Qualifiers
sec-Butylbenzene	ug/kg	1250	1270	102	69-130	
Styrene	ug/kg	1250	1230	99	70-130	
tert-Butylbenzene	ug/kg	1250	1190	95	67-130	
Tetrachloroethene	ug/kg	1250	1130	91	70-130	
Toluene	ug/kg	1250	1200	96	70-130	
trans-1,2-Dichloroethene	ug/kg	1250	1310	105	70-130	
trans-1,3-Dichloropropene	ug/kg	1250	1260	101	68-130	
Trichloroethene	ug/kg	1250	1250	100	70-130	
Trichlorofluoromethane	ug/kg	1250	1320	106	70-130	
Vinyl acetate	ug/kg	2500	2840	113	70-130	
Vinyl chloride	ug/kg	1250	1360	109	61-130	
Xylene (Total)	ug/kg	3750	3680	98	70-130	
1,2-Dichloroethane-d4 (S)	%			101	70-130	
4-Bromofluorobenzene (S)	%			100	69-134	
Toluene-d8 (S)	%			102	70-130	

MATRIX SPIKE & MATRIX SPIKE DUPLICATE: 3299419 3299420

Parameter	Units	92544080020 Result	MS Spike Conc.	MSD Spike Conc.	MS Result	MSD Result	MS % Rec	MSD % Rec	% Rec Limits	RPD	Max RPD	Qual
1,1,1,2-Tetrachloroethane	ug/kg	ND	154000	154000	143000	150000	93	97	70-131	5	30	
1,1,1-Trichloroethane	ug/kg	ND	154000	154000	150000	153000	97	99	65-133	2	30	
1,1,2,2-Tetrachloroethane	ug/kg	ND	154000	154000	139000	144000	90	93	66-130	4	30	
1,1,2-Trichloroethane	ug/kg	ND	154000	154000	144000	147000	94	95	66-133	2	30	
1,1-Dichloroethane	ug/kg	ND	154000	154000	168000	170000	109	110	65-130	1	30	
1,1-Dichloroethene	ug/kg	ND	154000	154000	184000	184000	120	120	10-158	0	30	
1,1-Dichloropropene	ug/kg	ND	154000	154000	167000	166000	109	108	68-133	1	30	
1,2,3-Trichlorobenzene	ug/kg	ND	154000	154000	149000	150000	96	98	27-138	1	30	
1,2,3-Trichloropropane	ug/kg	ND	154000	154000	141000	146000	91	95	67-130	4	30	
1,2,4-Trichlorobenzene	ug/kg	ND	154000	154000	147000	151000	95	98	51-134	3	30	
1,2,4-Trimethylbenzene	ug/kg	563000	154000	154000	696000	700000	86	89	63-136	1	30	
1,2-Dibromo-3-chloropropane	ug/kg	ND	154000	154000	137000	145000	89	94	32-130	6	30	
1,2-Dibromoethane (EDB)	ug/kg	ND	154000	154000	143000	149000	93	97	70-130	5	30	
1,2-Dichlorobenzene	ug/kg	ND	154000	154000	149000	151000	97	98	69-130	1	30	
1,2-Dichloroethane	ug/kg	ND	154000	154000	155000	158000	101	102	59-130	2	30	
1,2-Dichloropropane	ug/kg	ND	154000	154000	162000	164000	105	106	70-130	1	30	
1,3,5-Trimethylbenzene	ug/kg	162000	154000	154000	303000	319000	91	102	65-137	5	30	
1,3-Dichlorobenzene	ug/kg	ND	154000	154000	146000	148000	95	96	70-130	2	30	
1,3-Dichloropropane	ug/kg	ND	154000	154000	149000	156000	97	101	70-130	5	30	
1,4-Dichlorobenzene	ug/kg	ND	154000	154000	148000	153000	96	99	68-130	3	30	
2,2-Dichloropropane	ug/kg	ND	154000	154000	127000	131000	82	85	32-130	3	30	v3
2-Butanone (MEK)	ug/kg	ND	309000	309000	349000	348000	113	113	10-136	0	30	
2-Chlorotoluene	ug/kg	ND	154000	154000	168000	176000	109	114	69-141	5	30	
2-Hexanone	ug/kg	ND	309000	309000	309000	321000	100	104	10-144	4	30	

Results presented on this page are in the units indicated by the "Units" column except where an alternate unit is presented to the right of the result.

REPORT OF LABORATORY ANALYSIS

This report shall not be reproduced, except in full,
without the written consent of Pace Analytical Services, LLC.

Pace Analytical Services, LLC
9800 Kincey Ave. Suite 100
Huntersville, NC 28078
(704)875-9092

QUALITY CONTROL DATA

Project: CPC Huntersville/2020-L1-2448
Pace Project No.: 92544080

MATRIX SPIKE & MATRIX SPIKE DUPLICATE: 3299419 3299420

Parameter	Units	92544080020 Result	MS Spike Conc.	MSD Spike Conc.	MS Result	MSD Result	MS % Rec	MSD % Rec	% Rec Limits	RPD	Max RPD	Qual
4-Chlorotoluene	ug/kg	ND	154000	154000	154000	153000	100	99	70-132	1	30	
4-Methyl-2-pentanone (MIBK)	ug/kg	ND	309000	309000	337000	343000	109	111	25-143	2	30	
Acetone	ug/kg	26600J	309000	309000	346000	357000	104	107	10-130	3	30	
Benzene	ug/kg	53500	154000	154000	212000	214000	103	104	67-130	1	30	
Bromobenzene	ug/kg	ND	154000	154000	153000	155000	99	101	70-130	2	30	
Bromochloromethane	ug/kg	ND	154000	154000	157000	161000	102	105	69-134	3	30	
Bromodichloromethane	ug/kg	ND	154000	154000	139000	142000	90	92	64-130	2	30	
Bromoform	ug/kg	ND	154000	154000	124000	130000	81	85	62-130	5	30	
Bromomethane	ug/kg	ND	154000	154000	188000	197000	122	128	20-176	5	30	IK
Carbon tetrachloride	ug/kg	ND	154000	154000	156000	159000	101	103	65-140	2	30	
Chlorobenzene	ug/kg	ND	154000	154000	151000	157000	98	102	70-130	3	30	
Chloroethane	ug/kg	ND	154000	154000	197000	199000	128	129	10-130	1	30	
Chloroform	ug/kg	ND	154000	154000	172000	172000	111	111	63-130	0	30	
Chloromethane	ug/kg	ND	154000	154000	168000	168000	109	109	58-130	0	30	
cis-1,2-Dichloroethene	ug/kg	ND	154000	154000	163000	167000	106	109	66-130	3	30	
cis-1,3-Dichloropropene	ug/kg	ND	154000	154000	150000	150000	98	97	67-130	0	30	
Dibromochloromethane	ug/kg	ND	154000	154000	136000	140000	88	91	67-130	3	30	
Dibromomethane	ug/kg	ND	154000	154000	147000	149000	95	96	63-131	1	30	
Dichlorodifluoromethane	ug/kg	ND	154000	154000	175000	175000	114	114	44-180	0	30	v3
Diisopropyl ether	ug/kg	ND	154000	154000	156000	157000	101	102	63-130	1	30	
Ethylbenzene	ug/kg	340000	154000	154000	488000	504000	96	106	66-130	3	30	
Hexachloro-1,3-butadiene	ug/kg	ND	154000	154000	162000	170000	105	110	64-150	5	30	
Isopropylbenzene (Cumene)	ug/kg	29500	154000	154000	183000	190000	100	104	69-135	3	30	
m&p-Xylene	ug/kg	1270000	309000	309000	1480000	1540000	67	86	60-133	4	30	
Methyl-tert-butyl ether	ug/kg	ND	154000	154000	146000	148000	95	96	65-130	1	30	
Methylene Chloride	ug/kg	ND	154000	154000	192000	194000	124	126	61-130	1	30	
n-Butylbenzene	ug/kg	26500	154000	154000	190000	196000	106	110	65-140	3	30	
n-Propylbenzene	ug/kg	ND	154000	154000	257000	263000	167	171	67-140	2	30	M1
Naphthalene	ug/kg	54100	154000	154000	197000	201000	93	95	15-145	2	30	
o-Xylene	ug/kg	501000	154000	154000	619000	647000	76	94	66-133	4	30	
p-Isopropyltoluene	ug/kg	25200	154000	154000	180000	183000	100	102	56-147	1	30	
sec-Butylbenzene	ug/kg	ND	154000	154000	170000	172000	110	112	65-139	1	30	
Styrene	ug/kg	ND	154000	154000	162000	168000	105	109	70-132	4	30	
tert-Butylbenzene	ug/kg	ND	154000	154000	150000	162000	97	105	62-135	8	30	
Tetrachloroethene	ug/kg	29600	154000	154000	164000	169000	87	90	70-135	3	30	
Toluene	ug/kg	1020000	154000	154000	1170000	1180000	92	103	67-130	1	30	
trans-1,2-Dichloroethene	ug/kg	ND	154000	154000	169000	173000	110	112	69-130	3	30	
trans-1,3-Dichloropropene	ug/kg	ND	154000	154000	146000	147000	94	95	62-130	1	30	
Trichloroethene	ug/kg	ND	154000	154000	157000	160000	102	104	70-135	2	30	
Trichlorofluoromethane	ug/kg	ND	154000	154000	173000	176000	112	114	10-130	2	30	
Vinyl acetate	ug/kg	ND	309000	309000	343000	349000	111	113	53-130	2	30	
Vinyl chloride	ug/kg	ND	154000	154000	185000	184000	120	119	61-148	1	30	
Xylene (Total)	ug/kg	1780000	462000	462000	2100000	2190000	70	89	63-132	4	30	
1,2-Dichloroethane-d4 (S)	%						107	106	70-130			

Results presented on this page are in the units indicated by the "Units" column except where an alternate unit is presented to the right of the result.

REPORT OF LABORATORY ANALYSIS

This report shall not be reproduced, except in full,
without the written consent of Pace Analytical Services, LLC.

Pace Analytical Services, LLC
9800 Kincey Ave. Suite 100
Huntersville, NC 28078
(704)875-9092

QUALITY CONTROL DATA

Project: CPC Huntersville/2020-L1-2448
Pace Project No.: 92544080

MATRIX SPIKE & MATRIX SPIKE DUPLICATE: 3299419 3299420

Parameter	Units	92544080020 Result	MS Spike Conc.	MSD Spike Conc.	MS Result	MSD Result	MS % Rec	MSD % Rec	% Rec Limits	RPD	Max RPD	Qual
4-Bromofluorobenzene (S)	%						99	101	69-134			
Toluene-d8 (S)	%						100	101	70-130			

Results presented on this page are in the units indicated by the "Units" column except where an alternate unit is presented to the right of the result.

REPORT OF LABORATORY ANALYSIS

This report shall not be reproduced, except in full,
without the written consent of Pace Analytical Services, LLC.

Pace Analytical Services, LLC
9800 Kincey Ave. Suite 100
Huntersville, NC 28078
(704)875-9092

QUALITY CONTROL DATA

Project: CPC Huntersville/2020-L1-2448
Pace Project No.: 92544080

QC Batch: 626957
QC Batch Method: SW-846
Analysis Method: SW-846
Analysis Description: Dry Weight/Percent Moisture
Laboratory: Pace Analytical Services - Charlotte
Associated Lab Samples: 92544080001, 92544080002

SAMPLE DUPLICATE: 3296431

Parameter	Units	92542026005 Result	Dup Result	RPD	Max RPD	Qualifiers
Percent Moisture	%	13.1	14.7	11	25	N2

SAMPLE DUPLICATE: 3296432

Parameter	Units	92544080002 Result	Dup Result	RPD	Max RPD	Qualifiers
Percent Moisture	%	21.8	22.0	1	25	N2

Results presented on this page are in the units indicated by the "Units" column except where an alternate unit is presented to the right of the result.

REPORT OF LABORATORY ANALYSIS

This report shall not be reproduced, except in full,
without the written consent of Pace Analytical Services, LLC.

Pace Analytical Services, LLC
9800 Kincey Ave. Suite 100
Huntersville, NC 28078
(704)875-9092

QUALITY CONTROL DATA

Project: CPC Huntersville/2020-L1-2448
Pace Project No.: 92544080

QC Batch: 626962
QC Batch Method: SW-846
Analysis Method: SW-846
Analysis Description: Dry Weight/Percent Moisture
Laboratory: Pace Analytical Services - Charlotte
Associated Lab Samples: 92544080003, 92544080004, 92544080005, 92544080006, 92544080007, 92544080008, 92544080009, 92544080010, 92544080011, 92544080012, 92544080013, 92544080014, 92544080015, 92544080016, 92544080017, 92544080018, 92544080019, 92544080020

SAMPLE DUPLICATE: 3296454

Parameter	Units	92544088001 Result	Dup Result	RPD	Max RPD	Qualifiers
Percent Moisture	%	20.4	20.5	0	25	N2

SAMPLE DUPLICATE: 3296455

Parameter	Units	92544080020 Result	Dup Result	RPD	Max RPD	Qualifiers
Percent Moisture	%	11.9	12.6	5	25	N2

Results presented on this page are in the units indicated by the "Units" column except where an alternate unit is presented to the right of the result.

REPORT OF LABORATORY ANALYSIS

This report shall not be reproduced, except in full,
without the written consent of Pace Analytical Services, LLC.

Pace Analytical Services, LLC
9800 Kincey Ave. Suite 100
Huntersville, NC 28078
(704)875-9092

QUALIFIERS

Project: CPC Huntersville/2020-L1-2448
Pace Project No.: 92544080

DEFINITIONS

DF - Dilution Factor, if reported, represents the factor applied to the reported data due to dilution of the sample aliquot.

ND - Not Detected at or above adjusted reporting limit.

TNTC - Too Numerous To Count

J - Estimated concentration above the adjusted method detection limit and below the adjusted reporting limit.

MDL - Adjusted Method Detection Limit.

PQL - Practical Quantitation Limit.

RL - Reporting Limit - The lowest concentration value that meets project requirements for quantitative data with known precision and bias for a specific analyte in a specific matrix.

S - Surrogate

1,2-Diphenylhydrazine decomposes to and cannot be separated from Azobenzene using Method 8270. The result for each analyte is a combined concentration.

Consistent with EPA guidelines, unrounded data are displayed and have been used to calculate % recovery and RPD values.

LCS(D) - Laboratory Control Sample (Duplicate)

MS(D) - Matrix Spike (Duplicate)

DUP - Sample Duplicate

RPD - Relative Percent Difference

NC - Not Calculable.

SG - Silica Gel - Clean-Up

U - Indicates the compound was analyzed for, but not detected.

Acid preservation may not be appropriate for 2 Chloroethylvinyl ether.

A separate vial preserved to a pH of 4-5 is recommended in SW846 Chapter 4 for the analysis of Acrolein and Acrylonitrile by EPA Method 8260.

N-Nitrosodiphenylamine decomposes and cannot be separated from Diphenylamine using Method 8270. The result reported for each analyte is a combined concentration.

Pace Analytical is TNI accredited. Contact your Pace PM for the current list of accredited analytes.

TNI - The NELAC Institute.

ANALYTE QUALIFIERS

C7	Analyte is a possible laboratory contaminant (not present in method blank).
IK	The recalculated concentration of the calibration standard(s) did not meet method acceptance criteria; this result should be considered an estimated value.
L1	Analyte recovery in the laboratory control sample (LCS) was above QC limits. Results for this analyte in associated samples may be biased high.
M1	Matrix spike recovery exceeded QC limits. Batch accepted based on laboratory control sample (LCS) recovery.
N2	The lab does not hold NELAC/TNI accreditation for this parameter but other accreditations/certifications may apply. A complete list of accreditations/certifications is available upon request.
S2	Surrogate recovery outside laboratory control limits due to matrix interferences (confirmed by similar results from sample re-analysis).
S5	Surrogate recovery outside control limits due to matrix interferences (not confirmed by re-analysis).
v1	The continuing calibration verification was above the method acceptance limit. Any detection for the analyte in the associated samples may have a high bias.
v2	The continuing calibration verification was below the method acceptance limit. The analyte was not detected in the associated samples and the sensitivity of the instrument was verified with a reporting limit check standard.
v3	The continuing calibration verification was below the method acceptance limit. Any detection for the analyte in the associated samples may have low bias.

This report shall not be reproduced, except in full,
without the written consent of Pace Analytical Services, LLC.

Pace Analytical Services, LLC
9800 Kincey Ave. Suite 100
Huntersville, NC 28078
(704)875-9092

QUALITY CONTROL DATA CROSS REFERENCE TABLE

Project: CPC Huntersville/2020-L1-2448
Pace Project No.: 92544080

Lab ID	Sample ID	QC Batch Method	QC Batch	Analytical Method	Analytical Batch
92544080001	**BA3 (0-2)**	MADEP VPH	627162	MADEP VPH	627185
92544080002	**BA3 (22-24)**	MADEP VPH	627210	MADEP VPH	627265
92544080003	**BA4 (0-2)**	MADEP VPH	627210	MADEP VPH	627265
92544080004	**BA4 (18-20)**	MADEP VPH	627210	MADEP VPH	627265
92544080005	**BB4 (0-2)**	MADEP VPH	627210	MADEP VPH	627265
92544080006	**BB4 (18-20)**	MADEP VPH	627210	MADEP VPH	627265
92544080007	**BB5 (0-2)**	MADEP VPH	627210	MADEP VPH	627265
92544080008	**BB5 (16-19)**	MADEP VPH	627210	MADEP VPH	627265
92544080009	**BB6 (0-2)**	MADEP VPH	627210	MADEP VPH	627265
92544080010	**BB6 (14-16)**	MADEP VPH	627210	MADEP VPH	627265
92544080011	**BB7 (0-2')**	MADEP VPH	627210	MADEP VPH	627265
92544080012	**BB7 (16-18')**	MADEP VPH	627210	MADEP VPH	627265
92544080013	**BB8 (0-2')**	MADEP VPH	627210	MADEP VPH	627265
92544080014	**BB8 (22-24')**	MADEP VPH	627893	MADEP VPH	627952
92544080015	**BA8 (0-2')**	MADEP VPH	627893	MADEP VPH	627952
92544080016	**BA8 (22-24')**	MADEP VPH	627893	MADEP VPH	627952
92544080017	**BA7(0-2')**	MADEP VPH	627893	MADEP VPH	627952
92544080018	**BA7(10-12')**	MADEP VPH	628187	MADEP VPH	628219
92544080019	**BA6 (0-2')**	MADEP VPH	627893	MADEP VPH	627952
92544080020	**BA6 (8-10')**	MADEP VPH	629695	MADEP VPH	629725
92544080001	**BA3 (0-2)**	EPA 5035A/5030B	627287	EPA 8260D	627312
92544080002	**BA3 (22-24)**	EPA 5035A/5030B	627604	EPA 8260D	627633
92544080003	**BA4 (0-2)**	EPA 5035A/5030B	627287	EPA 8260D	627312
92544080004	**BA4 (18-20)**	EPA 5035A/5030B	627604	EPA 8260D	627633
92544080005	**BB4 (0-2)**	EPA 5035A/5030B	627288	EPA 8260D	627313
92544080006	**BB4 (18-20)**	EPA 5035A/5030B	627604	EPA 8260D	627633
92544080007	**BB5 (0-2)**	EPA 5035A/5030B	627288	EPA 8260D	627313
92544080008	**BB5 (16-19)**	EPA 5035A/5030B	627604	EPA 8260D	627633
92544080009	**BB6 (0-2)**	EPA 5035A/5030B	627288	EPA 8260D	627313
92544080010	**BB6 (14-16)**	EPA 5035A/5030B	627288	EPA 8260D	627313
92544080011	**BB7 (0-2')**	EPA 5035A/5030B	627604	EPA 8260D	627633
92544080012	**BB7 (16-18')**	EPA 5035A/5030B	627604	EPA 8260D	627633
92544080013	**BB8 (0-2')**	EPA 5035A/5030B	627288	EPA 8260D	627313
92544080014	**BB8 (22-24')**	EPA 5035A/5030B	627604	EPA 8260D	627633
92544080015	**BA8 (0-2')**	EPA 5035A/5030B	627304	EPA 8260D	627311
92544080016	**BA8 (22-24')**	EPA 5035A/5030B	627304	EPA 8260D	627311
92544080017	**BA7(0-2')**	EPA 5035A/5030B	627304	EPA 8260D	627311
92544080018	**BA7(10-12')**	EPA 5035A/5030B	627304	EPA 8260D	627311
92544080019	**BA6 (0-2')**	EPA 5035A/5030B	627304	EPA 8260D	627311

This report shall not be reproduced, except in full,
without the written consent of Pace Analytical Services, LLC.

Pace Analytical Services, LLC
9800 Kincey Ave. Suite 100
Huntersville, NC 28078
(704)875-9092

QUALITY CONTROL DATA CROSS REFERENCE TABLE

Project: CPC Huntersville/2020-L1-2448
Pace Project No.: 92544080

Lab ID	Sample ID	QC Batch Method	QC Batch	Analytical Method	Analytical Batch
92544080020	**BA6 (8-10')**	EPA 5035A/5030B	627604	EPA 8260D	627633
92544080001	**BA3 (0-2)**	SW-846	626957		
92544080002	**BA3 (22-24)**	SW-846	626957		
92544080003	**BA4 (0-2)**	SW-846	626962		
92544080004	**BA4 (18-20)**	SW-846	626962		
92544080005	**BB4 (0-2)**	SW-846	626962		
92544080006	**BB4 (18-20)**	SW-846	626962		
92544080007	**BB5 (0-2)**	SW-846	626962		
92544080008	**BB5 (16-19)**	SW-846	626962		
92544080009	**BB6 (0-2)**	SW-846	626962		
92544080010	**BB6 (14-16)**	SW-846	626962		
92544080011	**BB7 (0-2')**	SW-846	626962		
92544080012	**BB7 (16-18')**	SW-846	626962		
92544080013	**BB8 (0-2')**	SW-846	626962		
92544080014	**BB8 (22-24')**	SW-846	626962		
92544080015	**BA8 (0-2')**	SW-846	626962		
92544080016	**BA8 (22-24')**	SW-846	626962		
92544080017	**BA7(0-2')**	SW-846	626962		
92544080018	**BA7(10-12')**	SW-846	626962		
92544080019	**BA6 (0-2')**	SW-846	626962		
92544080020	**BA6 (8-10')**	SW-846	626962		

This report shall not be reproduced, except in full,
without the written consent of Pace Analytical Services, LLC.

Pace Analytical

CHAIN-OF-CUSTODY Analytical Request Document

Chain-of-Custody is a LEGAL DOCUMENT - Complete all relevent fields

LAB USE ON... ...her or

WO# : 92544080

92544080

Container P... 6 6

Company: Apex Companies

Billing Information:

Address: 5900 Northwoods Bus. Pkwy Ste O

Report To: Andrew Street

Email To: Andrew.Street@apexcos.com

Copy To:

Site Collection Info/Address: Huntersville - Concord Rd

Customer Project Name/Number: CPC Huntersville Site

State: NC County/City: Huntersville Time Zone Collected: [ ] PT [ ] MT [ ] CT [ ] ET

Phone:
Email:

Site/Facility ID #:

Compliance Monitoring? [ ] Yes [✓] No

Collected By (print): Jennie Humphrey, Nia Watson

Purchase Order #:
Quote #: 2020-L1-2248

DW PWS ID #:
DW Location Code:

Collected By (signature): [signature]

Turnaround Date Required: Normal TAT

Immediately Packed on Ice: [✓] Yes [ ] No

Sample Disposal: [✓] Dispose as appropriate [ ] Return [ ] Archive: ____ [ ] Hold: ____

Rush: [ ] Same Day [ ] Next Day [ ] 2 Day [ ] 3 Day [ ] 4 Day [ ] 5 Day (Expedite Charges Apply)

Field Filtered (if applicable): [ ] Yes [✓] No

Analysis: ____

* Matrix Codes (Insert in Matrix box below): Drinking Water (DW), Ground Water (GW), Wastewater (WW), Product (P), Soil/Solid (SL), Oil (OL), Wipe (WP), Air (AR), Tissue (TS), Bioassay (B), Vapor (V), Other (OT)

** Preservative Types: (1) nitric acid, (2) sulfuric acid, (3) hydrochloric acid, (4) sodium hydroxide, (5) zinc acetate, (6) methanol, (7) sodium bisulfate, (8) sodium thiosulfate, (9) hexane, (A) ascorbic acid, (B) ammonium sulfate, (C) ammonium hydroxide, (D) TSP, (U) Unpreserved, (O) Other ____

Analyses: VOCs by 8260D; MADEP VPH

Lab Profile/Line:

Lab Sample Receipt Checklist:

Custody Seals Present/Intact	Y N NA
Custody Signatures Present	Y N NA
Collector Signature Present	Y N NA
Bottles Intact	Y N NA
Correct Bottles	Y N NA
Sufficient Volume	Y N NA
Samples Received on Ice	Y N NA
VOA - Headspace Acceptable	Y N NA
USDA Regulated Soils	Y N NA
Samples in Holding Time	Y N NA
Residual Chlorine Present	Y N NA
Cl Strips:	
Sample pH Acceptable	Y N NA
pH Strips:	
Sulfide Present	Y N NA
Lead Acetate Strips:	

LAB USE ONLY:
Lab Sample # / Comments:

Customer Sample ID (JSH 6/11/21)	Matrix *	Comp / Grab	Collected (or Composite Start) Date	Time	Composite End Date	Time	Res Cl	# of Ctns	VOCs by 8260D	MADEP VPH	Lab Sample # / Comments
BA3 (0-2)	SL	G	6/11/21	0930				3	X	X	92544080 001
BA3 (22-24)				0935							002
BA4 ~~(0-22)~~ (0-2)				1110							003
BA4 (18-20)				1115							004
BB4 (0-2)				1340							005
BB4 (18-20)				1345							006
BB5 (0-2)				1430							007
BB5 (16-19)				1435							008
BB6 (0-2)				1545							009
BB6 (14-16)				1550							010

Customer Remarks / Special Conditions / Possible Hazards:

Type of Ice Used: Wet Blue Dry None

Packing Material Used: None

Radchem sample(s) screened (<500 cpm): Y N NA

SHORT HOLDS PRESENT (<72 hours): Y N N/A

Lab Tracking #: 2632363

Samples received via: FEDEX UPS Client Courier Pace Courier

Lab Sample Temperature Info:
Temp Blank Received: Y N NA
Therm ID#: 92T064
Cooler 1 Temp Upon Receipt: 5.3 oC
Cooler 1 Therm Corr. Factor: -.1 oC
Cooler 1 Corrected Temp: 5.1 oC
Comments:

Relinquished by/Company: (Signature)	Date/Time:	Received by/Company: (Signature)	Date/Time:
[signature]	6/11/21 16:20	Matt Fox / G - Apex	6/14/21 0830
[signature]	6/14/21 1230	[signature]	6/14/21 1230
[signature]	6/14/21 1250	JKC Pace HVL	6-14-21 1250

MTJL LAB USE ONLY
Table #:
Acctnum:
Template:
Prelogin:
PM:
PB:

Trip Blank Received: Y N NA
HCL MeOH TSP Other

Non Conformance(s): YES / NO

Page: ____ of: ____

Pace Analytical

CHAIN-OF-CUSTODY Analytical Request Document

Chain-of-Custody is a LEGAL DOCUMENT - Complete all relevent fields

LAB USE ONLY- Affix W

ALL SH

WO# : 92544080

PM: AMB Due Date: 06/21/21

CLIENT: 92-APEX MOOR

Container Preservative

6 6

** Preservative Types: (1) nitric acid, (2) sulfuric acid, (3) hydrochloric acid, (4) sodium hydroxide, (5) zinc acetate, (6) methanol, (7) sodium bisulfate, (8) sodium thiosulfate, (9) hexane, (A) ascorbic acid, (B) ammonium sulfate, (C) ammonium hydroxide, (D) TSP, (U) Unpreserved, (O) Other _____

Company: Apex Companies

Billing Information:

Address: 8900 Northwoods Bus. Pkwy, Ste O

Report To: Andrew Street

Email To: andrew.street@apexcos.com

Copy To:

Site Collection Info/Address: Huntersville-Concord Rd

Customer Project Name/Number: CPC Huntersville Site

State: NC / County/City: Huntersville

Time Zone Collected: [ ] PT [ ] MT [ ] CT [ ] ET

Phone:
Email:

Site/Facility ID #:

Compliance Monitoring? [ ] Yes [✓] No

Collected By (print): Nia Watson

Purchase Order #:
Quote #: 2020-L1-2248

DW PWS ID #:
DW Location Code:

Collected By (signature): Nia Watson

Turnaround Date Required: Normal TAT

Immediately Packed on Ice: [✓] Yes [ ] No

Sample Disposal: [✓] Dispose as appropriate [ ] Return [ ] Archive: _____ [ ] Hold: _____

Rush: [ ] Same Day [ ] Next Day [ ] 2 Day [ ] 3 Day [ ] 4 Day [ ] 5 Day (Expedite Charges Apply)

Field Filtered (if applicable): [ ] Yes [✓] No

Analysis: _____

* Matrix Codes (Insert in Matrix box below): Drinking Water (DW), Ground Water (GW), Wastewater (WW), Product (P), Soil/Solid (SL), Oil (OL), Wipe (WP), Air (AR), Tissue (TS), Bioassay (B), Vapor (V), Other (OT)

Analyses

Lab Profile/Line:

Lab Sample Receipt Checklist:

Custody Seals Present/Intact	Y N NA
Custody Signatures Present	Y N NA
Collector Signature Present	Y N NA
Bottles Intact	Y N NA
Correct Bottles	Y N NA
Sufficient Volume	Y N NA
Samples Received on Ice	Y N NA
VOA - Headspace Acceptable	Y N NA
USDA Regulated Soils	Y N NA
Samples in Holding Time	Y N NA
Residual Chlorine Present	Y N NA
Cl Strips:	
Sample pH Acceptable	Y N NA
pH Strips:	
Sulfide Present	Y N NA
Lead Acetate Strips:	

LAB USE ONLY:
Lab Sample # / Comments:

Customer Sample ID	Matrix *	Comp / Grab	Collected (or Composite Start) Date	Collected (or Composite Start) Time	Composite End Date	Composite End Time	Res Cl	# of Ctns	VOCs by 8260D	MADEP VPH	Lab Sample # / Comments
											92544080
BB7 (0-2')	SL	G	6/12/21	0850	—	—		3	X	X	011
BB7 (16-18')	SL	G		0855	—	—		3	X	X	012
BB8 (0-2')	SL	G		0950	—	—		3	X	X	013
BB8 (22-24')	SL	G		0955	—	—		3	X	X	014
BA8 (0-2')	SL	G		1110	—	—		3	X	X	015
BA8 (22-24')	SL	G		1115	—	—		3	X	X	016
BA7 (0-2')	SL	G		1400	—	—		3	X	X	017
BA7 (10-12')	SL	G		1405	—	—		3	X	X	018
BA6 (0-2')	SL	G		1530	—	—		3	X	X	019
BA6 (8-10')	SL	G		1535	—	—		3	X	X	020

Customer Remarks / Special Conditions / Possible Hazards:

Type of Ice Used: Wet Blue Dry None

Packing Material Used: None

Radchem sample(s) screened (<500 cpm): Y N NA

SHORT HOLDS PRESENT (<72 hours): Y N N/A

Lab Tracking #: 2632368

Samples received via: FEDEX UPS Client Courier Pace Courier

Lab Sample Temperature Info:
Temp Blank Received: Y N NA
Therm ID#: 925064
Cooler 1 Temp Upon Receipt: 5.2 oC
Cooler 1 Therm Corr. Factor: -.1 oC
Cooler 1 Corrected Temp: 5.1 oC
Comments:

Relinquished by/Company: (Signature)	Date/Time:	Received by/Company: (Signature)	Date/Time:
Nia Watson	6/12/21 1600	Matt Rey / Apex	6/14/21 0630
6/14/21 1230 [signature]	6-14-21 1230	[signature]	6-14-21 1230
[signature]	6-14-21 1250	JKC Pace HVL	6-14-21 1250

MTJL LAB USE ONLY
Table #:
Acctnum:
Template:
Prelogin:
PM:
PB:

Trip Blank Received: Y N NA
HCL MeOH TSP Other

Non Conformance(s): YES NO

Page: _____ of: _____

***Check mark top half of box if pH and/or dechlorination is verified and within the acceptance range for preservation samples.**

Exceptions: VOA, Coliform, TOC, Oil and Grease, DRO/8015 (water) DOC, LLHg

****Bottom half of box is to list number of bottles**

Project # 92544080

Item#	BP4U-125 mL Plastic Unpreserved (N/A) (Cl-)	BP3U-250 mL Plastic Unpreserved (N/A)	BP2U-500 mL Plastic Unpreserved (N/A)	BP1U-1 liter Plastic Unpreserved (N/A)	BP4S-125 mL Plastic H2SO4 (pH < 2) (Cl-)	BP3N-250 mL plastic HNO3 (pH < 2)	BP4Z-125 mL Plastic ZN Acetate & NaOH (>9)	BP4C-125 mL Plastic NaOH (pH > 12) (Cl-)	WGFU-Wide-mouthed Glass jar Unpreserved	AG1U-1 liter Amber Unpreserved (N/A) (Cl-)	AG1H-1 liter Amber HCl (pH < 2)	AG3U-250 mL Amber Unpreserved (N/A) (Cl-)	AG1S-1 liter Amber H2SO4 (pH < 2)	AG3S-250 mL Amber H2SO4 (pH < 2)	AG3A(DG3A)-250 mL Amber NH4Cl (N/A)(Cl-)	DG9H-40 mL VOA HCl (N/A)	VG9T-40 mL VOA Na2S2O3 (N/A)	VG9U-40 mL VOA Unp (N/A)	DG9P-40 mL VOA H3PO4 (N/A)	VOAK (6 vials per kit)-5035 kit (N/A)	V/GK (3 vials per kit)-VPH/Gas kit (N/A)	SP5T-125 mL Sterile Plastic (N/A – lab)	SP2T-250 mL Sterile Plastic (N/A – lab)		BP3A-250 mL Plastic (NH2)2SO4 (9.3-9.7)	AG0U-100 mL Amber Unpreserved vials (N/A)	VSGU-20 mL Scintillation vials (N/A)	DG9U-40 mL Amber Unpreserved vials (N/A)
1																													
2																						3							
3																						3							
4																						3							
5																						3							
6																						3							
7																						3							
8																						3							
9																						3							
10																						3							
11																						3							
12																													

pH Adjustment Log for Preserved Samples

Sample ID	Type of Preservative	pH upon receipt	Date preservation adjusted	Time preservation adjusted	Amount of Preservative added	Lot #

Note: Whenever there is a discrepancy affecting North Carolina compliance samples, a copy of this form will be sent to the North Carolina DEHNR Certification Office (i.e. Out of hold, incorrect preservative, out of temp, incorrect containers.

***Check mark top half of box if pH and/or dechlorination is verified and within the acceptance range for preservation samples.**

Exceptions: VOA, Coliform, TOC, Oil and Grease, DRO/8015 (water) DOC, LLHg

****Bottom half of box is to list number of bottles**

Project # 92544080

Item#	BP4U-125 mL Plastic Unpreserved (N/A) (Cl-)	BP3U-250 mL Plastic Unpreserved (N/A)	BP2U-500 mL Plastic Unpreserved (N/A)	BP1U-1 liter Plastic Unpreserved (N/A)	BP4S-125 mL Plastic H2SO4 (pH < 2) (Cl-)	BP3N-250 mL plastic HNO3 (pH < 2)	BP4Z-125 mL Plastic ZN Acetate & NaOH (>9)	BP4C-125 mL Plastic NaOH (pH > 12) (Cl-)	WGFU-Wide-mouthed Glass jar Unpreserved	AG1U-1 liter Amber Unpreserved (N/A) (Cl-)	AG1H-1 liter Amber HCl (pH < 2)	AG3U-250 mL Amber Unpreserved (N/A) (Cl-)	AG1S-1 liter Amber H2SO4 (pH < 2)	AG3S-250 mL Amber H2SO4 (pH < 2)	AG3A(DG3A)-250 mL Amber NH4Cl (N/A)(Cl-)	DG9H-40 mL VOA HCl (N/A)	VG9T-40 mL VOA Na2S2O3 (N/A)	VG9U-40 mL VOA Unp (N/A)	DG9P-40 mL VOA H3PO4 (N/A)	VOAK (6 vials per kit)-5035 kit (N/A)	V/GK (3 vials per kit)-VPH/Gas kit(N/A)	SPST-125 mL Sterile Plastic (N/A – lab)	SP2T-250 mL Sterile Plastic (N/A – lab)		BP3A-250 mL Plastic (NH2)2SO4 (9.3-9.7)	AG0U-100 mL Amber Unpreserved vials (N/A)	VSGU-20 mL Scintillation vials (N/A)	DG9U-40 mL Amber Unpreserved vials (N/A)
1																						3							
2																						3							
3																						3							
4																						3							
5																						3							
6																						3							
7																						3							
8																						3							
9																						3							
10																						3							
11																													
12																													

pH Adjustment Log for Preserved Samples

Sample ID	Type of Preservative	pH upon receipt	Date preservation adjusted	Time preservation adjusted	Amount of Preservative added	Lot #

Note: Whenever there is a discrepancy affecting North Carolina compliance samples, a copy of this form will be sent to the North Carolina DEHNR Certification Office (i.e. Out of hold, incorrect preservative, out of temp, incorrect containers.

Pace Analytical Services, LLC
9800 Kincey Ave. Suite 100
Huntersville, NC 28078
(704)875-9092

June 24, 2021

Andrew Street
Apex Companies - NC
5900 Northwoods Business Pkwy
Suite 5900-0
Charlotte, NC 28269

RE: Project: CPC Huntersville/2020-L1-2448
Pace Project No.: 92544157

Dear Andrew Street:

Enclosed are the analytical results for sample(s) received by the laboratory on June 14, 2021. The results relate only to the samples included in this report. Results reported herein conform to the applicable TNI/NELAC Standards and the laboratory's Quality Manual, where applicable, unless otherwise noted in the body of the report.

The test results provided in this final report were generated by each of the following laboratories within the Pace Network:

- Pace Analytical Services - Charlotte

If you have any questions concerning this report, please feel free to contact me.

Sincerely,

Angela M. Baioni

Angela Baioni
angela.baioni@pacelabs.com
(704)875-9092
Project Manager

Enclosures

cc: J Culbreath, Colonial Pipeline Company
Naomi Fretz, APEX Companies, LLC
Robert Hughes, Colonial Pipeline
Cameron Lee, Montrose-EPS
Jamie Moran, APEX Companies, LLC
Jeff Morrison, Colonial Pipeline Company
Tom Naumann, APEX Companies - NC
Joe Nicolette, Montrose-EPS
Christopher Schultz, Apex Companies
Matt Teixeira, Apex Companies, LLC
Michael Verdon, Colonial Pipeline Company
JM Wyatt, Colonial Pipeline Company

REPORT OF LABORATORY ANALYSIS

This report shall not be reproduced, except in full,
without the written consent of Pace Analytical Services, LLC.

Pace Analytical Services, LLC
9800 Kincey Ave. Suite 100
Huntersville, NC 28078
(704)875-9092

CERTIFICATIONS

Project: CPC Huntersville/2020-L1-2448
Pace Project No.: 92544157

Pace Analytical Services Charlotte
9800 Kincey Ave. Ste 100, Huntersville, NC 28078
Louisiana/NELAP Certification # LA170028
North Carolina Drinking Water Certification #: 37706
North Carolina Field Services Certification #: 5342
North Carolina Wastewater Certification #: 12
South Carolina Certification #: 99006001
Florida/NELAP Certification #: E87627
Kentucky UST Certification #: 84
Virginia/VELAP Certification #: 460221

REPORT OF LABORATORY ANALYSIS

This report shall not be reproduced, except in full,
without the written consent of Pace Analytical Services, LLC.

Pace Analytical Services, LLC
9800 Kincey Ave. Suite 100
Huntersville, NC 28078
(704)875-9092

SAMPLE SUMMARY

Project: CPC Huntersville/2020-L1-2448
Pace Project No.: 92544157

Lab ID	Sample ID	Matrix	Date Collected	Date Received
92544157001	**AA2 (34-36')**	Solid	06/14/21 14:05	06/14/21 16:26
92544157002	**AB2 (32-34')**	Solid	06/14/21 14:20	06/14/21 16:26

This report shall not be reproduced, except in full,
without the written consent of Pace Analytical Services, LLC.

Pace Analytical Services, LLC
9800 Kincey Ave. Suite 100
Huntersville, NC 28078
(704)875-9092

SAMPLE ANALYTE COUNT

Project: CPC Huntersville/2020-L1-2448
Pace Project No.: 92544157

Lab ID	Sample ID	Method	Analysts	Analytes Reported	Laboratory
92544157001	**AA2 (34-36')**	MADEP VPH	MAD	7	PASI-C
		EPA 8260D	LMB	70	PASI-C
		SW-846	KDF	1	PASI-C
92544157002	**AB2 (32-34')**	MADEP VPH	MAD	7	PASI-C
		EPA 8260D	LMB	70	PASI-C
		SW-846	KDF	1	PASI-C

PASI-C = Pace Analytical Services - Charlotte

This report shall not be reproduced, except in full,
without the written consent of Pace Analytical Services, LLC.

Pace Analytical Services, LLC
9800 Kincey Ave. Suite 100
Huntersville, NC 28078
(704)875-9092

ANALYTICAL RESULTS

Project: CPC Huntersville/2020-L1-2448
Pace Project No.: 92544157

Sample: AA2 (34-36') **Lab ID: 92544157001** Collected: 06/14/21 14:05 Received: 06/14/21 16:26 Matrix: Solid

Results reported on a "dry weight" basis and are adjusted for percent moisture, sample size and any dilutions.

Parameters	Results	Units	Report Limit	MDL	DF	Prepared	Analyzed	CAS No.	Qual
VPH NC Soil	Analytical Method: MADEP VPH Preparation Method: MADEP VPH Pace Analytical Services - Charlotte								
Total VPH (C5-C12)	**12400**	mg/kg	99.7	99.7	25	06/18/21 13:04	06/24/21 01:37		N2
Aliphatic (C05-C08)	**8410**	mg/kg	99.7	99.7	25	06/18/21 13:04	06/24/21 01:37		N2
Aliphatic (C09-C12)	**3990**	mg/kg	99.7	99.7	25	06/18/21 13:04	06/24/21 01:37		N2
Aliphatic(C09-C12) Adjusted	**2700**	mg/kg	99.7	99.7	25	06/18/21 13:04	06/24/21 01:37		N2
Aromatic (C09-C10)	**1290**	mg/kg	99.7	99.7	25	06/18/21 13:04	06/24/21 01:37		N2
Surrogates									
4-Bromofluorobenzene (FID) (S)	100	%	70-130		25	06/18/21 13:04	06/24/21 01:37	460-00-4	
4-Bromofluorobenzene (PID) (S)	95	%	70-130		25	06/18/21 13:04	06/24/21 01:37	460-00-4	
8260D/5035A/5030B Volatiles	Analytical Method: EPA 8260D Preparation Method: EPA 5035A/5030B Pace Analytical Services - Charlotte								
Acetone	ND	ug/kg	14200	4570	100	06/15/21 10:39	06/15/21 22:34	67-64-1	
Benzene	**55400**	ug/kg	712	283	100	06/15/21 10:39	06/15/21 22:34	71-43-2	
Bromobenzene	ND	ug/kg	712	232	100	06/15/21 10:39	06/15/21 22:34	108-86-1	
Bromochloromethane	ND	ug/kg	712	211	100	06/15/21 10:39	06/15/21 22:34	74-97-5	
Bromodichloromethane	ND	ug/kg	712	275	100	06/15/21 10:39	06/15/21 22:34	75-27-4	
Bromoform	ND	ug/kg	712	251	100	06/15/21 10:39	06/15/21 22:34	75-25-2	
Bromomethane	ND	ug/kg	1420	1130	100	06/15/21 10:39	06/15/21 22:34	74-83-9	IK,v1
2-Butanone (MEK)	ND	ug/kg	14200	3420	100	06/15/21 10:39	06/15/21 22:34	78-93-3	
n-Butylbenzene	ND	ug/kg	712	336	100	06/15/21 10:39	06/15/21 22:34	104-51-8	
sec-Butylbenzene	ND	ug/kg	712	313	100	06/15/21 10:39	06/15/21 22:34	135-98-8	
tert-Butylbenzene	ND	ug/kg	712	254	100	06/15/21 10:39	06/15/21 22:34	98-06-6	
Carbon tetrachloride	ND	ug/kg	712	266	100	06/15/21 10:39	06/15/21 22:34	56-23-5	
Chlorobenzene	ND	ug/kg	712	137	100	06/15/21 10:39	06/15/21 22:34	108-90-7	
Chloroethane	ND	ug/kg	1420	550	100	06/15/21 10:39	06/15/21 22:34	75-00-3	
Chloroform	ND	ug/kg	712	433	100	06/15/21 10:39	06/15/21 22:34	67-66-3	
Chloromethane	ND	ug/kg	1420	598	100	06/15/21 10:39	06/15/21 22:34	74-87-3	
2-Chlorotoluene	ND	ug/kg	712	252	100	06/15/21 10:39	06/15/21 22:34	95-49-8	
4-Chlorotoluene	ND	ug/kg	712	126	100	06/15/21 10:39	06/15/21 22:34	106-43-4	
1,2-Dibromo-3-chloropropane	ND	ug/kg	712	276	100	06/15/21 10:39	06/15/21 22:34	96-12-8	
Dibromochloromethane	ND	ug/kg	712	400	100	06/15/21 10:39	06/15/21 22:34	124-48-1	
1,2-Dibromoethane (EDB)	ND	ug/kg	712	313	100	06/15/21 10:39	06/15/21 22:34	106-93-4	
Dibromomethane	ND	ug/kg	712	152	100	06/15/21 10:39	06/15/21 22:34	74-95-3	
1,2-Dichlorobenzene	ND	ug/kg	712	256	100	06/15/21 10:39	06/15/21 22:34	95-50-1	
1,3-Dichlorobenzene	ND	ug/kg	712	221	100	06/15/21 10:39	06/15/21 22:34	541-73-1	
1,4-Dichlorobenzene	ND	ug/kg	712	185	100	06/15/21 10:39	06/15/21 22:34	106-46-7	
Dichlorodifluoromethane	ND	ug/kg	1420	309	100	06/15/21 10:39	06/15/21 22:34	75-71-8	
1,1-Dichloroethane	ND	ug/kg	712	293	100	06/15/21 10:39	06/15/21 22:34	75-34-3	
1,2-Dichloroethane	ND	ug/kg	712	472	100	06/15/21 10:39	06/15/21 22:34	107-06-2	
1,1-Dichloroethene	ND	ug/kg	712	293	100	06/15/21 10:39	06/15/21 22:34	75-35-4	
cis-1,2-Dichloroethene	ND	ug/kg	712	244	100	06/15/21 10:39	06/15/21 22:34	156-59-2	
trans-1,2-Dichloroethene	ND	ug/kg	712	249	100	06/15/21 10:39	06/15/21 22:34	156-60-5	
1,2-Dichloropropane	ND	ug/kg	712	214	100	06/15/21 10:39	06/15/21 22:34	78-87-5	
1,3-Dichloropropane	ND	ug/kg	712	222	100	06/15/21 10:39	06/15/21 22:34	142-28-9	

REPORT OF LABORATORY ANALYSIS

This report shall not be reproduced, except in full,
without the written consent of Pace Analytical Services, LLC.

Pace Analytical Services, LLC
9800 Kincey Ave. Suite 100
Huntersville, NC 28078
(704)875-9092

ANALYTICAL RESULTS

Project: CPC Huntersville/2020-L1-2448
Pace Project No.: 92544157

Sample: AA2 (34-36') **Lab ID: 92544157001** Collected: 06/14/21 14:05 Received: 06/14/21 16:26 Matrix: Solid

Results reported on a "dry weight" basis and are adjusted for percent moisture, sample size and any dilutions.

Parameters	Results	Units	Report Limit	MDL	DF	Prepared	Analyzed	CAS No.	Qual
8260D/5035A/5030B Volatiles	Analytical Method: EPA 8260D Preparation Method: EPA 5035A/5030B Pace Analytical Services - Charlotte								
2,2-Dichloropropane	ND	ug/kg	712	232	100	06/15/21 10:39	06/15/21 22:34	594-20-7	
1,1-Dichloropropene	ND	ug/kg	712	342	100	06/15/21 10:39	06/15/21 22:34	563-58-6	
cis-1,3-Dichloropropene	ND	ug/kg	712	194	100	06/15/21 10:39	06/15/21 22:34	10061-01-5	
trans-1,3-Dichloropropene	ND	ug/kg	712	245	100	06/15/21 10:39	06/15/21 22:34	10061-02-6	
Diisopropyl ether	ND	ug/kg	712	192	100	06/15/21 10:39	06/15/21 22:34	108-20-3	
Ethylbenzene	**143000**	ug/kg	712	332	100	06/15/21 10:39	06/15/21 22:34	100-41-4	
Hexachloro-1,3-butadiene	ND	ug/kg	1420	1170	100	06/15/21 10:39	06/15/21 22:34	87-68-3	
2-Hexanone	ND	ug/kg	7120	687	100	06/15/21 10:39	06/15/21 22:34	591-78-6	
Isopropylbenzene (Cumene)	**10800**	ug/kg	712	242	100	06/15/21 10:39	06/15/21 22:34	98-82-8	
p-Isopropyltoluene	**9390**	ug/kg	712	350	100	06/15/21 10:39	06/15/21 22:34	99-87-6	
Methylene Chloride	ND	ug/kg	2850	1950	100	06/15/21 10:39	06/15/21 22:34	75-09-2	
4-Methyl-2-pentanone (MIBK)	ND	ug/kg	7120	687	100	06/15/21 10:39	06/15/21 22:34	108-10-1	
Methyl-tert-butyl ether	ND	ug/kg	712	266	100	06/15/21 10:39	06/15/21 22:34	1634-04-4	
Naphthalene	**22100**	ug/kg	712	375	100	06/15/21 10:39	06/15/21 22:34	91-20-3	
n-Propylbenzene	ND	ug/kg	712	254	100	06/15/21 10:39	06/15/21 22:34	103-65-1	
Styrene	ND	ug/kg	712	188	100	06/15/21 10:39	06/15/21 22:34	100-42-5	
1,1,1,2-Tetrachloroethane	ND	ug/kg	712	274	100	06/15/21 10:39	06/15/21 22:34	630-20-6	
1,1,2,2-Tetrachloroethane	ND	ug/kg	712	188	100	06/15/21 10:39	06/15/21 22:34	79-34-5	
Tetrachloroethene	**945**	ug/kg	712	225	100	06/15/21 10:39	06/15/21 22:34	127-18-4	
Toluene	**496000**	ug/kg	712	202	100	06/15/21 10:39	06/15/21 22:34	108-88-3	
1,2,3-Trichlorobenzene	ND	ug/kg	712	576	100	06/15/21 10:39	06/15/21 22:34	87-61-6	
1,2,4-Trichlorobenzene	ND	ug/kg	712	598	100	06/15/21 10:39	06/15/21 22:34	120-82-1	
1,1,1-Trichloroethane	ND	ug/kg	712	370	100	06/15/21 10:39	06/15/21 22:34	71-55-6	
1,1,2-Trichloroethane	ND	ug/kg	712	236	100	06/15/21 10:39	06/15/21 22:34	79-00-5	
Trichloroethene	ND	ug/kg	712	184	100	06/15/21 10:39	06/15/21 22:34	79-01-6	
Trichlorofluoromethane	ND	ug/kg	712	392	100	06/15/21 10:39	06/15/21 22:34	75-69-4	
1,2,3-Trichloropropane	ND	ug/kg	712	360	100	06/15/21 10:39	06/15/21 22:34	96-18-4	
1,2,4-Trimethylbenzene	**211000**	ug/kg	712	195	100	06/15/21 10:39	06/15/21 22:34	95-63-6	
1,3,5-Trimethylbenzene	ND	ug/kg	712	239	100	06/15/21 10:39	06/15/21 22:34	108-67-8	
Vinyl acetate	ND	ug/kg	7120	519	100	06/15/21 10:39	06/15/21 22:34	108-05-4	
Vinyl chloride	ND	ug/kg	1420	362	100	06/15/21 10:39	06/15/21 22:34	75-01-4	
Xylene (Total)	**710000**	ug/kg	1420	406	100	06/15/21 10:39	06/15/21 22:34	1330-20-7	
m&p-Xylene	**513000**	ug/kg	1420	487	100	06/15/21 10:39	06/15/21 22:34	179601-23-1	
o-Xylene	**197000**	ug/kg	712	315	100	06/15/21 10:39	06/15/21 22:34	95-47-6	
Surrogates									
Toluene-d8 (S)	99	%	70-130		100	06/15/21 10:39	06/15/21 22:34	2037-26-5	
4-Bromofluorobenzene (S)	101	%	69-134		100	06/15/21 10:39	06/15/21 22:34	460-00-4	
1,2-Dichloroethane-d4 (S)	112	%	70-130		100	06/15/21 10:39	06/15/21 22:34	17060-07-0	
Percent Moisture	Analytical Method: SW-846 Pace Analytical Services - Charlotte								
Percent Moisture	**21.3**	%	0.10	0.10	1		06/14/21 17:22		N2

REPORT OF LABORATORY ANALYSIS

This report shall not be reproduced, except in full,
without the written consent of Pace Analytical Services, LLC.

Pace Analytical Services, LLC
9800 Kincey Ave. Suite 100
Huntersville, NC 28078
(704)875-9092

ANALYTICAL RESULTS

Project: CPC Huntersville/2020-L1-2448
Pace Project No.: 92544157

Sample: AB2 (32-34') **Lab ID: 92544157002** Collected: 06/14/21 14:20 Received: 06/14/21 16:26 Matrix: Solid

Results reported on a "dry weight" basis and are adjusted for percent moisture, sample size and any dilutions.

Parameters	Results	Units	Report Limit	MDL	DF	Prepared	Analyzed	CAS No.	Qual
VPH NC Soil	Analytical Method: MADEP VPH Preparation Method: MADEP VPH Pace Analytical Services - Charlotte								
Total VPH (C5-C12)	**12600**	mg/kg	83.4	83.4	25	06/18/21 13:04	06/24/21 02:06		N2
Aliphatic (C05-C08)	**9530**	mg/kg	83.4	83.4	25	06/18/21 13:04	06/24/21 02:06		N2
Aliphatic (C09-C12)	**3070**	mg/kg	83.4	83.4	25	06/18/21 13:04	06/24/21 02:06		N2
Aliphatic(C09-C12) Adjusted	**2070**	mg/kg	83.4	83.4	25	06/18/21 13:04	06/24/21 02:06		N2
Aromatic (C09-C10)	**1000**	mg/kg	83.4	83.4	25	06/18/21 13:04	06/24/21 02:06		N2
Surrogates									
4-Bromofluorobenzene (FID) (S)	102	%	70-130		25	06/18/21 13:04	06/24/21 02:06	460-00-4	
4-Bromofluorobenzene (PID) (S)	97	%	70-130		25	06/18/21 13:04	06/24/21 02:06	460-00-4	
8260D/5035A/5030B Volatiles	Analytical Method: EPA 8260D Preparation Method: EPA 5035A/5030B Pace Analytical Services - Charlotte								
Acetone	ND	ug/kg	12800	4100	100	06/15/21 10:39	06/15/21 22:52	67-64-1	
Benzene	**58400**	ug/kg	638	254	100	06/15/21 10:39	06/15/21 22:52	71-43-2	
Bromobenzene	ND	ug/kg	638	208	100	06/15/21 10:39	06/15/21 22:52	108-86-1	
Bromochloromethane	ND	ug/kg	638	189	100	06/15/21 10:39	06/15/21 22:52	74-97-5	
Bromodichloromethane	ND	ug/kg	638	246	100	06/15/21 10:39	06/15/21 22:52	75-27-4	
Bromoform	ND	ug/kg	638	225	100	06/15/21 10:39	06/15/21 22:52	75-25-2	
Bromomethane	ND	ug/kg	1280	1010	100	06/15/21 10:39	06/15/21 22:52	74-83-9	IK,v1
2-Butanone (MEK)	ND	ug/kg	12800	3060	100	06/15/21 10:39	06/15/21 22:52	78-93-3	
n-Butylbenzene	ND	ug/kg	638	301	100	06/15/21 10:39	06/15/21 22:52	104-51-8	
sec-Butylbenzene	ND	ug/kg	638	281	100	06/15/21 10:39	06/15/21 22:52	135-98-8	
tert-Butylbenzene	ND	ug/kg	638	227	100	06/15/21 10:39	06/15/21 22:52	98-06-6	
Carbon tetrachloride	ND	ug/kg	638	239	100	06/15/21 10:39	06/15/21 22:52	56-23-5	
Chlorobenzene	ND	ug/kg	638	123	100	06/15/21 10:39	06/15/21 22:52	108-90-7	
Chloroethane	ND	ug/kg	1280	493	100	06/15/21 10:39	06/15/21 22:52	75-00-3	
Chloroform	ND	ug/kg	638	388	100	06/15/21 10:39	06/15/21 22:52	67-66-3	
Chloromethane	ND	ug/kg	1280	536	100	06/15/21 10:39	06/15/21 22:52	74-87-3	
2-Chlorotoluene	ND	ug/kg	638	226	100	06/15/21 10:39	06/15/21 22:52	95-49-8	
4-Chlorotoluene	ND	ug/kg	638	113	100	06/15/21 10:39	06/15/21 22:52	106-43-4	
1,2-Dibromo-3-chloropropane	ND	ug/kg	638	248	100	06/15/21 10:39	06/15/21 22:52	96-12-8	
Dibromochloromethane	ND	ug/kg	638	359	100	06/15/21 10:39	06/15/21 22:52	124-48-1	
1,2-Dibromoethane (EDB)	ND	ug/kg	638	281	100	06/15/21 10:39	06/15/21 22:52	106-93-4	
Dibromomethane	ND	ug/kg	638	137	100	06/15/21 10:39	06/15/21 22:52	74-95-3	
1,2-Dichlorobenzene	ND	ug/kg	638	230	100	06/15/21 10:39	06/15/21 22:52	95-50-1	
1,3-Dichlorobenzene	ND	ug/kg	638	198	100	06/15/21 10:39	06/15/21 22:52	541-73-1	
1,4-Dichlorobenzene	ND	ug/kg	638	166	100	06/15/21 10:39	06/15/21 22:52	106-46-7	
Dichlorodifluoromethane	ND	ug/kg	1280	277	100	06/15/21 10:39	06/15/21 22:52	75-71-8	
1,1-Dichloroethane	ND	ug/kg	638	263	100	06/15/21 10:39	06/15/21 22:52	75-34-3	
1,2-Dichloroethane	ND	ug/kg	638	422	100	06/15/21 10:39	06/15/21 22:52	107-06-2	
1,1-Dichloroethene	ND	ug/kg	638	263	100	06/15/21 10:39	06/15/21 22:52	75-35-4	
cis-1,2-Dichloroethene	ND	ug/kg	638	218	100	06/15/21 10:39	06/15/21 22:52	156-59-2	
trans-1,2-Dichloroethene	ND	ug/kg	638	223	100	06/15/21 10:39	06/15/21 22:52	156-60-5	
1,2-Dichloropropane	ND	ug/kg	638	191	100	06/15/21 10:39	06/15/21 22:52	78-87-5	
1,3-Dichloropropane	ND	ug/kg	638	199	100	06/15/21 10:39	06/15/21 22:52	142-28-9	

This report shall not be reproduced, except in full,
without the written consent of Pace Analytical Services, LLC.

Pace Analytical Services, LLC
9800 Kincey Ave. Suite 100
Huntersville, NC 28078
(704)875-9092

ANALYTICAL RESULTS

Project: CPC Huntersville/2020-L1-2448
Pace Project No.: 92544157

Sample: AB2 (32-34') **Lab ID: 92544157002** Collected: 06/14/21 14:20 Received: 06/14/21 16:26 Matrix: Solid

Results reported on a "dry weight" basis and are adjusted for percent moisture, sample size and any dilutions.

Parameters	Results	Units	Report Limit	MDL	DF	Prepared	Analyzed	CAS No.	Qual
8260D/5035A/5030B Volatiles	Analytical Method: EPA 8260D Preparation Method: EPA 5035A/5030B Pace Analytical Services - Charlotte								
2,2-Dichloropropane	ND	ug/kg	638	208	100	06/15/21 10:39	06/15/21 22:52	594-20-7	
1,1-Dichloropropene	ND	ug/kg	638	306	100	06/15/21 10:39	06/15/21 22:52	563-58-6	
cis-1,3-Dichloropropene	ND	ug/kg	638	174	100	06/15/21 10:39	06/15/21 22:52	10061-01-5	
trans-1,3-Dichloropropene	ND	ug/kg	638	220	100	06/15/21 10:39	06/15/21 22:52	10061-02-6	
Diisopropyl ether	ND	ug/kg	638	172	100	06/15/21 10:39	06/15/21 22:52	108-20-3	
Ethylbenzene	**137000**	ug/kg	638	297	100	06/15/21 10:39	06/15/21 22:52	100-41-4	
Hexachloro-1,3-butadiene	ND	ug/kg	1280	1040	100	06/15/21 10:39	06/15/21 22:52	87-68-3	
2-Hexanone	ND	ug/kg	6380	615	100	06/15/21 10:39	06/15/21 22:52	591-78-6	
Isopropylbenzene (Cumene)	**10300**	ug/kg	638	217	100	06/15/21 10:39	06/15/21 22:52	98-82-8	
p-Isopropyltoluene	**9360**	ug/kg	638	314	100	06/15/21 10:39	06/15/21 22:52	99-87-6	
Methylene Chloride	ND	ug/kg	2550	1750	100	06/15/21 10:39	06/15/21 22:52	75-09-2	
4-Methyl-2-pentanone (MIBK)	ND	ug/kg	6380	615	100	06/15/21 10:39	06/15/21 22:52	108-10-1	
Methyl-tert-butyl ether	ND	ug/kg	638	239	100	06/15/21 10:39	06/15/21 22:52	1634-04-4	
Naphthalene	**21100**	ug/kg	638	336	100	06/15/21 10:39	06/15/21 22:52	91-20-3	
n-Propylbenzene	ND	ug/kg	638	227	100	06/15/21 10:39	06/15/21 22:52	103-65-1	
Styrene	ND	ug/kg	638	168	100	06/15/21 10:39	06/15/21 22:52	100-42-5	
1,1,1,2-Tetrachloroethane	ND	ug/kg	638	245	100	06/15/21 10:39	06/15/21 22:52	630-20-6	
1,1,2,2-Tetrachloroethane	ND	ug/kg	638	168	100	06/15/21 10:39	06/15/21 22:52	79-34-5	
Tetrachloroethene	ND	ug/kg	638	202	100	06/15/21 10:39	06/15/21 22:52	127-18-4	
Toluene	**493000**	ug/kg	638	181	100	06/15/21 10:39	06/15/21 22:52	108-88-3	
1,2,3-Trichlorobenzene	ND	ug/kg	638	516	100	06/15/21 10:39	06/15/21 22:52	87-61-6	
1,2,4-Trichlorobenzene	ND	ug/kg	638	536	100	06/15/21 10:39	06/15/21 22:52	120-82-1	
1,1,1-Trichloroethane	ND	ug/kg	638	332	100	06/15/21 10:39	06/15/21 22:52	71-55-6	
1,1,2-Trichloroethane	ND	ug/kg	638	212	100	06/15/21 10:39	06/15/21 22:52	79-00-5	
Trichloroethene	ND	ug/kg	638	165	100	06/15/21 10:39	06/15/21 22:52	79-01-6	
Trichlorofluoromethane	ND	ug/kg	638	351	100	06/15/21 10:39	06/15/21 22:52	75-69-4	
1,2,3-Trichloropropane	ND	ug/kg	638	323	100	06/15/21 10:39	06/15/21 22:52	96-18-4	
1,2,4-Trimethylbenzene	**209000**	ug/kg	638	175	100	06/15/21 10:39	06/15/21 22:52	95-63-6	
1,3,5-Trimethylbenzene	**60500**	ug/kg	638	214	100	06/15/21 10:39	06/15/21 22:52	108-67-8	
Vinyl acetate	ND	ug/kg	6380	465	100	06/15/21 10:39	06/15/21 22:52	108-05-4	
Vinyl chloride	ND	ug/kg	1280	324	100	06/15/21 10:39	06/15/21 22:52	75-01-4	
Xylene (Total)	**667000**	ug/kg	1280	364	100	06/15/21 10:39	06/15/21 22:52	1330-20-7	
m&p-Xylene	**485000**	ug/kg	1280	436	100	06/15/21 10:39	06/15/21 22:52	179601-23-1	
o-Xylene	**183000**	ug/kg	638	282	100	06/15/21 10:39	06/15/21 22:52	95-47-6	
Surrogates									
Toluene-d8 (S)	100	%	70-130		100	06/15/21 10:39	06/15/21 22:52	2037-26-5	
4-Bromofluorobenzene (S)	101	%	69-134		100	06/15/21 10:39	06/15/21 22:52	460-00-4	
1,2-Dichloroethane-d4 (S)	113	%	70-130		100	06/15/21 10:39	06/15/21 22:52	17060-07-0	
Percent Moisture	Analytical Method: SW-846 Pace Analytical Services - Charlotte								
Percent Moisture	**15.9**	%	0.10	0.10	1		06/14/21 17:22		N2

REPORT OF LABORATORY ANALYSIS

This report shall not be reproduced, except in full,
without the written consent of Pace Analytical Services, LLC.

Pace Analytical Services, LLC
9800 Kincey Ave. Suite 100
Huntersville, NC 28078
(704)875-9092

QUALITY CONTROL DATA

Project: CPC Huntersville/2020-L1-2448
Pace Project No.: 92544157

QC Batch: 628187
QC Batch Method: MADEP VPH
Analysis Method: MADEP VPH
Analysis Description: VPH NC Soil
Laboratory: Pace Analytical Services - Charlotte
Associated Lab Samples: 92544157001, 92544157002

METHOD BLANK: 3302322 Matrix: Solid
Associated Lab Samples: 92544157001, 92544157002

Parameter	Units	Blank Result	Reporting Limit	MDL	Analyzed	Qualifiers
Aliphatic (C05-C08)	mg/kg	ND	2.5	2.5	06/23/21 19:57	N2
Aliphatic (C09-C12)	mg/kg	ND	2.5	2.5	06/23/21 19:57	N2
Aromatic (C09-C10)	mg/kg	ND	2.5	2.5	06/23/21 19:57	N2
4-Bromofluorobenzene (FID) (S)	%	101	70-130		06/23/21 19:57	
4-Bromofluorobenzene (PID) (S)	%	102	70-130		06/23/21 19:57	

LABORATORY CONTROL SAMPLE & LCSD: 3302323 3302324

Parameter	Units	Spike Conc.	LCS Result	LCSD Result	LCS % Rec	LCSD % Rec	% Rec Limits	RPD	Max RPD	Qualifiers
Aliphatic (C05-C08)	mg/kg	15.1	13.0	13.2	86	87	70-130	2	25	N2
Aliphatic (C09-C12)	mg/kg	15.1	16.4	17.5	108	116	70-130	7	25	N2
Aromatic (C09-C10)	mg/kg	5	5.5	5.7	108	113	70-130	4	25	N2
4-Bromofluorobenzene (FID) (S)	%				103	104	70-130			
4-Bromofluorobenzene (PID) (S)	%				102	103	70-130			

Results presented on this page are in the units indicated by the "Units" column except where an alternate unit is presented to the right of the result.

REPORT OF LABORATORY ANALYSIS

This report shall not be reproduced, except in full,
without the written consent of Pace Analytical Services, LLC.

Pace Analytical Services, LLC
9800 Kincey Ave. Suite 100
Huntersville, NC 28078
(704)875-9092

QUALITY CONTROL DATA

Project: CPC Huntersville/2020-L1-2448
Pace Project No.: 92544157

QC Batch: 627317
QC Batch Method: EPA 5035A/5030B
Analysis Method: EPA 8260D
Analysis Description: 8260D 5035A 5030B
Laboratory: Pace Analytical Services - Charlotte
Associated Lab Samples: 92544157001, 92544157002

METHOD BLANK: 3298048 Matrix: Solid
Associated Lab Samples: 92544157001, 92544157002

Parameter	Units	Blank Result	Reporting Limit	MDL	Analyzed	Qualifiers
1,1,1,2-Tetrachloroethane	ug/kg	ND	5.0	1.9	06/15/21 14:44	
1,1,1-Trichloroethane	ug/kg	ND	5.0	2.6	06/15/21 14:44	
1,1,2,2-Tetrachloroethane	ug/kg	ND	5.0	1.3	06/15/21 14:44	
1,1,2-Trichloroethane	ug/kg	ND	5.0	1.7	06/15/21 14:44	
1,1-Dichloroethane	ug/kg	ND	5.0	2.1	06/15/21 14:44	
1,1-Dichloroethene	ug/kg	ND	5.0	2.1	06/15/21 14:44	
1,1-Dichloropropene	ug/kg	ND	5.0	2.4	06/15/21 14:44	
1,2,3-Trichlorobenzene	ug/kg	ND	5.0	4.0	06/15/21 14:44	
1,2,3-Trichloropropane	ug/kg	ND	5.0	2.5	06/15/21 14:44	
1,2,4-Trichlorobenzene	ug/kg	ND	5.0	4.2	06/15/21 14:44	
1,2,4-Trimethylbenzene	ug/kg	ND	5.0	1.4	06/15/21 14:44	
1,2-Dibromo-3-chloropropane	ug/kg	ND	5.0	1.9	06/15/21 14:44	
1,2-Dibromoethane (EDB)	ug/kg	ND	5.0	2.2	06/15/21 14:44	
1,2-Dichlorobenzene	ug/kg	ND	5.0	1.8	06/15/21 14:44	
1,2-Dichloroethane	ug/kg	ND	5.0	3.3	06/15/21 14:44	
1,2-Dichloropropane	ug/kg	ND	5.0	1.5	06/15/21 14:44	
1,3,5-Trimethylbenzene	ug/kg	ND	5.0	1.7	06/15/21 14:44	
1,3-Dichlorobenzene	ug/kg	ND	5.0	1.6	06/15/21 14:44	
1,3-Dichloropropane	ug/kg	ND	5.0	1.6	06/15/21 14:44	
1,4-Dichlorobenzene	ug/kg	ND	5.0	1.3	06/15/21 14:44	
2,2-Dichloropropane	ug/kg	ND	5.0	1.6	06/15/21 14:44	
2-Butanone (MEK)	ug/kg	ND	100	24.0	06/15/21 14:44	
2-Chlorotoluene	ug/kg	ND	5.0	1.8	06/15/21 14:44	
2-Hexanone	ug/kg	ND	50.0	4.8	06/15/21 14:44	
4-Chlorotoluene	ug/kg	ND	5.0	0.88	06/15/21 14:44	
4-Methyl-2-pentanone (MIBK)	ug/kg	ND	50.0	4.8	06/15/21 14:44	
Acetone	ug/kg	ND	100	32.1	06/15/21 14:44	
Benzene	ug/kg	ND	5.0	2.0	06/15/21 14:44	
Bromobenzene	ug/kg	ND	5.0	1.6	06/15/21 14:44	
Bromochloromethane	ug/kg	ND	5.0	1.5	06/15/21 14:44	
Bromodichloromethane	ug/kg	ND	5.0	1.9	06/15/21 14:44	
Bromoform	ug/kg	ND	5.0	1.8	06/15/21 14:44	
Bromomethane	ug/kg	ND	10.0	7.9	06/15/21 14:44	IK,v1
Carbon tetrachloride	ug/kg	ND	5.0	1.9	06/15/21 14:44	
Chlorobenzene	ug/kg	ND	5.0	0.96	06/15/21 14:44	
Chloroethane	ug/kg	ND	10.0	3.9	06/15/21 14:44	
Chloroform	ug/kg	ND	5.0	3.0	06/15/21 14:44	
Chloromethane	ug/kg	ND	10.0	4.2	06/15/21 14:44	
cis-1,2-Dichloroethene	ug/kg	ND	5.0	1.7	06/15/21 14:44	
cis-1,3-Dichloropropene	ug/kg	ND	5.0	1.4	06/15/21 14:44	

Results presented on this page are in the units indicated by the "Units" column except where an alternate unit is presented to the right of the result.

REPORT OF LABORATORY ANALYSIS

This report shall not be reproduced, except in full,
without the written consent of Pace Analytical Services, LLC.

Pace Analytical Services, LLC
9800 Kincey Ave. Suite 100
Huntersville, NC 28078
(704)875-9092

QUALITY CONTROL DATA

Project: CPC Huntersville/2020-L1-2448
Pace Project No.: 92544157

METHOD BLANK: 3298048 Matrix: Solid
Associated Lab Samples: 92544157001, 92544157002

Parameter	Units	Blank Result	Reporting Limit	MDL	Analyzed	Qualifiers
Dibromochloromethane	ug/kg	ND	5.0	2.8	06/15/21 14:44	
Dibromomethane	ug/kg	ND	5.0	1.1	06/15/21 14:44	
Dichlorodifluoromethane	ug/kg	ND	10.0	2.2	06/15/21 14:44	
Diisopropyl ether	ug/kg	ND	5.0	1.4	06/15/21 14:44	
Ethylbenzene	ug/kg	ND	5.0	2.3	06/15/21 14:44	
Hexachloro-1,3-butadiene	ug/kg	ND	10.0	8.2	06/15/21 14:44	
Isopropylbenzene (Cumene)	ug/kg	ND	5.0	1.7	06/15/21 14:44	
m&p-Xylene	ug/kg	ND	10.0	3.4	06/15/21 14:44	
Methyl-tert-butyl ether	ug/kg	ND	5.0	1.9	06/15/21 14:44	
Methylene Chloride	ug/kg	ND	20.0	13.7	06/15/21 14:44	
n-Butylbenzene	ug/kg	ND	5.0	2.4	06/15/21 14:44	
n-Propylbenzene	ug/kg	ND	5.0	1.8	06/15/21 14:44	
Naphthalene	ug/kg	ND	5.0	2.6	06/15/21 14:44	
o-Xylene	ug/kg	ND	5.0	2.2	06/15/21 14:44	
p-Isopropyltoluene	ug/kg	ND	5.0	2.5	06/15/21 14:44	
sec-Butylbenzene	ug/kg	ND	5.0	2.2	06/15/21 14:44	
Styrene	ug/kg	ND	5.0	1.3	06/15/21 14:44	
tert-Butylbenzene	ug/kg	ND	5.0	1.8	06/15/21 14:44	
Tetrachloroethene	ug/kg	ND	5.0	1.6	06/15/21 14:44	
Toluene	ug/kg	ND	5.0	1.4	06/15/21 14:44	
trans-1,2-Dichloroethene	ug/kg	ND	5.0	1.8	06/15/21 14:44	
trans-1,3-Dichloropropene	ug/kg	ND	5.0	1.7	06/15/21 14:44	
Trichloroethene	ug/kg	ND	5.0	1.3	06/15/21 14:44	
Trichlorofluoromethane	ug/kg	ND	5.0	2.8	06/15/21 14:44	
Vinyl acetate	ug/kg	ND	50.0	3.6	06/15/21 14:44	
Vinyl chloride	ug/kg	ND	10.0	2.5	06/15/21 14:44	
Xylene (Total)	ug/kg	ND	10.0	2.8	06/15/21 14:44	
1,2-Dichloroethane-d4 (S)	%	111	70-130		06/15/21 14:44	
4-Bromofluorobenzene (S)	%	99	69-134		06/15/21 14:44	
Toluene-d8 (S)	%	100	70-130		06/15/21 14:44	

LABORATORY CONTROL SAMPLE: 3298049

Parameter	Units	Spike Conc.	LCS Result	LCS % Rec	% Rec Limits	Qualifiers
1,1,1,2-Tetrachloroethane	ug/kg	1250	1210	96	70-130	
1,1,1-Trichloroethane	ug/kg	1250	1110	89	70-130	
1,1,2,2-Tetrachloroethane	ug/kg	1250	1120	90	70-130	
1,1,2-Trichloroethane	ug/kg	1250	1100	88	70-130	
1,1-Dichloroethane	ug/kg	1250	1250	100	70-130	
1,1-Dichloroethene	ug/kg	1250	1300	104	70-130	
1,1-Dichloropropene	ug/kg	1250	1200	96	70-130	
1,2,3-Trichlorobenzene	ug/kg	1250	1240	99	65-130	
1,2,3-Trichloropropane	ug/kg	1250	1180	95	70-130	
1,2,4-Trichlorobenzene	ug/kg	1250	1250	100	68-130	

Results presented on this page are in the units indicated by the "Units" column except where an alternate unit is presented to the right of the result.

REPORT OF LABORATORY ANALYSIS

This report shall not be reproduced, except in full,
without the written consent of Pace Analytical Services, LLC.

Pace Analytical Services, LLC
9800 Kincey Ave. Suite 100
Huntersville, NC 28078
(704)875-9092

QUALITY CONTROL DATA

Project: CPC Huntersville/2020-L1-2448
Pace Project No.: 92544157

LABORATORY CONTROL SAMPLE: 3298049

Parameter	Units	Spike Conc.	LCS Result	LCS % Rec	% Rec Limits	Qualifiers
1,2,4-Trimethylbenzene	ug/kg	1250	1200	96	70-130	
1,2-Dibromo-3-chloropropane	ug/kg	1250	1180	94	70-130	
1,2-Dibromoethane (EDB)	ug/kg	1250	1190	95	70-130	
1,2-Dichlorobenzene	ug/kg	1250	1190	95	70-130	
1,2-Dichloroethane	ug/kg	1250	1180	94	63-130	
1,2-Dichloropropane	ug/kg	1250	1240	99	70-130	
1,3,5-Trimethylbenzene	ug/kg	1250	1210	97	70-130	
1,3-Dichlorobenzene	ug/kg	1250	1190	95	70-130	
1,3-Dichloropropane	ug/kg	1250	1200	96	70-130	
1,4-Dichlorobenzene	ug/kg	1250	1200	96	70-130	
2,2-Dichloropropane	ug/kg	1250	1130	91	66-130	
2-Butanone (MEK)	ug/kg	2500	2430	97	70-130	
2-Chlorotoluene	ug/kg	1250	1260	100	70-130	
2-Hexanone	ug/kg	2500	2490	100	70-130	
4-Chlorotoluene	ug/kg	1250	1170	94	70-130	
4-Methyl-2-pentanone (MIBK)	ug/kg	2500	2500	100	70-130	
Acetone	ug/kg	2500	2460	98	69-130	
Benzene	ug/kg	1250	1190	95	70-130	
Bromobenzene	ug/kg	1250	1230	98	70-130	
Bromochloromethane	ug/kg	1250	1220	98	70-130	
Bromodichloromethane	ug/kg	1250	1090	87	69-130	
Bromoform	ug/kg	1250	1130	90	70-130	
Bromomethane	ug/kg	1250	1510	121	52-130	IK,v1
Carbon tetrachloride	ug/kg	1250	1200	96	70-130	
Chlorobenzene	ug/kg	1250	1200	96	70-130	
Chloroethane	ug/kg	1250	1370	110	65-130	
Chloroform	ug/kg	1250	1310	105	70-130	
Chloromethane	ug/kg	1250	1200	96	55-130	
cis-1,2-Dichloroethene	ug/kg	1250	1240	99	70-130	
cis-1,3-Dichloropropene	ug/kg	1250	1200	96	70-130	
Dibromochloromethane	ug/kg	1250	1170	94	70-130	
Dibromomethane	ug/kg	1250	1200	96	70-130	
Dichlorodifluoromethane	ug/kg	1250	1320	105	45-156	
Diisopropyl ether	ug/kg	1250	1170	94	70-130	
Ethylbenzene	ug/kg	1250	1320	106	70-130	
Hexachloro-1,3-butadiene	ug/kg	1250	1360	109	66-130	
Isopropylbenzene (Cumene)	ug/kg	1250	1250	100	70-130	
m&p-Xylene	ug/kg	2500	2460	98	70-130	
Methyl-tert-butyl ether	ug/kg	1250	1150	92	70-130	
Methylene Chloride	ug/kg	1250	1310	105	65-130	
n-Butylbenzene	ug/kg	1250	1320	106	67-130	
n-Propylbenzene	ug/kg	1250	1260	101	70-130	
Naphthalene	ug/kg	1250	1170	93	70-130	
o-Xylene	ug/kg	1250	1220	97	70-130	
p-Isopropyltoluene	ug/kg	1250	1250	100	67-130	
sec-Butylbenzene	ug/kg	1250	1250	100	69-130	
Styrene	ug/kg	1250	1220	98	70-130	

Results presented on this page are in the units indicated by the "Units" column except where an alternate unit is presented to the right of the result.

REPORT OF LABORATORY ANALYSIS

This report shall not be reproduced, except in full,
without the written consent of Pace Analytical Services, LLC.

Pace Analytical Services, LLC
9800 Kincey Ave. Suite 100
Huntersville, NC 28078
(704)875-9092

QUALITY CONTROL DATA

Project: CPC Huntersville/2020-L1-2448
Pace Project No.: 92544157

LABORATORY CONTROL SAMPLE: 3298049

Parameter	Units	Spike Conc.	LCS Result	LCS % Rec	% Rec Limits	Qualifiers
tert-Butylbenzene	ug/kg	1250	1180	94	67-130	
Tetrachloroethene	ug/kg	1250	1130	90	70-130	
Toluene	ug/kg	1250	1160	93	70-130	
trans-1,2-Dichloroethene	ug/kg	1250	1260	101	70-130	
trans-1,3-Dichloropropene	ug/kg	1250	1200	96	68-130	
Trichloroethene	ug/kg	1250	1210	97	70-130	
Trichlorofluoromethane	ug/kg	1250	1240	100	70-130	
Vinyl acetate	ug/kg	2500	2720	109	70-130	
Vinyl chloride	ug/kg	1250	1300	104	61-130	
Xylene (Total)	ug/kg	3750	3680	98	70-130	
1,2-Dichloroethane-d4 (S)	%			100	70-130	
4-Bromofluorobenzene (S)	%			101	69-134	
Toluene-d8 (S)	%			100	70-130	

MATRIX SPIKE & MATRIX SPIKE DUPLICATE: 3298050 3298051

Parameter	Units	92543943002 Result	MS Spike Conc.	MSD Spike Conc.	MS Result	MSD Result	MS % Rec	MSD % Rec	% Rec Limits	RPD	Max RPD	Qual
1,1,1,2-Tetrachloroethane	ug/kg	ND	9310	9310	8960	9890	96	106	70-131	10	30	
1,1,1-Trichloroethane	ug/kg	ND	9310	9310	8920	9880	96	106	65-133	10	30	
1,1,2,2-Tetrachloroethane	ug/kg	ND	9310	9310	8460	9530	91	102	66-130	12	30	
1,1,2-Trichloroethane	ug/kg	ND	9310	9310	8480	9610	91	103	66-133	13	30	
1,1-Dichloroethane	ug/kg	ND	9310	9310	9790	11100	105	119	65-130	12	30	
1,1-Dichloroethene	ug/kg	ND	9310	9310	10700	11700	115	126	10-158	10	30	
1,1-Dichloropropene	ug/kg	ND	9310	9310	9660	10500	104	113	68-133	9	30	
1,2,3-Trichlorobenzene	ug/kg	ND	9310	9310	8180	9470	88	102	27-138	15	30	
1,2,3-Trichloropropane	ug/kg	ND	9310	9310	8550	9550	92	103	67-130	11	30	
1,2,4-Trichlorobenzene	ug/kg	ND	9310	9310	8260	9420	89	101	51-134	13	30	
1,2,4-Trimethylbenzene	ug/kg	48300	9310	9310	56600	58500	88	109	63-136	3	30	
1,2-Dibromo-3-chloropropane	ug/kg	ND	9310	9310	8180	9030	88	97	32-130	10	30	
1,2-Dibromoethane (EDB)	ug/kg	ND	9310	9310	9020	9980	97	107	70-130	10	30	
1,2-Dichlorobenzene	ug/kg	ND	9310	9310	8590	9280	92	100	69-130	8	30	
1,2-Dichloroethane	ug/kg	ND	9310	9310	9100	10300	98	111	59-130	12	30	
1,2-Dichloropropane	ug/kg	ND	9310	9310	9420	10400	101	112	70-130	10	30	
1,3,5-Trimethylbenzene	ug/kg	13300	9310	9310	21700	23100	90	105	65-137	6	30	
1,3-Dichlorobenzene	ug/kg	ND	9310	9310	8680	9150	93	98	70-130	5	30	
1,3-Dichloropropane	ug/kg	ND	9310	9310	9220	10200	99	110	70-130	10	30	
1,4-Dichlorobenzene	ug/kg	ND	9310	9310	8500	9320	91	100	68-130	9	30	
2,2-Dichloropropane	ug/kg	ND	9310	9310	8470	9410	91	101	32-130	11	30	
2-Butanone (MEK)	ug/kg	ND	18700	18700	20000	22200	107	119	10-136	10	30	
2-Chlorotoluene	ug/kg	ND	9310	9310	10500	11200	113	121	69-141	7	30	
2-Hexanone	ug/kg	ND	18700	18700	18900	21000	101	113	10-144	11	30	
4-Chlorotoluene	ug/kg	ND	9310	9310	8700	9440	93	101	70-132	8	30	
4-Methyl-2-pentanone (MIBK)	ug/kg	ND	18700	18700	19800	22000	106	118	25-143	10	30	

Results presented on this page are in the units indicated by the "Units" column except where an alternate unit is presented to the right of the result.

REPORT OF LABORATORY ANALYSIS

This report shall not be reproduced, except in full,
without the written consent of Pace Analytical Services, LLC.

Pace Analytical Services, LLC
9800 Kincey Ave. Suite 100
Huntersville, NC 28078
(704)875-9092

QUALITY CONTROL DATA

Project: CPC Huntersville/2020-L1-2448
Pace Project No.: 92544157

MATRIX SPIKE & MATRIX SPIKE DUPLICATE: 3298050 3298051

Parameter	Units	92543943002 Result	MS Spike Conc.	MSD Spike Conc.	MS Result	MSD Result	MS % Rec	MSD % Rec	% Rec Limits	RPD	Max RPD	Qual
Acetone	ug/kg	1980	18700	18700	18900	21900	91	107	10-130	14	30	
Benzene	ug/kg	1320	9310	9310	10500	11500	98	109	67-130	9	30	
Bromobenzene	ug/kg	ND	9310	9310	8960	9840	96	106	70-130	9	30	
Bromochloromethane	ug/kg	ND	9310	9310	9390	10500	101	112	69-134	11	30	
Bromodichloromethane	ug/kg	ND	9310	9310	8170	9090	88	98	64-130	11	30	
Bromoform	ug/kg	ND	9310	9310	7940	8900	85	95	62-130	11	30	
Bromomethane	ug/kg	ND	9310	9310	10000	10700	108	115	20-176	6	30	IK,v1
Carbon tetrachloride	ug/kg	ND	9310	9310	9370	10300	101	110	65-140	9	30	
Chlorobenzene	ug/kg	57.4J	9310	9310	9340	10100	100	108	70-130	8	30	
Chloroethane	ug/kg	ND	9310	9310	12700	13900	136	149	10-130	9	30	M1
Chloroform	ug/kg	ND	9310	9310	10100	11300	108	122	63-130	12	30	
Chloromethane	ug/kg	ND	9310	9310	10000	11000	107	118	58-130	9	30	
cis-1,2-Dichloroethene	ug/kg	ND	9310	9310	9490	10700	102	115	66-130	12	30	
cis-1,3-Dichloropropene	ug/kg	ND	9310	9310	8880	9960	95	107	67-130	11	30	
Dibromochloromethane	ug/kg	ND	9310	9310	8560	9570	92	103	67-130	11	30	
Dibromomethane	ug/kg	ND	9310	9310	8930	10000	96	108	63-131	12	30	
Dichlorodifluoromethane	ug/kg	ND	9310	9310	11100	11500	119	124	44-180	4	30	
Diisopropyl ether	ug/kg	ND	9310	9310	9050	10100	97	109	63-130	11	30	
Ethylbenzene	ug/kg	19600	9310	9310	29800	31000	110	122	66-130	4	30	
Hexachloro-1,3-butadiene	ug/kg	ND	9310	9310	9450	11000	101	118	64-150	15	30	
Isopropylbenzene (Cumene)	ug/kg	2120	9310	9310	11800	12400	103	111	69-135	6	30	
m&p-Xylene	ug/kg	75100	18700	18700	93100	94700	97	105	60-133	2	30	
Methyl-tert-butyl ether	ug/kg	ND	9310	9310	8610	9710	92	104	65-130	12	30	
Methylene Chloride	ug/kg	ND	9310	9310	10200	11500	109	123	61-130	12	30	
n-Butylbenzene	ug/kg	2600	9310	9310	12700	13600	108	118	65-140	7	30	
n-Propylbenzene	ug/kg	ND	9310	9310	16900	17700	181	190	67-140	5	30	M1
Naphthalene	ug/kg	6600	9310	9310	14600	15900	86	99	15-145	9	30	
o-Xylene	ug/kg	33100	9310	9310	42300	43500	98	111	66-133	3	30	
p-Isopropyltoluene	ug/kg	2410	9310	9310	11400	12300	96	106	56-147	8	30	
sec-Butylbenzene	ug/kg	ND	9310	9310	9920	10500	106	113	65-139	6	30	
Styrene	ug/kg	ND	9310	9310	9560	10300	103	111	70-132	8	30	
tert-Butylbenzene	ug/kg	ND	9310	9310	8610	9640	92	103	62-135	11	30	
Tetrachloroethene	ug/kg	ND	9310	9310	8700	9000	93	97	70-135	3	30	
Toluene	ug/kg	34500	9310	9310	43100	44500	93	108	67-130	3	30	
trans-1,2-Dichloroethene	ug/kg	ND	9310	9310	9920	11000	106	118	69-130	11	30	
trans-1,3-Dichloropropene	ug/kg	ND	9310	9310	8560	9670	92	104	62-130	12	30	
Trichloroethene	ug/kg	ND	9310	9310	9350	10100	100	108	70-135	7	30	
Trichlorofluoromethane	ug/kg	ND	9310	9310	10800	11600	116	125	10-130	8	30	
Vinyl acetate	ug/kg	ND	18700	18700	19800	22500	106	121	53-130	13	30	
Vinyl chloride	ug/kg	ND	9310	9310	10800	11700	116	125	61-148	8	30	
Xylene (Total)	ug/kg	108000	27900	27900	135000	138000	97	107	63-132	2	30	
1,2-Dichloroethane-d4 (S)	%						109	109	70-130			
4-Bromofluorobenzene (S)	%						102	100	69-134			
Toluene-d8 (S)	%						100	99	70-130			

Results presented on this page are in the units indicated by the "Units" column except where an alternate unit is presented to the right of the result.

REPORT OF LABORATORY ANALYSIS

This report shall not be reproduced, except in full,
without the written consent of Pace Analytical Services, LLC.

Pace Analytical Services, LLC
9800 Kincey Ave. Suite 100
Huntersville, NC 28078
(704)875-9092

QUALITY CONTROL DATA

Project: CPC Huntersville/2020-L1-2448
Pace Project No.: 92544157

QC Batch: 627025
QC Batch Method: SW-846
Analysis Method: SW-846
Analysis Description: Dry Weight/Percent Moisture
Laboratory: Pace Analytical Services - Charlotte

Associated Lab Samples: 92544157001, 92544157002

SAMPLE DUPLICATE: 3296763

Parameter	Units	92544035003 Result	Dup Result	RPD	Max RPD	Qualifiers
Percent Moisture	%	21.4	22.8	6	25	N2

SAMPLE DUPLICATE: 3296764

Parameter	Units	92544158006 Result	Dup Result	RPD	Max RPD	Qualifiers
Percent Moisture	%	20.8	20.5	2	25	N2

Results presented on this page are in the units indicated by the "Units" column except where an alternate unit is presented to the right of the result.

REPORT OF LABORATORY ANALYSIS

This report shall not be reproduced, except in full,
without the written consent of Pace Analytical Services, LLC.

Pace Analytical Services, LLC
9800 Kincey Ave. Suite 100
Huntersville, NC 28078
(704)875-9092

QUALIFIERS

Project: CPC Huntersville/2020-L1-2448
Pace Project No.: 92544157

DEFINITIONS

DF - Dilution Factor, if reported, represents the factor applied to the reported data due to dilution of the sample aliquot.

ND - Not Detected at or above adjusted reporting limit.

TNTC - Too Numerous To Count

J - Estimated concentration above the adjusted method detection limit and below the adjusted reporting limit.

MDL - Adjusted Method Detection Limit.

PQL - Practical Quantitation Limit.

RL - Reporting Limit - The lowest concentration value that meets project requirements for quantitative data with known precision and bias for a specific analyte in a specific matrix.

S - Surrogate

1,2-Diphenylhydrazine decomposes to and cannot be separated from Azobenzene using Method 8270. The result for each analyte is a combined concentration.

Consistent with EPA guidelines, unrounded data are displayed and have been used to calculate % recovery and RPD values.

LCS(D) - Laboratory Control Sample (Duplicate)

MS(D) - Matrix Spike (Duplicate)

DUP - Sample Duplicate

RPD - Relative Percent Difference

NC - Not Calculable.

SG - Silica Gel - Clean-Up

U - Indicates the compound was analyzed for, but not detected.

Acid preservation may not be appropriate for 2 Chloroethylvinyl ether.

A separate vial preserved to a pH of 4-5 is recommended in SW846 Chapter 4 for the analysis of Acrolein and Acrylonitrile by EPA Method 8260.

N-Nitrosodiphenylamine decomposes and cannot be separated from Diphenylamine using Method 8270. The result reported for each analyte is a combined concentration.

Pace Analytical is TNI accredited. Contact your Pace PM for the current list of accredited analytes.

TNI - The NELAC Institute.

ANALYTE QUALIFIERS

IK	The recalculated concentration of the calibration standard(s) did not meet method acceptance criteria; this result should be considered an estimated value.
M1	Matrix spike recovery exceeded QC limits. Batch accepted based on laboratory control sample (LCS) recovery.
N2	The lab does not hold NELAC/TNI accreditation for this parameter but other accreditations/certifications may apply. A complete list of accreditations/certifications is available upon request.
v1	The continuing calibration verification was above the method acceptance limit. Any detection for the analyte in the associated samples may have a high bias.

This report shall not be reproduced, except in full,
without the written consent of Pace Analytical Services, LLC.

Pace Analytical Services, LLC
9800 Kincey Ave. Suite 100
Huntersville, NC 28078
(704)875-9092

QUALITY CONTROL DATA CROSS REFERENCE TABLE

Project: CPC Huntersville/2020-L1-2448
Pace Project No.: 92544157

Lab ID	Sample ID	QC Batch Method	QC Batch	Analytical Method	Analytical Batch
92544157001	**AA2 (34-36')**	MADEP VPH	628187	MADEP VPH	628219
92544157002	**AB2 (32-34')**	MADEP VPH	628187	MADEP VPH	628219
92544157001	**AA2 (34-36')**	EPA 5035A/5030B	627317	EPA 8260D	627344
92544157002	**AB2 (32-34')**	EPA 5035A/5030B	627317	EPA 8260D	627344
92544157001	**AA2 (34-36')**	SW-846	627025		
92544157002	**AB2 (32-34')**	SW-846	627025		

This report shall not be reproduced, except in full,
without the written consent of Pace Analytical Services, LLC.

Pace Analytical

CHAIN-OF-CUSTODY Analytical Request Document

Chain-of-Custody is a LEGAL DOCUMENT - Complete all relevent fields

LAB I WO# : 92544157

92544157

r Number or

Y

Cont.

6 6

Company: Apex Companies	Billing Information:
Address: 5900 Northwoods Bus. Pkwy Ste D	
Report To: Andrew Street	Email To: andrew.street@apexcos.com
Copy To:	Site Collection Info/Address: Huntersville - Concord Rd
Customer Project Name/Number: CPC Huntersville Site	State: NC / County/City: Huntersville Time Zone Collected: [ ] PT [ ] MT [ ] CT [ ] ET
Phone: Email:	Site/Facility ID #: Compliance Monitoring? [ ] Yes [✓] No
Collected By (print): Nia Watson / Gordon O'Toole	Purchase Order #: Quote #: 2020-CL-2248 DW PWS ID #: DW Location Code:
Collected By (signature): Nia Watson / G O'Toole	Turnaround Date Required: Normal TAT Immediately Packed on Ice: [✓] Yes [ ] No
Sample Disposal: [✓] Dispose as appropriate [ ] Return [ ] Archive: ____ [ ] Hold: ____	Rush: [ ] Same Day [ ] Next Day [ ] 2 Day [ ] 3 Day [ ] 4 Day [ ] 5 Day (Expedite Charges Apply) Field Filtered (if applicable): [ ] Yes [✓] No Analysis: ____

** Preservative Types: (1) nitric acid, (2) sulfuric acid, (3) hydrochloric acid, (4) sodium hydroxide, (5) zinc acetate, (6) methanol, (7) sodium bisulfate, (8) sodium thiosulfate, (9) hexane, (A) ascorbic acid, (B) ammonium sulfate, (C) ammonium hydroxide, (D) TSP, (U) Unpreserved, (O) Other ____

Analyses

Lab Profile/Line:

Lab Sample Receipt Checklist:

Custody Seals Present/Intact	Y (N) NA
Custody Signatures Present	(Y) N NA
Collector Signature Present	(Y) N NA
Bottles Intact	(Y) N NA
Correct Bottles	(Y) N NA
Sufficient Volume	(Y) N NA
Samples Received on Ice	(Y) N NA
VOA - Headspace Acceptable	Y N (NA)
USDA Regulated Soils	Y (N) NA
Samples in Holding Time	(Y) N NA
Residual Chlorine Present	Y N (NA)
Cl Strips: ____	
Sample pH Acceptable	Y N (NA)
pH Strips: ____	
Sulfide Present	Y N (NA)
Lead Acetate Strips: ____	

LAB USE ONLY:
Lab Sample # / Comments:

92544157

* Matrix Codes (Insert in Matrix box below): Drinking Water (DW), Ground Water (GW), Wastewater (WW), Product (P), Soil/Solid (SL), Oil (OL), Wipe (WP), Air (AR), Tissue (TS), Bioassay (B), Vapor (V), Other (OT)

Customer Sample ID	Matrix *	Comp / Grab	Collected (or Composite Start) Date	Time	Composite End Date	Time	Res Cl	# of Ctns	VOCs by 8260D	MADEP VPH									Lab Sample # / Comments
AA2 (34-36')	SL	G	6/14/21	1405	—	—		3	x	x									001
AB2 (32-34')	SL	G	6/14/21	1420	—	—		3	x	x									002

Customer Remarks / Special Conditions / Possible Hazards:

Type of Ice Used: (Wet) Blue Dry None

Packing Material Used:

Radchem sample(s) screened (<500 cpm): Y N (NA)

SHORT HOLDS PRESENT (<72 hours): Y (N) N/A

Lab Tracking #: 2615442

Samples received via: FEDEX UPS (Client) Courier Pace Courier

Lab Sample Temperature Info:
Temp Blank Received: Y (N) NA
Therm ID#: 92T064
Cooler 1 Temp Upon Receipt: 11.3 oC
Cooler 1 Therm Corr. Factor: -.1 oC
Cooler 1 Corrected Temp: 11.2 oC
Comments:

Relinquished by/Company: (Signature)	Date/Time:	Received by/Company: (Signature)	Date/Time:
		HB PACE HCL	6/14/21 1626
Relinquished by/Company: (Signature)	Date/Time:	Received by/Company: (Signature)	Date/Time:
Relinquished by/Company: (Signature)	Date/Time:	Received by/Company: (Signature)	Date/Time:

MTJL LAB USE ONLY
Table #:
Acctnum:
Template:
Prelogin:
PM:
PB:

Trip Blank Received: Y (N) NA
HCL MeOH TSP Other

Non Conformance(s): YES / (NO)

Page: ____ of: ____

Pace Analytical®	Document Name: Sample Condition Upon Receipt(SCUR)	Document Revised: October 28, 2020 Page 2 of 2
	Document No.: F-CAR-CS-033-Rev.07	Issuing Authority: Pace Carolinas Quality Office

***Check mark top half of box if pH and/or dechlorination is verified and within the acceptance range for preservation samples.**

Exceptions: VOA, Coliform, TOC, Oil and Grease, DRO/8015 (water) DOC, LLHg

****Bottom half of box is to list number of bottles**

Project **WO# : 92544157**

PM: AMB Due Date: 06/21/21

CLIENT: 92-APEX MOOR

Item#	BP4U-125 mL Plastic Unpreserved (N/A) (Cl-)	BP3U-250 mL Plastic Unpreserved (N/A)	BP2U-500 mL Plastic Unpreserved (N/A)	BP1U-1 liter Plastic Unpreserved (N/A)	BP4S-125 mL Plastic H2SO4 (pH < 2) (Cl-)	BP3N-250 mL plastic HNO3 (pH < 2)	BP4Z-125 mL Plastic ZN Acetate & NaOH (>9)	BP4C-125 mL Plastic NaOH (pH > 12) (Cl-)	WGFU-Wide-mouthed Glass jar Unpreserved	AG1U-1 liter Amber Unpreserved (N/A) (Cl-)	AG1H-1 liter Amber HCl (pH < 2)	AG3U-250 mL Amber Unpreserved (N/A) (Cl-)	AG1S-1 liter Amber H2SO4 (pH < 2)	AG3S-250 mL Amber H2SO4 (pH < 2)	AG3A(DG3A)-250 mL Amber NH4Cl (N/A)(Cl-)	DG9H-40 mL VOA HCl (N/A)	VG9T-40 mL VOA Na2S2O3 (N/A)	VG9U-40 mL VOA Unp (N/A)	DG9P-40 mL VOA H3PO4 (N/A)	VOAK (6 vials per kit)-5035 kit (N/A)	VGK (3 vials per kit)-VPH/Gas kit(N/A)	SP5T-125 mL Sterile Plastic (N/A – lab)	SP2T-250 mL Sterile Plastic (N/A – lab)		BP3A-250 mL Plastic (NH2)2SO4 (9.3-9.7)	AG0U-100 mL Amber Unpreserved vials (N/A)	VSGU-20 mL Scintillation vials (N/A)	DG9U-40 mL Amber Unpreserved vials (N/A)
1																						3							
2																						3							
3																													
4																													
5																													
6																													
7																													
8																													
9																													
10																													
11																													
12																													

pH Adjustment Log for Preserved Samples

Sample ID	Type of Preservative	pH upon receipt	Date preservation adjusted	Time preservation adjusted	Amount of Preservative added	Lot #

Note: Whenever there is a discrepancy affecting North Carolina compliance samples, a copy of this form will be sent to the North Carolina DEHNR Certification Office (i.e. Out of hold, incorrect preservative, out of temp, incorrect containers.

Pace Analytical Services, LLC
9800 Kincey Ave. Suite 100
Huntersville, NC 28078
(704)875-9092

June 24, 2021

Andrew Street
Apex Companies - NC
5900 Northwoods Business Pkwy
Suite 5900-0
Charlotte, NC 28269

RE: Project: CPC Huntersville/2020-L1-2448
Pace Project No.: 92544158

Dear Andrew Street:

Enclosed are the analytical results for sample(s) received by the laboratory on June 14, 2021. The results relate only to the samples included in this report. Results reported herein conform to the applicable TNI/NELAC Standards and the laboratory's Quality Manual, where applicable, unless otherwise noted in the body of the report.

The test results provided in this final report were generated by each of the following laboratories within the Pace Network:

- Pace Analytical Services - Charlotte

If you have any questions concerning this report, please feel free to contact me.

Sincerely,

Angela M. Baioni

Angela Baioni
angela.baioni@pacelabs.com
(704)875-9092
Project Manager

Enclosures

cc: J Culbreath, Colonial Pipeline Company
Naomi Fretz, APEX Companies, LLC
Robert Hughes, Colonial Pipeline
Cameron Lee, Montrose-EPS
Jamie Moran, APEX Companies, LLC
Jeff Morrison, Colonial Pipeline Company
Tom Naumann, APEX Companies - NC
Joe Nicolette, Montrose-EPS
Christopher Schultz, Apex Companies
Matt Teixeira, Apex Companies, LLC
Michael Verdon, Colonial Pipeline Company
JM Wyatt, Colonial Pipeline Company

REPORT OF LABORATORY ANALYSIS

This report shall not be reproduced, except in full,
without the written consent of Pace Analytical Services, LLC.

Pace Analytical Services, LLC
9800 Kincey Ave. Suite 100
Huntersville, NC 28078
(704)875-9092

CERTIFICATIONS

Project: CPC Huntersville/2020-L1-2448
Pace Project No.: 92544158

Pace Analytical Services Charlotte
9800 Kincey Ave. Ste 100, Huntersville, NC 28078
Louisiana/NELAP Certification # LA170028
North Carolina Drinking Water Certification #: 37706
North Carolina Field Services Certification #: 5342
North Carolina Wastewater Certification #: 12
South Carolina Certification #: 99006001
Florida/NELAP Certification #: E87627
Kentucky UST Certification #: 84
Virginia/VELAP Certification #: 460221

This report shall not be reproduced, except in full,
without the written consent of Pace Analytical Services, LLC.

Pace Analytical Services, LLC
9800 Kincey Ave. Suite 100
Huntersville, NC 28078
(704)875-9092

SAMPLE SUMMARY

Project: CPC Huntersville/2020-L1-2448
Pace Project No.: 92544158

Lab ID	Sample ID	Matrix	Date Collected	Date Received
92544158001	**BA5 (0-2')**	Solid	06/14/21 09:45	06/14/21 16:26
92544158002	**BA5 (10-12')**	Solid	06/14/21 09:55	06/14/21 16:26
92544158003	**AA2 (0-2')**	Solid	06/14/21 11:40	06/14/21 16:26
92544158004	**AA2 (16-18')**	Solid	06/14/21 11:50	06/14/21 16:26
92544158005	**AB2 (0-2')**	Solid	06/14/21 14:05	06/14/21 16:26
92544158006	**AB2 (20-22')**	Solid	06/14/21 14:15	06/14/21 16:26
92544158007	**AA3 (0-2')**	Solid	06/14/21 15:20	06/14/21 16:26
92544158008	**AA3 (12-14')**	Solid	06/14/21 15:30	06/14/21 16:26

This report shall not be reproduced, except in full,
without the written consent of Pace Analytical Services, LLC.

Pace Analytical Services, LLC
9800 Kincey Ave. Suite 100
Huntersville, NC 28078
(704)875-9092

SAMPLE ANALYTE COUNT

Project: CPC Huntersville/2020-L1-2448
Pace Project No.: 92544158

Lab ID	Sample ID	Method	Analysts	Analytes Reported	Laboratory
92544158001	**BA5 (0-2')**	MADEP VPH	MAD	7	PASI-C
		EPA 8260D	LMB	70	PASI-C
		SW-846	KDF	1	PASI-C
92544158002	**BA5 (10-12')**	MADEP VPH	MAD	7	PASI-C
		EPA 8260D	LMB	70	PASI-C
		SW-846	KDF	1	PASI-C
92544158003	**AA2 (0-2')**	MADEP VPH	MAD	7	PASI-C
		EPA 8260D	LMB	70	PASI-C
		SW-846	KDF	1	PASI-C
92544158004	**AA2 (16-18')**	MADEP VPH	MAD	7	PASI-C
		EPA 8260D	LMB	70	PASI-C
		SW-846	KDF	1	PASI-C
92544158005	**AB2 (0-2')**	MADEP VPH	MAD	7	PASI-C
		EPA 8260D	LMB	70	PASI-C
		SW-846	KDF	1	PASI-C
92544158006	**AB2 (20-22')**	MADEP VPH	MAD	7	PASI-C
		EPA 8260D	LMB	70	PASI-C
		SW-846	KDF	1	PASI-C
92544158007	**AA3 (0-2')**	MADEP VPH	MAD	7	PASI-C
		EPA 8260D	LMB	70	PASI-C
		SW-846	KDF	1	PASI-C
92544158008	**AA3 (12-14')**	MADEP VPH	MAD	7	PASI-C
		EPA 8260D	LMB	70	PASI-C
		SW-846	KDF	1	PASI-C

PASI-C = Pace Analytical Services - Charlotte

This report shall not be reproduced, except in full,
without the written consent of Pace Analytical Services, LLC.

Pace Analytical Services, LLC
9800 Kincey Ave. Suite 100
Huntersville, NC 28078
(704)875-9092

ANALYTICAL RESULTS

Project: CPC Huntersville/2020-L1-2448
Pace Project No.: 92544158

Sample: BA5 (0-2') **Lab ID: 92544158001** Collected: 06/14/21 09:45 Received: 06/14/21 16:26 Matrix: Solid

Results reported on a "dry weight" basis and are adjusted for percent moisture, sample size and any dilutions.

Parameters	Results	Units	Report Limit	MDL	DF	Prepared	Analyzed	CAS No.	Qual
VPH NC Soil	Analytical Method: MADEP VPH Preparation Method: MADEP VPH Pace Analytical Services - Charlotte								
Total VPH (C5-C12)	**21.8**	mg/kg	3.1	3.1	1	06/17/21 13:25	06/17/21 18:21		N2
Aliphatic (C05-C08)	**14.6**	mg/kg	3.1	3.1	1	06/17/21 13:25	06/17/21 18:21		N2
Aliphatic (C09-C12)	**7.2**	mg/kg	3.1	3.1	1	06/17/21 13:25	06/17/21 18:21		N2
Aliphatic(C09-C12) Adjusted	**6.2**	mg/kg	3.1	3.1	1	06/17/21 13:25	06/17/21 18:21		N2
Aromatic (C09-C10)	ND	mg/kg	3.1	3.1	1	06/17/21 13:25	06/17/21 18:21		N2
Surrogates									
4-Bromofluorobenzene (FID) (S)	112	%	70-130		1	06/17/21 13:25	06/17/21 18:21	460-00-4	
4-Bromofluorobenzene (PID) (S)	106	%	70-130		1	06/17/21 13:25	06/17/21 18:21	460-00-4	
8260D/5035A/5030B Volatiles	Analytical Method: EPA 8260D Preparation Method: EPA 5035A/5030B Pace Analytical Services - Charlotte								
Acetone	ND	ug/kg	123	39.3	1	06/15/21 15:55	06/16/21 06:07	67-64-1	
Benzene	ND	ug/kg	6.1	2.4	1	06/15/21 15:55	06/16/21 06:07	71-43-2	
Bromobenzene	ND	ug/kg	6.1	2.0	1	06/15/21 15:55	06/16/21 06:07	108-86-1	
Bromochloromethane	ND	ug/kg	6.1	1.8	1	06/15/21 15:55	06/16/21 06:07	74-97-5	
Bromodichloromethane	ND	ug/kg	6.1	2.4	1	06/15/21 15:55	06/16/21 06:07	75-27-4	
Bromoform	ND	ug/kg	6.1	2.2	1	06/15/21 15:55	06/16/21 06:07	75-25-2	
Bromomethane	ND	ug/kg	12.3	9.7	1	06/15/21 15:55	06/16/21 06:07	74-83-9	IK
2-Butanone (MEK)	ND	ug/kg	123	29.4	1	06/15/21 15:55	06/16/21 06:07	78-93-3	
n-Butylbenzene	ND	ug/kg	6.1	2.9	1	06/15/21 15:55	06/16/21 06:07	104-51-8	
sec-Butylbenzene	ND	ug/kg	6.1	2.7	1	06/15/21 15:55	06/16/21 06:07	135-98-8	
tert-Butylbenzene	ND	ug/kg	6.1	2.2	1	06/15/21 15:55	06/16/21 06:07	98-06-6	
Carbon tetrachloride	ND	ug/kg	6.1	2.3	1	06/15/21 15:55	06/16/21 06:07	56-23-5	
Chlorobenzene	ND	ug/kg	6.1	1.2	1	06/15/21 15:55	06/16/21 06:07	108-90-7	
Chloroethane	ND	ug/kg	12.3	4.7	1	06/15/21 15:55	06/16/21 06:07	75-00-3	
Chloroform	ND	ug/kg	6.1	3.7	1	06/15/21 15:55	06/16/21 06:07	67-66-3	
Chloromethane	ND	ug/kg	12.3	5.1	1	06/15/21 15:55	06/16/21 06:07	74-87-3	
2-Chlorotoluene	ND	ug/kg	6.1	2.2	1	06/15/21 15:55	06/16/21 06:07	95-49-8	
4-Chlorotoluene	ND	ug/kg	6.1	1.1	1	06/15/21 15:55	06/16/21 06:07	106-43-4	
1,2-Dibromo-3-chloropropane	ND	ug/kg	6.1	2.4	1	06/15/21 15:55	06/16/21 06:07	96-12-8	
Dibromochloromethane	ND	ug/kg	6.1	3.4	1	06/15/21 15:55	06/16/21 06:07	124-48-1	
1,2-Dibromoethane (EDB)	ND	ug/kg	6.1	2.7	1	06/15/21 15:55	06/16/21 06:07	106-93-4	
Dibromomethane	ND	ug/kg	6.1	1.3	1	06/15/21 15:55	06/16/21 06:07	74-95-3	
1,2-Dichlorobenzene	ND	ug/kg	6.1	2.2	1	06/15/21 15:55	06/16/21 06:07	95-50-1	
1,3-Dichlorobenzene	ND	ug/kg	6.1	1.9	1	06/15/21 15:55	06/16/21 06:07	541-73-1	
1,4-Dichlorobenzene	ND	ug/kg	6.1	1.6	1	06/15/21 15:55	06/16/21 06:07	106-46-7	
Dichlorodifluoromethane	ND	ug/kg	12.3	2.7	1	06/15/21 15:55	06/16/21 06:07	75-71-8	
1,1-Dichloroethane	ND	ug/kg	6.1	2.5	1	06/15/21 15:55	06/16/21 06:07	75-34-3	
1,2-Dichloroethane	ND	ug/kg	6.1	4.1	1	06/15/21 15:55	06/16/21 06:07	107-06-2	
1,1-Dichloroethene	ND	ug/kg	6.1	2.5	1	06/15/21 15:55	06/16/21 06:07	75-35-4	
cis-1,2-Dichloroethene	ND	ug/kg	6.1	2.1	1	06/15/21 15:55	06/16/21 06:07	156-59-2	
trans-1,2-Dichloroethene	ND	ug/kg	6.1	2.1	1	06/15/21 15:55	06/16/21 06:07	156-60-5	
1,2-Dichloropropane	ND	ug/kg	6.1	1.8	1	06/15/21 15:55	06/16/21 06:07	78-87-5	
1,3-Dichloropropane	ND	ug/kg	6.1	1.9	1	06/15/21 15:55	06/16/21 06:07	142-28-9	

REPORT OF LABORATORY ANALYSIS

This report shall not be reproduced, except in full,
without the written consent of Pace Analytical Services, LLC.

Pace Analytical Services, LLC
9800 Kincey Ave. Suite 100
Huntersville, NC 28078
(704)875-9092

ANALYTICAL RESULTS

Project: CPC Huntersville/2020-L1-2448
Pace Project No.: 92544158

Sample: BA5 (0-2') **Lab ID: 92544158001** Collected: 06/14/21 09:45 Received: 06/14/21 16:26 Matrix: Solid

Results reported on a "dry weight" basis and are adjusted for percent moisture, sample size and any dilutions.

Parameters	Results	Units	Report Limit	MDL	DF	Prepared	Analyzed	CAS No.	Qual
8260D/5035A/5030B Volatiles	Analytical Method: EPA 8260D Preparation Method: EPA 5035A/5030B Pace Analytical Services - Charlotte								
2,2-Dichloropropane	ND	ug/kg	6.1	2.0	1	06/15/21 15:55	06/16/21 06:07	594-20-7	
1,1-Dichloropropene	ND	ug/kg	6.1	2.9	1	06/15/21 15:55	06/16/21 06:07	563-58-6	
cis-1,3-Dichloropropene	ND	ug/kg	6.1	1.7	1	06/15/21 15:55	06/16/21 06:07	10061-01-5	
trans-1,3-Dichloropropene	ND	ug/kg	6.1	2.1	1	06/15/21 15:55	06/16/21 06:07	10061-02-6	
Diisopropyl ether	ND	ug/kg	6.1	1.7	1	06/15/21 15:55	06/16/21 06:07	108-20-3	
Ethylbenzene	ND	ug/kg	6.1	2.9	1	06/15/21 15:55	06/16/21 06:07	100-41-4	
Hexachloro-1,3-butadiene	ND	ug/kg	12.3	10.0	1	06/15/21 15:55	06/16/21 06:07	87-68-3	
2-Hexanone	ND	ug/kg	61.3	5.9	1	06/15/21 15:55	06/16/21 06:07	591-78-6	
Isopropylbenzene (Cumene)	ND	ug/kg	6.1	2.1	1	06/15/21 15:55	06/16/21 06:07	98-82-8	
p-Isopropyltoluene	ND	ug/kg	6.1	3.0	1	06/15/21 15:55	06/16/21 06:07	99-87-6	
Methylene Chloride	ND	ug/kg	24.5	16.8	1	06/15/21 15:55	06/16/21 06:07	75-09-2	
4-Methyl-2-pentanone (MIBK)	ND	ug/kg	61.3	5.9	1	06/15/21 15:55	06/16/21 06:07	108-10-1	
Methyl-tert-butyl ether	ND	ug/kg	6.1	2.3	1	06/15/21 15:55	06/16/21 06:07	1634-04-4	
Naphthalene	ND	ug/kg	6.1	3.2	1	06/15/21 15:55	06/16/21 06:07	91-20-3	
n-Propylbenzene	ND	ug/kg	6.1	2.2	1	06/15/21 15:55	06/16/21 06:07	103-65-1	
Styrene	ND	ug/kg	6.1	1.6	1	06/15/21 15:55	06/16/21 06:07	100-42-5	
1,1,1,2-Tetrachloroethane	ND	ug/kg	6.1	2.4	1	06/15/21 15:55	06/16/21 06:07	630-20-6	
1,1,2,2-Tetrachloroethane	ND	ug/kg	6.1	1.6	1	06/15/21 15:55	06/16/21 06:07	79-34-5	
Tetrachloroethene	ND	ug/kg	6.1	1.9	1	06/15/21 15:55	06/16/21 06:07	127-18-4	
Toluene	**5.1J**	ug/kg	6.1	1.7	1	06/15/21 15:55	06/16/21 06:07	108-88-3	C7
1,2,3-Trichlorobenzene	ND	ug/kg	6.1	5.0	1	06/15/21 15:55	06/16/21 06:07	87-61-6	
1,2,4-Trichlorobenzene	ND	ug/kg	6.1	5.1	1	06/15/21 15:55	06/16/21 06:07	120-82-1	
1,1,1-Trichloroethane	ND	ug/kg	6.1	3.2	1	06/15/21 15:55	06/16/21 06:07	71-55-6	
1,1,2-Trichloroethane	ND	ug/kg	6.1	2.0	1	06/15/21 15:55	06/16/21 06:07	79-00-5	
Trichloroethene	ND	ug/kg	6.1	1.6	1	06/15/21 15:55	06/16/21 06:07	79-01-6	
Trichlorofluoromethane	ND	ug/kg	6.1	3.4	1	06/15/21 15:55	06/16/21 06:07	75-69-4	
1,2,3-Trichloropropane	ND	ug/kg	6.1	3.1	1	06/15/21 15:55	06/16/21 06:07	96-18-4	
1,2,4-Trimethylbenzene	ND	ug/kg	6.1	1.7	1	06/15/21 15:55	06/16/21 06:07	95-63-6	
1,3,5-Trimethylbenzene	ND	ug/kg	6.1	2.1	1	06/15/21 15:55	06/16/21 06:07	108-67-8	
Vinyl acetate	ND	ug/kg	61.3	4.5	1	06/15/21 15:55	06/16/21 06:07	108-05-4	
Vinyl chloride	ND	ug/kg	12.3	3.1	1	06/15/21 15:55	06/16/21 06:07	75-01-4	
Xylene (Total)	ND	ug/kg	12.3	3.5	1	06/15/21 15:55	06/16/21 06:07	1330-20-7	
m&p-Xylene	ND	ug/kg	12.3	4.2	1	06/15/21 15:55	06/16/21 06:07	179601-23-1	
o-Xylene	ND	ug/kg	6.1	2.7	1	06/15/21 15:55	06/16/21 06:07	95-47-6	
Surrogates									
Toluene-d8 (S)	102	%	70-130		1	06/15/21 15:55	06/16/21 06:07	2037-26-5	
4-Bromofluorobenzene (S)	101	%	69-134		1	06/15/21 15:55	06/16/21 06:07	460-00-4	
1,2-Dichloroethane-d4 (S)	112	%	70-130		1	06/15/21 15:55	06/16/21 06:07	17060-07-0	
Percent Moisture	Analytical Method: SW-846 Pace Analytical Services - Charlotte								
Percent Moisture	**12.1**	%	0.10	0.10	1		06/14/21 17:22		N2

REPORT OF LABORATORY ANALYSIS

This report shall not be reproduced, except in full,
without the written consent of Pace Analytical Services, LLC.

Pace Analytical Services, LLC
9800 Kincey Ave. Suite 100
Huntersville, NC 28078
(704)875-9092

ANALYTICAL RESULTS

Project: CPC Huntersville/2020-L1-2448
Pace Project No.: 92544158

Sample: BA5 (10-12') **Lab ID: 92544158002** Collected: 06/14/21 09:55 Received: 06/14/21 16:26 Matrix: Solid

Results reported on a "dry weight" basis and are adjusted for percent moisture, sample size and any dilutions.

Parameters	Results	Units	Report Limit	MDL	DF	Prepared	Analyzed	CAS No.	Qual
VPH NC Soil	Analytical Method: MADEP VPH Preparation Method: MADEP VPH Pace Analytical Services - Charlotte								
Total VPH (C5-C12)	**5940**	mg/kg	59.7	59.7	12.5	06/18/21 13:04	06/24/21 02:34		N2
Aliphatic (C05-C08)	**3470**	mg/kg	59.7	59.7	12.5	06/18/21 13:04	06/24/21 02:34		N2
Aliphatic (C09-C12)	**2470**	mg/kg	59.7	59.7	12.5	06/18/21 13:04	06/24/21 02:34		N2
Aliphatic(C09-C12) Adjusted	**1800**	mg/kg	59.7	59.7	12.5	06/18/21 13:04	06/24/21 02:34		N2
Aromatic (C09-C10)	**673**	mg/kg	59.7	59.7	12.5	06/18/21 13:04	06/24/21 02:34		N2
Surrogates									
4-Bromofluorobenzene (FID) (S)	105	%	70-130		12.5	06/18/21 13:04	06/24/21 02:34	460-00-4	
4-Bromofluorobenzene (PID) (S)	97	%	70-130		12.5	06/18/21 13:04	06/24/21 02:34	460-00-4	
8260D/5035A/5030B Volatiles	Analytical Method: EPA 8260D Preparation Method: EPA 5035A/5030B Pace Analytical Services - Charlotte								
Acetone	**4240J**	ug/kg	7560	2430	50	06/16/21 13:44	06/16/21 19:56	67-64-1	
Benzene	**11400**	ug/kg	378	150	50	06/16/21 13:44	06/16/21 19:56	71-43-2	
Bromobenzene	ND	ug/kg	378	123	50	06/16/21 13:44	06/16/21 19:56	108-86-1	
Bromochloromethane	ND	ug/kg	378	112	50	06/16/21 13:44	06/16/21 19:56	74-97-5	
Bromodichloromethane	ND	ug/kg	378	146	50	06/16/21 13:44	06/16/21 19:56	75-27-4	
Bromoform	ND	ug/kg	378	133	50	06/16/21 13:44	06/16/21 19:56	75-25-2	
Bromomethane	ND	ug/kg	756	597	50	06/16/21 13:44	06/16/21 19:56	74-83-9	IK,L1
2-Butanone (MEK)	ND	ug/kg	7560	1810	50	06/16/21 13:44	06/16/21 19:56	78-93-3	
n-Butylbenzene	**7280**	ug/kg	378	178	50	06/16/21 13:44	06/16/21 19:56	104-51-8	
sec-Butylbenzene	ND	ug/kg	378	166	50	06/16/21 13:44	06/16/21 19:56	135-98-8	
tert-Butylbenzene	ND	ug/kg	378	135	50	06/16/21 13:44	06/16/21 19:56	98-06-6	
Carbon tetrachloride	ND	ug/kg	378	141	50	06/16/21 13:44	06/16/21 19:56	56-23-5	
Chlorobenzene	**201J**	ug/kg	378	72.5	50	06/16/21 13:44	06/16/21 19:56	108-90-7	
Chloroethane	ND	ug/kg	756	292	50	06/16/21 13:44	06/16/21 19:56	75-00-3	
Chloroform	ND	ug/kg	378	230	50	06/16/21 13:44	06/16/21 19:56	67-66-3	
Chloromethane	ND	ug/kg	756	317	50	06/16/21 13:44	06/16/21 19:56	74-87-3	
2-Chlorotoluene	ND	ug/kg	378	134	50	06/16/21 13:44	06/16/21 19:56	95-49-8	
4-Chlorotoluene	ND	ug/kg	378	66.9	50	06/16/21 13:44	06/16/21 19:56	106-43-4	
1,2-Dibromo-3-chloropropane	ND	ug/kg	378	147	50	06/16/21 13:44	06/16/21 19:56	96-12-8	
Dibromochloromethane	ND	ug/kg	378	212	50	06/16/21 13:44	06/16/21 19:56	124-48-1	
1,2-Dibromoethane (EDB)	ND	ug/kg	378	166	50	06/16/21 13:44	06/16/21 19:56	106-93-4	
Dibromomethane	ND	ug/kg	378	80.9	50	06/16/21 13:44	06/16/21 19:56	74-95-3	
1,2-Dichlorobenzene	ND	ug/kg	378	136	50	06/16/21 13:44	06/16/21 19:56	95-50-1	
1,3-Dichlorobenzene	ND	ug/kg	378	117	50	06/16/21 13:44	06/16/21 19:56	541-73-1	
1,4-Dichlorobenzene	ND	ug/kg	378	98.2	50	06/16/21 13:44	06/16/21 19:56	106-46-7	
Dichlorodifluoromethane	ND	ug/kg	756	164	50	06/16/21 13:44	06/16/21 19:56	75-71-8	v2
1,1-Dichloroethane	ND	ug/kg	378	156	50	06/16/21 13:44	06/16/21 19:56	75-34-3	
1,2-Dichloroethane	ND	ug/kg	378	250	50	06/16/21 13:44	06/16/21 19:56	107-06-2	
1,1-Dichloroethene	ND	ug/kg	378	156	50	06/16/21 13:44	06/16/21 19:56	75-35-4	
cis-1,2-Dichloroethene	ND	ug/kg	378	129	50	06/16/21 13:44	06/16/21 19:56	156-59-2	
trans-1,2-Dichloroethene	ND	ug/kg	378	132	50	06/16/21 13:44	06/16/21 19:56	156-60-5	
1,2-Dichloropropane	ND	ug/kg	378	113	50	06/16/21 13:44	06/16/21 19:56	78-87-5	
1,3-Dichloropropane	ND	ug/kg	378	118	50	06/16/21 13:44	06/16/21 19:56	142-28-9	

REPORT OF LABORATORY ANALYSIS

This report shall not be reproduced, except in full,
without the written consent of Pace Analytical Services, LLC.

Pace Analytical Services, LLC
9800 Kincey Ave. Suite 100
Huntersville, NC 28078
(704)875-9092

ANALYTICAL RESULTS

Project: CPC Huntersville/2020-L1-2448
Pace Project No.: 92544158

Sample: BA5 (10-12') **Lab ID: 92544158002** Collected: 06/14/21 09:55 Received: 06/14/21 16:26 Matrix: Solid

Results reported on a "dry weight" basis and are adjusted for percent moisture, sample size and any dilutions.

Parameters	Results	Units	Report Limit	MDL	DF	Prepared	Analyzed	CAS No.	Qual
8260D/5035A/5030B Volatiles	Analytical Method: EPA 8260D Preparation Method: EPA 5035A/5030B Pace Analytical Services - Charlotte								
2,2-Dichloropropane	ND	ug/kg	378	123	50	06/16/21 13:44	06/16/21 19:56	594-20-7	
1,1-Dichloropropene	ND	ug/kg	378	181	50	06/16/21 13:44	06/16/21 19:56	563-58-6	
cis-1,3-Dichloropropene	ND	ug/kg	378	103	50	06/16/21 13:44	06/16/21 19:56	10061-01-5	
trans-1,3-Dichloropropene	ND	ug/kg	378	130	50	06/16/21 13:44	06/16/21 19:56	10061-02-6	
Diisopropyl ether	ND	ug/kg	378	102	50	06/16/21 13:44	06/16/21 19:56	108-20-3	
Ethylbenzene	**98700**	ug/kg	378	176	50	06/16/21 13:44	06/16/21 19:56	100-41-4	
Hexachloro-1,3-butadiene	ND	ug/kg	756	618	50	06/16/21 13:44	06/16/21 19:56	87-68-3	
2-Hexanone	ND	ug/kg	3780	364	50	06/16/21 13:44	06/16/21 19:56	591-78-6	
Isopropylbenzene (Cumene)	ND	ug/kg	378	128	50	06/16/21 13:44	06/16/21 19:56	98-82-8	
p-Isopropyltoluene	**5810**	ug/kg	378	186	50	06/16/21 13:44	06/16/21 19:56	99-87-6	
Methylene Chloride	ND	ug/kg	1510	1040	50	06/16/21 13:44	06/16/21 19:56	75-09-2	
4-Methyl-2-pentanone (MIBK)	ND	ug/kg	3780	364	50	06/16/21 13:44	06/16/21 19:56	108-10-1	
Methyl-tert-butyl ether	ND	ug/kg	378	141	50	06/16/21 13:44	06/16/21 19:56	1634-04-4	
Naphthalene	**14300**	ug/kg	378	199	50	06/16/21 13:44	06/16/21 19:56	91-20-3	
n-Propylbenzene	ND	ug/kg	378	135	50	06/16/21 13:44	06/16/21 19:56	103-65-1	
Styrene	ND	ug/kg	378	99.7	50	06/16/21 13:44	06/16/21 19:56	100-42-5	
1,1,1,2-Tetrachloroethane	ND	ug/kg	378	145	50	06/16/21 13:44	06/16/21 19:56	630-20-6	
1,1,2,2-Tetrachloroethane	ND	ug/kg	378	99.7	50	06/16/21 13:44	06/16/21 19:56	79-34-5	
Tetrachloroethene	ND	ug/kg	378	119	50	06/16/21 13:44	06/16/21 19:56	127-18-4	
Toluene	**202000**	ug/kg	378	107	50	06/16/21 13:44	06/16/21 19:56	108-88-3	
1,2,3-Trichlorobenzene	ND	ug/kg	378	305	50	06/16/21 13:44	06/16/21 19:56	87-61-6	
1,2,4-Trichlorobenzene	ND	ug/kg	378	317	50	06/16/21 13:44	06/16/21 19:56	120-82-1	
1,1,1-Trichloroethane	ND	ug/kg	378	196	50	06/16/21 13:44	06/16/21 19:56	71-55-6	
1,1,2-Trichloroethane	ND	ug/kg	378	125	50	06/16/21 13:44	06/16/21 19:56	79-00-5	
Trichloroethene	ND	ug/kg	378	97.5	50	06/16/21 13:44	06/16/21 19:56	79-01-6	
Trichlorofluoromethane	ND	ug/kg	378	208	50	06/16/21 13:44	06/16/21 19:56	75-69-4	
1,2,3-Trichloropropane	ND	ug/kg	378	191	50	06/16/21 13:44	06/16/21 19:56	96-18-4	
1,2,4-Trimethylbenzene	**118000**	ug/kg	378	104	50	06/16/21 13:44	06/16/21 19:56	95-63-6	
1,3,5-Trimethylbenzene	ND	ug/kg	378	127	50	06/16/21 13:44	06/16/21 19:56	108-67-8	
Vinyl acetate	ND	ug/kg	3780	275	50	06/16/21 13:44	06/16/21 19:56	108-05-4	
Vinyl chloride	ND	ug/kg	756	192	50	06/16/21 13:44	06/16/21 19:56	75-01-4	
Xylene (Total)	**530000**	ug/kg	756	215	50	06/16/21 13:44	06/16/21 19:56	1330-20-7	
m&p-Xylene	**383000**	ug/kg	756	258	50	06/16/21 13:44	06/16/21 19:56	179601-23-1	
o-Xylene	**147000**	ug/kg	378	167	50	06/16/21 13:44	06/16/21 19:56	95-47-6	
Surrogates									
Toluene-d8 (S)	99	%	70-130		50	06/16/21 13:44	06/16/21 19:56	2037-26-5	
4-Bromofluorobenzene (S)	101	%	69-134		50	06/16/21 13:44	06/16/21 19:56	460-00-4	
1,2-Dichloroethane-d4 (S)	112	%	70-130		50	06/16/21 13:44	06/16/21 19:56	17060-07-0	
Percent Moisture	Analytical Method: SW-846 Pace Analytical Services - Charlotte								
Percent Moisture	**20.4**	%	0.10	0.10	1		06/14/21 17:22		N2

REPORT OF LABORATORY ANALYSIS

This report shall not be reproduced, except in full,
without the written consent of Pace Analytical Services, LLC.

Pace Analytical Services, LLC
9800 Kincey Ave. Suite 100
Huntersville, NC 28078
(704)875-9092

ANALYTICAL RESULTS

Project: CPC Huntersville/2020-L1-2448
Pace Project No.: 92544158

Sample: AA2 (0-2') **Lab ID: 92544158003** Collected: 06/14/21 11:40 Received: 06/14/21 16:26 Matrix: Solid

Results reported on a "dry weight" basis and are adjusted for percent moisture, sample size and any dilutions.

Parameters	Results	Units	Report Limit	MDL	DF	Prepared	Analyzed	CAS No.	Qual
VPH NC Soil	Analytical Method: MADEP VPH Preparation Method: MADEP VPH Pace Analytical Services - Charlotte								
Total VPH (C5-C12)	**8.7**	mg/kg	4.0	4.0	1	06/17/21 13:25	06/17/21 18:49		N2
Aliphatic (C05-C08)	**4.8**	mg/kg	4.0	4.0	1	06/17/21 13:25	06/17/21 18:49		N2
Aliphatic (C09-C12)	ND	mg/kg	4.0	4.0	1	06/17/21 13:25	06/17/21 18:49		N2
Aliphatic(C09-C12) Adjusted	ND	mg/kg	4.0	4.0	1	06/17/21 13:25	06/17/21 18:49		N2
Aromatic (C09-C10)	ND	mg/kg	4.0	4.0	1	06/17/21 13:25	06/17/21 18:49		N2
Surrogates									
4-Bromofluorobenzene (FID) (S)	113	%	70-130		1	06/17/21 13:25	06/17/21 18:49	460-00-4	
4-Bromofluorobenzene (PID) (S)	109	%	70-130		1	06/17/21 13:25	06/17/21 18:49	460-00-4	
8260D/5035A/5030B Volatiles	Analytical Method: EPA 8260D Preparation Method: EPA 5035A/5030B Pace Analytical Services - Charlotte								
Acetone	ND	ug/kg	166	53.1	1	06/15/21 15:55	06/16/21 06:25	67-64-1	
Benzene	ND	ug/kg	8.3	3.3	1	06/15/21 15:55	06/16/21 06:25	71-43-2	
Bromobenzene	ND	ug/kg	8.3	2.7	1	06/15/21 15:55	06/16/21 06:25	108-86-1	
Bromochloromethane	ND	ug/kg	8.3	2.4	1	06/15/21 15:55	06/16/21 06:25	74-97-5	
Bromodichloromethane	ND	ug/kg	8.3	3.2	1	06/15/21 15:55	06/16/21 06:25	75-27-4	
Bromoform	ND	ug/kg	8.3	2.9	1	06/15/21 15:55	06/16/21 06:25	75-25-2	
Bromomethane	ND	ug/kg	16.6	13.1	1	06/15/21 15:55	06/16/21 06:25	74-83-9	IK
2-Butanone (MEK)	ND	ug/kg	166	39.7	1	06/15/21 15:55	06/16/21 06:25	78-93-3	
n-Butylbenzene	ND	ug/kg	8.3	3.9	1	06/15/21 15:55	06/16/21 06:25	104-51-8	
sec-Butylbenzene	ND	ug/kg	8.3	3.6	1	06/15/21 15:55	06/16/21 06:25	135-98-8	
tert-Butylbenzene	ND	ug/kg	8.3	2.9	1	06/15/21 15:55	06/16/21 06:25	98-06-6	
Carbon tetrachloride	ND	ug/kg	8.3	3.1	1	06/15/21 15:55	06/16/21 06:25	56-23-5	
Chlorobenzene	ND	ug/kg	8.3	1.6	1	06/15/21 15:55	06/16/21 06:25	108-90-7	
Chloroethane	ND	ug/kg	16.6	6.4	1	06/15/21 15:55	06/16/21 06:25	75-00-3	
Chloroform	ND	ug/kg	8.3	5.0	1	06/15/21 15:55	06/16/21 06:25	67-66-3	
Chloromethane	ND	ug/kg	16.6	7.0	1	06/15/21 15:55	06/16/21 06:25	74-87-3	
2-Chlorotoluene	ND	ug/kg	8.3	2.9	1	06/15/21 15:55	06/16/21 06:25	95-49-8	
4-Chlorotoluene	ND	ug/kg	8.3	1.5	1	06/15/21 15:55	06/16/21 06:25	106-43-4	
1,2-Dibromo-3-chloropropane	ND	ug/kg	8.3	3.2	1	06/15/21 15:55	06/16/21 06:25	96-12-8	
Dibromochloromethane	ND	ug/kg	8.3	4.7	1	06/15/21 15:55	06/16/21 06:25	124-48-1	
1,2-Dibromoethane (EDB)	ND	ug/kg	8.3	3.6	1	06/15/21 15:55	06/16/21 06:25	106-93-4	
Dibromomethane	ND	ug/kg	8.3	1.8	1	06/15/21 15:55	06/16/21 06:25	74-95-3	
1,2-Dichlorobenzene	ND	ug/kg	8.3	3.0	1	06/15/21 15:55	06/16/21 06:25	95-50-1	
1,3-Dichlorobenzene	ND	ug/kg	8.3	2.6	1	06/15/21 15:55	06/16/21 06:25	541-73-1	
1,4-Dichlorobenzene	ND	ug/kg	8.3	2.2	1	06/15/21 15:55	06/16/21 06:25	106-46-7	
Dichlorodifluoromethane	ND	ug/kg	16.6	3.6	1	06/15/21 15:55	06/16/21 06:25	75-71-8	
1,1-Dichloroethane	ND	ug/kg	8.3	3.4	1	06/15/21 15:55	06/16/21 06:25	75-34-3	
1,2-Dichloroethane	ND	ug/kg	8.3	5.5	1	06/15/21 15:55	06/16/21 06:25	107-06-2	
1,1-Dichloroethene	ND	ug/kg	8.3	3.4	1	06/15/21 15:55	06/16/21 06:25	75-35-4	
cis-1,2-Dichloroethene	ND	ug/kg	8.3	2.8	1	06/15/21 15:55	06/16/21 06:25	156-59-2	
trans-1,2-Dichloroethene	ND	ug/kg	8.3	2.9	1	06/15/21 15:55	06/16/21 06:25	156-60-5	
1,2-Dichloropropane	ND	ug/kg	8.3	2.5	1	06/15/21 15:55	06/16/21 06:25	78-87-5	
1,3-Dichloropropane	ND	ug/kg	8.3	2.6	1	06/15/21 15:55	06/16/21 06:25	142-28-9	

REPORT OF LABORATORY ANALYSIS

This report shall not be reproduced, except in full,
without the written consent of Pace Analytical Services, LLC.

Pace Analytical Services, LLC
9800 Kincey Ave. Suite 100
Huntersville, NC 28078
(704)875-9092

ANALYTICAL RESULTS

Project: CPC Huntersville/2020-L1-2448
Pace Project No.: 92544158

Sample: AA2 (0-2') **Lab ID: 92544158003** Collected: 06/14/21 11:40 Received: 06/14/21 16:26 Matrix: Solid

Results reported on a "dry weight" basis and are adjusted for percent moisture, sample size and any dilutions.

Parameters	Results	Units	Report Limit	MDL	DF	Prepared	Analyzed	CAS No.	Qual
8260D/5035A/5030B Volatiles	Analytical Method: EPA 8260D Preparation Method: EPA 5035A/5030B Pace Analytical Services - Charlotte								
2,2-Dichloropropane	ND	ug/kg	8.3	2.7	1	06/15/21 15:55	06/16/21 06:25	594-20-7	
1,1-Dichloropropene	ND	ug/kg	8.3	4.0	1	06/15/21 15:55	06/16/21 06:25	563-58-6	
cis-1,3-Dichloropropene	ND	ug/kg	8.3	2.3	1	06/15/21 15:55	06/16/21 06:25	10061-01-5	
trans-1,3-Dichloropropene	ND	ug/kg	8.3	2.8	1	06/15/21 15:55	06/16/21 06:25	10061-02-6	
Diisopropyl ether	ND	ug/kg	8.3	2.2	1	06/15/21 15:55	06/16/21 06:25	108-20-3	
Ethylbenzene	ND	ug/kg	8.3	3.9	1	06/15/21 15:55	06/16/21 06:25	100-41-4	
Hexachloro-1,3-butadiene	ND	ug/kg	16.6	13.5	1	06/15/21 15:55	06/16/21 06:25	87-68-3	
2-Hexanone	ND	ug/kg	82.8	8.0	1	06/15/21 15:55	06/16/21 06:25	591-78-6	
Isopropylbenzene (Cumene)	ND	ug/kg	8.3	2.8	1	06/15/21 15:55	06/16/21 06:25	98-82-8	
p-Isopropyltoluene	ND	ug/kg	8.3	4.1	1	06/15/21 15:55	06/16/21 06:25	99-87-6	
Methylene Chloride	ND	ug/kg	33.1	22.7	1	06/15/21 15:55	06/16/21 06:25	75-09-2	
4-Methyl-2-pentanone (MIBK)	ND	ug/kg	82.8	8.0	1	06/15/21 15:55	06/16/21 06:25	108-10-1	
Methyl-tert-butyl ether	ND	ug/kg	8.3	3.1	1	06/15/21 15:55	06/16/21 06:25	1634-04-4	
Naphthalene	ND	ug/kg	8.3	4.4	1	06/15/21 15:55	06/16/21 06:25	91-20-3	
n-Propylbenzene	ND	ug/kg	8.3	2.9	1	06/15/21 15:55	06/16/21 06:25	103-65-1	
Styrene	ND	ug/kg	8.3	2.2	1	06/15/21 15:55	06/16/21 06:25	100-42-5	
1,1,1,2-Tetrachloroethane	ND	ug/kg	8.3	3.2	1	06/15/21 15:55	06/16/21 06:25	630-20-6	
1,1,2,2-Tetrachloroethane	ND	ug/kg	8.3	2.2	1	06/15/21 15:55	06/16/21 06:25	79-34-5	
Tetrachloroethene	ND	ug/kg	8.3	2.6	1	06/15/21 15:55	06/16/21 06:25	127-18-4	
Toluene	**10.1**	ug/kg	8.3	2.4	1	06/15/21 15:55	06/16/21 06:25	108-88-3	C7
1,2,3-Trichlorobenzene	ND	ug/kg	8.3	6.7	1	06/15/21 15:55	06/16/21 06:25	87-61-6	
1,2,4-Trichlorobenzene	ND	ug/kg	8.3	7.0	1	06/15/21 15:55	06/16/21 06:25	120-82-1	
1,1,1-Trichloroethane	ND	ug/kg	8.3	4.3	1	06/15/21 15:55	06/16/21 06:25	71-55-6	
1,1,2-Trichloroethane	ND	ug/kg	8.3	2.7	1	06/15/21 15:55	06/16/21 06:25	79-00-5	
Trichloroethene	ND	ug/kg	8.3	2.1	1	06/15/21 15:55	06/16/21 06:25	79-01-6	
Trichlorofluoromethane	ND	ug/kg	8.3	4.6	1	06/15/21 15:55	06/16/21 06:25	75-69-4	
1,2,3-Trichloropropane	ND	ug/kg	8.3	4.2	1	06/15/21 15:55	06/16/21 06:25	96-18-4	
1,2,4-Trimethylbenzene	ND	ug/kg	8.3	2.3	1	06/15/21 15:55	06/16/21 06:25	95-63-6	
1,3,5-Trimethylbenzene	ND	ug/kg	8.3	2.8	1	06/15/21 15:55	06/16/21 06:25	108-67-8	
Vinyl acetate	ND	ug/kg	82.8	6.0	1	06/15/21 15:55	06/16/21 06:25	108-05-4	
Vinyl chloride	ND	ug/kg	16.6	4.2	1	06/15/21 15:55	06/16/21 06:25	75-01-4	
Xylene (Total)	ND	ug/kg	16.6	4.7	1	06/15/21 15:55	06/16/21 06:25	1330-20-7	
m&p-Xylene	ND	ug/kg	16.6	5.7	1	06/15/21 15:55	06/16/21 06:25	179601-23-1	
o-Xylene	ND	ug/kg	8.3	3.7	1	06/15/21 15:55	06/16/21 06:25	95-47-6	
Surrogates									
Toluene-d8 (S)	101	%	70-130		1	06/15/21 15:55	06/16/21 06:25	2037-26-5	
4-Bromofluorobenzene (S)	100	%	69-134		1	06/15/21 15:55	06/16/21 06:25	460-00-4	
1,2-Dichloroethane-d4 (S)	113	%	70-130		1	06/15/21 15:55	06/16/21 06:25	17060-07-0	
Percent Moisture	Analytical Method: SW-846 Pace Analytical Services - Charlotte								
Percent Moisture	**23.1**	%	0.10	0.10	1		06/14/21 17:22		N2

REPORT OF LABORATORY ANALYSIS

This report shall not be reproduced, except in full,
without the written consent of Pace Analytical Services, LLC.

Pace Analytical Services, LLC
9800 Kincey Ave. Suite 100
Huntersville, NC 28078
(704)875-9092

ANALYTICAL RESULTS

Project: CPC Huntersville/2020-L1-2448
Pace Project No.: 92544158

Sample: AA2 (16-18') **Lab ID: 92544158004** Collected: 06/14/21 11:50 Received: 06/14/21 16:26 Matrix: Solid

Results reported on a "dry weight" basis and are adjusted for percent moisture, sample size and any dilutions.

Parameters	Results	Units	Report Limit	MDL	DF	Prepared	Analyzed	CAS No.	Qual
VPH NC Soil	Analytical Method: MADEP VPH Preparation Method: MADEP VPH Pace Analytical Services - Charlotte								
Total VPH (C5-C12)	**5.7**	mg/kg	4.4	4.4	1	06/17/21 13:25	06/17/21 19:18		N2
Aliphatic (C05-C08)	ND	mg/kg	4.4	4.4	1	06/17/21 13:25	06/17/21 19:18		N2
Aliphatic (C09-C12)	ND	mg/kg	4.4	4.4	1	06/17/21 13:25	06/17/21 19:18		N2
Aliphatic(C09-C12) Adjusted	ND	mg/kg	4.4	4.4	1	06/17/21 13:25	06/17/21 19:18		N2
Aromatic (C09-C10)	ND	mg/kg	4.4	4.4	1	06/17/21 13:25	06/17/21 19:18		N2
Surrogates									
4-Bromofluorobenzene (FID) (S)	112	%	70-130		1	06/17/21 13:25	06/17/21 19:18	460-00-4	
4-Bromofluorobenzene (PID) (S)	108	%	70-130		1	06/17/21 13:25	06/17/21 19:18	460-00-4	
8260D/5035A/5030B Volatiles	Analytical Method: EPA 8260D Preparation Method: EPA 5035A/5030B Pace Analytical Services - Charlotte								
Acetone	ND	ug/kg	164	52.7	1	06/15/21 15:55	06/16/21 06:43	67-64-1	
Benzene	**5.3J**	ug/kg	8.2	3.3	1	06/15/21 15:55	06/16/21 06:43	71-43-2	
Bromobenzene	ND	ug/kg	8.2	2.7	1	06/15/21 15:55	06/16/21 06:43	108-86-1	
Bromochloromethane	ND	ug/kg	8.2	2.4	1	06/15/21 15:55	06/16/21 06:43	74-97-5	
Bromodichloromethane	ND	ug/kg	8.2	3.2	1	06/15/21 15:55	06/16/21 06:43	75-27-4	
Bromoform	ND	ug/kg	8.2	2.9	1	06/15/21 15:55	06/16/21 06:43	75-25-2	
Bromomethane	ND	ug/kg	16.4	13.0	1	06/15/21 15:55	06/16/21 06:43	74-83-9	IK
2-Butanone (MEK)	ND	ug/kg	164	39.4	1	06/15/21 15:55	06/16/21 06:43	78-93-3	
n-Butylbenzene	ND	ug/kg	8.2	3.9	1	06/15/21 15:55	06/16/21 06:43	104-51-8	
sec-Butylbenzene	ND	ug/kg	8.2	3.6	1	06/15/21 15:55	06/16/21 06:43	135-98-8	
tert-Butylbenzene	ND	ug/kg	8.2	2.9	1	06/15/21 15:55	06/16/21 06:43	98-06-6	
Carbon tetrachloride	ND	ug/kg	8.2	3.1	1	06/15/21 15:55	06/16/21 06:43	56-23-5	
Chlorobenzene	ND	ug/kg	8.2	1.6	1	06/15/21 15:55	06/16/21 06:43	108-90-7	
Chloroethane	ND	ug/kg	16.4	6.3	1	06/15/21 15:55	06/16/21 06:43	75-00-3	
Chloroform	ND	ug/kg	8.2	5.0	1	06/15/21 15:55	06/16/21 06:43	67-66-3	
Chloromethane	ND	ug/kg	16.4	6.9	1	06/15/21 15:55	06/16/21 06:43	74-87-3	
2-Chlorotoluene	ND	ug/kg	8.2	2.9	1	06/15/21 15:55	06/16/21 06:43	95-49-8	
4-Chlorotoluene	ND	ug/kg	8.2	1.5	1	06/15/21 15:55	06/16/21 06:43	106-43-4	
1,2-Dibromo-3-chloropropane	ND	ug/kg	8.2	3.2	1	06/15/21 15:55	06/16/21 06:43	96-12-8	
Dibromochloromethane	ND	ug/kg	8.2	4.6	1	06/15/21 15:55	06/16/21 06:43	124-48-1	
1,2-Dibromoethane (EDB)	ND	ug/kg	8.2	3.6	1	06/15/21 15:55	06/16/21 06:43	106-93-4	
Dibromomethane	ND	ug/kg	8.2	1.8	1	06/15/21 15:55	06/16/21 06:43	74-95-3	
1,2-Dichlorobenzene	ND	ug/kg	8.2	3.0	1	06/15/21 15:55	06/16/21 06:43	95-50-1	
1,3-Dichlorobenzene	ND	ug/kg	8.2	2.5	1	06/15/21 15:55	06/16/21 06:43	541-73-1	
1,4-Dichlorobenzene	ND	ug/kg	8.2	2.1	1	06/15/21 15:55	06/16/21 06:43	106-46-7	
Dichlorodifluoromethane	ND	ug/kg	16.4	3.6	1	06/15/21 15:55	06/16/21 06:43	75-71-8	
1,1-Dichloroethane	ND	ug/kg	8.2	3.4	1	06/15/21 15:55	06/16/21 06:43	75-34-3	
1,2-Dichloroethane	ND	ug/kg	8.2	5.4	1	06/15/21 15:55	06/16/21 06:43	107-06-2	
1,1-Dichloroethene	ND	ug/kg	8.2	3.4	1	06/15/21 15:55	06/16/21 06:43	75-35-4	
cis-1,2-Dichloroethene	ND	ug/kg	8.2	2.8	1	06/15/21 15:55	06/16/21 06:43	156-59-2	
trans-1,2-Dichloroethene	ND	ug/kg	8.2	2.9	1	06/15/21 15:55	06/16/21 06:43	156-60-5	
1,2-Dichloropropane	ND	ug/kg	8.2	2.5	1	06/15/21 15:55	06/16/21 06:43	78-87-5	
1,3-Dichloropropane	ND	ug/kg	8.2	2.6	1	06/15/21 15:55	06/16/21 06:43	142-28-9	

REPORT OF LABORATORY ANALYSIS

This report shall not be reproduced, except in full,
without the written consent of Pace Analytical Services, LLC.

Pace Analytical Services, LLC
9800 Kincey Ave. Suite 100
Huntersville, NC 28078
(704)875-9092

ANALYTICAL RESULTS

Project: CPC Huntersville/2020-L1-2448
Pace Project No.: 92544158

Sample: AA2 (16-18') **Lab ID: 92544158004** Collected: 06/14/21 11:50 Received: 06/14/21 16:26 Matrix: Solid

Results reported on a "dry weight" basis and are adjusted for percent moisture, sample size and any dilutions.

Parameters	Results	Units	Report Limit	MDL	DF	Prepared	Analyzed	CAS No.	Qual
8260D/5035A/5030B Volatiles	Analytical Method: EPA 8260D Preparation Method: EPA 5035A/5030B Pace Analytical Services - Charlotte								
2,2-Dichloropropane	ND	ug/kg	8.2	2.7	1	06/15/21 15:55	06/16/21 06:43	594-20-7	
1,1-Dichloropropene	ND	ug/kg	8.2	3.9	1	06/15/21 15:55	06/16/21 06:43	563-58-6	
cis-1,3-Dichloropropene	ND	ug/kg	8.2	2.2	1	06/15/21 15:55	06/16/21 06:43	10061-01-5	
trans-1,3-Dichloropropene	ND	ug/kg	8.2	2.8	1	06/15/21 15:55	06/16/21 06:43	10061-02-6	
Diisopropyl ether	ND	ug/kg	8.2	2.2	1	06/15/21 15:55	06/16/21 06:43	108-20-3	
Ethylbenzene	ND	ug/kg	8.2	3.8	1	06/15/21 15:55	06/16/21 06:43	100-41-4	
Hexachloro-1,3-butadiene	ND	ug/kg	16.4	13.4	1	06/15/21 15:55	06/16/21 06:43	87-68-3	
2-Hexanone	ND	ug/kg	82.1	7.9	1	06/15/21 15:55	06/16/21 06:43	591-78-6	
Isopropylbenzene (Cumene)	ND	ug/kg	8.2	2.8	1	06/15/21 15:55	06/16/21 06:43	98-82-8	
p-Isopropyltoluene	ND	ug/kg	8.2	4.0	1	06/15/21 15:55	06/16/21 06:43	99-87-6	
Methylene Chloride	ND	ug/kg	32.9	22.5	1	06/15/21 15:55	06/16/21 06:43	75-09-2	
4-Methyl-2-pentanone (MIBK)	ND	ug/kg	82.1	7.9	1	06/15/21 15:55	06/16/21 06:43	108-10-1	
Methyl-tert-butyl ether	ND	ug/kg	8.2	3.1	1	06/15/21 15:55	06/16/21 06:43	1634-04-4	
Naphthalene	ND	ug/kg	8.2	4.3	1	06/15/21 15:55	06/16/21 06:43	91-20-3	
n-Propylbenzene	ND	ug/kg	8.2	2.9	1	06/15/21 15:55	06/16/21 06:43	103-65-1	
Styrene	ND	ug/kg	8.2	2.2	1	06/15/21 15:55	06/16/21 06:43	100-42-5	
1,1,1,2-Tetrachloroethane	ND	ug/kg	8.2	3.2	1	06/15/21 15:55	06/16/21 06:43	630-20-6	
1,1,2,2-Tetrachloroethane	ND	ug/kg	8.2	2.2	1	06/15/21 15:55	06/16/21 06:43	79-34-5	
Tetrachloroethene	ND	ug/kg	8.2	2.6	1	06/15/21 15:55	06/16/21 06:43	127-18-4	
Toluene	**43.5**	ug/kg	8.2	2.3	1	06/15/21 15:55	06/16/21 06:43	108-88-3	
1,2,3-Trichlorobenzene	ND	ug/kg	8.2	6.6	1	06/15/21 15:55	06/16/21 06:43	87-61-6	
1,2,4-Trichlorobenzene	ND	ug/kg	8.2	6.9	1	06/15/21 15:55	06/16/21 06:43	120-82-1	
1,1,1-Trichloroethane	ND	ug/kg	8.2	4.3	1	06/15/21 15:55	06/16/21 06:43	71-55-6	
1,1,2-Trichloroethane	ND	ug/kg	8.2	2.7	1	06/15/21 15:55	06/16/21 06:43	79-00-5	
Trichloroethene	ND	ug/kg	8.2	2.1	1	06/15/21 15:55	06/16/21 06:43	79-01-6	
Trichlorofluoromethane	ND	ug/kg	8.2	4.5	1	06/15/21 15:55	06/16/21 06:43	75-69-4	
1,2,3-Trichloropropane	ND	ug/kg	8.2	4.2	1	06/15/21 15:55	06/16/21 06:43	96-18-4	
1,2,4-Trimethylbenzene	**8.4**	ug/kg	8.2	2.3	1	06/15/21 15:55	06/16/21 06:43	95-63-6	
1,3,5-Trimethylbenzene	ND	ug/kg	8.2	2.8	1	06/15/21 15:55	06/16/21 06:43	108-67-8	
Vinyl acetate	ND	ug/kg	82.1	6.0	1	06/15/21 15:55	06/16/21 06:43	108-05-4	
Vinyl chloride	ND	ug/kg	16.4	4.2	1	06/15/21 15:55	06/16/21 06:43	75-01-4	
Xylene (Total)	**33.8**	ug/kg	16.4	4.7	1	06/15/21 15:55	06/16/21 06:43	1330-20-7	
m&p-Xylene	**26.5**	ug/kg	16.4	5.6	1	06/15/21 15:55	06/16/21 06:43	179601-23-1	
o-Xylene	**7.3J**	ug/kg	8.2	3.6	1	06/15/21 15:55	06/16/21 06:43	95-47-6	
Surrogates									
Toluene-d8 (S)	102	%	70-130		1	06/15/21 15:55	06/16/21 06:43	2037-26-5	
4-Bromofluorobenzene (S)	100	%	69-134		1	06/15/21 15:55	06/16/21 06:43	460-00-4	
1,2-Dichloroethane-d4 (S)	111	%	70-130		1	06/15/21 15:55	06/16/21 06:43	17060-07-0	
Percent Moisture	Analytical Method: SW-846 Pace Analytical Services - Charlotte								
Percent Moisture	**26.9**	%	0.10	0.10	1		06/14/21 17:22		N2

REPORT OF LABORATORY ANALYSIS

This report shall not be reproduced, except in full,
without the written consent of Pace Analytical Services, LLC.

Pace Analytical Services, LLC
9800 Kincey Ave. Suite 100
Huntersville, NC 28078
(704)875-9092

ANALYTICAL RESULTS

Project: CPC Huntersville/2020-L1-2448
Pace Project No.: 92544158

Sample: AB2 (0-2') **Lab ID: 92544158005** Collected: 06/14/21 14:05 Received: 06/14/21 16:26 Matrix: Solid

Results reported on a "dry weight" basis and are adjusted for percent moisture, sample size and any dilutions.

Parameters	Results	Units	Report Limit	MDL	DF	Prepared	Analyzed	CAS No.	Qual
VPH NC Soil	Analytical Method: MADEP VPH Preparation Method: MADEP VPH Pace Analytical Services - Charlotte								
Total VPH (C5-C12)	**4.1**	mg/kg	3.9	3.9	1	06/17/21 13:25	06/17/21 19:46		N2
Aliphatic (C05-C08)	ND	mg/kg	3.9	3.9	1	06/17/21 13:25	06/17/21 19:46		N2
Aliphatic (C09-C12)	ND	mg/kg	3.9	3.9	1	06/17/21 13:25	06/17/21 19:46		N2
Aliphatic(C09-C12) Adjusted	ND	mg/kg	3.9	3.9	1	06/17/21 13:25	06/17/21 19:46		N2
Aromatic (C09-C10)	ND	mg/kg	3.9	3.9	1	06/17/21 13:25	06/17/21 19:46		N2
Surrogates									
4-Bromofluorobenzene (FID) (S)	111	%	70-130		1	06/17/21 13:25	06/17/21 19:46	460-00-4	
4-Bromofluorobenzene (PID) (S)	108	%	70-130		1	06/17/21 13:25	06/17/21 19:46	460-00-4	
8260D/5035A/5030B Volatiles	Analytical Method: EPA 8260D Preparation Method: EPA 5035A/5030B Pace Analytical Services - Charlotte								
Acetone	ND	ug/kg	157	50.3	1	06/15/21 15:55	06/16/21 07:01	67-64-1	
Benzene	**36.2**	ug/kg	7.8	3.1	1	06/15/21 15:55	06/16/21 07:01	71-43-2	
Bromobenzene	ND	ug/kg	7.8	2.6	1	06/15/21 15:55	06/16/21 07:01	108-86-1	
Bromochloromethane	ND	ug/kg	7.8	2.3	1	06/15/21 15:55	06/16/21 07:01	74-97-5	
Bromodichloromethane	ND	ug/kg	7.8	3.0	1	06/15/21 15:55	06/16/21 07:01	75-27-4	
Bromoform	ND	ug/kg	7.8	2.8	1	06/15/21 15:55	06/16/21 07:01	75-25-2	
Bromomethane	ND	ug/kg	15.7	12.4	1	06/15/21 15:55	06/16/21 07:01	74-83-9	IK
2-Butanone (MEK)	ND	ug/kg	157	37.6	1	06/15/21 15:55	06/16/21 07:01	78-93-3	
n-Butylbenzene	ND	ug/kg	7.8	3.7	1	06/15/21 15:55	06/16/21 07:01	104-51-8	
sec-Butylbenzene	ND	ug/kg	7.8	3.4	1	06/15/21 15:55	06/16/21 07:01	135-98-8	
tert-Butylbenzene	ND	ug/kg	7.8	2.8	1	06/15/21 15:55	06/16/21 07:01	98-06-6	
Carbon tetrachloride	ND	ug/kg	7.8	2.9	1	06/15/21 15:55	06/16/21 07:01	56-23-5	
Chlorobenzene	ND	ug/kg	7.8	1.5	1	06/15/21 15:55	06/16/21 07:01	108-90-7	
Chloroethane	ND	ug/kg	15.7	6.0	1	06/15/21 15:55	06/16/21 07:01	75-00-3	
Chloroform	ND	ug/kg	7.8	4.8	1	06/15/21 15:55	06/16/21 07:01	67-66-3	
Chloromethane	ND	ug/kg	15.7	6.6	1	06/15/21 15:55	06/16/21 07:01	74-87-3	
2-Chlorotoluene	ND	ug/kg	7.8	2.8	1	06/15/21 15:55	06/16/21 07:01	95-49-8	
4-Chlorotoluene	ND	ug/kg	7.8	1.4	1	06/15/21 15:55	06/16/21 07:01	106-43-4	
1,2-Dibromo-3-chloropropane	ND	ug/kg	7.8	3.0	1	06/15/21 15:55	06/16/21 07:01	96-12-8	
Dibromochloromethane	ND	ug/kg	7.8	4.4	1	06/15/21 15:55	06/16/21 07:01	124-48-1	
1,2-Dibromoethane (EDB)	ND	ug/kg	7.8	3.4	1	06/15/21 15:55	06/16/21 07:01	106-93-4	
Dibromomethane	ND	ug/kg	7.8	1.7	1	06/15/21 15:55	06/16/21 07:01	74-95-3	
1,2-Dichlorobenzene	ND	ug/kg	7.8	2.8	1	06/15/21 15:55	06/16/21 07:01	95-50-1	
1,3-Dichlorobenzene	ND	ug/kg	7.8	2.4	1	06/15/21 15:55	06/16/21 07:01	541-73-1	
1,4-Dichlorobenzene	ND	ug/kg	7.8	2.0	1	06/15/21 15:55	06/16/21 07:01	106-46-7	
Dichlorodifluoromethane	ND	ug/kg	15.7	3.4	1	06/15/21 15:55	06/16/21 07:01	75-71-8	
1,1-Dichloroethane	ND	ug/kg	7.8	3.2	1	06/15/21 15:55	06/16/21 07:01	75-34-3	
1,2-Dichloroethane	ND	ug/kg	7.8	5.2	1	06/15/21 15:55	06/16/21 07:01	107-06-2	
1,1-Dichloroethene	ND	ug/kg	7.8	3.2	1	06/15/21 15:55	06/16/21 07:01	75-35-4	
cis-1,2-Dichloroethene	ND	ug/kg	7.8	2.7	1	06/15/21 15:55	06/16/21 07:01	156-59-2	
trans-1,2-Dichloroethene	ND	ug/kg	7.8	2.7	1	06/15/21 15:55	06/16/21 07:01	156-60-5	
1,2-Dichloropropane	ND	ug/kg	7.8	2.4	1	06/15/21 15:55	06/16/21 07:01	78-87-5	
1,3-Dichloropropane	ND	ug/kg	7.8	2.4	1	06/15/21 15:55	06/16/21 07:01	142-28-9	

REPORT OF LABORATORY ANALYSIS

This report shall not be reproduced, except in full,
without the written consent of Pace Analytical Services, LLC.

Pace Analytical Services, LLC
9800 Kincey Ave. Suite 100
Huntersville, NC 28078
(704)875-9092

ANALYTICAL RESULTS

Project: CPC Huntersville/2020-L1-2448
Pace Project No.: 92544158

Sample: AB2 (0-2') **Lab ID: 92544158005** Collected: 06/14/21 14:05 Received: 06/14/21 16:26 Matrix: Solid

Results reported on a "dry weight" basis and are adjusted for percent moisture, sample size and any dilutions.

Parameters	Results	Units	Report Limit	MDL	DF	Prepared	Analyzed	CAS No.	Qual
8260D/5035A/5030B Volatiles	Analytical Method: EPA 8260D Preparation Method: EPA 5035A/5030B Pace Analytical Services - Charlotte								
2,2-Dichloropropane	ND	ug/kg	7.8	2.6	1	06/15/21 15:55	06/16/21 07:01	594-20-7	
1,1-Dichloropropene	ND	ug/kg	7.8	3.8	1	06/15/21 15:55	06/16/21 07:01	563-58-6	
cis-1,3-Dichloropropene	ND	ug/kg	7.8	2.1	1	06/15/21 15:55	06/16/21 07:01	10061-01-5	
trans-1,3-Dichloropropene	ND	ug/kg	7.8	2.7	1	06/15/21 15:55	06/16/21 07:01	10061-02-6	
Diisopropyl ether	ND	ug/kg	7.8	2.1	1	06/15/21 15:55	06/16/21 07:01	108-20-3	
Ethylbenzene	**21.8**	ug/kg	7.8	3.7	1	06/15/21 15:55	06/16/21 07:01	100-41-4	
Hexachloro-1,3-butadiene	ND	ug/kg	15.7	12.8	1	06/15/21 15:55	06/16/21 07:01	87-68-3	
2-Hexanone	ND	ug/kg	78.3	7.6	1	06/15/21 15:55	06/16/21 07:01	591-78-6	
Isopropylbenzene (Cumene)	ND	ug/kg	7.8	2.7	1	06/15/21 15:55	06/16/21 07:01	98-82-8	
p-Isopropyltoluene	ND	ug/kg	7.8	3.9	1	06/15/21 15:55	06/16/21 07:01	99-87-6	
Methylene Chloride	ND	ug/kg	31.3	21.5	1	06/15/21 15:55	06/16/21 07:01	75-09-2	
4-Methyl-2-pentanone (MIBK)	ND	ug/kg	78.3	7.6	1	06/15/21 15:55	06/16/21 07:01	108-10-1	
Methyl-tert-butyl ether	ND	ug/kg	7.8	2.9	1	06/15/21 15:55	06/16/21 07:01	1634-04-4	
Naphthalene	ND	ug/kg	7.8	4.1	1	06/15/21 15:55	06/16/21 07:01	91-20-3	
n-Propylbenzene	ND	ug/kg	7.8	2.8	1	06/15/21 15:55	06/16/21 07:01	103-65-1	
Styrene	ND	ug/kg	7.8	2.1	1	06/15/21 15:55	06/16/21 07:01	100-42-5	
1,1,1,2-Tetrachloroethane	ND	ug/kg	7.8	3.0	1	06/15/21 15:55	06/16/21 07:01	630-20-6	
1,1,2,2-Tetrachloroethane	ND	ug/kg	7.8	2.1	1	06/15/21 15:55	06/16/21 07:01	79-34-5	
Tetrachloroethene	ND	ug/kg	7.8	2.5	1	06/15/21 15:55	06/16/21 07:01	127-18-4	
Toluene	**199**	ug/kg	7.8	2.2	1	06/15/21 15:55	06/16/21 07:01	108-88-3	
1,2,3-Trichlorobenzene	ND	ug/kg	7.8	6.3	1	06/15/21 15:55	06/16/21 07:01	87-61-6	
1,2,4-Trichlorobenzene	ND	ug/kg	7.8	6.6	1	06/15/21 15:55	06/16/21 07:01	120-82-1	
1,1,1-Trichloroethane	ND	ug/kg	7.8	4.1	1	06/15/21 15:55	06/16/21 07:01	71-55-6	
1,1,2-Trichloroethane	ND	ug/kg	7.8	2.6	1	06/15/21 15:55	06/16/21 07:01	79-00-5	
Trichloroethene	ND	ug/kg	7.8	2.0	1	06/15/21 15:55	06/16/21 07:01	79-01-6	
Trichlorofluoromethane	ND	ug/kg	7.8	4.3	1	06/15/21 15:55	06/16/21 07:01	75-69-4	
1,2,3-Trichloropropane	ND	ug/kg	7.8	4.0	1	06/15/21 15:55	06/16/21 07:01	96-18-4	
1,2,4-Trimethylbenzene	**13.7**	ug/kg	7.8	2.1	1	06/15/21 15:55	06/16/21 07:01	95-63-6	
1,3,5-Trimethylbenzene	ND	ug/kg	7.8	2.6	1	06/15/21 15:55	06/16/21 07:01	108-67-8	
Vinyl acetate	ND	ug/kg	78.3	5.7	1	06/15/21 15:55	06/16/21 07:01	108-05-4	
Vinyl chloride	ND	ug/kg	15.7	4.0	1	06/15/21 15:55	06/16/21 07:01	75-01-4	
Xylene (Total)	**113**	ug/kg	15.7	4.5	1	06/15/21 15:55	06/16/21 07:01	1330-20-7	
m&p-Xylene	**82.6**	ug/kg	15.7	5.4	1	06/15/21 15:55	06/16/21 07:01	179601-23-1	
o-Xylene	**30.0**	ug/kg	7.8	3.5	1	06/15/21 15:55	06/16/21 07:01	95-47-6	
Surrogates									
Toluene-d8 (S)	101	%	70-130		1	06/15/21 15:55	06/16/21 07:01	2037-26-5	
4-Bromofluorobenzene (S)	102	%	69-134		1	06/15/21 15:55	06/16/21 07:01	460-00-4	
1,2-Dichloroethane-d4 (S)	111	%	70-130		1	06/15/21 15:55	06/16/21 07:01	17060-07-0	
Percent Moisture	Analytical Method: SW-846 Pace Analytical Services - Charlotte								
Percent Moisture	**23.6**	%	0.10	0.10	1		06/14/21 17:22		N2

REPORT OF LABORATORY ANALYSIS

This report shall not be reproduced, except in full,
without the written consent of Pace Analytical Services, LLC.

Pace Analytical Services, LLC
9800 Kincey Ave. Suite 100
Huntersville, NC 28078
(704)875-9092

ANALYTICAL RESULTS

Project: CPC Huntersville/2020-L1-2448
Pace Project No.: 92544158

Sample: AB2 (20-22') **Lab ID: 92544158006** Collected: 06/14/21 14:15 Received: 06/14/21 16:26 Matrix: Solid

Results reported on a "dry weight" basis and are adjusted for percent moisture, sample size and any dilutions.

Parameters	Results	Units	Report Limit	MDL	DF	Prepared	Analyzed	CAS No.	Qual
VPH NC Soil	Analytical Method: MADEP VPH Preparation Method: MADEP VPH Pace Analytical Services - Charlotte								
Total VPH (C5-C12)	**17900**	mg/kg	89.7	89.7	25	06/18/21 13:04	06/24/21 03:03		N2
Aliphatic (C05-C08)	**13100**	mg/kg	89.7	89.7	25	06/18/21 13:04	06/24/21 03:03		N2
Aliphatic (C09-C12)	**4760**	mg/kg	89.7	89.7	25	06/18/21 13:04	06/24/21 03:03		N2
Aliphatic(C09-C12) Adjusted	**3210**	mg/kg	89.7	89.7	25	06/18/21 13:04	06/24/21 03:03		N2
Aromatic (C09-C10)	**1560**	mg/kg	89.7	89.7	25	06/18/21 13:04	06/24/21 03:03		N2
Surrogates									
4-Bromofluorobenzene (FID) (S)	106	%	70-130		25	06/18/21 13:04	06/24/21 03:03	460-00-4	
4-Bromofluorobenzene (PID) (S)	93	%	70-130		25	06/18/21 13:04	06/24/21 03:03	460-00-4	
8260D/5035A/5030B Volatiles	Analytical Method: EPA 8260D Preparation Method: EPA 5035A/5030B Pace Analytical Services - Charlotte								
Acetone	ND	ug/kg	20100	6470	125	06/16/21 13:44	06/16/21 20:14	67-64-1	
Benzene	**97000**	ug/kg	1010	401	125	06/16/21 13:44	06/16/21 20:14	71-43-2	
Bromobenzene	ND	ug/kg	1010	328	125	06/16/21 13:44	06/16/21 20:14	108-86-1	
Bromochloromethane	ND	ug/kg	1010	298	125	06/16/21 13:44	06/16/21 20:14	74-97-5	
Bromodichloromethane	ND	ug/kg	1010	389	125	06/16/21 13:44	06/16/21 20:14	75-27-4	
Bromoform	ND	ug/kg	1010	355	125	06/16/21 13:44	06/16/21 20:14	75-25-2	
Bromomethane	ND	ug/kg	2010	1590	125	06/16/21 13:44	06/16/21 20:14	74-83-9	IK,L1
2-Butanone (MEK)	ND	ug/kg	20100	4840	125	06/16/21 13:44	06/16/21 20:14	78-93-3	
n-Butylbenzene	ND	ug/kg	1010	475	125	06/16/21 13:44	06/16/21 20:14	104-51-8	
sec-Butylbenzene	ND	ug/kg	1010	443	125	06/16/21 13:44	06/16/21 20:14	135-98-8	
tert-Butylbenzene	ND	ug/kg	1010	359	125	06/16/21 13:44	06/16/21 20:14	98-06-6	
Carbon tetrachloride	ND	ug/kg	1010	377	125	06/16/21 13:44	06/16/21 20:14	56-23-5	
Chlorobenzene	ND	ug/kg	1010	193	125	06/16/21 13:44	06/16/21 20:14	108-90-7	
Chloroethane	ND	ug/kg	2010	778	125	06/16/21 13:44	06/16/21 20:14	75-00-3	
Chloroform	ND	ug/kg	1010	612	125	06/16/21 13:44	06/16/21 20:14	67-66-3	
Chloromethane	ND	ug/kg	2010	846	125	06/16/21 13:44	06/16/21 20:14	74-87-3	
2-Chlorotoluene	ND	ug/kg	1010	357	125	06/16/21 13:44	06/16/21 20:14	95-49-8	
4-Chlorotoluene	ND	ug/kg	1010	178	125	06/16/21 13:44	06/16/21 20:14	106-43-4	
1,2-Dibromo-3-chloropropane	ND	ug/kg	1010	391	125	06/16/21 13:44	06/16/21 20:14	96-12-8	
Dibromochloromethane	ND	ug/kg	1010	566	125	06/16/21 13:44	06/16/21 20:14	124-48-1	
1,2-Dibromoethane (EDB)	ND	ug/kg	1010	443	125	06/16/21 13:44	06/16/21 20:14	106-93-4	
Dibromomethane	ND	ug/kg	1010	216	125	06/16/21 13:44	06/16/21 20:14	74-95-3	
1,2-Dichlorobenzene	ND	ug/kg	1010	363	125	06/16/21 13:44	06/16/21 20:14	95-50-1	
1,3-Dichlorobenzene	ND	ug/kg	1010	312	125	06/16/21 13:44	06/16/21 20:14	541-73-1	
1,4-Dichlorobenzene	ND	ug/kg	1010	262	125	06/16/21 13:44	06/16/21 20:14	106-46-7	
Dichlorodifluoromethane	ND	ug/kg	2010	437	125	06/16/21 13:44	06/16/21 20:14	75-71-8	v2
1,1-Dichloroethane	ND	ug/kg	1010	415	125	06/16/21 13:44	06/16/21 20:14	75-34-3	
1,2-Dichloroethane	ND	ug/kg	1010	667	125	06/16/21 13:44	06/16/21 20:14	107-06-2	
1,1-Dichloroethene	ND	ug/kg	1010	415	125	06/16/21 13:44	06/16/21 20:14	75-35-4	
cis-1,2-Dichloroethene	ND	ug/kg	1010	345	125	06/16/21 13:44	06/16/21 20:14	156-59-2	
trans-1,2-Dichloroethene	ND	ug/kg	1010	353	125	06/16/21 13:44	06/16/21 20:14	156-60-5	
1,2-Dichloropropane	ND	ug/kg	1010	302	125	06/16/21 13:44	06/16/21 20:14	78-87-5	
1,3-Dichloropropane	ND	ug/kg	1010	314	125	06/16/21 13:44	06/16/21 20:14	142-28-9	

REPORT OF LABORATORY ANALYSIS

This report shall not be reproduced, except in full,
without the written consent of Pace Analytical Services, LLC.

Pace Analytical Services, LLC
9800 Kincey Ave. Suite 100
Huntersville, NC 28078
(704)875-9092

ANALYTICAL RESULTS

Project: CPC Huntersville/2020-L1-2448
Pace Project No.: 92544158

Sample: AB2 (20-22') **Lab ID: 92544158006** Collected: 06/14/21 14:15 Received: 06/14/21 16:26 Matrix: Solid

Results reported on a "dry weight" basis and are adjusted for percent moisture, sample size and any dilutions.

Parameters	Results	Units	Report Limit	MDL	DF	Prepared	Analyzed	CAS No.	Qual
8260D/5035A/5030B Volatiles	Analytical Method: EPA 8260D Preparation Method: EPA 5035A/5030B Pace Analytical Services - Charlotte								
2,2-Dichloropropane	ND	ug/kg	1010	328	125	06/16/21 13:44	06/16/21 20:14	594-20-7	
1,1-Dichloropropene	ND	ug/kg	1010	484	125	06/16/21 13:44	06/16/21 20:14	563-58-6	
cis-1,3-Dichloropropene	ND	ug/kg	1010	274	125	06/16/21 13:44	06/16/21 20:14	10061-01-5	
trans-1,3-Dichloropropene	ND	ug/kg	1010	347	125	06/16/21 13:44	06/16/21 20:14	10061-02-6	
Diisopropyl ether	ND	ug/kg	1010	272	125	06/16/21 13:44	06/16/21 20:14	108-20-3	
Ethylbenzene	**228000**	ug/kg	1010	469	125	06/16/21 13:44	06/16/21 20:14	100-41-4	
Hexachloro-1,3-butadiene	ND	ug/kg	2010	1650	125	06/16/21 13:44	06/16/21 20:14	87-68-3	
2-Hexanone	ND	ug/kg	10100	971	125	06/16/21 13:44	06/16/21 20:14	591-78-6	
Isopropylbenzene (Cumene)	**17300**	ug/kg	1010	342	125	06/16/21 13:44	06/16/21 20:14	98-82-8	
p-Isopropyltoluene	**14600**	ug/kg	1010	496	125	06/16/21 13:44	06/16/21 20:14	99-87-6	
Methylene Chloride	ND	ug/kg	4030	2760	125	06/16/21 13:44	06/16/21 20:14	75-09-2	
4-Methyl-2-pentanone (MIBK)	ND	ug/kg	10100	971	125	06/16/21 13:44	06/16/21 20:14	108-10-1	
Methyl-tert-butyl ether	**556J**	ug/kg	1010	377	125	06/16/21 13:44	06/16/21 20:14	1634-04-4	
Naphthalene	**40900**	ug/kg	1010	530	125	06/16/21 13:44	06/16/21 20:14	91-20-3	
n-Propylbenzene	ND	ug/kg	1010	359	125	06/16/21 13:44	06/16/21 20:14	103-65-1	
Styrene	ND	ug/kg	1010	266	125	06/16/21 13:44	06/16/21 20:14	100-42-5	
1,1,1,2-Tetrachloroethane	ND	ug/kg	1010	387	125	06/16/21 13:44	06/16/21 20:14	630-20-6	
1,1,2,2-Tetrachloroethane	ND	ug/kg	1010	266	125	06/16/21 13:44	06/16/21 20:14	79-34-5	
Tetrachloroethene	ND	ug/kg	1010	318	125	06/16/21 13:44	06/16/21 20:14	127-18-4	
Toluene	**880000**	ug/kg	1010	286	125	06/16/21 13:44	06/16/21 20:14	108-88-3	
1,2,3-Trichlorobenzene	ND	ug/kg	1010	814	125	06/16/21 13:44	06/16/21 20:14	87-61-6	
1,2,4-Trichlorobenzene	ND	ug/kg	1010	846	125	06/16/21 13:44	06/16/21 20:14	120-82-1	
1,1,1-Trichloroethane	ND	ug/kg	1010	524	125	06/16/21 13:44	06/16/21 20:14	71-55-6	
1,1,2-Trichloroethane	ND	ug/kg	1010	334	125	06/16/21 13:44	06/16/21 20:14	79-00-5	
Trichloroethene	ND	ug/kg	1010	260	125	06/16/21 13:44	06/16/21 20:14	79-01-6	
Trichlorofluoromethane	ND	ug/kg	1010	554	125	06/16/21 13:44	06/16/21 20:14	75-69-4	
1,2,3-Trichloropropane	ND	ug/kg	1010	510	125	06/16/21 13:44	06/16/21 20:14	96-18-4	
1,2,4-Trimethylbenzene	**363000**	ug/kg	1010	276	125	06/16/21 13:44	06/16/21 20:14	95-63-6	
1,3,5-Trimethylbenzene	**105000**	ug/kg	1010	338	125	06/16/21 13:44	06/16/21 20:14	108-67-8	
Vinyl acetate	ND	ug/kg	10100	733	125	06/16/21 13:44	06/16/21 20:14	108-05-4	
Vinyl chloride	ND	ug/kg	2010	512	125	06/16/21 13:44	06/16/21 20:14	75-01-4	
Xylene (Total)	**1100000**	ug/kg	2010	574	125	06/16/21 13:44	06/16/21 20:14	1330-20-7	
m&p-Xylene	**797000**	ug/kg	2010	689	125	06/16/21 13:44	06/16/21 20:14	179601-23-1	
o-Xylene	**306000**	ug/kg	1010	445	125	06/16/21 13:44	06/16/21 20:14	95-47-6	
Surrogates									
Toluene-d8 (S)	101	%	70-130		125	06/16/21 13:44	06/16/21 20:14	2037-26-5	
4-Bromofluorobenzene (S)	102	%	69-134		125	06/16/21 13:44	06/16/21 20:14	460-00-4	
1,2-Dichloroethane-d4 (S)	113	%	70-130		125	06/16/21 13:44	06/16/21 20:14	17060-07-0	
Percent Moisture	Analytical Method: SW-846 Pace Analytical Services - Charlotte								
Percent Moisture	**20.8**	%	0.10	0.10	1		06/14/21 17:22		N2

REPORT OF LABORATORY ANALYSIS

This report shall not be reproduced, except in full,
without the written consent of Pace Analytical Services, LLC.

Pace Analytical Services, LLC
9800 Kincey Ave. Suite 100
Huntersville, NC 28078
(704)875-9092

ANALYTICAL RESULTS

Project: CPC Huntersville/2020-L1-2448
Pace Project No.: 92544158

Sample: AA3 (0-2') **Lab ID: 92544158007** Collected: 06/14/21 15:20 Received: 06/14/21 16:26 Matrix: Solid

Results reported on a "dry weight" basis and are adjusted for percent moisture, sample size and any dilutions.

Parameters	Results	Units	Report Limit	MDL	DF	Prepared	Analyzed	CAS No.	Qual
VPH NC Soil	Analytical Method: MADEP VPH Preparation Method: MADEP VPH Pace Analytical Services - Charlotte								
Total VPH (C5-C12)	**20.8**	mg/kg	4.0	4.0	1	06/17/21 13:25	06/17/21 20:17		N2
Aliphatic (C05-C08)	**15.1**	mg/kg	4.0	4.0	1	06/17/21 13:25	06/17/21 20:17		N2
Aliphatic (C09-C12)	**5.7**	mg/kg	4.0	4.0	1	06/17/21 13:25	06/17/21 20:17		N2
Aliphatic(C09-C12) Adjusted	**4.7**	mg/kg	4.0	4.0	1	06/17/21 13:25	06/17/21 20:17		N2
Aromatic (C09-C10)	ND	mg/kg	4.0	4.0	1	06/17/21 13:25	06/17/21 20:17		N2
Surrogates									
4-Bromofluorobenzene (FID) (S)	94	%	70-130		1	06/17/21 13:25	06/17/21 20:17	460-00-4	
4-Bromofluorobenzene (PID) (S)	93	%	70-130		1	06/17/21 13:25	06/17/21 20:17	460-00-4	
8260D/5035A/5030B Volatiles	Analytical Method: EPA 8260D Preparation Method: EPA 5035A/5030B Pace Analytical Services - Charlotte								
Acetone	ND	ug/kg	153	49.2	1	06/15/21 15:55	06/16/21 07:19	67-64-1	
Benzene	**47.1**	ug/kg	7.7	3.0	1	06/15/21 15:55	06/16/21 07:19	71-43-2	
Bromobenzene	ND	ug/kg	7.7	2.5	1	06/15/21 15:55	06/16/21 07:19	108-86-1	
Bromochloromethane	ND	ug/kg	7.7	2.3	1	06/15/21 15:55	06/16/21 07:19	74-97-5	
Bromodichloromethane	ND	ug/kg	7.7	3.0	1	06/15/21 15:55	06/16/21 07:19	75-27-4	
Bromoform	ND	ug/kg	7.7	2.7	1	06/15/21 15:55	06/16/21 07:19	75-25-2	
Bromomethane	ND	ug/kg	15.3	12.1	1	06/15/21 15:55	06/16/21 07:19	74-83-9	IK
2-Butanone (MEK)	ND	ug/kg	153	36.8	1	06/15/21 15:55	06/16/21 07:19	78-93-3	
n-Butylbenzene	ND	ug/kg	7.7	3.6	1	06/15/21 15:55	06/16/21 07:19	104-51-8	
sec-Butylbenzene	ND	ug/kg	7.7	3.4	1	06/15/21 15:55	06/16/21 07:19	135-98-8	
tert-Butylbenzene	ND	ug/kg	7.7	2.7	1	06/15/21 15:55	06/16/21 07:19	98-06-6	
Carbon tetrachloride	ND	ug/kg	7.7	2.9	1	06/15/21 15:55	06/16/21 07:19	56-23-5	
Chlorobenzene	ND	ug/kg	7.7	1.5	1	06/15/21 15:55	06/16/21 07:19	108-90-7	
Chloroethane	ND	ug/kg	15.3	5.9	1	06/15/21 15:55	06/16/21 07:19	75-00-3	
Chloroform	ND	ug/kg	7.7	4.7	1	06/15/21 15:55	06/16/21 07:19	67-66-3	
Chloromethane	ND	ug/kg	15.3	6.4	1	06/15/21 15:55	06/16/21 07:19	74-87-3	
2-Chlorotoluene	ND	ug/kg	7.7	2.7	1	06/15/21 15:55	06/16/21 07:19	95-49-8	
4-Chlorotoluene	ND	ug/kg	7.7	1.4	1	06/15/21 15:55	06/16/21 07:19	106-43-4	
1,2-Dibromo-3-chloropropane	ND	ug/kg	7.7	3.0	1	06/15/21 15:55	06/16/21 07:19	96-12-8	
Dibromochloromethane	ND	ug/kg	7.7	4.3	1	06/15/21 15:55	06/16/21 07:19	124-48-1	
1,2-Dibromoethane (EDB)	ND	ug/kg	7.7	3.4	1	06/15/21 15:55	06/16/21 07:19	106-93-4	
Dibromomethane	ND	ug/kg	7.7	1.6	1	06/15/21 15:55	06/16/21 07:19	74-95-3	
1,2-Dichlorobenzene	ND	ug/kg	7.7	2.8	1	06/15/21 15:55	06/16/21 07:19	95-50-1	
1,3-Dichlorobenzene	ND	ug/kg	7.7	2.4	1	06/15/21 15:55	06/16/21 07:19	541-73-1	
1,4-Dichlorobenzene	ND	ug/kg	7.7	2.0	1	06/15/21 15:55	06/16/21 07:19	106-46-7	
Dichlorodifluoromethane	ND	ug/kg	15.3	3.3	1	06/15/21 15:55	06/16/21 07:19	75-71-8	
1,1-Dichloroethane	ND	ug/kg	7.7	3.2	1	06/15/21 15:55	06/16/21 07:19	75-34-3	
1,2-Dichloroethane	ND	ug/kg	7.7	5.1	1	06/15/21 15:55	06/16/21 07:19	107-06-2	
1,1-Dichloroethene	ND	ug/kg	7.7	3.2	1	06/15/21 15:55	06/16/21 07:19	75-35-4	
cis-1,2-Dichloroethene	ND	ug/kg	7.7	2.6	1	06/15/21 15:55	06/16/21 07:19	156-59-2	
trans-1,2-Dichloroethene	ND	ug/kg	7.7	2.7	1	06/15/21 15:55	06/16/21 07:19	156-60-5	
1,2-Dichloropropane	ND	ug/kg	7.7	2.3	1	06/15/21 15:55	06/16/21 07:19	78-87-5	
1,3-Dichloropropane	ND	ug/kg	7.7	2.4	1	06/15/21 15:55	06/16/21 07:19	142-28-9	

REPORT OF LABORATORY ANALYSIS

This report shall not be reproduced, except in full,
without the written consent of Pace Analytical Services, LLC.

Pace Analytical Services, LLC
9800 Kincey Ave. Suite 100
Huntersville, NC 28078
(704)875-9092

ANALYTICAL RESULTS

Project: CPC Huntersville/2020-L1-2448
Pace Project No.: 92544158

Sample: AA3 (0-2') **Lab ID: 92544158007** Collected: 06/14/21 15:20 Received: 06/14/21 16:26 Matrix: Solid

Results reported on a "dry weight" basis and are adjusted for percent moisture, sample size and any dilutions.

Parameters	Results	Units	Report Limit	MDL	DF	Prepared	Analyzed	CAS No.	Qual
8260D/5035A/5030B Volatiles	Analytical Method: EPA 8260D Preparation Method: EPA 5035A/5030B Pace Analytical Services - Charlotte								
2,2-Dichloropropane	ND	ug/kg	7.7	2.5	1	06/15/21 15:55	06/16/21 07:19	594-20-7	
1,1-Dichloropropene	ND	ug/kg	7.7	3.7	1	06/15/21 15:55	06/16/21 07:19	563-58-6	
cis-1,3-Dichloropropene	ND	ug/kg	7.7	2.1	1	06/15/21 15:55	06/16/21 07:19	10061-01-5	
trans-1,3-Dichloropropene	ND	ug/kg	7.7	2.6	1	06/15/21 15:55	06/16/21 07:19	10061-02-6	
Diisopropyl ether	**8.5**	ug/kg	7.7	2.1	1	06/15/21 15:55	06/16/21 07:19	108-20-3	
Ethylbenzene	**20.7**	ug/kg	7.7	3.6	1	06/15/21 15:55	06/16/21 07:19	100-41-4	
Hexachloro-1,3-butadiene	ND	ug/kg	15.3	12.5	1	06/15/21 15:55	06/16/21 07:19	87-68-3	
2-Hexanone	ND	ug/kg	76.6	7.4	1	06/15/21 15:55	06/16/21 07:19	591-78-6	
Isopropylbenzene (Cumene)	ND	ug/kg	7.7	2.6	1	06/15/21 15:55	06/16/21 07:19	98-82-8	
p-Isopropyltoluene	ND	ug/kg	7.7	3.8	1	06/15/21 15:55	06/16/21 07:19	99-87-6	
Methylene Chloride	ND	ug/kg	30.6	21.0	1	06/15/21 15:55	06/16/21 07:19	75-09-2	
4-Methyl-2-pentanone (MIBK)	ND	ug/kg	76.6	7.4	1	06/15/21 15:55	06/16/21 07:19	108-10-1	
Methyl-tert-butyl ether	ND	ug/kg	7.7	2.9	1	06/15/21 15:55	06/16/21 07:19	1634-04-4	
Naphthalene	**13.9**	ug/kg	7.7	4.0	1	06/15/21 15:55	06/16/21 07:19	91-20-3	
n-Propylbenzene	ND	ug/kg	7.7	2.7	1	06/15/21 15:55	06/16/21 07:19	103-65-1	
Styrene	ND	ug/kg	7.7	2.0	1	06/15/21 15:55	06/16/21 07:19	100-42-5	
1,1,1,2-Tetrachloroethane	ND	ug/kg	7.7	2.9	1	06/15/21 15:55	06/16/21 07:19	630-20-6	
1,1,2,2-Tetrachloroethane	ND	ug/kg	7.7	2.0	1	06/15/21 15:55	06/16/21 07:19	79-34-5	
Tetrachloroethene	ND	ug/kg	7.7	2.4	1	06/15/21 15:55	06/16/21 07:19	127-18-4	
Toluene	**174**	ug/kg	7.7	2.2	1	06/15/21 15:55	06/16/21 07:19	108-88-3	
1,2,3-Trichlorobenzene	ND	ug/kg	7.7	6.2	1	06/15/21 15:55	06/16/21 07:19	87-61-6	
1,2,4-Trichlorobenzene	ND	ug/kg	7.7	6.4	1	06/15/21 15:55	06/16/21 07:19	120-82-1	
1,1,1-Trichloroethane	ND	ug/kg	7.7	4.0	1	06/15/21 15:55	06/16/21 07:19	71-55-6	
1,1,2-Trichloroethane	ND	ug/kg	7.7	2.5	1	06/15/21 15:55	06/16/21 07:19	79-00-5	
Trichloroethene	ND	ug/kg	7.7	2.0	1	06/15/21 15:55	06/16/21 07:19	79-01-6	
Trichlorofluoromethane	ND	ug/kg	7.7	4.2	1	06/15/21 15:55	06/16/21 07:19	75-69-4	
1,2,3-Trichloropropane	ND	ug/kg	7.7	3.9	1	06/15/21 15:55	06/16/21 07:19	96-18-4	
1,2,4-Trimethylbenzene	**35.8**	ug/kg	7.7	2.1	1	06/15/21 15:55	06/16/21 07:19	95-63-6	
1,3,5-Trimethylbenzene	ND	ug/kg	7.7	2.6	1	06/15/21 15:55	06/16/21 07:19	108-67-8	
Vinyl acetate	ND	ug/kg	76.6	5.6	1	06/15/21 15:55	06/16/21 07:19	108-05-4	
Vinyl chloride	ND	ug/kg	15.3	3.9	1	06/15/21 15:55	06/16/21 07:19	75-01-4	
Xylene (Total)	**143**	ug/kg	15.3	4.4	1	06/15/21 15:55	06/16/21 07:19	1330-20-7	
m&p-Xylene	**87.7**	ug/kg	15.3	5.2	1	06/15/21 15:55	06/16/21 07:19	179601-23-1	
o-Xylene	**55.2**	ug/kg	7.7	3.4	1	06/15/21 15:55	06/16/21 07:19	95-47-6	
Surrogates									
Toluene-d8 (S)	101	%	70-130		1	06/15/21 15:55	06/16/21 07:19	2037-26-5	
4-Bromofluorobenzene (S)	101	%	69-134		1	06/15/21 15:55	06/16/21 07:19	460-00-4	
1,2-Dichloroethane-d4 (S)	112	%	70-130		1	06/15/21 15:55	06/16/21 07:19	17060-07-0	
Percent Moisture	Analytical Method: SW-846 Pace Analytical Services - Charlotte								
Percent Moisture	**19.7**	%	0.10	0.10	1		06/14/21 17:22		N2

REPORT OF LABORATORY ANALYSIS

This report shall not be reproduced, except in full,
without the written consent of Pace Analytical Services, LLC.

Pace Analytical Services, LLC
9800 Kincey Ave. Suite 100
Huntersville, NC 28078
(704)875-9092

ANALYTICAL RESULTS

Project: CPC Huntersville/2020-L1-2448
Pace Project No.: 92544158

Sample: AA3 (12-14') **Lab ID: 92544158008** Collected: 06/14/21 15:30 Received: 06/14/21 16:26 Matrix: Solid

Results reported on a "dry weight" basis and are adjusted for percent moisture, sample size and any dilutions.

Parameters	Results	Units	Report Limit	MDL	DF	Prepared	Analyzed	CAS No.	Qual
VPH NC Soil	Analytical Method: MADEP VPH Preparation Method: MADEP VPH Pace Analytical Services - Charlotte								
Total VPH (C5-C12)	**414**	mg/kg	4.3	4.3	1	06/17/21 13:25	06/17/21 20:46		N2
Aliphatic (C05-C08)	**279**	mg/kg	4.3	4.3	1	06/17/21 13:25	06/17/21 20:46		N2
Aliphatic (C09-C12)	**135**	mg/kg	4.3	4.3	1	06/17/21 13:25	06/17/21 20:46		N2
Aliphatic(C09-C12) Adjusted	**93.9**	mg/kg	4.3	4.3	1	06/17/21 13:25	06/17/21 20:46		N2
Aromatic (C09-C10)	**40.7**	mg/kg	4.3	4.3	1	06/17/21 13:25	06/17/21 20:46		N2
Surrogates									
4-Bromofluorobenzene (FID) (S)	125	%	70-130		1	06/17/21 13:25	06/17/21 20:46	460-00-4	
4-Bromofluorobenzene (PID) (S)	105	%	70-130		1	06/17/21 13:25	06/17/21 20:46	460-00-4	
8260D/5035A/5030B Volatiles	Analytical Method: EPA 8260D Preparation Method: EPA 5035A/5030B Pace Analytical Services - Charlotte								
Acetone	ND	ug/kg	9420	3020	50	06/16/21 13:44	06/16/21 20:50	67-64-1	
Benzene	**22900**	ug/kg	471	187	50	06/16/21 13:44	06/16/21 20:50	71-43-2	
Bromobenzene	ND	ug/kg	471	154	50	06/16/21 13:44	06/16/21 20:50	108-86-1	
Bromochloromethane	ND	ug/kg	471	139	50	06/16/21 13:44	06/16/21 20:50	74-97-5	
Bromodichloromethane	ND	ug/kg	471	182	50	06/16/21 13:44	06/16/21 20:50	75-27-4	
Bromoform	ND	ug/kg	471	166	50	06/16/21 13:44	06/16/21 20:50	75-25-2	
Bromomethane	ND	ug/kg	942	744	50	06/16/21 13:44	06/16/21 20:50	74-83-9	IK,L1
2-Butanone (MEK)	ND	ug/kg	9420	2260	50	06/16/21 13:44	06/16/21 20:50	78-93-3	
n-Butylbenzene	ND	ug/kg	471	222	50	06/16/21 13:44	06/16/21 20:50	104-51-8	
sec-Butylbenzene	ND	ug/kg	471	207	50	06/16/21 13:44	06/16/21 20:50	135-98-8	
tert-Butylbenzene	ND	ug/kg	471	168	50	06/16/21 13:44	06/16/21 20:50	98-06-6	
Carbon tetrachloride	ND	ug/kg	471	176	50	06/16/21 13:44	06/16/21 20:50	56-23-5	
Chlorobenzene	ND	ug/kg	471	90.4	50	06/16/21 13:44	06/16/21 20:50	108-90-7	
Chloroethane	ND	ug/kg	942	364	50	06/16/21 13:44	06/16/21 20:50	75-00-3	
Chloroform	ND	ug/kg	471	286	50	06/16/21 13:44	06/16/21 20:50	67-66-3	
Chloromethane	ND	ug/kg	942	396	50	06/16/21 13:44	06/16/21 20:50	74-87-3	
2-Chlorotoluene	ND	ug/kg	471	167	50	06/16/21 13:44	06/16/21 20:50	95-49-8	
4-Chlorotoluene	ND	ug/kg	471	83.4	50	06/16/21 13:44	06/16/21 20:50	106-43-4	
1,2-Dibromo-3-chloropropane	ND	ug/kg	471	183	50	06/16/21 13:44	06/16/21 20:50	96-12-8	
Dibromochloromethane	ND	ug/kg	471	265	50	06/16/21 13:44	06/16/21 20:50	124-48-1	
1,2-Dibromoethane (EDB)	ND	ug/kg	471	207	50	06/16/21 13:44	06/16/21 20:50	106-93-4	
Dibromomethane	ND	ug/kg	471	101	50	06/16/21 13:44	06/16/21 20:50	74-95-3	
1,2-Dichlorobenzene	ND	ug/kg	471	170	50	06/16/21 13:44	06/16/21 20:50	95-50-1	
1,3-Dichlorobenzene	ND	ug/kg	471	146	50	06/16/21 13:44	06/16/21 20:50	541-73-1	
1,4-Dichlorobenzene	ND	ug/kg	471	122	50	06/16/21 13:44	06/16/21 20:50	106-46-7	
Dichlorodifluoromethane	ND	ug/kg	942	204	50	06/16/21 13:44	06/16/21 20:50	75-71-8	v2
1,1-Dichloroethane	ND	ug/kg	471	194	50	06/16/21 13:44	06/16/21 20:50	75-34-3	
1,2-Dichloroethane	ND	ug/kg	471	312	50	06/16/21 13:44	06/16/21 20:50	107-06-2	
1,1-Dichloroethene	ND	ug/kg	471	194	50	06/16/21 13:44	06/16/21 20:50	75-35-4	
cis-1,2-Dichloroethene	ND	ug/kg	471	161	50	06/16/21 13:44	06/16/21 20:50	156-59-2	
trans-1,2-Dichloroethene	ND	ug/kg	471	165	50	06/16/21 13:44	06/16/21 20:50	156-60-5	
1,2-Dichloropropane	ND	ug/kg	471	141	50	06/16/21 13:44	06/16/21 20:50	78-87-5	
1,3-Dichloropropane	ND	ug/kg	471	147	50	06/16/21 13:44	06/16/21 20:50	142-28-9	

REPORT OF LABORATORY ANALYSIS

This report shall not be reproduced, except in full,
without the written consent of Pace Analytical Services, LLC.

Pace Analytical Services, LLC
9800 Kincey Ave. Suite 100
Huntersville, NC 28078
(704)875-9092

ANALYTICAL RESULTS

Project: CPC Huntersville/2020-L1-2448
Pace Project No.: 92544158

Sample: AA3 (12-14') **Lab ID: 92544158008** Collected: 06/14/21 15:30 Received: 06/14/21 16:26 Matrix: Solid

Results reported on a "dry weight" basis and are adjusted for percent moisture, sample size and any dilutions.

Parameters	Results	Units	Report Limit	MDL	DF	Prepared	Analyzed	CAS No.	Qual
8260D/5035A/5030B Volatiles	Analytical Method: EPA 8260D Preparation Method: EPA 5035A/5030B Pace Analytical Services - Charlotte								
2,2-Dichloropropane	ND	ug/kg	471	154	50	06/16/21 13:44	06/16/21 20:50	594-20-7	
1,1-Dichloropropene	ND	ug/kg	471	226	50	06/16/21 13:44	06/16/21 20:50	563-58-6	
cis-1,3-Dichloropropene	ND	ug/kg	471	128	50	06/16/21 13:44	06/16/21 20:50	10061-01-5	
trans-1,3-Dichloropropene	ND	ug/kg	471	162	50	06/16/21 13:44	06/16/21 20:50	10061-02-6	
Diisopropyl ether	ND	ug/kg	471	127	50	06/16/21 13:44	06/16/21 20:50	108-20-3	
Ethylbenzene	**72400**	ug/kg	471	220	50	06/16/21 13:44	06/16/21 20:50	100-41-4	
Hexachloro-1,3-butadiene	ND	ug/kg	942	771	50	06/16/21 13:44	06/16/21 20:50	87-68-3	
2-Hexanone	ND	ug/kg	4710	454	50	06/16/21 13:44	06/16/21 20:50	591-78-6	
Isopropylbenzene (Cumene)	ND	ug/kg	471	160	50	06/16/21 13:44	06/16/21 20:50	98-82-8	
p-Isopropyltoluene	**5690**	ug/kg	471	232	50	06/16/21 13:44	06/16/21 20:50	99-87-6	
Methylene Chloride	ND	ug/kg	1880	1290	50	06/16/21 13:44	06/16/21 20:50	75-09-2	
4-Methyl-2-pentanone (MIBK)	ND	ug/kg	4710	454	50	06/16/21 13:44	06/16/21 20:50	108-10-1	
Methyl-tert-butyl ether	ND	ug/kg	471	176	50	06/16/21 13:44	06/16/21 20:50	1634-04-4	
Naphthalene	**15700**	ug/kg	471	248	50	06/16/21 13:44	06/16/21 20:50	91-20-3	
n-Propylbenzene	ND	ug/kg	471	168	50	06/16/21 13:44	06/16/21 20:50	103-65-1	
Styrene	ND	ug/kg	471	124	50	06/16/21 13:44	06/16/21 20:50	100-42-5	
1,1,1,2-Tetrachloroethane	ND	ug/kg	471	181	50	06/16/21 13:44	06/16/21 20:50	630-20-6	
1,1,2,2-Tetrachloroethane	ND	ug/kg	471	124	50	06/16/21 13:44	06/16/21 20:50	79-34-5	
Tetrachloroethene	ND	ug/kg	471	149	50	06/16/21 13:44	06/16/21 20:50	127-18-4	
Toluene	**262000**	ug/kg	471	134	50	06/16/21 13:44	06/16/21 20:50	108-88-3	
1,2,3-Trichlorobenzene	ND	ug/kg	471	381	50	06/16/21 13:44	06/16/21 20:50	87-61-6	
1,2,4-Trichlorobenzene	ND	ug/kg	471	396	50	06/16/21 13:44	06/16/21 20:50	120-82-1	
1,1,1-Trichloroethane	ND	ug/kg	471	245	50	06/16/21 13:44	06/16/21 20:50	71-55-6	
1,1,2-Trichloroethane	ND	ug/kg	471	156	50	06/16/21 13:44	06/16/21 20:50	79-00-5	
Trichloroethene	ND	ug/kg	471	122	50	06/16/21 13:44	06/16/21 20:50	79-01-6	
Trichlorofluoromethane	ND	ug/kg	471	259	50	06/16/21 13:44	06/16/21 20:50	75-69-4	
1,2,3-Trichloropropane	ND	ug/kg	471	238	50	06/16/21 13:44	06/16/21 20:50	96-18-4	
1,2,4-Trimethylbenzene	**139000**	ug/kg	471	129	50	06/16/21 13:44	06/16/21 20:50	95-63-6	
1,3,5-Trimethylbenzene	**41500**	ug/kg	471	158	50	06/16/21 13:44	06/16/21 20:50	108-67-8	
Vinyl acetate	ND	ug/kg	4710	343	50	06/16/21 13:44	06/16/21 20:50	108-05-4	
Vinyl chloride	ND	ug/kg	942	239	50	06/16/21 13:44	06/16/21 20:50	75-01-4	
Xylene (Total)	**390000**	ug/kg	942	269	50	06/16/21 13:44	06/16/21 20:50	1330-20-7	
m&p-Xylene	**282000**	ug/kg	942	322	50	06/16/21 13:44	06/16/21 20:50	179601-23-1	
o-Xylene	**108000**	ug/kg	471	208	50	06/16/21 13:44	06/16/21 20:50	95-47-6	
Surrogates									
Toluene-d8 (S)	100	%	70-130		50	06/16/21 13:44	06/16/21 20:50	2037-26-5	
4-Bromofluorobenzene (S)	103	%	69-134		50	06/16/21 13:44	06/16/21 20:50	460-00-4	
1,2-Dichloroethane-d4 (S)	110	%	70-130		50	06/16/21 13:44	06/16/21 20:50	17060-07-0	
Percent Moisture	Analytical Method: SW-846 Pace Analytical Services - Charlotte								
Percent Moisture	**24.2**	%	0.10	0.10	1		06/14/21 17:23		N2

REPORT OF LABORATORY ANALYSIS

This report shall not be reproduced, except in full,
without the written consent of Pace Analytical Services, LLC.

Pace Analytical Services, LLC
9800 Kincey Ave. Suite 100
Huntersville, NC 28078
(704)875-9092

QUALITY CONTROL DATA

Project: CPC Huntersville/2020-L1-2448
Pace Project No.: 92544158

QC Batch: 627893 | Analysis Method: MADEP VPH
QC Batch Method: MADEP VPH | Analysis Description: VPH NC Soil
Laboratory: Pace Analytical Services - Charlotte
Associated Lab Samples: 92544158001, 92544158003, 92544158004, 92544158005, 92544158007, 92544158008

METHOD BLANK: 3300780 Matrix: Solid
Associated Lab Samples: 92544158001, 92544158003, 92544158004, 92544158005, 92544158007, 92544158008

Parameter	Units	Blank Result	Reporting Limit	MDL	Analyzed	Qualifiers
Aliphatic (C05-C08)	mg/kg	ND	2.5	2.5	06/17/21 15:59	N2
Aliphatic (C09-C12)	mg/kg	ND	2.5	2.5	06/17/21 15:59	N2
Aromatic (C09-C10)	mg/kg	ND	2.5	2.5	06/17/21 15:59	N2
4-Bromofluorobenzene (FID) (S)	%	117	70-130		06/17/21 15:59	
4-Bromofluorobenzene (PID) (S)	%	113	70-130		06/17/21 15:59	

LABORATORY CONTROL SAMPLE & LCSD: 3300781 3300782

Parameter	Units	Spike Conc.	LCS Result	LCSD Result	LCS % Rec	LCSD % Rec	% Rec Limits	RPD	Max RPD	Qualifiers
Aliphatic (C05-C08)	mg/kg	15.1	13.5	11.7	90	77	70-130	15	25	N2
Aliphatic (C09-C12)	mg/kg	15.1	18.3	15.9	122	105	70-130	14	25	N2
Aromatic (C09-C10)	mg/kg	5	5.8	5.1	116	102	70-130	13	25	N2
4-Bromofluorobenzene (FID) (S)	%				108	107	70-130			
4-Bromofluorobenzene (PID) (S)	%				103	102	70-130			

Results presented on this page are in the units indicated by the "Units" column except where an alternate unit is presented to the right of the result.

REPORT OF LABORATORY ANALYSIS

This report shall not be reproduced, except in full,
without the written consent of Pace Analytical Services, LLC.

Pace Analytical Services, LLC
9800 Kincey Ave. Suite 100
Huntersville, NC 28078
(704)875-9092

QUALITY CONTROL DATA

Project: CPC Huntersville/2020-L1-2448
Pace Project No.: 92544158

QC Batch: 628187
QC Batch Method: MADEP VPH
Analysis Method: MADEP VPH
Analysis Description: VPH NC Soil
Laboratory: Pace Analytical Services - Charlotte
Associated Lab Samples: 92544158002, 92544158006

METHOD BLANK: 3302322 Matrix: Solid
Associated Lab Samples: 92544158002, 92544158006

Parameter	Units	Blank Result	Reporting Limit	MDL	Analyzed	Qualifiers
Aliphatic (C05-C08)	mg/kg	ND	2.5	2.5	06/23/21 19:57	N2
Aliphatic (C09-C12)	mg/kg	ND	2.5	2.5	06/23/21 19:57	N2
Aromatic (C09-C10)	mg/kg	ND	2.5	2.5	06/23/21 19:57	N2
4-Bromofluorobenzene (FID) (S)	%	101	70-130		06/23/21 19:57	
4-Bromofluorobenzene (PID) (S)	%	102	70-130		06/23/21 19:57	

LABORATORY CONTROL SAMPLE & LCSD: 3302323 3302324

Parameter	Units	Spike Conc.	LCS Result	LCSD Result	LCS % Rec	LCSD % Rec	% Rec Limits	RPD	Max RPD	Qualifiers
Aliphatic (C05-C08)	mg/kg	15.1	13.0	13.2	86	87	70-130	2	25	N2
Aliphatic (C09-C12)	mg/kg	15.1	16.4	17.5	108	116	70-130	7	25	N2
Aromatic (C09-C10)	mg/kg	5	5.5	5.7	108	113	70-130	4	25	N2
4-Bromofluorobenzene (FID) (S)	%				103	104	70-130			
4-Bromofluorobenzene (PID) (S)	%				102	103	70-130			

Results presented on this page are in the units indicated by the "Units" column except where an alternate unit is presented to the right of the result.

REPORT OF LABORATORY ANALYSIS

This report shall not be reproduced, except in full,
without the written consent of Pace Analytical Services, LLC.

Pace Analytical Services, LLC
9800 Kincey Ave. Suite 100
Huntersville, NC 28078
(704)875-9092

QUALITY CONTROL DATA

Project: CPC Huntersville/2020-L1-2448
Pace Project No.: 92544158

QC Batch: 627304 | Analysis Method: EPA 8260D
QC Batch Method: EPA 5035A/5030B | Analysis Description: 8260D 5035A 5030B
Laboratory: Pace Analytical Services - Charlotte
Associated Lab Samples: 92544158001, 92544158003, 92544158004, 92544158005, 92544158007

METHOD BLANK: 3297960 Matrix: Solid
Associated Lab Samples: 92544158001, 92544158003, 92544158004, 92544158005, 92544158007

Parameter	Units	Blank Result	Reporting Limit	MDL	Analyzed	Qualifiers
1,1,1,2-Tetrachloroethane	ug/kg	ND	5.0	1.9	06/16/21 03:42	
1,1,1-Trichloroethane	ug/kg	ND	5.0	2.6	06/16/21 03:42	
1,1,2,2-Tetrachloroethane	ug/kg	ND	5.0	1.3	06/16/21 03:42	
1,1,2-Trichloroethane	ug/kg	ND	5.0	1.7	06/16/21 03:42	
1,1-Dichloroethane	ug/kg	ND	5.0	2.1	06/16/21 03:42	
1,1-Dichloroethene	ug/kg	ND	5.0	2.1	06/16/21 03:42	
1,1-Dichloropropene	ug/kg	ND	5.0	2.4	06/16/21 03:42	
1,2,3-Trichlorobenzene	ug/kg	ND	5.0	4.0	06/16/21 03:42	
1,2,3-Trichloropropane	ug/kg	ND	5.0	2.5	06/16/21 03:42	
1,2,4-Trichlorobenzene	ug/kg	ND	5.0	4.2	06/16/21 03:42	
1,2,4-Trimethylbenzene	ug/kg	ND	5.0	1.4	06/16/21 03:42	
1,2-Dibromo-3-chloropropane	ug/kg	ND	5.0	1.9	06/16/21 03:42	
1,2-Dibromoethane (EDB)	ug/kg	ND	5.0	2.2	06/16/21 03:42	
1,2-Dichlorobenzene	ug/kg	ND	5.0	1.8	06/16/21 03:42	
1,2-Dichloroethane	ug/kg	ND	5.0	3.3	06/16/21 03:42	
1,2-Dichloropropane	ug/kg	ND	5.0	1.5	06/16/21 03:42	
1,3,5-Trimethylbenzene	ug/kg	ND	5.0	1.7	06/16/21 03:42	
1,3-Dichlorobenzene	ug/kg	ND	5.0	1.6	06/16/21 03:42	
1,3-Dichloropropane	ug/kg	ND	5.0	1.6	06/16/21 03:42	
1,4-Dichlorobenzene	ug/kg	ND	5.0	1.3	06/16/21 03:42	
2,2-Dichloropropane	ug/kg	ND	5.0	1.6	06/16/21 03:42	
2-Butanone (MEK)	ug/kg	ND	100	24.0	06/16/21 03:42	
2-Chlorotoluene	ug/kg	ND	5.0	1.8	06/16/21 03:42	
2-Hexanone	ug/kg	ND	50.0	4.8	06/16/21 03:42	
4-Chlorotoluene	ug/kg	ND	5.0	0.88	06/16/21 03:42	
4-Methyl-2-pentanone (MIBK)	ug/kg	ND	50.0	4.8	06/16/21 03:42	
Acetone	ug/kg	ND	100	32.1	06/16/21 03:42	
Benzene	ug/kg	ND	5.0	2.0	06/16/21 03:42	
Bromobenzene	ug/kg	ND	5.0	1.6	06/16/21 03:42	
Bromochloromethane	ug/kg	ND	5.0	1.5	06/16/21 03:42	
Bromodichloromethane	ug/kg	ND	5.0	1.9	06/16/21 03:42	
Bromoform	ug/kg	ND	5.0	1.8	06/16/21 03:42	
Bromomethane	ug/kg	ND	10.0	7.9	06/16/21 03:42	IK
Carbon tetrachloride	ug/kg	ND	5.0	1.9	06/16/21 03:42	
Chlorobenzene	ug/kg	ND	5.0	0.96	06/16/21 03:42	
Chloroethane	ug/kg	ND	10.0	3.9	06/16/21 03:42	
Chloroform	ug/kg	ND	5.0	3.0	06/16/21 03:42	
Chloromethane	ug/kg	ND	10.0	4.2	06/16/21 03:42	
cis-1,2-Dichloroethene	ug/kg	ND	5.0	1.7	06/16/21 03:42	
cis-1,3-Dichloropropene	ug/kg	ND	5.0	1.4	06/16/21 03:42	

Results presented on this page are in the units indicated by the "Units" column except where an alternate unit is presented to the right of the result.

REPORT OF LABORATORY ANALYSIS

This report shall not be reproduced, except in full,
without the written consent of Pace Analytical Services, LLC.

Pace Analytical Services, LLC
9800 Kincey Ave. Suite 100
Huntersville, NC 28078
(704)875-9092

QUALITY CONTROL DATA

Project: CPC Huntersville/2020-L1-2448
Pace Project No.: 92544158

METHOD BLANK: 3297960 Matrix: Solid
Associated Lab Samples: 92544158001, 92544158003, 92544158004, 92544158005, 92544158007

Parameter	Units	Blank Result	Reporting Limit	MDL	Analyzed	Qualifiers
Dibromochloromethane	ug/kg	ND	5.0	2.8	06/16/21 03:42	
Dibromomethane	ug/kg	ND	5.0	1.1	06/16/21 03:42	
Dichlorodifluoromethane	ug/kg	ND	10.0	2.2	06/16/21 03:42	
Diisopropyl ether	ug/kg	ND	5.0	1.4	06/16/21 03:42	
Ethylbenzene	ug/kg	ND	5.0	2.3	06/16/21 03:42	
Hexachloro-1,3-butadiene	ug/kg	ND	10.0	8.2	06/16/21 03:42	
Isopropylbenzene (Cumene)	ug/kg	ND	5.0	1.7	06/16/21 03:42	
m&p-Xylene	ug/kg	ND	10.0	3.4	06/16/21 03:42	
Methyl-tert-butyl ether	ug/kg	ND	5.0	1.9	06/16/21 03:42	
Methylene Chloride	ug/kg	ND	20.0	13.7	06/16/21 03:42	
n-Butylbenzene	ug/kg	ND	5.0	2.4	06/16/21 03:42	
n-Propylbenzene	ug/kg	ND	5.0	1.8	06/16/21 03:42	
Naphthalene	ug/kg	ND	5.0	2.6	06/16/21 03:42	
o-Xylene	ug/kg	ND	5.0	2.2	06/16/21 03:42	
p-Isopropyltoluene	ug/kg	ND	5.0	2.5	06/16/21 03:42	
sec-Butylbenzene	ug/kg	ND	5.0	2.2	06/16/21 03:42	
Styrene	ug/kg	ND	5.0	1.3	06/16/21 03:42	
tert-Butylbenzene	ug/kg	ND	5.0	1.8	06/16/21 03:42	
Tetrachloroethene	ug/kg	ND	5.0	1.6	06/16/21 03:42	
Toluene	ug/kg	ND	5.0	1.4	06/16/21 03:42	
trans-1,2-Dichloroethene	ug/kg	ND	5.0	1.8	06/16/21 03:42	
trans-1,3-Dichloropropene	ug/kg	ND	5.0	1.7	06/16/21 03:42	
Trichloroethene	ug/kg	ND	5.0	1.3	06/16/21 03:42	
Trichlorofluoromethane	ug/kg	ND	5.0	2.8	06/16/21 03:42	
Vinyl acetate	ug/kg	ND	50.0	3.6	06/16/21 03:42	
Vinyl chloride	ug/kg	ND	10.0	2.5	06/16/21 03:42	
Xylene (Total)	ug/kg	ND	10.0	2.8	06/16/21 03:42	
1,2-Dichloroethane-d4 (S)	%	111	70-130		06/16/21 03:42	
4-Bromofluorobenzene (S)	%	100	69-134		06/16/21 03:42	
Toluene-d8 (S)	%	100	70-130		06/16/21 03:42	

LABORATORY CONTROL SAMPLE: 3297961

Parameter	Units	Spike Conc.	LCS Result	LCS % Rec	% Rec Limits	Qualifiers
1,1,1,2-Tetrachloroethane	ug/kg	1250	1100	88	70-130	
1,1,1-Trichloroethane	ug/kg	1250	1060	85	70-130	
1,1,2,2-Tetrachloroethane	ug/kg	1250	1030	82	70-130	
1,1,2-Trichloroethane	ug/kg	1250	1010	81	70-130	
1,1-Dichloroethane	ug/kg	1250	1170	93	70-130	
1,1-Dichloroethene	ug/kg	1250	1250	100	70-130	
1,1-Dichloropropene	ug/kg	1250	1150	92	70-130	
1,2,3-Trichlorobenzene	ug/kg	1250	1060	85	65-130	
1,2,3-Trichloropropane	ug/kg	1250	1070	86	70-130	
1,2,4-Trichlorobenzene	ug/kg	1250	1070	85	68-130	

Results presented on this page are in the units indicated by the "Units" column except where an alternate unit is presented to the right of the result.

REPORT OF LABORATORY ANALYSIS

This report shall not be reproduced, except in full,
without the written consent of Pace Analytical Services, LLC.

Pace Analytical Services, LLC
9800 Kincey Ave. Suite 100
Huntersville, NC 28078
(704)875-9092

QUALITY CONTROL DATA

Project: CPC Huntersville/2020-L1-2448
Pace Project No.: 92544158

LABORATORY CONTROL SAMPLE: 3297961

Parameter	Units	Spike Conc.	LCS Result	LCS % Rec	% Rec Limits	Qualifiers
1,2,4-Trimethylbenzene	ug/kg	1250	1100	88	70-130	
1,2-Dibromo-3-chloropropane	ug/kg	1250	1060	85	70-130	
1,2-Dibromoethane (EDB)	ug/kg	1250	1090	87	70-130	
1,2-Dichlorobenzene	ug/kg	1250	1060	85	70-130	
1,2-Dichloroethane	ug/kg	1250	1110	88	63-130	
1,2-Dichloropropane	ug/kg	1250	1130	91	70-130	
1,3,5-Trimethylbenzene	ug/kg	1250	1100	88	70-130	
1,3-Dichlorobenzene	ug/kg	1250	1050	84	70-130	
1,3-Dichloropropane	ug/kg	1250	1100	88	70-130	
1,4-Dichlorobenzene	ug/kg	1250	1090	87	70-130	
2,2-Dichloropropane	ug/kg	1250	1010	81	66-130	
2-Butanone (MEK)	ug/kg	2500	2250	90	70-130	
2-Chlorotoluene	ug/kg	1250	1130	90	70-130	
2-Hexanone	ug/kg	2500	2290	92	70-130	
4-Chlorotoluene	ug/kg	1250	1050	84	70-130	
4-Methyl-2-pentanone (MIBK)	ug/kg	2500	2330	93	70-130	
Acetone	ug/kg	2500	2380	95	69-130	
Benzene	ug/kg	1250	1110	89	70-130	
Bromobenzene	ug/kg	1250	1120	89	70-130	
Bromochloromethane	ug/kg	1250	1160	92	70-130	
Bromodichloromethane	ug/kg	1250	1010	81	69-130	
Bromoform	ug/kg	1250	1040	83	70-130	
Bromomethane	ug/kg	1250	1570	126	52-130	IK
Carbon tetrachloride	ug/kg	1250	1140	92	70-130	
Chlorobenzene	ug/kg	1250	1110	89	70-130	
Chloroethane	ug/kg	1250	1320	105	65-130	
Chloroform	ug/kg	1250	1230	98	70-130	
Chloromethane	ug/kg	1250	1130	90	55-130	
cis-1,2-Dichloroethene	ug/kg	1250	1140	92	70-130	
cis-1,3-Dichloropropene	ug/kg	1250	1090	87	70-130	
Dibromochloromethane	ug/kg	1250	1080	86	70-130	
Dibromomethane	ug/kg	1250	1100	88	70-130	
Dichlorodifluoromethane	ug/kg	1250	1270	101	45-156	
Diisopropyl ether	ug/kg	1250	1090	87	70-130	
Ethylbenzene	ug/kg	1250	1210	97	70-130	
Hexachloro-1,3-butadiene	ug/kg	1250	1150	92	66-130	
Isopropylbenzene (Cumene)	ug/kg	1250	1130	90	70-130	
m&p-Xylene	ug/kg	2500	2230	89	70-130	
Methyl-tert-butyl ether	ug/kg	1250	1070	85	70-130	
Methylene Chloride	ug/kg	1250	1230	98	65-130	
n-Butylbenzene	ug/kg	1250	1150	92	67-130	
n-Propylbenzene	ug/kg	1250	1150	92	70-130	
Naphthalene	ug/kg	1250	1030	82	70-130	
o-Xylene	ug/kg	1250	1110	89	70-130	
p-Isopropyltoluene	ug/kg	1250	1130	90	67-130	
sec-Butylbenzene	ug/kg	1250	1110	89	69-130	
Styrene	ug/kg	1250	1120	90	70-130	

Results presented on this page are in the units indicated by the "Units" column except where an alternate unit is presented to the right of the result.

REPORT OF LABORATORY ANALYSIS

This report shall not be reproduced, except in full,
without the written consent of Pace Analytical Services, LLC.

Pace Analytical Services, LLC
9800 Kincey Ave. Suite 100
Huntersville, NC 28078
(704)875-9092

QUALITY CONTROL DATA

Project: CPC Huntersville/2020-L1-2448
Pace Project No.: 92544158

LABORATORY CONTROL SAMPLE: 3297961

Parameter	Units	Spike Conc.	LCS Result	LCS % Rec	% Rec Limits	Qualifiers
tert-Butylbenzene	ug/kg	1250	1080	86	67-130	
Tetrachloroethene	ug/kg	1250	1020	82	70-130	
Toluene	ug/kg	1250	1080	86	70-130	
trans-1,2-Dichloroethene	ug/kg	1250	1180	94	70-130	
trans-1,3-Dichloropropene	ug/kg	1250	1090	88	68-130	
Trichloroethene	ug/kg	1250	1120	90	70-130	
Trichlorofluoromethane	ug/kg	1250	1200	96	70-130	
Vinyl acetate	ug/kg	2500	2490	100	70-130	
Vinyl chloride	ug/kg	1250	1240	99	61-130	
Xylene (Total)	ug/kg	3750	3340	89	70-130	
1,2-Dichloroethane-d4 (S)	%			101	70-130	
4-Bromofluorobenzene (S)	%			100	69-134	
Toluene-d8 (S)	%			101	70-130	

MATRIX SPIKE SAMPLE: 3297963

Parameter	Units	92544143002 Result	Spike Conc.	MS Result	MS % Rec	% Rec Limits	Qualifiers
1,1,1,2-Tetrachloroethane	ug/kg	ND	593	561	94	70-131	
1,1,1-Trichloroethane	ug/kg	ND	593	559	94	65-133	
1,1,2,2-Tetrachloroethane	ug/kg	ND	593	517	87	66-130	
1,1,2-Trichloroethane	ug/kg	ND	593	511	86	66-133	
1,1-Dichloroethane	ug/kg	ND	593	593	100	65-130	
1,1-Dichloroethene	ug/kg	ND	593	649	109	10-158	
1,1-Dichloropropene	ug/kg	ND	593	616	104	68-133	
1,2,3-Trichlorobenzene	ug/kg	ND	593	639	108	27-138	
1,2,3-Trichloropropane	ug/kg	ND	593	524	88	67-130	
1,2,4-Trichlorobenzene	ug/kg	ND	593	626	105	51-134	
1,2,4-Trimethylbenzene	ug/kg	ND	593	603	102	63-136	
1,2-Dibromo-3-chloropropane	ug/kg	ND	593	500	84	32-130	
1,2-Dibromoethane (EDB)	ug/kg	ND	593	559	94	70-130	
1,2-Dichlorobenzene	ug/kg	ND	593	582	98	69-130	
1,2-Dichloroethane	ug/kg	ND	593	569	96	59-130	
1,2-Dichloropropane	ug/kg	ND	593	589	99	70-130	
1,3,5-Trimethylbenzene	ug/kg	ND	593	618	104	65-137	
1,3-Dichlorobenzene	ug/kg	ND	593	579	97	70-130	
1,3-Dichloropropane	ug/kg	ND	593	579	98	70-130	
1,4-Dichlorobenzene	ug/kg	ND	593	586	99	68-130	
2,2-Dichloropropane	ug/kg	ND	593	444	75	32-130	
2-Butanone (MEK)	ug/kg	ND	1190	1000	84	10-136	
2-Chlorotoluene	ug/kg	ND	593	622	105	69-141	
2-Hexanone	ug/kg	ND	1190	1040	88	10-144	
4-Chlorotoluene	ug/kg	ND	593	583	98	70-132	
4-Methyl-2-pentanone (MIBK)	ug/kg	ND	1190	1080	91	25-143	
Acetone	ug/kg	ND	1190	873	74	10-130	
Benzene	ug/kg	ND	593	577	97	67-130	

Results presented on this page are in the units indicated by the "Units" column except where an alternate unit is presented to the right of the result.

REPORT OF LABORATORY ANALYSIS

This report shall not be reproduced, except in full,
without the written consent of Pace Analytical Services, LLC.

Pace Analytical Services, LLC
9800 Kincey Ave. Suite 100
Huntersville, NC 28078
(704)875-9092

QUALITY CONTROL DATA

Project: CPC Huntersville/2020-L1-2448
Pace Project No.: 92544158

MATRIX SPIKE SAMPLE: 3297963

Parameter	Units	92544143002 Result	Spike Conc.	MS Result	MS % Rec	% Rec Limits	Qualifiers
Bromobenzene	ug/kg	ND	593	592	100	70-130	
Bromochloromethane	ug/kg	ND	593	531	90	69-134	
Bromodichloromethane	ug/kg	ND	593	508	85	64-130	
Bromoform	ug/kg	ND	593	486	82	62-130	
Bromomethane	ug/kg	ND	593	451	76	20-176	IK
Carbon tetrachloride	ug/kg	ND	593	578	97	65-140	
Chlorobenzene	ug/kg	ND	593	594	100	70-130	
Chloroethane	ug/kg	ND	593	198	33	10-130	
Chloroform	ug/kg	ND	593	614	103	63-130	
Chloromethane	ug/kg	ND	593	628	106	58-130	
cis-1,2-Dichloroethene	ug/kg	ND	593	595	100	66-130	
cis-1,3-Dichloropropene	ug/kg	ND	593	534	90	67-130	
Dibromochloromethane	ug/kg	ND	593	523	88	67-130	
Dibromomethane	ug/kg	ND	593	549	92	63-131	
Dichlorodifluoromethane	ug/kg	ND	593	643	108	44-180	v3
Diisopropyl ether	ug/kg	ND	593	555	93	63-130	
Ethylbenzene	ug/kg	ND	593	672	113	66-130	
Hexachloro-1,3-butadiene	ug/kg	ND	593	717	121	64-150	
Isopropylbenzene (Cumene)	ug/kg	ND	593	632	106	69-135	
m&p-Xylene	ug/kg	ND	1190	1240	104	60-133	
Methyl-tert-butyl ether	ug/kg	ND	593	532	90	65-130	
Methylene Chloride	ug/kg	ND	593	592	100	61-130	
n-Butylbenzene	ug/kg	ND	593	663	112	65-140	
n-Propylbenzene	ug/kg	ND	593	654	110	67-140	
Naphthalene	ug/kg	ND	593	583	98	15-145	
o-Xylene	ug/kg	ND	593	601	101	66-133	
p-Isopropyltoluene	ug/kg	ND	593	631	106	56-147	
sec-Butylbenzene	ug/kg	ND	593	644	108	65-139	
Styrene	ug/kg	ND	593	589	99	70-132	
tert-Butylbenzene	ug/kg	ND	593	616	104	62-135	
Tetrachloroethene	ug/kg	ND	593	563	95	70-135	
Toluene	ug/kg	ND	593	564	95	67-130	
trans-1,2-Dichloroethene	ug/kg	ND	593	612	103	69-130	
trans-1,3-Dichloropropene	ug/kg	ND	593	524	88	62-130	
Trichloroethene	ug/kg	ND	593	593	100	70-135	
Trichlorofluoromethane	ug/kg	ND	593	169	28	10-130	
Vinyl acetate	ug/kg	ND	1190	1150	97	53-130	
Vinyl chloride	ug/kg	ND	593	611	103	61-148	
Xylene (Total)	ug/kg	ND	1780	1840	103	63-132	
1,2-Dichloroethane-d4 (S)	%				112	70-130	
4-Bromofluorobenzene (S)	%				101	69-134	
Toluene-d8 (S)	%				99	70-130	

Results presented on this page are in the units indicated by the "Units" column except where an alternate unit is presented to the right of the result.

REPORT OF LABORATORY ANALYSIS

This report shall not be reproduced, except in full,
without the written consent of Pace Analytical Services, LLC.

Pace Analytical Services, LLC
9800 Kincey Ave. Suite 100
Huntersville, NC 28078
(704)875-9092

QUALITY CONTROL DATA

Project: CPC Huntersville/2020-L1-2448
Pace Project No.: 92544158

SAMPLE DUPLICATE: 3297962

Parameter	Units	92544143001 Result	Dup Result	RPD	Max RPD	Qualifiers
1,1,1,2-Tetrachloroethane	ug/kg	ND	ND		30	
1,1,1-Trichloroethane	ug/kg	ND	ND		30	
1,1,2,2-Tetrachloroethane	ug/kg	ND	ND		30	
1,1,2-Trichloroethane	ug/kg	ND	ND		30	
1,1-Dichloroethane	ug/kg	ND	ND		30	
1,1-Dichloroethene	ug/kg	ND	ND		30	
1,1-Dichloropropene	ug/kg	ND	ND		30	
1,2,3-Trichlorobenzene	ug/kg	ND	ND		30	
1,2,3-Trichloropropane	ug/kg	ND	ND		30	
1,2,4-Trichlorobenzene	ug/kg	ND	ND		30	
1,2,4-Trimethylbenzene	ug/kg	ND	ND		30	
1,2-Dibromo-3-chloropropane	ug/kg	ND	ND		30	
1,2-Dibromoethane (EDB)	ug/kg	ND	ND		30	
1,2-Dichlorobenzene	ug/kg	ND	ND		30	
1,2-Dichloroethane	ug/kg	ND	ND		30	
1,2-Dichloropropane	ug/kg	ND	ND		30	
1,3,5-Trimethylbenzene	ug/kg	ND	ND		30	
1,3-Dichlorobenzene	ug/kg	ND	ND		30	
1,3-Dichloropropane	ug/kg	ND	ND		30	
1,4-Dichlorobenzene	ug/kg	ND	ND		30	
2,2-Dichloropropane	ug/kg	ND	ND		30	
2-Butanone (MEK)	ug/kg	ND	ND		30	
2-Chlorotoluene	ug/kg	ND	ND		30	
2-Hexanone	ug/kg	ND	ND		30	
4-Chlorotoluene	ug/kg	ND	ND		30	
4-Methyl-2-pentanone (MIBK)	ug/kg	ND	ND		30	
Acetone	ug/kg	ND	ND		30	
Benzene	ug/kg	ND	ND		30	
Bromobenzene	ug/kg	ND	ND		30	
Bromochloromethane	ug/kg	ND	ND		30	
Bromodichloromethane	ug/kg	ND	ND		30	
Bromoform	ug/kg	ND	ND		30	
Bromomethane	ug/kg	ND	ND		30	IK
Carbon tetrachloride	ug/kg	ND	ND		30	
Chlorobenzene	ug/kg	ND	ND		30	
Chloroethane	ug/kg	ND	ND		30	
Chloroform	ug/kg	ND	ND		30	
Chloromethane	ug/kg	ND	ND		30	
cis-1,2-Dichloroethene	ug/kg	ND	ND		30	
cis-1,3-Dichloropropene	ug/kg	ND	ND		30	
Dibromochloromethane	ug/kg	ND	ND		30	
Dibromomethane	ug/kg	ND	ND		30	
Dichlorodifluoromethane	ug/kg	ND	ND		30	
Diisopropyl ether	ug/kg	ND	ND		30	
Ethylbenzene	ug/kg	ND	ND		30	
Hexachloro-1,3-butadiene	ug/kg	ND	ND		30	
Isopropylbenzene (Cumene)	ug/kg	ND	ND		30	

Results presented on this page are in the units indicated by the "Units" column except where an alternate unit is presented to the right of the result.

REPORT OF LABORATORY ANALYSIS

This report shall not be reproduced, except in full,
without the written consent of Pace Analytical Services, LLC.

Pace Analytical Services, LLC
9800 Kincey Ave. Suite 100
Huntersville, NC 28078
(704)875-9092

QUALITY CONTROL DATA

Project: CPC Huntersville/2020-L1-2448
Pace Project No.: 92544158

SAMPLE DUPLICATE: 3297962

Parameter	Units	92544143001 Result	Dup Result	RPD	Max RPD	Qualifiers
m&p-Xylene	ug/kg	ND	ND		30	
Methyl-tert-butyl ether	ug/kg	ND	ND		30	
Methylene Chloride	ug/kg	ND	ND		30	
n-Butylbenzene	ug/kg	ND	ND		30	
n-Propylbenzene	ug/kg	ND	ND		30	
Naphthalene	ug/kg	ND	ND		30	
o-Xylene	ug/kg	ND	ND		30	
p-Isopropyltoluene	ug/kg	ND	ND		30	
sec-Butylbenzene	ug/kg	ND	ND		30	
Styrene	ug/kg	ND	ND		30	
tert-Butylbenzene	ug/kg	ND	ND		30	
Tetrachloroethene	ug/kg	ND	ND		30	
Toluene	ug/kg	ND	3.9J		30	
trans-1,2-Dichloroethene	ug/kg	ND	ND		30	
trans-1,3-Dichloropropene	ug/kg	ND	ND		30	
Trichloroethene	ug/kg	ND	ND		30	
Trichlorofluoromethane	ug/kg	ND	ND		30	
Vinyl acetate	ug/kg	ND	ND		30	
Vinyl chloride	ug/kg	ND	ND		30	
Xylene (Total)	ug/kg	ND	ND		30	
1,2-Dichloroethane-d4 (S)	%	110	110			
4-Bromofluorobenzene (S)	%	100	101			
Toluene-d8 (S)	%	101	101			

Results presented on this page are in the units indicated by the "Units" column except where an alternate unit is presented to the right of the result.

REPORT OF LABORATORY ANALYSIS

This report shall not be reproduced, except in full,
without the written consent of Pace Analytical Services, LLC.

Pace Analytical Services, LLC
9800 Kincey Ave. Suite 100
Huntersville, NC 28078
(704)875-9092

QUALITY CONTROL DATA

Project: CPC Huntersville/2020-L1-2448
Pace Project No.: 92544158

QC Batch: 627604
QC Batch Method: EPA 5035A/5030B
Analysis Method: EPA 8260D
Analysis Description: 8260D 5035A 5030B
Laboratory: Pace Analytical Services - Charlotte
Associated Lab Samples: 92544158002, 92544158006, 92544158008

METHOD BLANK: 3299417 Matrix: Solid
Associated Lab Samples: 92544158002, 92544158006, 92544158008

Parameter	Units	Blank Result	Reporting Limit	MDL	Analyzed	Qualifiers
1,1,1,2-Tetrachloroethane	ug/kg	ND	5.0	1.9	06/16/21 17:31	
1,1,1-Trichloroethane	ug/kg	ND	5.0	2.6	06/16/21 17:31	
1,1,2,2-Tetrachloroethane	ug/kg	ND	5.0	1.3	06/16/21 17:31	
1,1,2-Trichloroethane	ug/kg	ND	5.0	1.7	06/16/21 17:31	
1,1-Dichloroethane	ug/kg	ND	5.0	2.1	06/16/21 17:31	
1,1-Dichloroethene	ug/kg	ND	5.0	2.1	06/16/21 17:31	
1,1-Dichloropropene	ug/kg	ND	5.0	2.4	06/16/21 17:31	
1,2,3-Trichlorobenzene	ug/kg	ND	5.0	4.0	06/16/21 17:31	
1,2,3-Trichloropropane	ug/kg	ND	5.0	2.5	06/16/21 17:31	
1,2,4-Trichlorobenzene	ug/kg	ND	5.0	4.2	06/16/21 17:31	
1,2,4-Trimethylbenzene	ug/kg	ND	5.0	1.4	06/16/21 17:31	
1,2-Dibromo-3-chloropropane	ug/kg	ND	5.0	1.9	06/16/21 17:31	
1,2-Dibromoethane (EDB)	ug/kg	ND	5.0	2.2	06/16/21 17:31	
1,2-Dichlorobenzene	ug/kg	ND	5.0	1.8	06/16/21 17:31	
1,2-Dichloroethane	ug/kg	ND	5.0	3.3	06/16/21 17:31	
1,2-Dichloropropane	ug/kg	ND	5.0	1.5	06/16/21 17:31	
1,3,5-Trimethylbenzene	ug/kg	ND	5.0	1.7	06/16/21 17:31	
1,3-Dichlorobenzene	ug/kg	ND	5.0	1.6	06/16/21 17:31	
1,3-Dichloropropane	ug/kg	ND	5.0	1.6	06/16/21 17:31	
1,4-Dichlorobenzene	ug/kg	ND	5.0	1.3	06/16/21 17:31	
2,2-Dichloropropane	ug/kg	ND	5.0	1.6	06/16/21 17:31	
2-Butanone (MEK)	ug/kg	ND	100	24.0	06/16/21 17:31	
2-Chlorotoluene	ug/kg	ND	5.0	1.8	06/16/21 17:31	
2-Hexanone	ug/kg	ND	50.0	4.8	06/16/21 17:31	
4-Chlorotoluene	ug/kg	ND	5.0	0.88	06/16/21 17:31	
4-Methyl-2-pentanone (MIBK)	ug/kg	ND	50.0	4.8	06/16/21 17:31	
Acetone	ug/kg	ND	100	32.1	06/16/21 17:31	
Benzene	ug/kg	ND	5.0	2.0	06/16/21 17:31	
Bromobenzene	ug/kg	ND	5.0	1.6	06/16/21 17:31	
Bromochloromethane	ug/kg	ND	5.0	1.5	06/16/21 17:31	
Bromodichloromethane	ug/kg	ND	5.0	1.9	06/16/21 17:31	
Bromoform	ug/kg	ND	5.0	1.8	06/16/21 17:31	
Bromomethane	ug/kg	ND	10.0	7.9	06/16/21 17:31	IK
Carbon tetrachloride	ug/kg	ND	5.0	1.9	06/16/21 17:31	
Chlorobenzene	ug/kg	ND	5.0	0.96	06/16/21 17:31	
Chloroethane	ug/kg	ND	10.0	3.9	06/16/21 17:31	
Chloroform	ug/kg	ND	5.0	3.0	06/16/21 17:31	
Chloromethane	ug/kg	ND	10.0	4.2	06/16/21 17:31	
cis-1,2-Dichloroethene	ug/kg	ND	5.0	1.7	06/16/21 17:31	
cis-1,3-Dichloropropene	ug/kg	ND	5.0	1.4	06/16/21 17:31	

Results presented on this page are in the units indicated by the "Units" column except where an alternate unit is presented to the right of the result.

REPORT OF LABORATORY ANALYSIS

This report shall not be reproduced, except in full,
without the written consent of Pace Analytical Services, LLC.

Pace Analytical Services, LLC
9800 Kincey Ave. Suite 100
Huntersville, NC 28078
(704)875-9092

QUALITY CONTROL DATA

Project: CPC Huntersville/2020-L1-2448
Pace Project No.: 92544158

METHOD BLANK: 3299417 Matrix: Solid
Associated Lab Samples: 92544158002, 92544158006, 92544158008

Parameter	Units	Blank Result	Reporting Limit	MDL	Analyzed	Qualifiers
Dibromochloromethane	ug/kg	ND	5.0	2.8	06/16/21 17:31	
Dibromomethane	ug/kg	ND	5.0	1.1	06/16/21 17:31	
Dichlorodifluoromethane	ug/kg	ND	10.0	2.2	06/16/21 17:31	v2
Diisopropyl ether	ug/kg	ND	5.0	1.4	06/16/21 17:31	
Ethylbenzene	ug/kg	ND	5.0	2.3	06/16/21 17:31	
Hexachloro-1,3-butadiene	ug/kg	ND	10.0	8.2	06/16/21 17:31	
Isopropylbenzene (Cumene)	ug/kg	ND	5.0	1.7	06/16/21 17:31	
m&p-Xylene	ug/kg	ND	10.0	3.4	06/16/21 17:31	
Methyl-tert-butyl ether	ug/kg	ND	5.0	1.9	06/16/21 17:31	
Methylene Chloride	ug/kg	ND	20.0	13.7	06/16/21 17:31	
n-Butylbenzene	ug/kg	ND	5.0	2.4	06/16/21 17:31	
n-Propylbenzene	ug/kg	ND	5.0	1.8	06/16/21 17:31	
Naphthalene	ug/kg	ND	5.0	2.6	06/16/21 17:31	
o-Xylene	ug/kg	ND	5.0	2.2	06/16/21 17:31	
p-Isopropyltoluene	ug/kg	ND	5.0	2.5	06/16/21 17:31	
sec-Butylbenzene	ug/kg	ND	5.0	2.2	06/16/21 17:31	
Styrene	ug/kg	ND	5.0	1.3	06/16/21 17:31	
tert-Butylbenzene	ug/kg	ND	5.0	1.8	06/16/21 17:31	
Tetrachloroethene	ug/kg	ND	5.0	1.6	06/16/21 17:31	
Toluene	ug/kg	ND	5.0	1.4	06/16/21 17:31	
trans-1,2-Dichloroethene	ug/kg	ND	5.0	1.8	06/16/21 17:31	
trans-1,3-Dichloropropene	ug/kg	ND	5.0	1.7	06/16/21 17:31	
Trichloroethene	ug/kg	ND	5.0	1.3	06/16/21 17:31	
Trichlorofluoromethane	ug/kg	ND	5.0	2.8	06/16/21 17:31	
Vinyl acetate	ug/kg	ND	50.0	3.6	06/16/21 17:31	
Vinyl chloride	ug/kg	ND	10.0	2.5	06/16/21 17:31	
Xylene (Total)	ug/kg	ND	10.0	2.8	06/16/21 17:31	
1,2-Dichloroethane-d4 (S)	%	113	70-130		06/16/21 17:31	
4-Bromofluorobenzene (S)	%	101	69-134		06/16/21 17:31	
Toluene-d8 (S)	%	100	70-130		06/16/21 17:31	

LABORATORY CONTROL SAMPLE: 3299418

Parameter	Units	Spike Conc.	LCS Result	LCS % Rec	% Rec Limits	Qualifiers
1,1,1,2-Tetrachloroethane	ug/kg	1250	1210	96	70-130	
1,1,1-Trichloroethane	ug/kg	1250	1160	92	70-130	
1,1,2,2-Tetrachloroethane	ug/kg	1250	1140	91	70-130	
1,1,2-Trichloroethane	ug/kg	1250	1150	92	70-130	
1,1-Dichloroethane	ug/kg	1250	1280	103	70-130	
1,1-Dichloroethene	ug/kg	1250	1320	106	70-130	
1,1-Dichloropropene	ug/kg	1250	1270	101	70-130	
1,2,3-Trichlorobenzene	ug/kg	1250	1250	100	65-130	
1,2,3-Trichloropropane	ug/kg	1250	1200	96	70-130	
1,2,4-Trichlorobenzene	ug/kg	1250	1240	99	68-130	

Results presented on this page are in the units indicated by the "Units" column except where an alternate unit is presented to the right of the result.

REPORT OF LABORATORY ANALYSIS

This report shall not be reproduced, except in full,
without the written consent of Pace Analytical Services, LLC.

Pace Analytical Services, LLC
9800 Kincey Ave. Suite 100
Huntersville, NC 28078
(704)875-9092

QUALITY CONTROL DATA

Project: CPC Huntersville/2020-L1-2448
Pace Project No.: 92544158

LABORATORY CONTROL SAMPLE: 3299418

Parameter	Units	Spike Conc.	LCS Result	LCS % Rec	% Rec Limits	Qualifiers
1,2,4-Trimethylbenzene	ug/kg	1250	1280	102	70-130	
1,2-Dibromo-3-chloropropane	ug/kg	1250	1200	96	70-130	
1,2-Dibromoethane (EDB)	ug/kg	1250	1200	96	70-130	
1,2-Dichlorobenzene	ug/kg	1250	1200	96	70-130	
1,2-Dichloroethane	ug/kg	1250	1220	98	63-130	
1,2-Dichloropropane	ug/kg	1250	1270	101	70-130	
1,3,5-Trimethylbenzene	ug/kg	1250	1240	100	70-130	
1,3-Dichlorobenzene	ug/kg	1250	1180	95	70-130	
1,3-Dichloropropane	ug/kg	1250	1220	98	70-130	
1,4-Dichlorobenzene	ug/kg	1250	1200	96	70-130	
2,2-Dichloropropane	ug/kg	1250	1200	96	66-130	
2-Butanone (MEK)	ug/kg	2500	2640	106	70-130	
2-Chlorotoluene	ug/kg	1250	1270	102	70-130	
2-Hexanone	ug/kg	2500	2560	103	70-130	
4-Chlorotoluene	ug/kg	1250	1200	96	70-130	
4-Methyl-2-pentanone (MIBK)	ug/kg	2500	2650	106	70-130	
Acetone	ug/kg	2500	2550	102	69-130	
Benzene	ug/kg	1250	1230	99	70-130	
Bromobenzene	ug/kg	1250	1250	100	70-130	
Bromochloromethane	ug/kg	1250	1270	102	70-130	
Bromodichloromethane	ug/kg	1250	1150	92	69-130	
Bromoform	ug/kg	1250	1150	92	70-130	
Bromomethane	ug/kg	1250	1760	141	52-130	IK,L1
Carbon tetrachloride	ug/kg	1250	1270	102	70-130	
Chlorobenzene	ug/kg	1250	1210	97	70-130	
Chloroethane	ug/kg	1250	1460	117	65-130	
Chloroform	ug/kg	1250	1350	108	70-130	
Chloromethane	ug/kg	1250	1220	98	55-130	
cis-1,2-Dichloroethene	ug/kg	1250	1270	101	70-130	
cis-1,3-Dichloropropene	ug/kg	1250	1250	100	70-130	
Dibromochloromethane	ug/kg	1250	1180	94	70-130	
Dibromomethane	ug/kg	1250	1240	99	70-130	
Dichlorodifluoromethane	ug/kg	1250	1350	108	45-156	v3
Diisopropyl ether	ug/kg	1250	1210	97	70-130	
Ethylbenzene	ug/kg	1250	1330	107	70-130	
Hexachloro-1,3-butadiene	ug/kg	1250	1400	112	66-130	
Isopropylbenzene (Cumene)	ug/kg	1250	1250	100	70-130	
m&p-Xylene	ug/kg	2500	2460	98	70-130	
Methyl-tert-butyl ether	ug/kg	1250	1180	95	70-130	
Methylene Chloride	ug/kg	1250	1360	109	65-130	
n-Butylbenzene	ug/kg	1250	1350	108	67-130	
n-Propylbenzene	ug/kg	1250	1320	106	70-130	
Naphthalene	ug/kg	1250	1190	95	70-130	
o-Xylene	ug/kg	1250	1220	98	70-130	
p-Isopropyltoluene	ug/kg	1250	1260	100	67-130	
sec-Butylbenzene	ug/kg	1250	1270	102	69-130	
Styrene	ug/kg	1250	1230	99	70-130	

Results presented on this page are in the units indicated by the "Units" column except where an alternate unit is presented to the right of the result.

REPORT OF LABORATORY ANALYSIS

This report shall not be reproduced, except in full,
without the written consent of Pace Analytical Services, LLC.

Pace Analytical Services, LLC
9800 Kincey Ave. Suite 100
Huntersville, NC 28078
(704)875-9092

QUALITY CONTROL DATA

Project: CPC Huntersville/2020-L1-2448
Pace Project No.: 92544158

LABORATORY CONTROL SAMPLE: 3299418

Parameter	Units	Spike Conc.	LCS Result	LCS % Rec	% Rec Limits	Qualifiers
tert-Butylbenzene	ug/kg	1250	1190	95	67-130	
Tetrachloroethene	ug/kg	1250	1130	91	70-130	
Toluene	ug/kg	1250	1200	96	70-130	
trans-1,2-Dichloroethene	ug/kg	1250	1310	105	70-130	
trans-1,3-Dichloropropene	ug/kg	1250	1260	101	68-130	
Trichloroethene	ug/kg	1250	1250	100	70-130	
Trichlorofluoromethane	ug/kg	1250	1320	106	70-130	
Vinyl acetate	ug/kg	2500	2840	113	70-130	
Vinyl chloride	ug/kg	1250	1360	109	61-130	
Xylene (Total)	ug/kg	3750	3680	98	70-130	
1,2-Dichloroethane-d4 (S)	%			101	70-130	
4-Bromofluorobenzene (S)	%			100	69-134	
Toluene-d8 (S)	%			102	70-130	

MATRIX SPIKE & MATRIX SPIKE DUPLICATE: 3299419 3299420

Parameter	Units	92544080020 Result	MS Spike Conc.	MSD Spike Conc.	MS Result	MSD Result	MS % Rec	MSD % Rec	% Rec Limits	RPD	Max RPD	Qual
1,1,1,2-Tetrachloroethane	ug/kg	ND	154000	154000	143000	150000	93	97	70-131	5	30	
1,1,1-Trichloroethane	ug/kg	ND	154000	154000	150000	153000	97	99	65-133	2	30	
1,1,2,2-Tetrachloroethane	ug/kg	ND	154000	154000	139000	144000	90	93	66-130	4	30	
1,1,2-Trichloroethane	ug/kg	ND	154000	154000	144000	147000	94	95	66-133	2	30	
1,1-Dichloroethane	ug/kg	ND	154000	154000	168000	170000	109	110	65-130	1	30	
1,1-Dichloroethene	ug/kg	ND	154000	154000	184000	184000	120	120	10-158	0	30	
1,1-Dichloropropene	ug/kg	ND	154000	154000	167000	166000	109	108	68-133	1	30	
1,2,3-Trichlorobenzene	ug/kg	ND	154000	154000	149000	150000	96	98	27-138	1	30	
1,2,3-Trichloropropane	ug/kg	ND	154000	154000	141000	146000	91	95	67-130	4	30	
1,2,4-Trichlorobenzene	ug/kg	ND	154000	154000	147000	151000	95	98	51-134	3	30	
1,2,4-Trimethylbenzene	ug/kg	563000	154000	154000	696000	700000	86	89	63-136	1	30	
1,2-Dibromo-3-chloropropane	ug/kg	ND	154000	154000	137000	145000	89	94	32-130	6	30	
1,2-Dibromoethane (EDB)	ug/kg	ND	154000	154000	143000	149000	93	97	70-130	5	30	
1,2-Dichlorobenzene	ug/kg	ND	154000	154000	149000	151000	97	98	69-130	1	30	
1,2-Dichloroethane	ug/kg	ND	154000	154000	155000	158000	101	102	59-130	2	30	
1,2-Dichloropropane	ug/kg	ND	154000	154000	162000	164000	105	106	70-130	1	30	
1,3,5-Trimethylbenzene	ug/kg	162000	154000	154000	303000	319000	91	102	65-137	5	30	
1,3-Dichlorobenzene	ug/kg	ND	154000	154000	146000	148000	95	96	70-130	2	30	
1,3-Dichloropropane	ug/kg	ND	154000	154000	149000	156000	97	101	70-130	5	30	
1,4-Dichlorobenzene	ug/kg	ND	154000	154000	148000	153000	96	99	68-130	3	30	
2,2-Dichloropropane	ug/kg	ND	154000	154000	127000	131000	82	85	32-130	3	30	v3
2-Butanone (MEK)	ug/kg	ND	309000	309000	349000	348000	113	113	10-136	0	30	
2-Chlorotoluene	ug/kg	ND	154000	154000	168000	176000	109	114	69-141	5	30	
2-Hexanone	ug/kg	ND	309000	309000	309000	321000	100	104	10-144	4	30	
4-Chlorotoluene	ug/kg	ND	154000	154000	154000	153000	100	99	70-132	1	30	
4-Methyl-2-pentanone (MIBK)	ug/kg	ND	309000	309000	337000	343000	109	111	25-143	2	30	

Results presented on this page are in the units indicated by the "Units" column except where an alternate unit is presented to the right of the result.

REPORT OF LABORATORY ANALYSIS

This report shall not be reproduced, except in full,
without the written consent of Pace Analytical Services, LLC.

Pace Analytical Services, LLC
9800 Kincey Ave. Suite 100
Huntersville, NC 28078
(704)875-9092

QUALITY CONTROL DATA

Project: CPC Huntersville/2020-L1-2448
Pace Project No.: 92544158

MATRIX SPIKE & MATRIX SPIKE DUPLICATE: 3299419 3299420

Parameter	Units	92544080020 Result	MS Spike Conc.	MSD Spike Conc.	MS Result	MSD Result	MS % Rec	MSD % Rec	% Rec Limits	RPD	Max RPD	Qual
Acetone	ug/kg	26600J	309000	309000	346000	357000	104	107	10-130	3	30	
Benzene	ug/kg	53500	154000	154000	212000	214000	103	104	67-130	1	30	
Bromobenzene	ug/kg	ND	154000	154000	153000	155000	99	101	70-130	2	30	
Bromochloromethane	ug/kg	ND	154000	154000	157000	161000	102	105	69-134	3	30	
Bromodichloromethane	ug/kg	ND	154000	154000	139000	142000	90	92	64-130	2	30	
Bromoform	ug/kg	ND	154000	154000	124000	130000	81	85	62-130	5	30	
Bromomethane	ug/kg	ND	154000	154000	188000	197000	122	128	20-176	5	30	IK
Carbon tetrachloride	ug/kg	ND	154000	154000	156000	159000	101	103	65-140	2	30	
Chlorobenzene	ug/kg	ND	154000	154000	151000	157000	98	102	70-130	3	30	
Chloroethane	ug/kg	ND	154000	154000	197000	199000	128	129	10-130	1	30	
Chloroform	ug/kg	ND	154000	154000	172000	172000	111	111	63-130	0	30	
Chloromethane	ug/kg	ND	154000	154000	168000	168000	109	109	58-130	0	30	
cis-1,2-Dichloroethene	ug/kg	ND	154000	154000	163000	167000	106	109	66-130	3	30	
cis-1,3-Dichloropropene	ug/kg	ND	154000	154000	150000	150000	98	97	67-130	0	30	
Dibromochloromethane	ug/kg	ND	154000	154000	136000	140000	88	91	67-130	3	30	
Dibromomethane	ug/kg	ND	154000	154000	147000	149000	95	96	63-131	1	30	
Dichlorodifluoromethane	ug/kg	ND	154000	154000	175000	175000	114	114	44-180	0	30	v3
Diisopropyl ether	ug/kg	ND	154000	154000	156000	157000	101	102	63-130	1	30	
Ethylbenzene	ug/kg	340000	154000	154000	488000	504000	96	106	66-130	3	30	
Hexachloro-1,3-butadiene	ug/kg	ND	154000	154000	162000	170000	105	110	64-150	5	30	
Isopropylbenzene (Cumene)	ug/kg	29500	154000	154000	183000	190000	100	104	69-135	3	30	
m&p-Xylene	ug/kg	1270000	309000	309000	1480000	1540000	67	86	60-133	4	30	
Methyl-tert-butyl ether	ug/kg	ND	154000	154000	146000	148000	95	96	65-130	1	30	
Methylene Chloride	ug/kg	ND	154000	154000	192000	194000	124	126	61-130	1	30	
n-Butylbenzene	ug/kg	26500	154000	154000	190000	196000	106	110	65-140	3	30	
n-Propylbenzene	ug/kg	ND	154000	154000	257000	263000	167	171	67-140	2	30	M1
Naphthalene	ug/kg	54100	154000	154000	197000	201000	93	95	15-145	2	30	
o-Xylene	ug/kg	501000	154000	154000	619000	647000	76	94	66-133	4	30	
p-Isopropyltoluene	ug/kg	25200	154000	154000	180000	183000	100	102	56-147	1	30	
sec-Butylbenzene	ug/kg	ND	154000	154000	170000	172000	110	112	65-139	1	30	
Styrene	ug/kg	ND	154000	154000	162000	168000	105	109	70-132	4	30	
tert-Butylbenzene	ug/kg	ND	154000	154000	150000	162000	97	105	62-135	8	30	
Tetrachloroethene	ug/kg	29600	154000	154000	164000	169000	87	90	70-135	3	30	
Toluene	ug/kg	1020000	154000	154000	1170000	1180000	92	103	67-130	1	30	
trans-1,2-Dichloroethene	ug/kg	ND	154000	154000	169000	173000	110	112	69-130	3	30	
trans-1,3-Dichloropropene	ug/kg	ND	154000	154000	146000	147000	94	95	62-130	1	30	
Trichloroethene	ug/kg	ND	154000	154000	157000	160000	102	104	70-135	2	30	
Trichlorofluoromethane	ug/kg	ND	154000	154000	173000	176000	112	114	10-130	2	30	
Vinyl acetate	ug/kg	ND	309000	309000	343000	349000	111	113	53-130	2	30	
Vinyl chloride	ug/kg	ND	154000	154000	185000	184000	120	119	61-148	1	30	
Xylene (Total)	ug/kg	1780000	462000	462000	2100000	2190000	70	89	63-132	4	30	
1,2-Dichloroethane-d4 (S)	%						107	106	70-130			
4-Bromofluorobenzene (S)	%						99	101	69-134			
Toluene-d8 (S)	%						100	101	70-130			

Results presented on this page are in the units indicated by the "Units" column except where an alternate unit is presented to the right of the result.

REPORT OF LABORATORY ANALYSIS

This report shall not be reproduced, except in full,
without the written consent of Pace Analytical Services, LLC.

Pace Analytical Services, LLC
9800 Kincey Ave. Suite 100
Huntersville, NC 28078
(704)875-9092

QUALITY CONTROL DATA

Project: CPC Huntersville/2020-L1-2448
Pace Project No.: 92544158

QC Batch: 627025
QC Batch Method: SW-846
Analysis Method: SW-846
Analysis Description: Dry Weight/Percent Moisture
Laboratory: Pace Analytical Services - Charlotte
Associated Lab Samples: 92544158001, 92544158002, 92544158003, 92544158004, 92544158005, 92544158006, 92544158007, 92544158008

SAMPLE DUPLICATE: 3296763

Parameter	Units	92544035003 Result	Dup Result	RPD	Max RPD	Qualifiers
Percent Moisture	%	21.4	22.8	6	25	N2

SAMPLE DUPLICATE: 3296764

Parameter	Units	92544158006 Result	Dup Result	RPD	Max RPD	Qualifiers
Percent Moisture	%	20.8	20.5	2	25	N2

Results presented on this page are in the units indicated by the "Units" column except where an alternate unit is presented to the right of the result.

REPORT OF LABORATORY ANALYSIS

This report shall not be reproduced, except in full,
without the written consent of Pace Analytical Services, LLC.

Pace Analytical Services, LLC
9800 Kincey Ave. Suite 100
Huntersville, NC 28078
(704)875-9092

QUALIFIERS

Project: CPC Huntersville/2020-L1-2448
Pace Project No.: 92544158

DEFINITIONS

DF - Dilution Factor, if reported, represents the factor applied to the reported data due to dilution of the sample aliquot.

ND - Not Detected at or above adjusted reporting limit.

TNTC - Too Numerous To Count

J - Estimated concentration above the adjusted method detection limit and below the adjusted reporting limit.

MDL - Adjusted Method Detection Limit.

PQL - Practical Quantitation Limit.

RL - Reporting Limit - The lowest concentration value that meets project requirements for quantitative data with known precision and bias for a specific analyte in a specific matrix.

S - Surrogate

1,2-Diphenylhydrazine decomposes to and cannot be separated from Azobenzene using Method 8270. The result for each analyte is a combined concentration.

Consistent with EPA guidelines, unrounded data are displayed and have been used to calculate % recovery and RPD values.

LCS(D) - Laboratory Control Sample (Duplicate)

MS(D) - Matrix Spike (Duplicate)

DUP - Sample Duplicate

RPD - Relative Percent Difference

NC - Not Calculable.

SG - Silica Gel - Clean-Up

U - Indicates the compound was analyzed for, but not detected.

Acid preservation may not be appropriate for 2 Chloroethylvinyl ether.

A separate vial preserved to a pH of 4-5 is recommended in SW846 Chapter 4 for the analysis of Acrolein and Acrylonitrile by EPA Method 8260.

N-Nitrosodiphenylamine decomposes and cannot be separated from Diphenylamine using Method 8270. The result reported for each analyte is a combined concentration.

Pace Analytical is TNI accredited. Contact your Pace PM for the current list of accredited analytes.

TNI - The NELAC Institute.

ANALYTE QUALIFIERS

C7	Analyte is a possible laboratory contaminant (not present in method blank).
IK	The recalculated concentration of the calibration standard(s) did not meet method acceptance criteria; this result should be considered an estimated value.
L1	Analyte recovery in the laboratory control sample (LCS) was above QC limits. Results for this analyte in associated samples may be biased high.
M1	Matrix spike recovery exceeded QC limits. Batch accepted based on laboratory control sample (LCS) recovery.
N2	The lab does not hold NELAC/TNI accreditation for this parameter but other accreditations/certifications may apply. A complete list of accreditations/certifications is available upon request.
v2	The continuing calibration verification was below the method acceptance limit. The analyte was not detected in the associated samples and the sensitivity of the instrument was verified with a reporting limit check standard.
v3	The continuing calibration verification was below the method acceptance limit. Any detection for the analyte in the associated samples may have low bias.

This report shall not be reproduced, except in full,
without the written consent of Pace Analytical Services, LLC.

Pace Analytical Services, LLC
9800 Kincey Ave. Suite 100
Huntersville, NC 28078
(704)875-9092

QUALITY CONTROL DATA CROSS REFERENCE TABLE

Project: CPC Huntersville/2020-L1-2448
Pace Project No.: 92544158

Lab ID	Sample ID	QC Batch Method	QC Batch	Analytical Method	Analytical Batch
92544158001	**BA5 (0-2')**	MADEP VPH	627893	MADEP VPH	627952
92544158002	**BA5 (10-12')**	MADEP VPH	628187	MADEP VPH	628219
92544158003	**AA2 (0-2')**	MADEP VPH	627893	MADEP VPH	627952
92544158004	**AA2 (16-18')**	MADEP VPH	627893	MADEP VPH	627952
92544158005	**AB2 (0-2')**	MADEP VPH	627893	MADEP VPH	627952
92544158006	**AB2 (20-22')**	MADEP VPH	628187	MADEP VPH	628219
92544158007	**AA3 (0-2')**	MADEP VPH	627893	MADEP VPH	627952
92544158008	**AA3 (12-14')**	MADEP VPH	627893	MADEP VPH	627952
92544158001	**BA5 (0-2')**	EPA 5035A/5030B	627304	EPA 8260D	627311
92544158002	**BA5 (10-12')**	EPA 5035A/5030B	627604	EPA 8260D	627633
92544158003	**AA2 (0-2')**	EPA 5035A/5030B	627304	EPA 8260D	627311
92544158004	**AA2 (16-18')**	EPA 5035A/5030B	627304	EPA 8260D	627311
92544158005	**AB2 (0-2')**	EPA 5035A/5030B	627304	EPA 8260D	627311
92544158006	**AB2 (20-22')**	EPA 5035A/5030B	627604	EPA 8260D	627633
92544158007	**AA3 (0-2')**	EPA 5035A/5030B	627304	EPA 8260D	627311
92544158008	**AA3 (12-14')**	EPA 5035A/5030B	627604	EPA 8260D	627633
92544158001	**BA5 (0-2')**	SW-846	627025		
92544158002	**BA5 (10-12')**	SW-846	627025		
92544158003	**AA2 (0-2')**	SW-846	627025		
92544158004	**AA2 (16-18')**	SW-846	627025		
92544158005	**AB2 (0-2')**	SW-846	627025		
92544158006	**AB2 (20-22')**	SW-846	627025		
92544158007	**AA3 (0-2')**	SW-846	627025		
92544158008	**AA3 (12-14')**	SW-846	627025		

This report shall not be reproduced, except in full,
without the written consent of Pace Analytical Services, LLC.

WO# : 92544158

92544158

CHAIN-OF-CUSTODY Analytical Request Document

Pace Analytical

Chain-of-Custody is a LEGAL DOCUMENT - Complete all relevent fields

LAB ... er Number or ... LY

Company: Apex Companies	Billing Information:
Address: 5900 Northwoods Bus. Pkwy Ste D	
Report To: Andrew Street	Email To: andrew.street@apexcos.com
Copy To:	Site Collection Info/Address: Huntersville - Concord Rd
Customer Project Name/Number: CPC Huntersville Site	State: NC County/City: Huntersville Time Zone Collected: [ ] PT [ ] MT [ ] CT [ ] ET
Phone: Email:	Site/Facility ID #:
Collected By (print): Gordon O'Toole Nia Watson	Purchase Order #: Quote #: 3020-L1-2248
Collected By (signature):	Turnaround Date Required: Normal TAT
Sample Disposal: [✓] Dispose as appropriate [ ] Return [ ] Archive: _____ [ ] Hold: _____	Rush: [ ] Same Day [ ] Next Day [ ] 2 Day [ ] 3 Day [ ] 4 Day [ ] 5 Day (Expedite Charges Apply)

Compliance Monitoring? [ ] Yes [✓] No

DW PWS ID #:

DW Location Code:

Immediately Packed on Ice: [✓] Yes [ ] No

Field Filtered (if applicable): [ ] Yes [✓] No

Analysis: _____

* Matrix Codes (Insert in Matrix box below): Drinking Water (DW), Ground Water (GW), Wastewater (WW), Product (P), Soil/Solid (SL), Oil (OL), Wipe (WP), Air (AR), Tissue (TS), Bioassay (B), Vapor (V), Other (OT)

Container Preservative Type **: 6 6

** Preservative Types: (1) nitric acid, (2) sulfuric acid, (3) hydrochloric acid, (4) sodium hydroxide, (5) zinc acetate, (6) methanol, (7) sodium bisulfate, (8) sodium thiosulfate, (9) hexane, (A) ascorbic acid, (B) ammonium sulfate, (C) ammonium hydroxide, (D) TSP, (U) Unpreserved, (O) Other _____

Lab Project Manager:

Analyses: VOCs by 8260D; MADEP VPH

Customer Sample ID	Matrix *	Comp / Grab	Collected (or Composite Start) Date	Collected (or Composite Start) Time	Composite End Date	Composite End Time	Res Cl	# of Ctns	VOCs by 8260D	MADEP VPH	Lab Sample # / Comments
BA5 (0-2')	SL	G	6/14/21	0945	—	—		3	X	X	001
BA5 (10-12')	SL	G		0955	—	—		3	X	X	002
AA2 (0-2')	SL	G		1140	—	—		3	X	X	003
AA2 (16-18')	SL	G		1150	—	—		3	X	X	004
AB2 (0-2')	SL	G		1405	—	—		3	X	X	005
AB2 (20-22')	SL	G		1415	—	—		3	X	X	006
AA3 (0-2')	SL	G		1520	—	—		3	X	X	007
AA3 (12-14')	SL	G		1530	—	—		3	X	X	008

Lab Profile/Line:

Lab Sample Receipt Checklist:

Custody Seals Present/Intact	Y N NA
Custody Signatures Present	Y N NA
Collector Signature Present	Y N NA
Bottles Intact	Y N NA
Correct Bottles	Y N NA
Sufficient Volume	Y N NA
Samples Received on Ice	Y N NA
VOA - Headspace Acceptable	Y N NA
USDA Regulated Soils	Y N NA
Samples in Holding Time	Y N NA
Residual Chlorine Present	Y N NA
Cl Strips: _____	
Sample pH Acceptable	Y N NA
pH Strips: _____	
Sulfide Present	Y N NA
Lead Acetate Strips: _____	

LAB USE ONLY:

Lab Sample # / Comments: 92544158

Customer Remarks / Special Conditions / Possible Hazards:

Type of Ice Used: (Wet) Blue Dry None

Packing Material Used:

Radchem sample(s) screened (<500 cpm): Y N (NA)

SHORT HOLDS PRESENT (<72 hours): Y (N) N/A

Lab Tracking #: 2632369

Samples received via: FEDEX UPS (Client) Courier Pace Courier

Lab Sample Temperature Info:

Temp Blank Received: Y (N) NA

Therm ID#: 98T064

Cooler 1 Temp Upon Receipt: 11.3 oC

Cooler 1 Therm Corr. Factor: -.1 oC

Cooler 1 Corrected Temp: 11.2 oC

Comments:

Relinquished by/Company: (Signature)	Date/Time:	Received by/Company: (Signature) PACE HVR	Date/Time: 6/14/21 1626
Relinquished by/Company: (Signature)	Date/Time:	Received by/Company: (Signature)	Date/Time:
Relinquished by/Company: (Signature)	Date/Time:	Received by/Company: (Signature)	Date/Time:

MTJL LAB USE ONLY

Table #:

Acctnum:

Template:

Prelogin:

PM:

PB:

Trip Blank Received: Y (N) NA

HCL MeOH TSP Other

Non Conformance(s): YES / (NO)

Page: _____ of: _____

Pace Analytical®	Document Name: Sample Condition Upon Receipt(SCUR)	Document Revised: October 28, 2020 Page 2 of 2
	Document No.: F-CAR-CS-033-Rev.07	Issuing Authority: Pace Carolinas Quality Office

***Check mark top half of box if pH and/or dechlorination is verified and within the acceptance range for preservation samples.**

Exceptions: VOA, Coliform, TOC, Oil and Grease, DRO/8015 (water) DOC, LLHg

****Bottom half of box is to list number of bottles**

Project # **WO# : 92544158**

PM: AMB Due Date: 06/21/21

CLIENT: 92-APEX MOOR

Item#	BP4U-125 mL Plastic Unpreserved (N/A) (Cl-)	BP3U-250 mL Plastic Unpreserved (N/A)	BP2U-500 mL Plastic Unpreserved (N/A)	BP1U-1 liter Plastic Unpreserved (N/A)	BP4S-125 mL Plastic H2SO4 (pH < 2) (Cl-)	BP3N-250 mL plastic HNO3 (pH < 2)	BP4Z-125 mL Plastic ZN Acetate & NaOH (>9)	BP4C-125 mL Plastic NaOH (pH > 12) (Cl-)	WGFU-Wide-mouthed Glass jar Unpreserved	AG1U-1 liter Amber Unpreserved (N/A) (Cl-)	AG1H-1 liter Amber HCl (pH < 2)	AG3U-250 mL Amber Unpreserved (N/A) (Cl-)	AG1S-1 liter Amber H2SO4 (pH < 2)	AG3S-250 mL Amber H2SO4 (pH < 2)	AG3A(DG3A)-250 mL Amber NH4Cl (N/A)(Cl-)	DG9H-40 mL VOA HCl (N/A)	VG9T-40 mL VOA Na2S2O3 (N/A)	VG9U-40 mL VOA Unp (N/A)	DG9P-40 mL VOA H3PO4 (N/A)	VOAK (6 vials per kit)-5035 kit (N/A)	VGK (3 vials per kit)-VPH/Gas kit (N/A)	SP5T-125 mL Sterile Plastic (N/A – lab)	SP2T-250 mL Sterile Plastic (N/A – lab)		BP3A-250 mL Plastic (NH2)2SO4 (9.3-9.7)	AG0U-100 mL Amber Unpreserved vials (N/A)	VSGU-20 mL Scintillation vials (N/A)	DG9U-40 mL Amber Unpreserved vials (N/A)
1																						3							
2																						3							
3																						3							
4																						3							
5																						3							
6																						3							
7																						3							
8																						3							
9																													
10																													
11																													
12																													

pH Adjustment Log for Preserved Samples

Sample ID	Type of Preservative	pH upon receipt	Date preservation adjusted	Time preservation adjusted	Amount of Preservative added	Lot #

Note: Whenever there is a discrepancy affecting North Carolina compliance samples, a copy of this form will be sent to the North Carolina DEHNR Certification Office (i.e. Out of hold, incorrect preservative, out of temp, incorrect containers.

Pace Analytical Services, LLC
9800 Kincey Ave. Suite 100
Huntersville, NC 28078
(704)875-9092

June 25, 2021

Andrew Street
Apex Companies - NC
5900 Northwoods Business Pkwy
Suite 5900-0
Charlotte, NC 28269

RE: Project: 2020-L1-2248
Pace Project No.: 92544467

Dear Andrew Street:

Enclosed are the analytical results for sample(s) received by the laboratory on June 15, 2021. The results relate only to the samples included in this report. Results reported herein conform to the applicable TNI/NELAC Standards and the laboratory's Quality Manual, where applicable, unless otherwise noted in the body of the report.

The test results provided in this final report were generated by each of the following laboratories within the Pace Network:

- Pace Analytical Services - Charlotte

If you have any questions concerning this report, please feel free to contact me.

Sincerely,

Angela M. Baioni

Angela Baioni
angela.baioni@pacelabs.com
(704)875-9092
Project Manager

Enclosures

cc: J Culbreath, Colonial Pipeline Company
Naomi Fretz, APEX Companies, LLC
Robert Hughes, Colonial Pipeline
Cameron Lee, Montrose-EPS
Jamie Moran, APEX Companies, LLC
Jeff Morrison, Colonial Pipeline Company
Tom Naumann, APEX Companies - NC
Joe Nicolette, Montrose-EPS
Christopher Schultz, Apex Companies
Matt Teixeira, Apex Companies, LLC
Michael Verdon, Colonial Pipeline Company
JM Wyatt, Colonial Pipeline Company

REPORT OF LABORATORY ANALYSIS

This report shall not be reproduced, except in full,
without the written consent of Pace Analytical Services, LLC.

Pace Analytical Services, LLC
9800 Kincey Ave. Suite 100
Huntersville, NC 28078
(704)875-9092

CERTIFICATIONS

Project: 2020-L1-2248
Pace Project No.: 92544467

Pace Analytical Services Charlotte
9800 Kincey Ave. Ste 100, Huntersville, NC 28078
Louisiana/NELAP Certification # LA170028
North Carolina Drinking Water Certification #: 37706
North Carolina Field Services Certification #: 5342
North Carolina Wastewater Certification #: 12
South Carolina Certification #: 99006001
Florida/NELAP Certification #: E87627
Kentucky UST Certification #: 84
Virginia/VELAP Certification #: 460221

REPORT OF LABORATORY ANALYSIS

This report shall not be reproduced, except in full,
without the written consent of Pace Analytical Services, LLC.

Pace Analytical Services, LLC
9800 Kincey Ave. Suite 100
Huntersville, NC 28078
(704)875-9092

SAMPLE SUMMARY

Project: 2020-L1-2248
Pace Project No.: 92544467

Lab ID	Sample ID	Matrix	Date Collected	Date Received
92544467001	**AA4 (0-2')**	Solid	06/15/21 09:10	06/15/21 17:00
92544467002	**AA4 (10-12')**	Solid	06/15/21 09:15	06/15/21 17:00
92544467003	**AB3 (0-2')**	Solid	06/15/21 10:00	06/15/21 17:00
92544467004	**AB3 (22-24')**	Solid	06/15/21 10:05	06/15/21 17:00
92544467005	**AB4 (0-2')**	Solid	06/15/21 11:15	06/15/21 17:00
92544467006	**AB4 (14-16')**	Solid	06/15/21 11:10	06/15/21 17:00
92544467007	**AA5 (0-2')**	Solid	06/15/21 14:10	06/15/21 17:00
92544467008	**AA5 (6-8')**	Solid	06/15/21 14:15	06/15/21 17:00
92544467009	**AB5 (0-2')**	Solid	06/15/21 15:45	06/15/21 17:00
92544467010	**AB5 (2-4')**	Solid	06/15/21 15:40	06/15/21 17:00
92544467011	**AA5 (18-20')**	Solid	06/15/21 14:25	06/15/21 17:00

This report shall not be reproduced, except in full,
without the written consent of Pace Analytical Services, LLC.

Pace Analytical Services, LLC
9800 Kincey Ave. Suite 100
Huntersville, NC 28078
(704)875-9092

SAMPLE ANALYTE COUNT

Project: 2020-L1-2248
Pace Project No.: 92544467

Lab ID	Sample ID	Method	Analysts	Analytes Reported	Laboratory
92544467001	**AA4 (0-2')**	MADEP VPH	MAD	7	PASI-C
		EPA 8260D	LMB	70	PASI-C
		SW-846	KDF	1	PASI-C
92544467002	**AA4 (10-12')**	MADEP VPH	MAD	7	PASI-C
		EPA 8260D	LMB	70	PASI-C
		SW-846	KDF	1	PASI-C
92544467003	**AB3 (0-2')**	MADEP VPH	MAD	7	PASI-C
		EPA 8260D	LMB	70	PASI-C
		SW-846	KDF	1	PASI-C
92544467004	**AB3 (22-24')**	MADEP VPH	MAD	7	PASI-C
		EPA 8260D	LMB	70	PASI-C
		SW-846	KDF	1	PASI-C
92544467005	**AB4 (0-2')**	MADEP VPH	MAD	7	PASI-C
		EPA 8260D	LMB	70	PASI-C
		SW-846	KDF	1	PASI-C
92544467006	**AB4 (14-16')**	MADEP VPH	MAD	7	PASI-C
		EPA 8260D	LMB	70	PASI-C
		SW-846	KDF	1	PASI-C
92544467007	**AA5 (0-2')**	MADEP VPH	MAD	7	PASI-C
		EPA 8260D	LMB	70	PASI-C
		SW-846	KDF	1	PASI-C
92544467008	**AA5 (6-8')**	MADEP VPH	MAD	7	PASI-C
		EPA 8260D	LMB	70	PASI-C
		SW-846	KDF	1	PASI-C
92544467009	**AB5 (0-2')**	MADEP VPH	MAD	7	PASI-C
		EPA 8260D	LMB	70	PASI-C
		SW-846	KDF	1	PASI-C
92544467010	**AB5 (2-4')**	MADEP VPH	MAD	7	PASI-C
		EPA 8260D	LMB	70	PASI-C
		SW-846	KDF	1	PASI-C
92544467011	**AA5 (18-20')**	MADEP VPH	MAD	7	PASI-C
		EPA 8260D	LMB	70	PASI-C
		SW-846	KDF	1	PASI-C

PASI-C = Pace Analytical Services - Charlotte

This report shall not be reproduced, except in full,
without the written consent of Pace Analytical Services, LLC.

Pace Analytical Services, LLC
9800 Kincey Ave. Suite 100
Huntersville, NC 28078
(704)875-9092

ANALYTICAL RESULTS

Project: 2020-L1-2248
Pace Project No.: 92544467

Sample: AA4 (0-2') **Lab ID: 92544467001** Collected: 06/15/21 09:10 Received: 06/15/21 17:00 Matrix: Solid

Results reported on a "dry weight" basis and are adjusted for percent moisture, sample size and any dilutions.

Parameters	Results	Units	Report Limit	MDL	DF	Prepared	Analyzed	CAS No.	Qual
VPH NC Soil	Analytical Method: MADEP VPH Preparation Method: MADEP VPH Pace Analytical Services - Charlotte								
Total VPH (C5-C12)	**33.1**	mg/kg	3.6	3.6	1	06/17/21 14:02	06/18/21 04:20		N2
Aliphatic (C05-C08)	**21.0**	mg/kg	3.6	3.6	1	06/17/21 14:02	06/18/21 04:20		N2
Aliphatic (C09-C12)	**12.1**	mg/kg	3.6	3.6	1	06/17/21 14:02	06/18/21 04:20		N2
Aliphatic(C09-C12) Adjusted	**11.0**	mg/kg	3.6	3.6	1	06/17/21 14:02	06/18/21 04:20		N2
Aromatic (C09-C10)	ND	mg/kg	3.6	3.6	1	06/17/21 14:02	06/18/21 04:20		N2
Surrogates									
4-Bromofluorobenzene (FID) (S)	112	%	70-130		1	06/17/21 14:02	06/18/21 04:20	460-00-4	
4-Bromofluorobenzene (PID) (S)	107	%	70-130		1	06/17/21 14:02	06/18/21 04:20	460-00-4	
8260D/5035A/5030B Volatiles	Analytical Method: EPA 8260D Preparation Method: EPA 5035A/5030B Pace Analytical Services - Charlotte								
Acetone	**1160**	ug/kg	141	45.3	1	06/15/21 17:28	06/15/21 20:10	67-64-1	
Benzene	**275**	ug/kg	7.1	2.8	1	06/15/21 17:28	06/15/21 20:10	71-43-2	
Bromobenzene	ND	ug/kg	7.1	2.3	1	06/15/21 17:28	06/15/21 20:10	108-86-1	
Bromochloromethane	ND	ug/kg	7.1	2.1	1	06/15/21 17:28	06/15/21 20:10	74-97-5	
Bromodichloromethane	ND	ug/kg	7.1	2.7	1	06/15/21 17:28	06/15/21 20:10	75-27-4	
Bromoform	ND	ug/kg	7.1	2.5	1	06/15/21 17:28	06/15/21 20:10	75-25-2	
Bromomethane	ND	ug/kg	14.1	11.1	1	06/15/21 17:28	06/15/21 20:10	74-83-9	IK,v1
2-Butanone (MEK)	ND	ug/kg	141	33.8	1	06/15/21 17:28	06/15/21 20:10	78-93-3	
n-Butylbenzene	ND	ug/kg	7.1	3.3	1	06/15/21 17:28	06/15/21 20:10	104-51-8	
sec-Butylbenzene	ND	ug/kg	7.1	3.1	1	06/15/21 17:28	06/15/21 20:10	135-98-8	
tert-Butylbenzene	ND	ug/kg	7.1	2.5	1	06/15/21 17:28	06/15/21 20:10	98-06-6	
Carbon tetrachloride	ND	ug/kg	7.1	2.6	1	06/15/21 17:28	06/15/21 20:10	56-23-5	
Chlorobenzene	ND	ug/kg	7.1	1.4	1	06/15/21 17:28	06/15/21 20:10	108-90-7	
Chloroethane	ND	ug/kg	14.1	5.4	1	06/15/21 17:28	06/15/21 20:10	75-00-3	
Chloroform	ND	ug/kg	7.1	4.3	1	06/15/21 17:28	06/15/21 20:10	67-66-3	
Chloromethane	ND	ug/kg	14.1	5.9	1	06/15/21 17:28	06/15/21 20:10	74-87-3	
2-Chlorotoluene	ND	ug/kg	7.1	2.5	1	06/15/21 17:28	06/15/21 20:10	95-49-8	
4-Chlorotoluene	ND	ug/kg	7.1	1.2	1	06/15/21 17:28	06/15/21 20:10	106-43-4	
1,2-Dibromo-3-chloropropane	ND	ug/kg	7.1	2.7	1	06/15/21 17:28	06/15/21 20:10	96-12-8	
Dibromochloromethane	ND	ug/kg	7.1	4.0	1	06/15/21 17:28	06/15/21 20:10	124-48-1	
1,2-Dibromoethane (EDB)	ND	ug/kg	7.1	3.1	1	06/15/21 17:28	06/15/21 20:10	106-93-4	
Dibromomethane	ND	ug/kg	7.1	1.5	1	06/15/21 17:28	06/15/21 20:10	74-95-3	
1,2-Dichlorobenzene	ND	ug/kg	7.1	2.5	1	06/15/21 17:28	06/15/21 20:10	95-50-1	
1,3-Dichlorobenzene	ND	ug/kg	7.1	2.2	1	06/15/21 17:28	06/15/21 20:10	541-73-1	
1,4-Dichlorobenzene	ND	ug/kg	7.1	1.8	1	06/15/21 17:28	06/15/21 20:10	106-46-7	
Dichlorodifluoromethane	ND	ug/kg	14.1	3.1	1	06/15/21 17:28	06/15/21 20:10	75-71-8	
1,1-Dichloroethane	ND	ug/kg	7.1	2.9	1	06/15/21 17:28	06/15/21 20:10	75-34-3	
1,2-Dichloroethane	ND	ug/kg	7.1	4.7	1	06/15/21 17:28	06/15/21 20:10	107-06-2	
1,1-Dichloroethene	ND	ug/kg	7.1	2.9	1	06/15/21 17:28	06/15/21 20:10	75-35-4	
cis-1,2-Dichloroethene	ND	ug/kg	7.1	2.4	1	06/15/21 17:28	06/15/21 20:10	156-59-2	
trans-1,2-Dichloroethene	ND	ug/kg	7.1	2.5	1	06/15/21 17:28	06/15/21 20:10	156-60-5	
1,2-Dichloropropane	ND	ug/kg	7.1	2.1	1	06/15/21 17:28	06/15/21 20:10	78-87-5	
1,3-Dichloropropane	ND	ug/kg	7.1	2.2	1	06/15/21 17:28	06/15/21 20:10	142-28-9	

REPORT OF LABORATORY ANALYSIS

This report shall not be reproduced, except in full,
without the written consent of Pace Analytical Services, LLC.

Pace Analytical Services, LLC
9800 Kincey Ave. Suite 100
Huntersville, NC 28078
(704)875-9092

ANALYTICAL RESULTS

Project: 2020-L1-2248
Pace Project No.: 92544467

Sample: AA4 (0-2') **Lab ID: 92544467001** Collected: 06/15/21 09:10 Received: 06/15/21 17:00 Matrix: Solid

Results reported on a "dry weight" basis and are adjusted for percent moisture, sample size and any dilutions.

Parameters	Results	Units	Report Limit	MDL	DF	Prepared	Analyzed	CAS No.	Qual
8260D/5035A/5030B Volatiles	Analytical Method: EPA 8260D Preparation Method: EPA 5035A/5030B Pace Analytical Services - Charlotte								
2,2-Dichloropropane	ND	ug/kg	7.1	2.3	1	06/15/21 17:28	06/15/21 20:10	594-20-7	
1,1-Dichloropropene	ND	ug/kg	7.1	3.4	1	06/15/21 17:28	06/15/21 20:10	563-58-6	
cis-1,3-Dichloropropene	ND	ug/kg	7.1	1.9	1	06/15/21 17:28	06/15/21 20:10	10061-01-5	
trans-1,3-Dichloropropene	ND	ug/kg	7.1	2.4	1	06/15/21 17:28	06/15/21 20:10	10061-02-6	
Diisopropyl ether	**17.1**	ug/kg	7.1	1.9	1	06/15/21 17:28	06/15/21 20:10	108-20-3	
Ethylbenzene	**182**	ug/kg	7.1	3.3	1	06/15/21 17:28	06/15/21 20:10	100-41-4	
Hexachloro-1,3-butadiene	ND	ug/kg	14.1	11.5	1	06/15/21 17:28	06/15/21 20:10	87-68-3	
2-Hexanone	ND	ug/kg	70.5	6.8	1	06/15/21 17:28	06/15/21 20:10	591-78-6	
Isopropylbenzene (Cumene)	**19.6**	ug/kg	7.1	2.4	1	06/15/21 17:28	06/15/21 20:10	98-82-8	
p-Isopropyltoluene	**45.7**	ug/kg	7.1	3.5	1	06/15/21 17:28	06/15/21 20:10	99-87-6	
Methylene Chloride	ND	ug/kg	28.2	19.3	1	06/15/21 17:28	06/15/21 20:10	75-09-2	
4-Methyl-2-pentanone (MIBK)	ND	ug/kg	70.5	6.8	1	06/15/21 17:28	06/15/21 20:10	108-10-1	
Methyl-tert-butyl ether	ND	ug/kg	7.1	2.6	1	06/15/21 17:28	06/15/21 20:10	1634-04-4	
Naphthalene	ND	ug/kg	7.1	3.7	1	06/15/21 17:28	06/15/21 20:10	91-20-3	
n-Propylbenzene	ND	ug/kg	7.1	2.5	1	06/15/21 17:28	06/15/21 20:10	103-65-1	
Styrene	ND	ug/kg	7.1	1.9	1	06/15/21 17:28	06/15/21 20:10	100-42-5	
1,1,1,2-Tetrachloroethane	ND	ug/kg	7.1	2.7	1	06/15/21 17:28	06/15/21 20:10	630-20-6	
1,1,2,2-Tetrachloroethane	ND	ug/kg	7.1	1.9	1	06/15/21 17:28	06/15/21 20:10	79-34-5	
Tetrachloroethene	ND	ug/kg	7.1	2.2	1	06/15/21 17:28	06/15/21 20:10	127-18-4	
Toluene	**679**	ug/kg	7.1	2.0	1	06/15/21 17:28	06/15/21 20:10	108-88-3	
1,2,3-Trichlorobenzene	ND	ug/kg	7.1	5.7	1	06/15/21 17:28	06/15/21 20:10	87-61-6	
1,2,4-Trichlorobenzene	ND	ug/kg	7.1	5.9	1	06/15/21 17:28	06/15/21 20:10	120-82-1	
1,1,1-Trichloroethane	ND	ug/kg	7.1	3.7	1	06/15/21 17:28	06/15/21 20:10	71-55-6	
1,1,2-Trichloroethane	ND	ug/kg	7.1	2.3	1	06/15/21 17:28	06/15/21 20:10	79-00-5	
Trichloroethene	ND	ug/kg	7.1	1.8	1	06/15/21 17:28	06/15/21 20:10	79-01-6	
Trichlorofluoromethane	ND	ug/kg	7.1	3.9	1	06/15/21 17:28	06/15/21 20:10	75-69-4	
1,2,3-Trichloropropane	ND	ug/kg	7.1	3.6	1	06/15/21 17:28	06/15/21 20:10	96-18-4	
1,2,4-Trimethylbenzene	**125**	ug/kg	7.1	1.9	1	06/15/21 17:28	06/15/21 20:10	95-63-6	
1,3,5-Trimethylbenzene	**52.9**	ug/kg	7.1	2.4	1	06/15/21 17:28	06/15/21 20:10	108-67-8	
Vinyl acetate	ND	ug/kg	70.5	5.1	1	06/15/21 17:28	06/15/21 20:10	108-05-4	
Vinyl chloride	ND	ug/kg	14.1	3.6	1	06/15/21 17:28	06/15/21 20:10	75-01-4	
Xylene (Total)	**1380**	ug/kg	14.1	4.0	1	06/15/21 17:28	06/15/21 20:10	1330-20-7	
m&p-Xylene	**920**	ug/kg	14.1	4.8	1	06/15/21 17:28	06/15/21 20:10	179601-23-1	
o-Xylene	**460**	ug/kg	7.1	3.1	1	06/15/21 17:28	06/15/21 20:10	95-47-6	
Surrogates									
Toluene-d8 (S)	102	%	70-130		1	06/15/21 17:28	06/15/21 20:10	2037-26-5	
4-Bromofluorobenzene (S)	100	%	69-134		1	06/15/21 17:28	06/15/21 20:10	460-00-4	
1,2-Dichloroethane-d4 (S)	110	%	70-130		1	06/15/21 17:28	06/15/21 20:10	17060-07-0	
Percent Moisture	Analytical Method: SW-846 Pace Analytical Services - Charlotte								
Percent Moisture	**22.0**	%	0.10	0.10	1		06/15/21 17:39		N2

REPORT OF LABORATORY ANALYSIS

This report shall not be reproduced, except in full,
without the written consent of Pace Analytical Services, LLC.

Pace Analytical Services, LLC
9800 Kincey Ave. Suite 100
Huntersville, NC 28078
(704)875-9092

ANALYTICAL RESULTS

Project: 2020-L1-2248
Pace Project No.: 92544467

Sample: AA4 (10-12') **Lab ID: 92544467002** Collected: 06/15/21 09:15 Received: 06/15/21 17:00 Matrix: Solid

Results reported on a "dry weight" basis and are adjusted for percent moisture, sample size and any dilutions.

Parameters	Results	Units	Report Limit	MDL	DF	Prepared	Analyzed	CAS No.	Qual
VPH NC Soil	Analytical Method: MADEP VPH Preparation Method: MADEP VPH Pace Analytical Services - Charlotte								
Total VPH (C5-C12)	**9410**	mg/kg	95.6	95.6	25	06/18/21 13:04	06/24/21 03:31		N2
Aliphatic (C05-C08)	**5610**	mg/kg	95.6	95.6	25	06/18/21 13:04	06/24/21 03:31		N2
Aliphatic (C09-C12)	**3800**	mg/kg	95.6	95.6	25	06/18/21 13:04	06/24/21 03:31		N2
Aliphatic(C09-C12) Adjusted	**2410**	mg/kg	95.6	95.6	25	06/18/21 13:04	06/24/21 03:31		N2
Aromatic (C09-C10)	**1390**	mg/kg	95.6	95.6	25	06/18/21 13:04	06/24/21 03:31		N2
Surrogates									
4-Bromofluorobenzene (FID) (S)	103	%	70-130		25	06/18/21 13:04	06/24/21 03:31	460-00-4	
4-Bromofluorobenzene (PID) (S)	99	%	70-130		25	06/18/21 13:04	06/24/21 03:31	460-00-4	
8260D/5035A/5030B Volatiles	Analytical Method: EPA 8260D Preparation Method: EPA 5035A/5030B Pace Analytical Services - Charlotte								
Acetone	**12000J**	ug/kg	18300	5890	100	06/15/21 17:57	06/16/21 11:52	67-64-1	
Benzene	**33600**	ug/kg	917	365	100	06/15/21 17:57	06/16/21 11:52	71-43-2	
Bromobenzene	ND	ug/kg	917	299	100	06/15/21 17:57	06/16/21 11:52	108-86-1	
Bromochloromethane	ND	ug/kg	917	272	100	06/15/21 17:57	06/16/21 11:52	74-97-5	
Bromodichloromethane	ND	ug/kg	917	354	100	06/15/21 17:57	06/16/21 11:52	75-27-4	
Bromoform	ND	ug/kg	917	323	100	06/15/21 17:57	06/16/21 11:52	75-25-2	
Bromomethane	ND	ug/kg	1830	1450	100	06/15/21 17:57	06/16/21 11:52	74-83-9	IK,L1
2-Butanone (MEK)	ND	ug/kg	18300	4400	100	06/15/21 17:57	06/16/21 11:52	78-93-3	
n-Butylbenzene	**15800**	ug/kg	917	433	100	06/15/21 17:57	06/16/21 11:52	104-51-8	
sec-Butylbenzene	ND	ug/kg	917	404	100	06/15/21 17:57	06/16/21 11:52	135-98-8	
tert-Butylbenzene	ND	ug/kg	917	327	100	06/15/21 17:57	06/16/21 11:52	98-06-6	
Carbon tetrachloride	ND	ug/kg	917	343	100	06/15/21 17:57	06/16/21 11:52	56-23-5	
Chlorobenzene	ND	ug/kg	917	176	100	06/15/21 17:57	06/16/21 11:52	108-90-7	
Chloroethane	ND	ug/kg	1830	708	100	06/15/21 17:57	06/16/21 11:52	75-00-3	
Chloroform	ND	ug/kg	917	558	100	06/15/21 17:57	06/16/21 11:52	67-66-3	
Chloromethane	ND	ug/kg	1830	770	100	06/15/21 17:57	06/16/21 11:52	74-87-3	
2-Chlorotoluene	ND	ug/kg	917	325	100	06/15/21 17:57	06/16/21 11:52	95-49-8	
4-Chlorotoluene	ND	ug/kg	917	162	100	06/15/21 17:57	06/16/21 11:52	106-43-4	
1,2-Dibromo-3-chloropropane	ND	ug/kg	917	356	100	06/15/21 17:57	06/16/21 11:52	96-12-8	
Dibromochloromethane	ND	ug/kg	917	515	100	06/15/21 17:57	06/16/21 11:52	124-48-1	
1,2-Dibromoethane (EDB)	ND	ug/kg	917	404	100	06/15/21 17:57	06/16/21 11:52	106-93-4	
Dibromomethane	ND	ug/kg	917	196	100	06/15/21 17:57	06/16/21 11:52	74-95-3	
1,2-Dichlorobenzene	ND	ug/kg	917	330	100	06/15/21 17:57	06/16/21 11:52	95-50-1	
1,3-Dichlorobenzene	ND	ug/kg	917	284	100	06/15/21 17:57	06/16/21 11:52	541-73-1	
1,4-Dichlorobenzene	ND	ug/kg	917	238	100	06/15/21 17:57	06/16/21 11:52	106-46-7	
Dichlorodifluoromethane	ND	ug/kg	1830	398	100	06/15/21 17:57	06/16/21 11:52	75-71-8	
1,1-Dichloroethane	ND	ug/kg	917	378	100	06/15/21 17:57	06/16/21 11:52	75-34-3	
1,2-Dichloroethane	ND	ug/kg	917	607	100	06/15/21 17:57	06/16/21 11:52	107-06-2	
1,1-Dichloroethene	ND	ug/kg	917	378	100	06/15/21 17:57	06/16/21 11:52	75-35-4	
cis-1,2-Dichloroethene	ND	ug/kg	917	314	100	06/15/21 17:57	06/16/21 11:52	156-59-2	
trans-1,2-Dichloroethene	ND	ug/kg	917	321	100	06/15/21 17:57	06/16/21 11:52	156-60-5	
1,2-Dichloropropane	ND	ug/kg	917	275	100	06/15/21 17:57	06/16/21 11:52	78-87-5	
1,3-Dichloropropane	ND	ug/kg	917	286	100	06/15/21 17:57	06/16/21 11:52	142-28-9	

REPORT OF LABORATORY ANALYSIS

This report shall not be reproduced, except in full,
without the written consent of Pace Analytical Services, LLC.

Pace Analytical Services, LLC
9800 Kincey Ave. Suite 100
Huntersville, NC 28078
(704)875-9092

ANALYTICAL RESULTS

Project: 2020-L1-2248
Pace Project No.: 92544467

Sample: AA4 (10-12') **Lab ID: 92544467002** Collected: 06/15/21 09:15 Received: 06/15/21 17:00 Matrix: Solid

Results reported on a "dry weight" basis and are adjusted for percent moisture, sample size and any dilutions.

Parameters	Results	Units	Report Limit	MDL	DF	Prepared	Analyzed	CAS No.	Qual
8260D/5035A/5030B Volatiles	Analytical Method: EPA 8260D Preparation Method: EPA 5035A/5030B Pace Analytical Services - Charlotte								
2,2-Dichloropropane	ND	ug/kg	917	299	100	06/15/21 17:57	06/16/21 11:52	594-20-7	
1,1-Dichloropropene	ND	ug/kg	917	440	100	06/15/21 17:57	06/16/21 11:52	563-58-6	
cis-1,3-Dichloropropene	ND	ug/kg	917	249	100	06/15/21 17:57	06/16/21 11:52	10061-01-5	
trans-1,3-Dichloropropene	ND	ug/kg	917	316	100	06/15/21 17:57	06/16/21 11:52	10061-02-6	
Diisopropyl ether	ND	ug/kg	917	248	100	06/15/21 17:57	06/16/21 11:52	108-20-3	
Ethylbenzene	**177000**	ug/kg	917	427	100	06/15/21 17:57	06/16/21 11:52	100-41-4	
Hexachloro-1,3-butadiene	ND	ug/kg	1830	1500	100	06/15/21 17:57	06/16/21 11:52	87-68-3	
2-Hexanone	ND	ug/kg	9170	884	100	06/15/21 17:57	06/16/21 11:52	591-78-6	
Isopropylbenzene (Cumene)	**15400**	ug/kg	917	312	100	06/15/21 17:57	06/16/21 11:52	98-82-8	
p-Isopropyltoluene	**13900**	ug/kg	917	451	100	06/15/21 17:57	06/16/21 11:52	99-87-6	
Methylene Chloride	ND	ug/kg	3670	2510	100	06/15/21 17:57	06/16/21 11:52	75-09-2	
4-Methyl-2-pentanone (MIBK)	ND	ug/kg	9170	884	100	06/15/21 17:57	06/16/21 11:52	108-10-1	
Methyl-tert-butyl ether	ND	ug/kg	917	343	100	06/15/21 17:57	06/16/21 11:52	1634-04-4	
Naphthalene	**41000**	ug/kg	917	482	100	06/15/21 17:57	06/16/21 11:52	91-20-3	
n-Propylbenzene	ND	ug/kg	917	327	100	06/15/21 17:57	06/16/21 11:52	103-65-1	
Styrene	ND	ug/kg	917	242	100	06/15/21 17:57	06/16/21 11:52	100-42-5	
1,1,1,2-Tetrachloroethane	ND	ug/kg	917	352	100	06/15/21 17:57	06/16/21 11:52	630-20-6	
1,1,2,2-Tetrachloroethane	ND	ug/kg	917	242	100	06/15/21 17:57	06/16/21 11:52	79-34-5	
Tetrachloroethene	ND	ug/kg	917	290	100	06/15/21 17:57	06/16/21 11:52	127-18-4	
Toluene	**524000**	ug/kg	917	261	100	06/15/21 17:57	06/16/21 11:52	108-88-3	
1,2,3-Trichlorobenzene	ND	ug/kg	917	741	100	06/15/21 17:57	06/16/21 11:52	87-61-6	
1,2,4-Trichlorobenzene	ND	ug/kg	917	770	100	06/15/21 17:57	06/16/21 11:52	120-82-1	
1,1,1-Trichloroethane	ND	ug/kg	917	477	100	06/15/21 17:57	06/16/21 11:52	71-55-6	
1,1,2-Trichloroethane	ND	ug/kg	917	305	100	06/15/21 17:57	06/16/21 11:52	79-00-5	
Trichloroethene	ND	ug/kg	917	237	100	06/15/21 17:57	06/16/21 11:52	79-01-6	
Trichlorofluoromethane	ND	ug/kg	917	504	100	06/15/21 17:57	06/16/21 11:52	75-69-4	
1,2,3-Trichloropropane	ND	ug/kg	917	464	100	06/15/21 17:57	06/16/21 11:52	96-18-4	
1,2,4-Trimethylbenzene	**324000**	ug/kg	917	251	100	06/15/21 17:57	06/16/21 11:52	95-63-6	
1,3,5-Trimethylbenzene	**95700**	ug/kg	917	308	100	06/15/21 17:57	06/16/21 11:52	108-67-8	
Vinyl acetate	ND	ug/kg	9170	668	100	06/15/21 17:57	06/16/21 11:52	108-05-4	
Vinyl chloride	ND	ug/kg	1830	466	100	06/15/21 17:57	06/16/21 11:52	75-01-4	
Xylene (Total)	**881000**	ug/kg	1830	523	100	06/15/21 17:57	06/16/21 11:52	1330-20-7	
m&p-Xylene	**632000**	ug/kg	1830	627	100	06/15/21 17:57	06/16/21 11:52	179601-23-1	
o-Xylene	**250000**	ug/kg	917	405	100	06/15/21 17:57	06/16/21 11:52	95-47-6	
Surrogates									
Toluene-d8 (S)	100	%	70-130		100	06/15/21 17:57	06/16/21 11:52	2037-26-5	
4-Bromofluorobenzene (S)	102	%	69-134		100	06/15/21 17:57	06/16/21 11:52	460-00-4	
1,2-Dichloroethane-d4 (S)	109	%	70-130		100	06/15/21 17:57	06/16/21 11:52	17060-07-0	
Percent Moisture	Analytical Method: SW-846 Pace Analytical Services - Charlotte								
Percent Moisture	**24.2**	%	0.10	0.10	1		06/15/21 17:39		N2

REPORT OF LABORATORY ANALYSIS

This report shall not be reproduced, except in full,
without the written consent of Pace Analytical Services, LLC.

Pace Analytical Services, LLC
9800 Kincey Ave. Suite 100
Huntersville, NC 28078
(704)875-9092

ANALYTICAL RESULTS

Project: 2020-L1-2248
Pace Project No.: 92544467

Sample: AB3 (0-2') **Lab ID: 92544467003** Collected: 06/15/21 10:00 Received: 06/15/21 17:00 Matrix: Solid

Results reported on a "dry weight" basis and are adjusted for percent moisture, sample size and any dilutions.

Parameters	Results	Units	Report Limit	MDL	DF	Prepared	Analyzed	CAS No.	Qual
VPH NC Soil	Analytical Method: MADEP VPH Preparation Method: MADEP VPH Pace Analytical Services - Charlotte								
Total VPH (C5-C12)	**10.4**	mg/kg	3.6	3.6	1	06/17/21 14:02	06/18/21 04:48		N2
Aliphatic (C05-C08)	**4.7**	mg/kg	3.6	3.6	1	06/17/21 14:02	06/18/21 04:48		N2
Aliphatic (C09-C12)	**5.7**	mg/kg	3.6	3.6	1	06/17/21 14:02	06/18/21 04:48		N2
Aliphatic(C09-C12) Adjusted	**5.1**	mg/kg	3.6	3.6	1	06/17/21 14:02	06/18/21 04:48		N2
Aromatic (C09-C10)	ND	mg/kg	3.6	3.6	1	06/17/21 14:02	06/18/21 04:48		N2
Surrogates									
4-Bromofluorobenzene (FID) (S)	110	%	70-130		1	06/17/21 14:02	06/18/21 04:48	460-00-4	
4-Bromofluorobenzene (PID) (S)	107	%	70-130		1	06/17/21 14:02	06/18/21 04:48	460-00-4	
8260D/5035A/5030B Volatiles	Analytical Method: EPA 8260D Preparation Method: EPA 5035A/5030B Pace Analytical Services - Charlotte								
Acetone	ND	ug/kg	126	40.5	1	06/15/21 17:57	06/16/21 08:14	67-64-1	
Benzene	ND	ug/kg	6.3	2.5	1	06/15/21 17:57	06/16/21 08:14	71-43-2	
Bromobenzene	ND	ug/kg	6.3	2.1	1	06/15/21 17:57	06/16/21 08:14	108-86-1	
Bromochloromethane	ND	ug/kg	6.3	1.9	1	06/15/21 17:57	06/16/21 08:14	74-97-5	
Bromodichloromethane	ND	ug/kg	6.3	2.4	1	06/15/21 17:57	06/16/21 08:14	75-27-4	
Bromoform	ND	ug/kg	6.3	2.2	1	06/15/21 17:57	06/16/21 08:14	75-25-2	
Bromomethane	ND	ug/kg	12.6	10	1	06/15/21 17:57	06/16/21 08:14	74-83-9	IK,L1
2-Butanone (MEK)	ND	ug/kg	126	30.3	1	06/15/21 17:57	06/16/21 08:14	78-93-3	
n-Butylbenzene	ND	ug/kg	6.3	3.0	1	06/15/21 17:57	06/16/21 08:14	104-51-8	
sec-Butylbenzene	ND	ug/kg	6.3	2.8	1	06/15/21 17:57	06/16/21 08:14	135-98-8	
tert-Butylbenzene	ND	ug/kg	6.3	2.2	1	06/15/21 17:57	06/16/21 08:14	98-06-6	
Carbon tetrachloride	ND	ug/kg	6.3	2.4	1	06/15/21 17:57	06/16/21 08:14	56-23-5	
Chlorobenzene	ND	ug/kg	6.3	1.2	1	06/15/21 17:57	06/16/21 08:14	108-90-7	
Chloroethane	ND	ug/kg	12.6	4.9	1	06/15/21 17:57	06/16/21 08:14	75-00-3	
Chloroform	ND	ug/kg	6.3	3.8	1	06/15/21 17:57	06/16/21 08:14	67-66-3	
Chloromethane	ND	ug/kg	12.6	5.3	1	06/15/21 17:57	06/16/21 08:14	74-87-3	
2-Chlorotoluene	ND	ug/kg	6.3	2.2	1	06/15/21 17:57	06/16/21 08:14	95-49-8	
4-Chlorotoluene	ND	ug/kg	6.3	1.1	1	06/15/21 17:57	06/16/21 08:14	106-43-4	
1,2-Dibromo-3-chloropropane	ND	ug/kg	6.3	2.4	1	06/15/21 17:57	06/16/21 08:14	96-12-8	
Dibromochloromethane	ND	ug/kg	6.3	3.5	1	06/15/21 17:57	06/16/21 08:14	124-48-1	
1,2-Dibromoethane (EDB)	ND	ug/kg	6.3	2.8	1	06/15/21 17:57	06/16/21 08:14	106-93-4	
Dibromomethane	ND	ug/kg	6.3	1.3	1	06/15/21 17:57	06/16/21 08:14	74-95-3	
1,2-Dichlorobenzene	ND	ug/kg	6.3	2.3	1	06/15/21 17:57	06/16/21 08:14	95-50-1	
1,3-Dichlorobenzene	ND	ug/kg	6.3	2.0	1	06/15/21 17:57	06/16/21 08:14	541-73-1	
1,4-Dichlorobenzene	ND	ug/kg	6.3	1.6	1	06/15/21 17:57	06/16/21 08:14	106-46-7	
Dichlorodifluoromethane	ND	ug/kg	12.6	2.7	1	06/15/21 17:57	06/16/21 08:14	75-71-8	v2
1,1-Dichloroethane	ND	ug/kg	6.3	2.6	1	06/15/21 17:57	06/16/21 08:14	75-34-3	
1,2-Dichloroethane	ND	ug/kg	6.3	4.2	1	06/15/21 17:57	06/16/21 08:14	107-06-2	
1,1-Dichloroethene	ND	ug/kg	6.3	2.6	1	06/15/21 17:57	06/16/21 08:14	75-35-4	
cis-1,2-Dichloroethene	ND	ug/kg	6.3	2.2	1	06/15/21 17:57	06/16/21 08:14	156-59-2	
trans-1,2-Dichloroethene	ND	ug/kg	6.3	2.2	1	06/15/21 17:57	06/16/21 08:14	156-60-5	
1,2-Dichloropropane	ND	ug/kg	6.3	1.9	1	06/15/21 17:57	06/16/21 08:14	78-87-5	
1,3-Dichloropropane	ND	ug/kg	6.3	2.0	1	06/15/21 17:57	06/16/21 08:14	142-28-9	

REPORT OF LABORATORY ANALYSIS

This report shall not be reproduced, except in full,
without the written consent of Pace Analytical Services, LLC.

Pace Analytical Services, LLC
9800 Kincey Ave. Suite 100
Huntersville, NC 28078
(704)875-9092

ANALYTICAL RESULTS

Project: 2020-L1-2248
Pace Project No.: 92544467

Sample: AB3 (0-2') **Lab ID: 92544467003** Collected: 06/15/21 10:00 Received: 06/15/21 17:00 Matrix: Solid

Results reported on a "dry weight" basis and are adjusted for percent moisture, sample size and any dilutions.

Parameters	Results	Units	Report Limit	MDL	DF	Prepared	Analyzed	CAS No.	Qual
8260D/5035A/5030B Volatiles	Analytical Method: EPA 8260D Preparation Method: EPA 5035A/5030B Pace Analytical Services - Charlotte								
2,2-Dichloropropane	ND	ug/kg	6.3	2.1	1	06/15/21 17:57	06/16/21 08:14	594-20-7	
1,1-Dichloropropene	ND	ug/kg	6.3	3.0	1	06/15/21 17:57	06/16/21 08:14	563-58-6	
cis-1,3-Dichloropropene	ND	ug/kg	6.3	1.7	1	06/15/21 17:57	06/16/21 08:14	10061-01-5	
trans-1,3-Dichloropropene	ND	ug/kg	6.3	2.2	1	06/15/21 17:57	06/16/21 08:14	10061-02-6	
Diisopropyl ether	ND	ug/kg	6.3	1.7	1	06/15/21 17:57	06/16/21 08:14	108-20-3	
Ethylbenzene	ND	ug/kg	6.3	2.9	1	06/15/21 17:57	06/16/21 08:14	100-41-4	
Hexachloro-1,3-butadiene	ND	ug/kg	12.6	10.3	1	06/15/21 17:57	06/16/21 08:14	87-68-3	
2-Hexanone	ND	ug/kg	63.0	6.1	1	06/15/21 17:57	06/16/21 08:14	591-78-6	
Isopropylbenzene (Cumene)	ND	ug/kg	6.3	2.1	1	06/15/21 17:57	06/16/21 08:14	98-82-8	
p-Isopropyltoluene	ND	ug/kg	6.3	3.1	1	06/15/21 17:57	06/16/21 08:14	99-87-6	
Methylene Chloride	ND	ug/kg	25.2	17.3	1	06/15/21 17:57	06/16/21 08:14	75-09-2	
4-Methyl-2-pentanone (MIBK)	ND	ug/kg	63.0	6.1	1	06/15/21 17:57	06/16/21 08:14	108-10-1	
Methyl-tert-butyl ether	ND	ug/kg	6.3	2.4	1	06/15/21 17:57	06/16/21 08:14	1634-04-4	
Naphthalene	ND	ug/kg	6.3	3.3	1	06/15/21 17:57	06/16/21 08:14	91-20-3	
n-Propylbenzene	ND	ug/kg	6.3	2.2	1	06/15/21 17:57	06/16/21 08:14	103-65-1	
Styrene	ND	ug/kg	6.3	1.7	1	06/15/21 17:57	06/16/21 08:14	100-42-5	
1,1,1,2-Tetrachloroethane	ND	ug/kg	6.3	2.4	1	06/15/21 17:57	06/16/21 08:14	630-20-6	
1,1,2,2-Tetrachloroethane	ND	ug/kg	6.3	1.7	1	06/15/21 17:57	06/16/21 08:14	79-34-5	
Tetrachloroethene	ND	ug/kg	6.3	2.0	1	06/15/21 17:57	06/16/21 08:14	127-18-4	
Toluene	**8.2**	ug/kg	6.3	1.8	1	06/15/21 17:57	06/16/21 08:14	108-88-3	C7,D6
1,2,3-Trichlorobenzene	ND	ug/kg	6.3	5.1	1	06/15/21 17:57	06/16/21 08:14	87-61-6	
1,2,4-Trichlorobenzene	ND	ug/kg	6.3	5.3	1	06/15/21 17:57	06/16/21 08:14	120-82-1	
1,1,1-Trichloroethane	ND	ug/kg	6.3	3.3	1	06/15/21 17:57	06/16/21 08:14	71-55-6	
1,1,2-Trichloroethane	ND	ug/kg	6.3	2.1	1	06/15/21 17:57	06/16/21 08:14	79-00-5	
Trichloroethene	ND	ug/kg	6.3	1.6	1	06/15/21 17:57	06/16/21 08:14	79-01-6	
Trichlorofluoromethane	ND	ug/kg	6.3	3.5	1	06/15/21 17:57	06/16/21 08:14	75-69-4	
1,2,3-Trichloropropane	ND	ug/kg	6.3	3.2	1	06/15/21 17:57	06/16/21 08:14	96-18-4	
1,2,4-Trimethylbenzene	ND	ug/kg	6.3	1.7	1	06/15/21 17:57	06/16/21 08:14	95-63-6	
1,3,5-Trimethylbenzene	ND	ug/kg	6.3	2.1	1	06/15/21 17:57	06/16/21 08:14	108-67-8	
Vinyl acetate	ND	ug/kg	63.0	4.6	1	06/15/21 17:57	06/16/21 08:14	108-05-4	
Vinyl chloride	ND	ug/kg	12.6	3.2	1	06/15/21 17:57	06/16/21 08:14	75-01-4	
Xylene (Total)	**8.0J**	ug/kg	12.6	3.6	1	06/15/21 17:57	06/16/21 08:14	1330-20-7	
m&p-Xylene	**8.0J**	ug/kg	12.6	4.3	1	06/15/21 17:57	06/16/21 08:14	179601-23-1	
o-Xylene	ND	ug/kg	6.3	2.8	1	06/15/21 17:57	06/16/21 08:14	95-47-6	
Surrogates									
Toluene-d8 (S)	101	%	70-130		1	06/15/21 17:57	06/16/21 08:14	2037-26-5	
4-Bromofluorobenzene (S)	103	%	69-134		1	06/15/21 17:57	06/16/21 08:14	460-00-4	
1,2-Dichloroethane-d4 (S)	110	%	70-130		1	06/15/21 17:57	06/16/21 08:14	17060-07-0	
Percent Moisture	Analytical Method: SW-846 Pace Analytical Services - Charlotte								
Percent Moisture	**17.1**	%	0.10	0.10	1		06/15/21 17:39		N2

REPORT OF LABORATORY ANALYSIS

This report shall not be reproduced, except in full,
without the written consent of Pace Analytical Services, LLC.

Pace Analytical Services, LLC
9800 Kincey Ave. Suite 100
Huntersville, NC 28078
(704)875-9092

ANALYTICAL RESULTS

Project: 2020-L1-2248
Pace Project No.: 92544467

Sample: AB3 (22-24') **Lab ID: 92544467004** Collected: 06/15/21 10:05 Received: 06/15/21 17:00 Matrix: Solid

Results reported on a "dry weight" basis and are adjusted for percent moisture, sample size and any dilutions.

Parameters	Results	Units	Report Limit	MDL	DF	Prepared	Analyzed	CAS No.	Qual
VPH NC Soil	Analytical Method: MADEP VPH Preparation Method: MADEP VPH Pace Analytical Services - Charlotte								
Total VPH (C5-C12)	**23300**	mg/kg	152	152	40	06/24/21 12:57	06/25/21 08:42		N2
Aliphatic (C05-C08)	**17300**	mg/kg	152	152	40	06/24/21 12:57	06/25/21 08:42		N2
Aliphatic (C09-C12)	**6050**	mg/kg	152	152	40	06/24/21 12:57	06/25/21 08:42		N2
Aliphatic(C09-C12) Adjusted	**4310**	mg/kg	152	152	40	06/24/21 12:57	06/25/21 08:42		N2
Aromatic (C09-C10)	**1740**	mg/kg	152	152	40	06/24/21 12:57	06/25/21 08:42		N2
Surrogates									
4-Bromofluorobenzene (FID) (S)	107	%	70-130		40	06/24/21 12:57	06/25/21 08:42	460-00-4	
4-Bromofluorobenzene (PID) (S)	95	%	70-130		40	06/24/21 12:57	06/25/21 08:42	460-00-4	
8260D/5035A/5030B Volatiles	Analytical Method: EPA 8260D Preparation Method: EPA 5035A/5030B Pace Analytical Services - Charlotte								
Acetone	**6670J**	ug/kg	11500	3700	100	06/15/21 17:57	06/16/21 12:10	67-64-1	
Benzene	**42900**	ug/kg	577	230	100	06/15/21 17:57	06/16/21 12:10	71-43-2	
Bromobenzene	ND	ug/kg	577	188	100	06/15/21 17:57	06/16/21 12:10	108-86-1	
Bromochloromethane	ND	ug/kg	577	171	100	06/15/21 17:57	06/16/21 12:10	74-97-5	
Bromodichloromethane	ND	ug/kg	577	223	100	06/15/21 17:57	06/16/21 12:10	75-27-4	
Bromoform	ND	ug/kg	577	203	100	06/15/21 17:57	06/16/21 12:10	75-25-2	
Bromomethane	ND	ug/kg	1150	911	100	06/15/21 17:57	06/16/21 12:10	74-83-9	IK,L1
2-Butanone (MEK)	ND	ug/kg	11500	2770	100	06/15/21 17:57	06/16/21 12:10	78-93-3	
n-Butylbenzene	**11800**	ug/kg	577	272	100	06/15/21 17:57	06/16/21 12:10	104-51-8	
sec-Butylbenzene	ND	ug/kg	577	254	100	06/15/21 17:57	06/16/21 12:10	135-98-8	
tert-Butylbenzene	ND	ug/kg	577	205	100	06/15/21 17:57	06/16/21 12:10	98-06-6	
Carbon tetrachloride	ND	ug/kg	577	216	100	06/15/21 17:57	06/16/21 12:10	56-23-5	
Chlorobenzene	ND	ug/kg	577	111	100	06/15/21 17:57	06/16/21 12:10	108-90-7	
Chloroethane	ND	ug/kg	1150	445	100	06/15/21 17:57	06/16/21 12:10	75-00-3	
Chloroform	ND	ug/kg	577	351	100	06/15/21 17:57	06/16/21 12:10	67-66-3	
Chloromethane	ND	ug/kg	1150	484	100	06/15/21 17:57	06/16/21 12:10	74-87-3	
2-Chlorotoluene	ND	ug/kg	577	204	100	06/15/21 17:57	06/16/21 12:10	95-49-8	
4-Chlorotoluene	ND	ug/kg	577	102	100	06/15/21 17:57	06/16/21 12:10	106-43-4	
1,2-Dibromo-3-chloropropane	ND	ug/kg	577	224	100	06/15/21 17:57	06/16/21 12:10	96-12-8	
Dibromochloromethane	ND	ug/kg	577	324	100	06/15/21 17:57	06/16/21 12:10	124-48-1	
1,2-Dibromoethane (EDB)	ND	ug/kg	577	254	100	06/15/21 17:57	06/16/21 12:10	106-93-4	
Dibromomethane	ND	ug/kg	577	123	100	06/15/21 17:57	06/16/21 12:10	74-95-3	
1,2-Dichlorobenzene	ND	ug/kg	577	208	100	06/15/21 17:57	06/16/21 12:10	95-50-1	
1,3-Dichlorobenzene	ND	ug/kg	577	179	100	06/15/21 17:57	06/16/21 12:10	541-73-1	
1,4-Dichlorobenzene	ND	ug/kg	577	150	100	06/15/21 17:57	06/16/21 12:10	106-46-7	
Dichlorodifluoromethane	ND	ug/kg	1150	250	100	06/15/21 17:57	06/16/21 12:10	75-71-8	
1,1-Dichloroethane	ND	ug/kg	577	238	100	06/15/21 17:57	06/16/21 12:10	75-34-3	
1,2-Dichloroethane	ND	ug/kg	577	382	100	06/15/21 17:57	06/16/21 12:10	107-06-2	
1,1-Dichloroethene	ND	ug/kg	577	238	100	06/15/21 17:57	06/16/21 12:10	75-35-4	
cis-1,2-Dichloroethene	ND	ug/kg	577	197	100	06/15/21 17:57	06/16/21 12:10	156-59-2	
trans-1,2-Dichloroethene	ND	ug/kg	577	202	100	06/15/21 17:57	06/16/21 12:10	156-60-5	
1,2-Dichloropropane	ND	ug/kg	577	173	100	06/15/21 17:57	06/16/21 12:10	78-87-5	
1,3-Dichloropropane	ND	ug/kg	577	180	100	06/15/21 17:57	06/16/21 12:10	142-28-9	

REPORT OF LABORATORY ANALYSIS

This report shall not be reproduced, except in full,
without the written consent of Pace Analytical Services, LLC.

Pace Analytical Services, LLC
9800 Kincey Ave. Suite 100
Huntersville, NC 28078
(704)875-9092

ANALYTICAL RESULTS

Project: 2020-L1-2248
Pace Project No.: 92544467

Sample: AB3 (22-24') **Lab ID: 92544467004** Collected: 06/15/21 10:05 Received: 06/15/21 17:00 Matrix: Solid

Results reported on a "dry weight" basis and are adjusted for percent moisture, sample size and any dilutions.

Parameters	Results	Units	Report Limit	MDL	DF	Prepared	Analyzed	CAS No.	Qual
8260D/5035A/5030B Volatiles	Analytical Method: EPA 8260D Preparation Method: EPA 5035A/5030B Pace Analytical Services - Charlotte								
2,2-Dichloropropane	ND	ug/kg	577	188	100	06/15/21 17:57	06/16/21 12:10	594-20-7	
1,1-Dichloropropene	ND	ug/kg	577	277	100	06/15/21 17:57	06/16/21 12:10	563-58-6	
cis-1,3-Dichloropropene	ND	ug/kg	577	157	100	06/15/21 17:57	06/16/21 12:10	10061-01-5	
trans-1,3-Dichloropropene	ND	ug/kg	577	198	100	06/15/21 17:57	06/16/21 12:10	10061-02-6	
Diisopropyl ether	ND	ug/kg	577	156	100	06/15/21 17:57	06/16/21 12:10	108-20-3	
Ethylbenzene	**169000**	ug/kg	577	269	100	06/15/21 17:57	06/16/21 12:10	100-41-4	
Hexachloro-1,3-butadiene	ND	ug/kg	1150	943	100	06/15/21 17:57	06/16/21 12:10	87-68-3	
2-Hexanone	ND	ug/kg	5770	556	100	06/15/21 17:57	06/16/21 12:10	591-78-6	
Isopropylbenzene (Cumene)	**12100**	ug/kg	577	196	100	06/15/21 17:57	06/16/21 12:10	98-82-8	
p-Isopropyltoluene	**10600**	ug/kg	577	284	100	06/15/21 17:57	06/16/21 12:10	99-87-6	
Methylene Chloride	ND	ug/kg	2310	1580	100	06/15/21 17:57	06/16/21 12:10	75-09-2	
4-Methyl-2-pentanone (MIBK)	ND	ug/kg	5770	556	100	06/15/21 17:57	06/16/21 12:10	108-10-1	
Methyl-tert-butyl ether	ND	ug/kg	577	216	100	06/15/21 17:57	06/16/21 12:10	1634-04-4	
Naphthalene	**25400**	ug/kg	577	303	100	06/15/21 17:57	06/16/21 12:10	91-20-3	
n-Propylbenzene	ND	ug/kg	577	205	100	06/15/21 17:57	06/16/21 12:10	103-65-1	
Styrene	ND	ug/kg	577	152	100	06/15/21 17:57	06/16/21 12:10	100-42-5	
1,1,1,2-Tetrachloroethane	ND	ug/kg	577	221	100	06/15/21 17:57	06/16/21 12:10	630-20-6	
1,1,2,2-Tetrachloroethane	ND	ug/kg	577	152	100	06/15/21 17:57	06/16/21 12:10	79-34-5	
Tetrachloroethene	ND	ug/kg	577	182	100	06/15/21 17:57	06/16/21 12:10	127-18-4	
Toluene	**481000**	ug/kg	577	164	100	06/15/21 17:57	06/16/21 12:10	108-88-3	
1,2,3-Trichlorobenzene	ND	ug/kg	577	466	100	06/15/21 17:57	06/16/21 12:10	87-61-6	
1,2,4-Trichlorobenzene	ND	ug/kg	577	484	100	06/15/21 17:57	06/16/21 12:10	120-82-1	
1,1,1-Trichloroethane	ND	ug/kg	577	300	100	06/15/21 17:57	06/16/21 12:10	71-55-6	
1,1,2-Trichloroethane	ND	ug/kg	577	191	100	06/15/21 17:57	06/16/21 12:10	79-00-5	
Trichloroethene	ND	ug/kg	577	149	100	06/15/21 17:57	06/16/21 12:10	79-01-6	
Trichlorofluoromethane	ND	ug/kg	577	317	100	06/15/21 17:57	06/16/21 12:10	75-69-4	
1,2,3-Trichloropropane	ND	ug/kg	577	292	100	06/15/21 17:57	06/16/21 12:10	96-18-4	
1,2,4-Trimethylbenzene	**228000**	ug/kg	577	158	100	06/15/21 17:57	06/16/21 12:10	95-63-6	
1,3,5-Trimethylbenzene	ND	ug/kg	577	194	100	06/15/21 17:57	06/16/21 12:10	108-67-8	
Vinyl acetate	ND	ug/kg	5770	420	100	06/15/21 17:57	06/16/21 12:10	108-05-4	
Vinyl chloride	ND	ug/kg	1150	293	100	06/15/21 17:57	06/16/21 12:10	75-01-4	
Xylene (Total)	**867000**	ug/kg	1150	329	100	06/15/21 17:57	06/16/21 12:10	1330-20-7	
m&p-Xylene	**622000**	ug/kg	1150	394	100	06/15/21 17:57	06/16/21 12:10	179601-23-1	
o-Xylene	**245000**	ug/kg	577	255	100	06/15/21 17:57	06/16/21 12:10	95-47-6	
Surrogates									
Toluene-d8 (S)	100	%	70-130		100	06/15/21 17:57	06/16/21 12:10	2037-26-5	
4-Bromofluorobenzene (S)	100	%	69-134		100	06/15/21 17:57	06/16/21 12:10	460-00-4	
1,2-Dichloroethane-d4 (S)	111	%	70-130		100	06/15/21 17:57	06/16/21 12:10	17060-07-0	
Percent Moisture	Analytical Method: SW-846 Pace Analytical Services - Charlotte								
Percent Moisture	**20.0**	%	0.10	0.10	1		06/15/21 17:39		N2

REPORT OF LABORATORY ANALYSIS

This report shall not be reproduced, except in full,
without the written consent of Pace Analytical Services, LLC.

Pace Analytical Services, LLC
9800 Kincey Ave. Suite 100
Huntersville, NC 28078
(704)875-9092

ANALYTICAL RESULTS

Project: 2020-L1-2248
Pace Project No.: 92544467

Sample: AB4 (0-2') **Lab ID: 92544467005** Collected: 06/15/21 11:15 Received: 06/15/21 17:00 Matrix: Solid

Results reported on a "dry weight" basis and are adjusted for percent moisture, sample size and any dilutions.

Parameters	Results	Units	Report Limit	MDL	DF	Prepared	Analyzed	CAS No.	Qual
VPH NC Soil	Analytical Method: MADEP VPH Preparation Method: MADEP VPH Pace Analytical Services - Charlotte								
Total VPH (C5-C12)	**13.7**	mg/kg	4.6	4.6	1	06/17/21 14:02	06/18/21 05:17		N2
Aliphatic (C05-C08)	**7.8**	mg/kg	4.6	4.6	1	06/17/21 14:02	06/18/21 05:17		N2
Aliphatic (C09-C12)	**5.9**	mg/kg	4.6	4.6	1	06/17/21 14:02	06/18/21 05:17		N2
Aliphatic(C09-C12) Adjusted	**5.0**	mg/kg	4.6	4.6	1	06/17/21 14:02	06/18/21 05:17		N2
Aromatic (C09-C10)	ND	mg/kg	4.6	4.6	1	06/17/21 14:02	06/18/21 05:17		N2
Surrogates									
4-Bromofluorobenzene (FID) (S)	104	%	70-130		1	06/17/21 14:02	06/18/21 05:17	460-00-4	
4-Bromofluorobenzene (PID) (S)	103	%	70-130		1	06/17/21 14:02	06/18/21 05:17	460-00-4	
8260D/5035A/5030B Volatiles	Analytical Method: EPA 8260D Preparation Method: EPA 5035A/5030B Pace Analytical Services - Charlotte								
Acetone	ND	ug/kg	157	50.5	1	06/15/21 17:57	06/16/21 08:32	67-64-1	
Benzene	**15.8**	ug/kg	7.9	3.1	1	06/15/21 17:57	06/16/21 08:32	71-43-2	
Bromobenzene	ND	ug/kg	7.9	2.6	1	06/15/21 17:57	06/16/21 08:32	108-86-1	
Bromochloromethane	ND	ug/kg	7.9	2.3	1	06/15/21 17:57	06/16/21 08:32	74-97-5	
Bromodichloromethane	ND	ug/kg	7.9	3.0	1	06/15/21 17:57	06/16/21 08:32	75-27-4	
Bromoform	ND	ug/kg	7.9	2.8	1	06/15/21 17:57	06/16/21 08:32	75-25-2	
Bromomethane	ND	ug/kg	15.7	12.4	1	06/15/21 17:57	06/16/21 08:32	74-83-9	IK,L1
2-Butanone (MEK)	ND	ug/kg	157	37.7	1	06/15/21 17:57	06/16/21 08:32	78-93-3	
n-Butylbenzene	ND	ug/kg	7.9	3.7	1	06/15/21 17:57	06/16/21 08:32	104-51-8	
sec-Butylbenzene	ND	ug/kg	7.9	3.5	1	06/15/21 17:57	06/16/21 08:32	135-98-8	
tert-Butylbenzene	ND	ug/kg	7.9	2.8	1	06/15/21 17:57	06/16/21 08:32	98-06-6	
Carbon tetrachloride	ND	ug/kg	7.9	2.9	1	06/15/21 17:57	06/16/21 08:32	56-23-5	
Chlorobenzene	ND	ug/kg	7.9	1.5	1	06/15/21 17:57	06/16/21 08:32	108-90-7	
Chloroethane	ND	ug/kg	15.7	6.1	1	06/15/21 17:57	06/16/21 08:32	75-00-3	
Chloroform	ND	ug/kg	7.9	4.8	1	06/15/21 17:57	06/16/21 08:32	67-66-3	
Chloromethane	ND	ug/kg	15.7	6.6	1	06/15/21 17:57	06/16/21 08:32	74-87-3	
2-Chlorotoluene	ND	ug/kg	7.9	2.8	1	06/15/21 17:57	06/16/21 08:32	95-49-8	
4-Chlorotoluene	ND	ug/kg	7.9	1.4	1	06/15/21 17:57	06/16/21 08:32	106-43-4	
1,2-Dibromo-3-chloropropane	ND	ug/kg	7.9	3.1	1	06/15/21 17:57	06/16/21 08:32	96-12-8	
Dibromochloromethane	ND	ug/kg	7.9	4.4	1	06/15/21 17:57	06/16/21 08:32	124-48-1	
1,2-Dibromoethane (EDB)	ND	ug/kg	7.9	3.5	1	06/15/21 17:57	06/16/21 08:32	106-93-4	
Dibromomethane	ND	ug/kg	7.9	1.7	1	06/15/21 17:57	06/16/21 08:32	74-95-3	
1,2-Dichlorobenzene	ND	ug/kg	7.9	2.8	1	06/15/21 17:57	06/16/21 08:32	95-50-1	
1,3-Dichlorobenzene	ND	ug/kg	7.9	2.4	1	06/15/21 17:57	06/16/21 08:32	541-73-1	
1,4-Dichlorobenzene	ND	ug/kg	7.9	2.0	1	06/15/21 17:57	06/16/21 08:32	106-46-7	
Dichlorodifluoromethane	ND	ug/kg	15.7	3.4	1	06/15/21 17:57	06/16/21 08:32	75-71-8	v3
1,1-Dichloroethane	ND	ug/kg	7.9	3.2	1	06/15/21 17:57	06/16/21 08:32	75-34-3	
1,2-Dichloroethane	ND	ug/kg	7.9	5.2	1	06/15/21 17:57	06/16/21 08:32	107-06-2	
1,1-Dichloroethene	ND	ug/kg	7.9	3.2	1	06/15/21 17:57	06/16/21 08:32	75-35-4	
cis-1,2-Dichloroethene	ND	ug/kg	7.9	2.7	1	06/15/21 17:57	06/16/21 08:32	156-59-2	
trans-1,2-Dichloroethene	ND	ug/kg	7.9	2.8	1	06/15/21 17:57	06/16/21 08:32	156-60-5	
1,2-Dichloropropane	ND	ug/kg	7.9	2.4	1	06/15/21 17:57	06/16/21 08:32	78-87-5	
1,3-Dichloropropane	ND	ug/kg	7.9	2.5	1	06/15/21 17:57	06/16/21 08:32	142-28-9	

REPORT OF LABORATORY ANALYSIS

This report shall not be reproduced, except in full,
without the written consent of Pace Analytical Services, LLC.

Pace Analytical Services, LLC
9800 Kincey Ave. Suite 100
Huntersville, NC 28078
(704)875-9092

ANALYTICAL RESULTS

Project: 2020-L1-2248
Pace Project No.: 92544467

Sample: AB4 (0-2') **Lab ID: 92544467005** Collected: 06/15/21 11:15 Received: 06/15/21 17:00 Matrix: Solid

Results reported on a "dry weight" basis and are adjusted for percent moisture, sample size and any dilutions.

Parameters	Results	Units	Report Limit	MDL	DF	Prepared	Analyzed	CAS No.	Qual
8260D/5035A/5030B Volatiles	Analytical Method: EPA 8260D Preparation Method: EPA 5035A/5030B Pace Analytical Services - Charlotte								
2,2-Dichloropropane	ND	ug/kg	7.9	2.6	1	06/15/21 17:57	06/16/21 08:32	594-20-7	
1,1-Dichloropropene	ND	ug/kg	7.9	3.8	1	06/15/21 17:57	06/16/21 08:32	563-58-6	
cis-1,3-Dichloropropene	ND	ug/kg	7.9	2.1	1	06/15/21 17:57	06/16/21 08:32	10061-01-5	
trans-1,3-Dichloropropene	ND	ug/kg	7.9	2.7	1	06/15/21 17:57	06/16/21 08:32	10061-02-6	
Diisopropyl ether	ND	ug/kg	7.9	2.1	1	06/15/21 17:57	06/16/21 08:32	108-20-3	
Ethylbenzene	**9.1**	ug/kg	7.9	3.7	1	06/15/21 17:57	06/16/21 08:32	100-41-4	
Hexachloro-1,3-butadiene	ND	ug/kg	15.7	12.9	1	06/15/21 17:57	06/16/21 08:32	87-68-3	
2-Hexanone	ND	ug/kg	78.6	7.6	1	06/15/21 17:57	06/16/21 08:32	591-78-6	
Isopropylbenzene (Cumene)	ND	ug/kg	7.9	2.7	1	06/15/21 17:57	06/16/21 08:32	98-82-8	
p-Isopropyltoluene	ND	ug/kg	7.9	3.9	1	06/15/21 17:57	06/16/21 08:32	99-87-6	
Methylene Chloride	ND	ug/kg	31.4	21.5	1	06/15/21 17:57	06/16/21 08:32	75-09-2	
4-Methyl-2-pentanone (MIBK)	ND	ug/kg	78.6	7.6	1	06/15/21 17:57	06/16/21 08:32	108-10-1	
Methyl-tert-butyl ether	ND	ug/kg	7.9	2.9	1	06/15/21 17:57	06/16/21 08:32	1634-04-4	
Naphthalene	ND	ug/kg	7.9	4.1	1	06/15/21 17:57	06/16/21 08:32	91-20-3	
n-Propylbenzene	ND	ug/kg	7.9	2.8	1	06/15/21 17:57	06/16/21 08:32	103-65-1	
Styrene	ND	ug/kg	7.9	2.1	1	06/15/21 17:57	06/16/21 08:32	100-42-5	
1,1,1,2-Tetrachloroethane	ND	ug/kg	7.9	3.0	1	06/15/21 17:57	06/16/21 08:32	630-20-6	
1,1,2,2-Tetrachloroethane	ND	ug/kg	7.9	2.1	1	06/15/21 17:57	06/16/21 08:32	79-34-5	
Tetrachloroethene	ND	ug/kg	7.9	2.5	1	06/15/21 17:57	06/16/21 08:32	127-18-4	
Toluene	**86.8**	ug/kg	7.9	2.2	1	06/15/21 17:57	06/16/21 08:32	108-88-3	
1,2,3-Trichlorobenzene	ND	ug/kg	7.9	6.4	1	06/15/21 17:57	06/16/21 08:32	87-61-6	
1,2,4-Trichlorobenzene	ND	ug/kg	7.9	6.6	1	06/15/21 17:57	06/16/21 08:32	120-82-1	
1,1,1-Trichloroethane	ND	ug/kg	7.9	4.1	1	06/15/21 17:57	06/16/21 08:32	71-55-6	
1,1,2-Trichloroethane	ND	ug/kg	7.9	2.6	1	06/15/21 17:57	06/16/21 08:32	79-00-5	
Trichloroethene	ND	ug/kg	7.9	2.0	1	06/15/21 17:57	06/16/21 08:32	79-01-6	
Trichlorofluoromethane	ND	ug/kg	7.9	4.3	1	06/15/21 17:57	06/16/21 08:32	75-69-4	
1,2,3-Trichloropropane	ND	ug/kg	7.9	4.0	1	06/15/21 17:57	06/16/21 08:32	96-18-4	
1,2,4-Trimethylbenzene	**8.3**	ug/kg	7.9	2.2	1	06/15/21 17:57	06/16/21 08:32	95-63-6	
1,3,5-Trimethylbenzene	ND	ug/kg	7.9	2.6	1	06/15/21 17:57	06/16/21 08:32	108-67-8	
Vinyl acetate	ND	ug/kg	78.6	5.7	1	06/15/21 17:57	06/16/21 08:32	108-05-4	
Vinyl chloride	ND	ug/kg	15.7	4.0	1	06/15/21 17:57	06/16/21 08:32	75-01-4	
Xylene (Total)	**59.2**	ug/kg	15.7	4.5	1	06/15/21 17:57	06/16/21 08:32	1330-20-7	
m&p-Xylene	**45.8**	ug/kg	15.7	5.4	1	06/15/21 17:57	06/16/21 08:32	179601-23-1	
o-Xylene	**13.4**	ug/kg	7.9	3.5	1	06/15/21 17:57	06/16/21 08:32	95-47-6	
Surrogates									
Toluene-d8 (S)	101	%	70-130		1	06/15/21 17:57	06/16/21 08:32	2037-26-5	
4-Bromofluorobenzene (S)	100	%	69-134		1	06/15/21 17:57	06/16/21 08:32	460-00-4	
1,2-Dichloroethane-d4 (S)	111	%	70-130		1	06/15/21 17:57	06/16/21 08:32	17060-07-0	
Percent Moisture	Analytical Method: SW-846 Pace Analytical Services - Charlotte								
Percent Moisture	**22.5**	%	0.10	0.10	1		06/15/21 17:39		N2

REPORT OF LABORATORY ANALYSIS

This report shall not be reproduced, except in full,
without the written consent of Pace Analytical Services, LLC.

Pace Analytical Services, LLC
9800 Kincey Ave. Suite 100
Huntersville, NC 28078
(704)875-9092

ANALYTICAL RESULTS

Project: 2020-L1-2248
Pace Project No.: 92544467

Sample: AB4 (14-16') **Lab ID: 92544467006** Collected: 06/15/21 11:10 Received: 06/15/21 17:00 Matrix: Solid

Results reported on a "dry weight" basis and are adjusted for percent moisture, sample size and any dilutions.

Parameters	Results	Units	Report Limit	MDL	DF	Prepared	Analyzed	CAS No.	Qual
VPH NC Soil	Analytical Method: MADEP VPH Preparation Method: MADEP VPH Pace Analytical Services - Charlotte								
Total VPH (C5-C12)	**6250**	mg/kg	71.5	71.5	20	06/18/21 13:04	06/24/21 04:28		N2
Aliphatic (C05-C08)	**3920**	mg/kg	71.5	71.5	20	06/18/21 13:04	06/24/21 04:28		N2
Aliphatic (C09-C12)	**2330**	mg/kg	71.5	71.5	20	06/18/21 13:04	06/24/21 04:28		N2
Aliphatic(C09-C12) Adjusted	**1460**	mg/kg	71.5	71.5	20	06/18/21 13:04	06/24/21 04:28		N2
Aromatic (C09-C10)	**868**	mg/kg	71.5	71.5	20	06/18/21 13:04	06/24/21 04:28		N2
Surrogates									
4-Bromofluorobenzene (FID) (S)	99	%	70-130		20	06/18/21 13:04	06/24/21 04:28	460-00-4	
4-Bromofluorobenzene (PID) (S)	96	%	70-130		20	06/18/21 13:04	06/24/21 04:28	460-00-4	
8260D/5035A/5030B Volatiles	Analytical Method: EPA 8260D Preparation Method: EPA 5035A/5030B Pace Analytical Services - Charlotte								
Acetone	ND	ug/kg	5140	1650	50	06/16/21 13:44	06/17/21 00:45	67-64-1	
Benzene	**17900**	ug/kg	257	102	50	06/16/21 13:44	06/17/21 00:45	71-43-2	
Bromobenzene	ND	ug/kg	257	83.8	50	06/16/21 13:44	06/17/21 00:45	108-86-1	
Bromochloromethane	ND	ug/kg	257	76.1	50	06/16/21 13:44	06/17/21 00:45	74-97-5	
Bromodichloromethane	ND	ug/kg	257	99.3	50	06/16/21 13:44	06/17/21 00:45	75-27-4	
Bromoform	ND	ug/kg	257	90.5	50	06/16/21 13:44	06/17/21 00:45	75-25-2	
Bromomethane	ND	ug/kg	514	406	50	06/16/21 13:44	06/17/21 00:45	74-83-9	IK,L1
2-Butanone (MEK)	ND	ug/kg	5140	1230	50	06/16/21 13:44	06/17/21 00:45	78-93-3	
n-Butylbenzene	ND	ug/kg	257	121	50	06/16/21 13:44	06/17/21 00:45	104-51-8	
sec-Butylbenzene	ND	ug/kg	257	113	50	06/16/21 13:44	06/17/21 00:45	135-98-8	
tert-Butylbenzene	ND	ug/kg	257	91.5	50	06/16/21 13:44	06/17/21 00:45	98-06-6	
Carbon tetrachloride	ND	ug/kg	257	96.2	50	06/16/21 13:44	06/17/21 00:45	56-23-5	
Chlorobenzene	**140J**	ug/kg	257	49.4	50	06/16/21 13:44	06/17/21 00:45	108-90-7	
Chloroethane	ND	ug/kg	514	199	50	06/16/21 13:44	06/17/21 00:45	75-00-3	
Chloroform	ND	ug/kg	257	156	50	06/16/21 13:44	06/17/21 00:45	67-66-3	
Chloromethane	ND	ug/kg	514	216	50	06/16/21 13:44	06/17/21 00:45	74-87-3	
2-Chlorotoluene	ND	ug/kg	257	91.0	50	06/16/21 13:44	06/17/21 00:45	95-49-8	
4-Chlorotoluene	ND	ug/kg	257	45.5	50	06/16/21 13:44	06/17/21 00:45	106-43-4	
1,2-Dibromo-3-chloropropane	ND	ug/kg	257	99.8	50	06/16/21 13:44	06/17/21 00:45	96-12-8	
Dibromochloromethane	ND	ug/kg	257	145	50	06/16/21 13:44	06/17/21 00:45	124-48-1	
1,2-Dibromoethane (EDB)	ND	ug/kg	257	113	50	06/16/21 13:44	06/17/21 00:45	106-93-4	
Dibromomethane	ND	ug/kg	257	55.0	50	06/16/21 13:44	06/17/21 00:45	74-95-3	
1,2-Dichlorobenzene	ND	ug/kg	257	92.6	50	06/16/21 13:44	06/17/21 00:45	95-50-1	
1,3-Dichlorobenzene	ND	ug/kg	257	79.7	50	06/16/21 13:44	06/17/21 00:45	541-73-1	
1,4-Dichlorobenzene	ND	ug/kg	257	66.9	50	06/16/21 13:44	06/17/21 00:45	106-46-7	
Dichlorodifluoromethane	ND	ug/kg	514	112	50	06/16/21 13:44	06/17/21 00:45	75-71-8	v2
1,1-Dichloroethane	ND	ug/kg	257	106	50	06/16/21 13:44	06/17/21 00:45	75-34-3	
1,2-Dichloroethane	ND	ug/kg	257	170	50	06/16/21 13:44	06/17/21 00:45	107-06-2	
1,1-Dichloroethene	ND	ug/kg	257	106	50	06/16/21 13:44	06/17/21 00:45	75-35-4	
cis-1,2-Dichloroethene	ND	ug/kg	257	87.9	50	06/16/21 13:44	06/17/21 00:45	156-59-2	
trans-1,2-Dichloroethene	ND	ug/kg	257	90.0	50	06/16/21 13:44	06/17/21 00:45	156-60-5	
1,2-Dichloropropane	ND	ug/kg	257	77.1	50	06/16/21 13:44	06/17/21 00:45	78-87-5	
1,3-Dichloropropane	ND	ug/kg	257	80.2	50	06/16/21 13:44	06/17/21 00:45	142-28-9	

REPORT OF LABORATORY ANALYSIS

This report shall not be reproduced, except in full,
without the written consent of Pace Analytical Services, LLC.

Pace Analytical Services, LLC
9800 Kincey Ave. Suite 100
Huntersville, NC 28078
(704)875-9092

ANALYTICAL RESULTS

Project: 2020-L1-2248
Pace Project No.: 92544467

Sample: AB4 (14-16') **Lab ID: 92544467006** Collected: 06/15/21 11:10 Received: 06/15/21 17:00 Matrix: Solid

Results reported on a "dry weight" basis and are adjusted for percent moisture, sample size and any dilutions.

Parameters	Results	Units	Report Limit	MDL	DF	Prepared	Analyzed	CAS No.	Qual
8260D/5035A/5030B Volatiles	Analytical Method: EPA 8260D Preparation Method: EPA 5035A/5030B Pace Analytical Services - Charlotte								
2,2-Dichloropropane	ND	ug/kg	257	83.8	50	06/16/21 13:44	06/17/21 00:45	594-20-7	
1,1-Dichloropropene	ND	ug/kg	257	123	50	06/16/21 13:44	06/17/21 00:45	563-58-6	
cis-1,3-Dichloropropene	ND	ug/kg	257	69.9	50	06/16/21 13:44	06/17/21 00:45	10061-01-5	
trans-1,3-Dichloropropene	ND	ug/kg	257	88.5	50	06/16/21 13:44	06/17/21 00:45	10061-02-6	
Diisopropyl ether	ND	ug/kg	257	69.4	50	06/16/21 13:44	06/17/21 00:45	108-20-3	
Ethylbenzene	**71300**	ug/kg	257	120	50	06/16/21 13:44	06/17/21 00:45	100-41-4	
Hexachloro-1,3-butadiene	ND	ug/kg	514	421	50	06/16/21 13:44	06/17/21 00:45	87-68-3	
2-Hexanone	ND	ug/kg	2570	248	50	06/16/21 13:44	06/17/21 00:45	591-78-6	
Isopropylbenzene (Cumene)	ND	ug/kg	257	87.4	50	06/16/21 13:44	06/17/21 00:45	98-82-8	
p-Isopropyltoluene	**5420**	ug/kg	257	127	50	06/16/21 13:44	06/17/21 00:45	99-87-6	
Methylene Chloride	ND	ug/kg	1030	705	50	06/16/21 13:44	06/17/21 00:45	75-09-2	
4-Methyl-2-pentanone (MIBK)	ND	ug/kg	2570	248	50	06/16/21 13:44	06/17/21 00:45	108-10-1	
Methyl-tert-butyl ether	ND	ug/kg	257	96.2	50	06/16/21 13:44	06/17/21 00:45	1634-04-4	
Naphthalene	**15100**	ug/kg	257	135	50	06/16/21 13:44	06/17/21 00:45	91-20-3	
n-Propylbenzene	ND	ug/kg	257	91.5	50	06/16/21 13:44	06/17/21 00:45	103-65-1	
Styrene	ND	ug/kg	257	67.9	50	06/16/21 13:44	06/17/21 00:45	100-42-5	
1,1,1,2-Tetrachloroethane	ND	ug/kg	257	98.8	50	06/16/21 13:44	06/17/21 00:45	630-20-6	
1,1,2,2-Tetrachloroethane	ND	ug/kg	257	67.9	50	06/16/21 13:44	06/17/21 00:45	79-34-5	
Tetrachloroethene	ND	ug/kg	257	81.3	50	06/16/21 13:44	06/17/21 00:45	127-18-4	
Toluene	**216000**	ug/kg	257	73.0	50	06/16/21 13:44	06/17/21 00:45	108-88-3	
1,2,3-Trichlorobenzene	ND	ug/kg	257	208	50	06/16/21 13:44	06/17/21 00:45	87-61-6	
1,2,4-Trichlorobenzene	ND	ug/kg	257	216	50	06/16/21 13:44	06/17/21 00:45	120-82-1	
1,1,1-Trichloroethane	ND	ug/kg	257	134	50	06/16/21 13:44	06/17/21 00:45	71-55-6	
1,1,2-Trichloroethane	ND	ug/kg	257	85.4	50	06/16/21 13:44	06/17/21 00:45	79-00-5	
Trichloroethene	ND	ug/kg	257	66.3	50	06/16/21 13:44	06/17/21 00:45	79-01-6	
Trichlorofluoromethane	ND	ug/kg	257	141	50	06/16/21 13:44	06/17/21 00:45	75-69-4	
1,2,3-Trichloropropane	ND	ug/kg	257	130	50	06/16/21 13:44	06/17/21 00:45	96-18-4	
1,2,4-Trimethylbenzene	**125000**	ug/kg	257	70.5	50	06/16/21 13:44	06/17/21 00:45	95-63-6	
1,3,5-Trimethylbenzene	**35600**	ug/kg	257	86.4	50	06/16/21 13:44	06/17/21 00:45	108-67-8	
Vinyl acetate	ND	ug/kg	2570	187	50	06/16/21 13:44	06/17/21 00:45	108-05-4	
Vinyl chloride	ND	ug/kg	514	131	50	06/16/21 13:44	06/17/21 00:45	75-01-4	
Xylene (Total)	**353000**	ug/kg	514	147	50	06/16/21 13:44	06/17/21 00:45	1330-20-7	
m&p-Xylene	**255000**	ug/kg	514	176	50	06/16/21 13:44	06/17/21 00:45	179601-23-1	
o-Xylene	**98800**	ug/kg	257	114	50	06/16/21 13:44	06/17/21 00:45	95-47-6	
Surrogates									
Toluene-d8 (S)	100	%	70-130		50	06/16/21 13:44	06/17/21 00:45	2037-26-5	
4-Bromofluorobenzene (S)	101	%	69-134		50	06/16/21 13:44	06/17/21 00:45	460-00-4	
1,2-Dichloroethane-d4 (S)	111	%	70-130		50	06/16/21 13:44	06/17/21 00:45	17060-07-0	
Percent Moisture	Analytical Method: SW-846 Pace Analytical Services - Charlotte								
Percent Moisture	**9.6**	%	0.10	0.10	1		06/15/21 17:39		N2

REPORT OF LABORATORY ANALYSIS

This report shall not be reproduced, except in full,
without the written consent of Pace Analytical Services, LLC.

Pace Analytical Services, LLC
9800 Kincey Ave. Suite 100
Huntersville, NC 28078
(704)875-9092

ANALYTICAL RESULTS

Project: 2020-L1-2248
Pace Project No.: 92544467

Sample: AA5 (0-2') **Lab ID: 92544467007** Collected: 06/15/21 14:10 Received: 06/15/21 17:00 Matrix: Solid

Results reported on a "dry weight" basis and are adjusted for percent moisture, sample size and any dilutions.

Parameters	Results	Units	Report Limit	MDL	DF	Prepared	Analyzed	CAS No.	Qual
VPH NC Soil	Analytical Method: MADEP VPH Preparation Method: MADEP VPH Pace Analytical Services - Charlotte								
Total VPH (C5-C12)	**25.4**	mg/kg	4.7	4.7	1	06/17/21 14:02	06/18/21 05:45		N2
Aliphatic (C05-C08)	**18.5**	mg/kg	4.7	4.7	1	06/17/21 14:02	06/18/21 05:45		N2
Aliphatic (C09-C12)	**6.9**	mg/kg	4.7	4.7	1	06/17/21 14:02	06/18/21 05:45		N2
Aliphatic(C09-C12) Adjusted	**5.8**	mg/kg	4.7	4.7	1	06/17/21 14:02	06/18/21 05:45		N2
Aromatic (C09-C10)	ND	mg/kg	4.7	4.7	1	06/17/21 14:02	06/18/21 05:45		N2
Surrogates									
4-Bromofluorobenzene (FID) (S)	106	%	70-130		1	06/17/21 14:02	06/18/21 05:45	460-00-4	
4-Bromofluorobenzene (PID) (S)	106	%	70-130		1	06/17/21 14:02	06/18/21 05:45	460-00-4	
8260D/5035A/5030B Volatiles	Analytical Method: EPA 8260D Preparation Method: EPA 5035A/5030B Pace Analytical Services - Charlotte								
Acetone	**1800**	ug/kg	155	49.7	1	06/15/21 17:57	06/16/21 08:50	67-64-1	
Benzene	**814**	ug/kg	7.7	3.1	1	06/15/21 17:57	06/16/21 08:50	71-43-2	
Bromobenzene	ND	ug/kg	7.7	2.5	1	06/15/21 17:57	06/16/21 08:50	108-86-1	
Bromochloromethane	ND	ug/kg	7.7	2.3	1	06/15/21 17:57	06/16/21 08:50	74-97-5	
Bromodichloromethane	ND	ug/kg	7.7	3.0	1	06/15/21 17:57	06/16/21 08:50	75-27-4	
Bromoform	ND	ug/kg	7.7	2.7	1	06/15/21 17:57	06/16/21 08:50	75-25-2	
Bromomethane	ND	ug/kg	15.5	12.2	1	06/15/21 17:57	06/16/21 08:50	74-83-9	IK,L1
2-Butanone (MEK)	**658**	ug/kg	155	37.2	1	06/15/21 17:57	06/16/21 08:50	78-93-3	
n-Butylbenzene	ND	ug/kg	7.7	3.7	1	06/15/21 17:57	06/16/21 08:50	104-51-8	
sec-Butylbenzene	ND	ug/kg	7.7	3.4	1	06/15/21 17:57	06/16/21 08:50	135-98-8	
tert-Butylbenzene	ND	ug/kg	7.7	2.8	1	06/15/21 17:57	06/16/21 08:50	98-06-6	
Carbon tetrachloride	ND	ug/kg	7.7	2.9	1	06/15/21 17:57	06/16/21 08:50	56-23-5	
Chlorobenzene	ND	ug/kg	7.7	1.5	1	06/15/21 17:57	06/16/21 08:50	108-90-7	
Chloroethane	ND	ug/kg	15.5	6.0	1	06/15/21 17:57	06/16/21 08:50	75-00-3	
Chloroform	ND	ug/kg	7.7	4.7	1	06/15/21 17:57	06/16/21 08:50	67-66-3	
Chloromethane	ND	ug/kg	15.5	6.5	1	06/15/21 17:57	06/16/21 08:50	74-87-3	
2-Chlorotoluene	ND	ug/kg	7.7	2.7	1	06/15/21 17:57	06/16/21 08:50	95-49-8	
4-Chlorotoluene	ND	ug/kg	7.7	1.4	1	06/15/21 17:57	06/16/21 08:50	106-43-4	
1,2-Dibromo-3-chloropropane	ND	ug/kg	7.7	3.0	1	06/15/21 17:57	06/16/21 08:50	96-12-8	
Dibromochloromethane	ND	ug/kg	7.7	4.4	1	06/15/21 17:57	06/16/21 08:50	124-48-1	
1,2-Dibromoethane (EDB)	ND	ug/kg	7.7	3.4	1	06/15/21 17:57	06/16/21 08:50	106-93-4	
Dibromomethane	ND	ug/kg	7.7	1.7	1	06/15/21 17:57	06/16/21 08:50	74-95-3	
1,2-Dichlorobenzene	ND	ug/kg	7.7	2.8	1	06/15/21 17:57	06/16/21 08:50	95-50-1	
1,3-Dichlorobenzene	ND	ug/kg	7.7	2.4	1	06/15/21 17:57	06/16/21 08:50	541-73-1	
1,4-Dichlorobenzene	ND	ug/kg	7.7	2.0	1	06/15/21 17:57	06/16/21 08:50	106-46-7	
Dichlorodifluoromethane	ND	ug/kg	15.5	3.4	1	06/15/21 17:57	06/16/21 08:50	75-71-8	
1,1-Dichloroethane	ND	ug/kg	7.7	3.2	1	06/15/21 17:57	06/16/21 08:50	75-34-3	
1,2-Dichloroethane	ND	ug/kg	7.7	5.1	1	06/15/21 17:57	06/16/21 08:50	107-06-2	
1,1-Dichloroethene	ND	ug/kg	7.7	3.2	1	06/15/21 17:57	06/16/21 08:50	75-35-4	
cis-1,2-Dichloroethene	ND	ug/kg	7.7	2.6	1	06/15/21 17:57	06/16/21 08:50	156-59-2	
trans-1,2-Dichloroethene	ND	ug/kg	7.7	2.7	1	06/15/21 17:57	06/16/21 08:50	156-60-5	
1,2-Dichloropropane	ND	ug/kg	7.7	2.3	1	06/15/21 17:57	06/16/21 08:50	78-87-5	
1,3-Dichloropropane	ND	ug/kg	7.7	2.4	1	06/15/21 17:57	06/16/21 08:50	142-28-9	

REPORT OF LABORATORY ANALYSIS

This report shall not be reproduced, except in full,
without the written consent of Pace Analytical Services, LLC.

Pace Analytical Services, LLC
9800 Kincey Ave. Suite 100
Huntersville, NC 28078
(704)875-9092

ANALYTICAL RESULTS

Project: 2020-L1-2248
Pace Project No.: 92544467

Sample: AA5 (0-2') **Lab ID: 92544467007** Collected: 06/15/21 14:10 Received: 06/15/21 17:00 Matrix: Solid

Results reported on a "dry weight" basis and are adjusted for percent moisture, sample size and any dilutions.

Parameters	Results	Units	Report Limit	MDL	DF	Prepared	Analyzed	CAS No.	Qual
8260D/5035A/5030B Volatiles	Analytical Method: EPA 8260D Preparation Method: EPA 5035A/5030B Pace Analytical Services - Charlotte								
2,2-Dichloropropane	ND	ug/kg	7.7	2.5	1	06/15/21 17:57	06/16/21 08:50	594-20-7	
1,1-Dichloropropene	ND	ug/kg	7.7	3.7	1	06/15/21 17:57	06/16/21 08:50	563-58-6	
cis-1,3-Dichloropropene	ND	ug/kg	7.7	2.1	1	06/15/21 17:57	06/16/21 08:50	10061-01-5	
trans-1,3-Dichloropropene	ND	ug/kg	7.7	2.7	1	06/15/21 17:57	06/16/21 08:50	10061-02-6	
Diisopropyl ether	**12.6**	ug/kg	7.7	2.1	1	06/15/21 17:57	06/16/21 08:50	108-20-3	
Ethylbenzene	**146**	ug/kg	7.7	3.6	1	06/15/21 17:57	06/16/21 08:50	100-41-4	
Hexachloro-1,3-butadiene	ND	ug/kg	15.5	12.7	1	06/15/21 17:57	06/16/21 08:50	87-68-3	
2-Hexanone	ND	ug/kg	77.4	7.5	1	06/15/21 17:57	06/16/21 08:50	591-78-6	
Isopropylbenzene (Cumene)	**4.8J**	ug/kg	7.7	2.6	1	06/15/21 17:57	06/16/21 08:50	98-82-8	
p-Isopropyltoluene	ND	ug/kg	7.7	3.8	1	06/15/21 17:57	06/16/21 08:50	99-87-6	
Methylene Chloride	ND	ug/kg	31.0	21.2	1	06/15/21 17:57	06/16/21 08:50	75-09-2	
4-Methyl-2-pentanone (MIBK)	ND	ug/kg	77.4	7.5	1	06/15/21 17:57	06/16/21 08:50	108-10-1	
Methyl-tert-butyl ether	ND	ug/kg	7.7	2.9	1	06/15/21 17:57	06/16/21 08:50	1634-04-4	
Naphthalene	ND	ug/kg	7.7	4.1	1	06/15/21 17:57	06/16/21 08:50	91-20-3	
n-Propylbenzene	**30.3**	ug/kg	7.7	2.8	1	06/15/21 17:57	06/16/21 08:50	103-65-1	
Styrene	ND	ug/kg	7.7	2.0	1	06/15/21 17:57	06/16/21 08:50	100-42-5	
1,1,1,2-Tetrachloroethane	ND	ug/kg	7.7	3.0	1	06/15/21 17:57	06/16/21 08:50	630-20-6	
1,1,2,2-Tetrachloroethane	ND	ug/kg	7.7	2.0	1	06/15/21 17:57	06/16/21 08:50	79-34-5	
Tetrachloroethene	ND	ug/kg	7.7	2.4	1	06/15/21 17:57	06/16/21 08:50	127-18-4	
Toluene	**1890**	ug/kg	7.7	2.2	1	06/15/21 17:57	06/16/21 08:50	108-88-3	
1,2,3-Trichlorobenzene	ND	ug/kg	7.7	6.3	1	06/15/21 17:57	06/16/21 08:50	87-61-6	
1,2,4-Trichlorobenzene	ND	ug/kg	7.7	6.5	1	06/15/21 17:57	06/16/21 08:50	120-82-1	
1,1,1-Trichloroethane	ND	ug/kg	7.7	4.0	1	06/15/21 17:57	06/16/21 08:50	71-55-6	
1,1,2-Trichloroethane	ND	ug/kg	7.7	2.6	1	06/15/21 17:57	06/16/21 08:50	79-00-5	
Trichloroethene	ND	ug/kg	7.7	2.0	1	06/15/21 17:57	06/16/21 08:50	79-01-6	
Trichlorofluoromethane	ND	ug/kg	7.7	4.3	1	06/15/21 17:57	06/16/21 08:50	75-69-4	
1,2,3-Trichloropropane	ND	ug/kg	7.7	3.9	1	06/15/21 17:57	06/16/21 08:50	96-18-4	
1,2,4-Trimethylbenzene	**42.4**	ug/kg	7.7	2.1	1	06/15/21 17:57	06/16/21 08:50	95-63-6	
1,3,5-Trimethylbenzene	ND	ug/kg	7.7	2.6	1	06/15/21 17:57	06/16/21 08:50	108-67-8	
Vinyl acetate	ND	ug/kg	77.4	5.6	1	06/15/21 17:57	06/16/21 08:50	108-05-4	
Vinyl chloride	ND	ug/kg	15.5	3.9	1	06/15/21 17:57	06/16/21 08:50	75-01-4	
Xylene (Total)	**733**	ug/kg	15.5	4.4	1	06/15/21 17:57	06/16/21 08:50	1330-20-7	
m&p-Xylene	**505**	ug/kg	15.5	5.3	1	06/15/21 17:57	06/16/21 08:50	179601-23-1	
o-Xylene	**228**	ug/kg	7.7	3.4	1	06/15/21 17:57	06/16/21 08:50	95-47-6	
Surrogates									
Toluene-d8 (S)	101	%	70-130		1	06/15/21 17:57	06/16/21 08:50	2037-26-5	
4-Bromofluorobenzene (S)	100	%	69-134		1	06/15/21 17:57	06/16/21 08:50	460-00-4	
1,2-Dichloroethane-d4 (S)	111	%	70-130		1	06/15/21 17:57	06/16/21 08:50	17060-07-0	
Percent Moisture	Analytical Method: SW-846 Pace Analytical Services - Charlotte								
Percent Moisture	**24.8**	%	0.10	0.10	1		06/15/21 17:39		N2

REPORT OF LABORATORY ANALYSIS

This report shall not be reproduced, except in full,
without the written consent of Pace Analytical Services, LLC.

Pace Analytical Services, LLC
9800 Kincey Ave. Suite 100
Huntersville, NC 28078
(704)875-9092

ANALYTICAL RESULTS

Project: 2020-L1-2248
Pace Project No.: 92544467

Sample: AA5 (6-8') **Lab ID: 92544467008** Collected: 06/15/21 14:15 Received: 06/15/21 17:00 Matrix: Solid

Results reported on a "dry weight" basis and are adjusted for percent moisture, sample size and any dilutions.

Parameters	Results	Units	Report Limit	MDL	DF	Prepared	Analyzed	CAS No.	Qual
VPH NC Soil	Analytical Method: MADEP VPH Preparation Method: MADEP VPH Pace Analytical Services - Charlotte								
Total VPH (C5-C12)	**6700**	mg/kg	61.0	61.0	25	06/18/21 13:04	06/24/21 04:56		N2
Aliphatic (C05-C08)	**4470**	mg/kg	61.0	61.0	25	06/18/21 13:04	06/24/21 04:56		N2
Aliphatic (C09-C12)	**2230**	mg/kg	61.0	61.0	25	06/18/21 13:04	06/24/21 04:56		N2
Aliphatic(C09-C12) Adjusted	**1510**	mg/kg	61.0	61.0	25	06/18/21 13:04	06/24/21 04:56		N2
Aromatic (C09-C10)	**711**	mg/kg	61.0	61.0	25	06/18/21 13:04	06/24/21 04:56		N2
Surrogates									
4-Bromofluorobenzene (FID) (S)	102	%	70-130		25	06/18/21 13:04	06/24/21 04:56	460-00-4	
4-Bromofluorobenzene (PID) (S)	100	%	70-130		25	06/18/21 13:04	06/24/21 04:56	460-00-4	
8260D/5035A/5030B Volatiles	Analytical Method: EPA 8260D Preparation Method: EPA 5035A/5030B Pace Analytical Services - Charlotte								
Acetone	**10400J**	ug/kg	11200	3580	100	06/15/21 17:57	06/16/21 12:46	67-64-1	
Benzene	**32300**	ug/kg	558	222	100	06/15/21 17:57	06/16/21 12:46	71-43-2	
Bromobenzene	ND	ug/kg	558	182	100	06/15/21 17:57	06/16/21 12:46	108-86-1	
Bromochloromethane	ND	ug/kg	558	165	100	06/15/21 17:57	06/16/21 12:46	74-97-5	
Bromodichloromethane	ND	ug/kg	558	215	100	06/15/21 17:57	06/16/21 12:46	75-27-4	
Bromoform	ND	ug/kg	558	196	100	06/15/21 17:57	06/16/21 12:46	75-25-2	
Bromomethane	ND	ug/kg	1120	882	100	06/15/21 17:57	06/16/21 12:46	74-83-9	IK,L1
2-Butanone (MEK)	ND	ug/kg	11200	2680	100	06/15/21 17:57	06/16/21 12:46	78-93-3	
n-Butylbenzene	**9120**	ug/kg	558	263	100	06/15/21 17:57	06/16/21 12:46	104-51-8	
sec-Butylbenzene	ND	ug/kg	558	246	100	06/15/21 17:57	06/16/21 12:46	135-98-8	
tert-Butylbenzene	ND	ug/kg	558	199	100	06/15/21 17:57	06/16/21 12:46	98-06-6	
Carbon tetrachloride	ND	ug/kg	558	209	100	06/15/21 17:57	06/16/21 12:46	56-23-5	
Chlorobenzene	ND	ug/kg	558	107	100	06/15/21 17:57	06/16/21 12:46	108-90-7	
Chloroethane	ND	ug/kg	1120	431	100	06/15/21 17:57	06/16/21 12:46	75-00-3	
Chloroform	ND	ug/kg	558	339	100	06/15/21 17:57	06/16/21 12:46	67-66-3	
Chloromethane	ND	ug/kg	1120	469	100	06/15/21 17:57	06/16/21 12:46	74-87-3	
2-Chlorotoluene	ND	ug/kg	558	198	100	06/15/21 17:57	06/16/21 12:46	95-49-8	
4-Chlorotoluene	ND	ug/kg	558	98.8	100	06/15/21 17:57	06/16/21 12:46	106-43-4	
1,2-Dibromo-3-chloropropane	ND	ug/kg	558	216	100	06/15/21 17:57	06/16/21 12:46	96-12-8	
Dibromochloromethane	ND	ug/kg	558	314	100	06/15/21 17:57	06/16/21 12:46	124-48-1	
1,2-Dibromoethane (EDB)	ND	ug/kg	558	246	100	06/15/21 17:57	06/16/21 12:46	106-93-4	
Dibromomethane	ND	ug/kg	558	119	100	06/15/21 17:57	06/16/21 12:46	74-95-3	
1,2-Dichlorobenzene	ND	ug/kg	558	201	100	06/15/21 17:57	06/16/21 12:46	95-50-1	
1,3-Dichlorobenzene	ND	ug/kg	558	173	100	06/15/21 17:57	06/16/21 12:46	541-73-1	
1,4-Dichlorobenzene	ND	ug/kg	558	145	100	06/15/21 17:57	06/16/21 12:46	106-46-7	
Dichlorodifluoromethane	ND	ug/kg	1120	242	100	06/15/21 17:57	06/16/21 12:46	75-71-8	
1,1-Dichloroethane	ND	ug/kg	558	230	100	06/15/21 17:57	06/16/21 12:46	75-34-3	
1,2-Dichloroethane	ND	ug/kg	558	369	100	06/15/21 17:57	06/16/21 12:46	107-06-2	
1,1-Dichloroethene	ND	ug/kg	558	230	100	06/15/21 17:57	06/16/21 12:46	75-35-4	
cis-1,2-Dichloroethene	ND	ug/kg	558	191	100	06/15/21 17:57	06/16/21 12:46	156-59-2	
trans-1,2-Dichloroethene	ND	ug/kg	558	195	100	06/15/21 17:57	06/16/21 12:46	156-60-5	
1,2-Dichloropropane	ND	ug/kg	558	167	100	06/15/21 17:57	06/16/21 12:46	78-87-5	
1,3-Dichloropropane	ND	ug/kg	558	174	100	06/15/21 17:57	06/16/21 12:46	142-28-9	

REPORT OF LABORATORY ANALYSIS

This report shall not be reproduced, except in full,
without the written consent of Pace Analytical Services, LLC.

Pace Analytical Services, LLC
9800 Kincey Ave. Suite 100
Huntersville, NC 28078
(704)875-9092

ANALYTICAL RESULTS

Project: 2020-L1-2248
Pace Project No.: 92544467

Sample: AA5 (6-8') **Lab ID: 92544467008** Collected: 06/15/21 14:15 Received: 06/15/21 17:00 Matrix: Solid

Results reported on a "dry weight" basis and are adjusted for percent moisture, sample size and any dilutions.

Parameters	Results	Units	Report Limit	MDL	DF	Prepared	Analyzed	CAS No.	Qual
8260D/5035A/5030B Volatiles	Analytical Method: EPA 8260D Preparation Method: EPA 5035A/5030B Pace Analytical Services - Charlotte								
2,2-Dichloropropane	ND	ug/kg	558	182	100	06/15/21 17:57	06/16/21 12:46	594-20-7	
1,1-Dichloropropene	ND	ug/kg	558	268	100	06/15/21 17:57	06/16/21 12:46	563-58-6	
cis-1,3-Dichloropropene	ND	ug/kg	558	152	100	06/15/21 17:57	06/16/21 12:46	10061-01-5	
trans-1,3-Dichloropropene	ND	ug/kg	558	192	100	06/15/21 17:57	06/16/21 12:46	10061-02-6	
Diisopropyl ether	ND	ug/kg	558	151	100	06/15/21 17:57	06/16/21 12:46	108-20-3	
Ethylbenzene	**137000**	ug/kg	558	260	100	06/15/21 17:57	06/16/21 12:46	100-41-4	
Hexachloro-1,3-butadiene	ND	ug/kg	1120	913	100	06/15/21 17:57	06/16/21 12:46	87-68-3	
2-Hexanone	ND	ug/kg	5580	538	100	06/15/21 17:57	06/16/21 12:46	591-78-6	
Isopropylbenzene (Cumene)	**10800**	ug/kg	558	190	100	06/15/21 17:57	06/16/21 12:46	98-82-8	
p-Isopropyltoluene	**9250**	ug/kg	558	275	100	06/15/21 17:57	06/16/21 12:46	99-87-6	
Methylene Chloride	ND	ug/kg	2230	1530	100	06/15/21 17:57	06/16/21 12:46	75-09-2	
4-Methyl-2-pentanone (MIBK)	ND	ug/kg	5580	538	100	06/15/21 17:57	06/16/21 12:46	108-10-1	
Methyl-tert-butyl ether	ND	ug/kg	558	209	100	06/15/21 17:57	06/16/21 12:46	1634-04-4	
Naphthalene	**20600**	ug/kg	558	293	100	06/15/21 17:57	06/16/21 12:46	91-20-3	
n-Propylbenzene	ND	ug/kg	558	199	100	06/15/21 17:57	06/16/21 12:46	103-65-1	
Styrene	ND	ug/kg	558	147	100	06/15/21 17:57	06/16/21 12:46	100-42-5	
1,1,1,2-Tetrachloroethane	ND	ug/kg	558	214	100	06/15/21 17:57	06/16/21 12:46	630-20-6	
1,1,2,2-Tetrachloroethane	ND	ug/kg	558	147	100	06/15/21 17:57	06/16/21 12:46	79-34-5	
Tetrachloroethene	ND	ug/kg	558	176	100	06/15/21 17:57	06/16/21 12:46	127-18-4	
Toluene	**426000**	ug/kg	558	158	100	06/15/21 17:57	06/16/21 12:46	108-88-3	
1,2,3-Trichlorobenzene	ND	ug/kg	558	451	100	06/15/21 17:57	06/16/21 12:46	87-61-6	
1,2,4-Trichlorobenzene	ND	ug/kg	558	469	100	06/15/21 17:57	06/16/21 12:46	120-82-1	
1,1,1-Trichloroethane	ND	ug/kg	558	290	100	06/15/21 17:57	06/16/21 12:46	71-55-6	
1,1,2-Trichloroethane	ND	ug/kg	558	185	100	06/15/21 17:57	06/16/21 12:46	79-00-5	
Trichloroethene	ND	ug/kg	558	144	100	06/15/21 17:57	06/16/21 12:46	79-01-6	
Trichlorofluoromethane	ND	ug/kg	558	307	100	06/15/21 17:57	06/16/21 12:46	75-69-4	
1,2,3-Trichloropropane	ND	ug/kg	558	282	100	06/15/21 17:57	06/16/21 12:46	96-18-4	
1,2,4-Trimethylbenzene	**200000**	ug/kg	558	153	100	06/15/21 17:57	06/16/21 12:46	95-63-6	
1,3,5-Trimethylbenzene	ND	ug/kg	558	187	100	06/15/21 17:57	06/16/21 12:46	108-67-8	
Vinyl acetate	ND	ug/kg	5580	406	100	06/15/21 17:57	06/16/21 12:46	108-05-4	
Vinyl chloride	ND	ug/kg	1120	283	100	06/15/21 17:57	06/16/21 12:46	75-01-4	
Xylene (Total)	**683000**	ug/kg	1120	318	100	06/15/21 17:57	06/16/21 12:46	1330-20-7	
m&p-Xylene	**486000**	ug/kg	1120	382	100	06/15/21 17:57	06/16/21 12:46	179601-23-1	
o-Xylene	**197000**	ug/kg	558	247	100	06/15/21 17:57	06/16/21 12:46	95-47-6	
Surrogates									
Toluene-d8 (S)	100	%	70-130		100	06/15/21 17:57	06/16/21 12:46	2037-26-5	
4-Bromofluorobenzene (S)	101	%	69-134		100	06/15/21 17:57	06/16/21 12:46	460-00-4	
1,2-Dichloroethane-d4 (S)	111	%	70-130		100	06/15/21 17:57	06/16/21 12:46	17060-07-0	
Percent Moisture	Analytical Method: SW-846 Pace Analytical Services - Charlotte								
Percent Moisture	**13.6**	%	0.10	0.10	1		06/15/21 17:40		N2

REPORT OF LABORATORY ANALYSIS

This report shall not be reproduced, except in full,
without the written consent of Pace Analytical Services, LLC.

Pace Analytical Services, LLC
9800 Kincey Ave. Suite 100
Huntersville, NC 28078
(704)875-9092

ANALYTICAL RESULTS

Project: 2020-L1-2248
Pace Project No.: 92544467

Sample: AB5 (0-2') **Lab ID: 92544467009** Collected: 06/15/21 15:45 Received: 06/15/21 17:00 Matrix: Solid

Results reported on a "dry weight" basis and are adjusted for percent moisture, sample size and any dilutions.

Parameters	Results	Units	Report Limit	MDL	DF	Prepared	Analyzed	CAS No.	Qual
VPH NC Soil	Analytical Method: MADEP VPH Preparation Method: MADEP VPH Pace Analytical Services - Charlotte								
Total VPH (C5-C12)	**3220**	mg/kg	35.8	35.8	12.5	06/18/21 13:04	06/24/21 05:25		N2
Aliphatic (C05-C08)	**2110**	mg/kg	35.8	35.8	12.5	06/18/21 13:04	06/24/21 05:25		N2
Aliphatic (C09-C12)	**1110**	mg/kg	35.8	35.8	12.5	06/18/21 13:04	06/24/21 05:25		N2
Aliphatic(C09-C12) Adjusted	**805**	mg/kg	35.8	35.8	12.5	06/18/21 13:04	06/24/21 05:25		N2
Aromatic (C09-C10)	**308**	mg/kg	35.8	35.8	12.5	06/18/21 13:04	06/24/21 05:25		N2
Surrogates									
4-Bromofluorobenzene (FID) (S)	103	%	70-130		12.5	06/18/21 13:04	06/24/21 05:25	460-00-4	
4-Bromofluorobenzene (PID) (S)	98	%	70-130		12.5	06/18/21 13:04	06/24/21 05:25	460-00-4	
8260D/5035A/5030B Volatiles	Analytical Method: EPA 8260D Preparation Method: EPA 5035A/5030B Pace Analytical Services - Charlotte								
Acetone	ND	ug/kg	3060	981	20	06/16/21 13:44	06/17/21 01:21	67-64-1	
Benzene	**10200**	ug/kg	153	60.8	20	06/16/21 13:44	06/17/21 01:21	71-43-2	
Bromobenzene	ND	ug/kg	153	49.8	20	06/16/21 13:44	06/17/21 01:21	108-86-1	
Bromochloromethane	ND	ug/kg	153	45.2	20	06/16/21 13:44	06/17/21 01:21	74-97-5	
Bromodichloromethane	ND	ug/kg	153	59.0	20	06/16/21 13:44	06/17/21 01:21	75-27-4	
Bromoform	ND	ug/kg	153	53.8	20	06/16/21 13:44	06/17/21 01:21	75-25-2	
Bromomethane	ND	ug/kg	306	241	20	06/16/21 13:44	06/17/21 01:21	74-83-9	IK,L1
2-Butanone (MEK)	ND	ug/kg	3060	733	20	06/16/21 13:44	06/17/21 01:21	78-93-3	
n-Butylbenzene	ND	ug/kg	153	72.1	20	06/16/21 13:44	06/17/21 01:21	104-51-8	
sec-Butylbenzene	ND	ug/kg	153	67.2	20	06/16/21 13:44	06/17/21 01:21	135-98-8	
tert-Butylbenzene	ND	ug/kg	153	54.4	20	06/16/21 13:44	06/17/21 01:21	98-06-6	
Carbon tetrachloride	ND	ug/kg	153	57.2	20	06/16/21 13:44	06/17/21 01:21	56-23-5	
Chlorobenzene	ND	ug/kg	153	29.3	20	06/16/21 13:44	06/17/21 01:21	108-90-7	
Chloroethane	ND	ug/kg	306	118	20	06/16/21 13:44	06/17/21 01:21	75-00-3	
Chloroform	ND	ug/kg	153	92.9	20	06/16/21 13:44	06/17/21 01:21	67-66-3	
Chloromethane	ND	ug/kg	306	128	20	06/16/21 13:44	06/17/21 01:21	74-87-3	
2-Chlorotoluene	ND	ug/kg	153	54.1	20	06/16/21 13:44	06/17/21 01:21	95-49-8	
4-Chlorotoluene	ND	ug/kg	153	27.0	20	06/16/21 13:44	06/17/21 01:21	106-43-4	
1,2-Dibromo-3-chloropropane	ND	ug/kg	153	59.3	20	06/16/21 13:44	06/17/21 01:21	96-12-8	
Dibromochloromethane	ND	ug/kg	153	85.9	20	06/16/21 13:44	06/17/21 01:21	124-48-1	
1,2-Dibromoethane (EDB)	ND	ug/kg	153	67.2	20	06/16/21 13:44	06/17/21 01:21	106-93-4	
Dibromomethane	ND	ug/kg	153	32.7	20	06/16/21 13:44	06/17/21 01:21	74-95-3	
1,2-Dichlorobenzene	ND	ug/kg	153	55.0	20	06/16/21 13:44	06/17/21 01:21	95-50-1	
1,3-Dichlorobenzene	ND	ug/kg	153	47.4	20	06/16/21 13:44	06/17/21 01:21	541-73-1	
1,4-Dichlorobenzene	ND	ug/kg	153	39.7	20	06/16/21 13:44	06/17/21 01:21	106-46-7	
Dichlorodifluoromethane	ND	ug/kg	306	66.3	20	06/16/21 13:44	06/17/21 01:21	75-71-8	v2
1,1-Dichloroethane	ND	ug/kg	153	63.0	20	06/16/21 13:44	06/17/21 01:21	75-34-3	
1,2-Dichloroethane	ND	ug/kg	153	101	20	06/16/21 13:44	06/17/21 01:21	107-06-2	
1,1-Dichloroethene	ND	ug/kg	153	63.0	20	06/16/21 13:44	06/17/21 01:21	75-35-4	
cis-1,2-Dichloroethene	ND	ug/kg	153	52.3	20	06/16/21 13:44	06/17/21 01:21	156-59-2	
trans-1,2-Dichloroethene	ND	ug/kg	153	53.5	20	06/16/21 13:44	06/17/21 01:21	156-60-5	
1,2-Dichloropropane	ND	ug/kg	153	45.8	20	06/16/21 13:44	06/17/21 01:21	78-87-5	
1,3-Dichloropropane	ND	ug/kg	153	47.7	20	06/16/21 13:44	06/17/21 01:21	142-28-9	

This report shall not be reproduced, except in full,
without the written consent of Pace Analytical Services, LLC.

Pace Analytical Services, LLC
9800 Kincey Ave. Suite 100
Huntersville, NC 28078
(704)875-9092

ANALYTICAL RESULTS

Project: 2020-L1-2248
Pace Project No.: 92544467

Sample: AB5 (0-2') **Lab ID: 92544467009** Collected: 06/15/21 15:45 Received: 06/15/21 17:00 Matrix: Solid

Results reported on a "dry weight" basis and are adjusted for percent moisture, sample size and any dilutions.

Parameters	Results	Units	Report Limit	MDL	DF	Prepared	Analyzed	CAS No.	Qual
8260D/5035A/5030B Volatiles	Analytical Method: EPA 8260D Preparation Method: EPA 5035A/5030B Pace Analytical Services - Charlotte								
2,2-Dichloropropane	ND	ug/kg	153	49.8	20	06/16/21 13:44	06/17/21 01:21	594-20-7	
1,1-Dichloropropene	ND	ug/kg	153	73.3	20	06/16/21 13:44	06/17/21 01:21	563-58-6	
cis-1,3-Dichloropropene	ND	ug/kg	153	41.6	20	06/16/21 13:44	06/17/21 01:21	10061-01-5	
trans-1,3-Dichloropropene	ND	ug/kg	153	52.6	20	06/16/21 13:44	06/17/21 01:21	10061-02-6	
Diisopropyl ether	**4460**	ug/kg	153	41.3	20	06/16/21 13:44	06/17/21 01:21	108-20-3	
Ethylbenzene	**32800**	ug/kg	153	71.2	20	06/16/21 13:44	06/17/21 01:21	100-41-4	
Hexachloro-1,3-butadiene	ND	ug/kg	306	250	20	06/16/21 13:44	06/17/21 01:21	87-68-3	
2-Hexanone	ND	ug/kg	1530	147	20	06/16/21 13:44	06/17/21 01:21	591-78-6	
Isopropylbenzene (Cumene)	**1610**	ug/kg	153	52.0	20	06/16/21 13:44	06/17/21 01:21	98-82-8	
p-Isopropyltoluene	ND	ug/kg	153	75.2	20	06/16/21 13:44	06/17/21 01:21	99-87-6	
Methylene Chloride	ND	ug/kg	611	419	20	06/16/21 13:44	06/17/21 01:21	75-09-2	
4-Methyl-2-pentanone (MIBK)	ND	ug/kg	1530	147	20	06/16/21 13:44	06/17/21 01:21	108-10-1	
Methyl-tert-butyl ether	ND	ug/kg	153	57.2	20	06/16/21 13:44	06/17/21 01:21	1634-04-4	
Naphthalene	**5710**	ug/kg	153	80.4	20	06/16/21 13:44	06/17/21 01:21	91-20-3	
n-Propylbenzene	ND	ug/kg	153	54.4	20	06/16/21 13:44	06/17/21 01:21	103-65-1	
Styrene	ND	ug/kg	153	40.3	20	06/16/21 13:44	06/17/21 01:21	100-42-5	
1,1,1,2-Tetrachloroethane	ND	ug/kg	153	58.7	20	06/16/21 13:44	06/17/21 01:21	630-20-6	
1,1,2,2-Tetrachloroethane	ND	ug/kg	153	40.3	20	06/16/21 13:44	06/17/21 01:21	79-34-5	
Tetrachloroethene	ND	ug/kg	153	48.3	20	06/16/21 13:44	06/17/21 01:21	127-18-4	
Toluene	**80400**	ug/kg	153	43.4	20	06/16/21 13:44	06/17/21 01:21	108-88-3	
1,2,3-Trichlorobenzene	ND	ug/kg	153	123	20	06/16/21 13:44	06/17/21 01:21	87-61-6	
1,2,4-Trichlorobenzene	ND	ug/kg	153	128	20	06/16/21 13:44	06/17/21 01:21	120-82-1	
1,1,1-Trichloroethane	ND	ug/kg	153	79.5	20	06/16/21 13:44	06/17/21 01:21	71-55-6	
1,1,2-Trichloroethane	ND	ug/kg	153	50.7	20	06/16/21 13:44	06/17/21 01:21	79-00-5	
Trichloroethene	ND	ug/kg	153	39.4	20	06/16/21 13:44	06/17/21 01:21	79-01-6	
Trichlorofluoromethane	ND	ug/kg	153	84.0	20	06/16/21 13:44	06/17/21 01:21	75-69-4	
1,2,3-Trichloropropane	ND	ug/kg	153	77.3	20	06/16/21 13:44	06/17/21 01:21	96-18-4	
1,2,4-Trimethylbenzene	**33700**	ug/kg	153	41.9	20	06/16/21 13:44	06/17/21 01:21	95-63-6	
1,3,5-Trimethylbenzene	ND	ug/kg	153	51.3	20	06/16/21 13:44	06/17/21 01:21	108-67-8	
Vinyl acetate	ND	ug/kg	1530	111	20	06/16/21 13:44	06/17/21 01:21	108-05-4	
Vinyl chloride	ND	ug/kg	306	77.6	20	06/16/21 13:44	06/17/21 01:21	75-01-4	
Xylene (Total)	**178000**	ug/kg	306	87.1	20	06/16/21 13:44	06/17/21 01:21	1330-20-7	
m&p-Xylene	**127000**	ug/kg	306	105	20	06/16/21 13:44	06/17/21 01:21	179601-23-1	
o-Xylene	**51100**	ug/kg	153	67.5	20	06/16/21 13:44	06/17/21 01:21	95-47-6	
Surrogates									
Toluene-d8 (S)	100	%	70-130		20	06/16/21 13:44	06/17/21 01:21	2037-26-5	
4-Bromofluorobenzene (S)	102	%	69-134		20	06/16/21 13:44	06/17/21 01:21	460-00-4	
1,2-Dichloroethane-d4 (S)	109	%	70-130		20	06/16/21 13:44	06/17/21 01:21	17060-07-0	
Percent Moisture	Analytical Method: SW-846 Pace Analytical Services - Charlotte								
Percent Moisture	**19.7**	%	0.10	0.10	1		06/15/21 17:40		N2

REPORT OF LABORATORY ANALYSIS

This report shall not be reproduced, except in full,
without the written consent of Pace Analytical Services, LLC.

Pace Analytical Services, LLC
9800 Kincey Ave. Suite 100
Huntersville, NC 28078
(704)875-9092

ANALYTICAL RESULTS

Project: 2020-L1-2248
Pace Project No.: 92544467

Sample: AB5 (2-4') **Lab ID: 92544467010** Collected: 06/15/21 15:40 Received: 06/15/21 17:00 Matrix: Solid

Results reported on a "dry weight" basis and are adjusted for percent moisture, sample size and any dilutions.

Parameters	Results	Units	Report Limit	MDL	DF	Prepared	Analyzed	CAS No.	Qual
VPH NC Soil	Analytical Method: MADEP VPH Preparation Method: MADEP VPH Pace Analytical Services - Charlotte								
Total VPH (C5-C12)	**2650**	mg/kg	31.7	31.7	10	06/18/21 13:04	06/24/21 05:53		N2
Aliphatic (C05-C08)	**1700**	mg/kg	31.7	31.7	10	06/18/21 13:04	06/24/21 05:53		N2
Aliphatic (C09-C12)	**948**	mg/kg	31.7	31.7	10	06/18/21 13:04	06/24/21 05:53		N2
Aliphatic(C09-C12) Adjusted	**682**	mg/kg	31.7	31.7	10	06/18/21 13:04	06/24/21 05:53		N2
Aromatic (C09-C10)	**266**	mg/kg	31.7	31.7	10	06/18/21 13:04	06/24/21 05:53		N2
Surrogates									
4-Bromofluorobenzene (FID) (S)	105	%	70-130		10	06/18/21 13:04	06/24/21 05:53	460-00-4	
4-Bromofluorobenzene (PID) (S)	99	%	70-130		10	06/18/21 13:04	06/24/21 05:53	460-00-4	
8260D/5035A/5030B Volatiles	Analytical Method: EPA 8260D Preparation Method: EPA 5035A/5030B Pace Analytical Services - Charlotte								
Acetone	ND	ug/kg	1460	468	12.5	06/16/21 13:44	06/17/21 01:39	67-64-1	
Benzene	**4990**	ug/kg	72.9	29.0	12.5	06/16/21 13:44	06/17/21 01:39	71-43-2	
Bromobenzene	ND	ug/kg	72.9	23.8	12.5	06/16/21 13:44	06/17/21 01:39	108-86-1	
Bromochloromethane	ND	ug/kg	72.9	21.6	12.5	06/16/21 13:44	06/17/21 01:39	74-97-5	
Bromodichloromethane	ND	ug/kg	72.9	28.1	12.5	06/16/21 13:44	06/17/21 01:39	75-27-4	
Bromoform	ND	ug/kg	72.9	25.7	12.5	06/16/21 13:44	06/17/21 01:39	75-25-2	
Bromomethane	ND	ug/kg	146	115	12.5	06/16/21 13:44	06/17/21 01:39	74-83-9	IK,L1
2-Butanone (MEK)	ND	ug/kg	1460	350	12.5	06/16/21 13:44	06/17/21 01:39	78-93-3	
n-Butylbenzene	ND	ug/kg	72.9	34.4	12.5	06/16/21 13:44	06/17/21 01:39	104-51-8	
sec-Butylbenzene	ND	ug/kg	72.9	32.1	12.5	06/16/21 13:44	06/17/21 01:39	135-98-8	
tert-Butylbenzene	ND	ug/kg	72.9	26.0	12.5	06/16/21 13:44	06/17/21 01:39	98-06-6	
Carbon tetrachloride	ND	ug/kg	72.9	27.3	12.5	06/16/21 13:44	06/17/21 01:39	56-23-5	
Chlorobenzene	**51.9J**	ug/kg	72.9	14.0	12.5	06/16/21 13:44	06/17/21 01:39	108-90-7	
Chloroethane	ND	ug/kg	146	56.3	12.5	06/16/21 13:44	06/17/21 01:39	75-00-3	
Chloroform	ND	ug/kg	72.9	44.3	12.5	06/16/21 13:44	06/17/21 01:39	67-66-3	
Chloromethane	ND	ug/kg	146	61.2	12.5	06/16/21 13:44	06/17/21 01:39	74-87-3	
2-Chlorotoluene	ND	ug/kg	72.9	25.8	12.5	06/16/21 13:44	06/17/21 01:39	95-49-8	
4-Chlorotoluene	ND	ug/kg	72.9	12.9	12.5	06/16/21 13:44	06/17/21 01:39	106-43-4	
1,2-Dibromo-3-chloropropane	ND	ug/kg	72.9	28.3	12.5	06/16/21 13:44	06/17/21 01:39	96-12-8	
Dibromochloromethane	ND	ug/kg	72.9	41.0	12.5	06/16/21 13:44	06/17/21 01:39	124-48-1	
1,2-Dibromoethane (EDB)	ND	ug/kg	72.9	32.1	12.5	06/16/21 13:44	06/17/21 01:39	106-93-4	
Dibromomethane	ND	ug/kg	72.9	15.6	12.5	06/16/21 13:44	06/17/21 01:39	74-95-3	
1,2-Dichlorobenzene	ND	ug/kg	72.9	26.2	12.5	06/16/21 13:44	06/17/21 01:39	95-50-1	
1,3-Dichlorobenzene	ND	ug/kg	72.9	22.6	12.5	06/16/21 13:44	06/17/21 01:39	541-73-1	
1,4-Dichlorobenzene	ND	ug/kg	72.9	19.0	12.5	06/16/21 13:44	06/17/21 01:39	106-46-7	
Dichlorodifluoromethane	ND	ug/kg	146	31.6	12.5	06/16/21 13:44	06/17/21 01:39	75-71-8	v2
1,1-Dichloroethane	ND	ug/kg	72.9	30.0	12.5	06/16/21 13:44	06/17/21 01:39	75-34-3	
1,2-Dichloroethane	ND	ug/kg	72.9	48.3	12.5	06/16/21 13:44	06/17/21 01:39	107-06-2	
1,1-Dichloroethene	ND	ug/kg	72.9	30.0	12.5	06/16/21 13:44	06/17/21 01:39	75-35-4	
cis-1,2-Dichloroethene	ND	ug/kg	72.9	24.9	12.5	06/16/21 13:44	06/17/21 01:39	156-59-2	
trans-1,2-Dichloroethene	ND	ug/kg	72.9	25.5	12.5	06/16/21 13:44	06/17/21 01:39	156-60-5	
1,2-Dichloropropane	ND	ug/kg	72.9	21.9	12.5	06/16/21 13:44	06/17/21 01:39	78-87-5	
1,3-Dichloropropane	ND	ug/kg	72.9	22.7	12.5	06/16/21 13:44	06/17/21 01:39	142-28-9	

REPORT OF LABORATORY ANALYSIS

This report shall not be reproduced, except in full,
without the written consent of Pace Analytical Services, LLC.

Pace Analytical Services, LLC
9800 Kincey Ave. Suite 100
Huntersville, NC 28078
(704)875-9092

ANALYTICAL RESULTS

Project: 2020-L1-2248
Pace Project No.: 92544467

Sample: AB5 (2-4') **Lab ID: 92544467010** Collected: 06/15/21 15:40 Received: 06/15/21 17:00 Matrix: Solid

Results reported on a "dry weight" basis and are adjusted for percent moisture, sample size and any dilutions.

Parameters	Results	Units	Report Limit	MDL	DF	Prepared	Analyzed	CAS No.	Qual
8260D/5035A/5030B Volatiles	Analytical Method: EPA 8260D Preparation Method: EPA 5035A/5030B Pace Analytical Services - Charlotte								
2,2-Dichloropropane	ND	ug/kg	72.9	23.8	12.5	06/16/21 13:44	06/17/21 01:39	594-20-7	
1,1-Dichloropropene	ND	ug/kg	72.9	35.0	12.5	06/16/21 13:44	06/17/21 01:39	563-58-6	
cis-1,3-Dichloropropene	ND	ug/kg	72.9	19.8	12.5	06/16/21 13:44	06/17/21 01:39	10061-01-5	
trans-1,3-Dichloropropene	ND	ug/kg	72.9	25.1	12.5	06/16/21 13:44	06/17/21 01:39	10061-02-6	
Diisopropyl ether	**2550**	ug/kg	72.9	19.7	12.5	06/16/21 13:44	06/17/21 01:39	108-20-3	
Ethylbenzene	**25100**	ug/kg	72.9	34.0	12.5	06/16/21 13:44	06/17/21 01:39	100-41-4	
Hexachloro-1,3-butadiene	ND	ug/kg	146	119	12.5	06/16/21 13:44	06/17/21 01:39	87-68-3	
2-Hexanone	ND	ug/kg	729	70.3	12.5	06/16/21 13:44	06/17/21 01:39	591-78-6	
Isopropylbenzene (Cumene)	ND	ug/kg	72.9	24.8	12.5	06/16/21 13:44	06/17/21 01:39	98-82-8	
p-Isopropyltoluene	ND	ug/kg	72.9	35.9	12.5	06/16/21 13:44	06/17/21 01:39	99-87-6	
Methylene Chloride	ND	ug/kg	292	200	12.5	06/16/21 13:44	06/17/21 01:39	75-09-2	
4-Methyl-2-pentanone (MIBK)	ND	ug/kg	729	70.3	12.5	06/16/21 13:44	06/17/21 01:39	108-10-1	
Methyl-tert-butyl ether	ND	ug/kg	72.9	27.3	12.5	06/16/21 13:44	06/17/21 01:39	1634-04-4	
Naphthalene	**5600**	ug/kg	72.9	38.4	12.5	06/16/21 13:44	06/17/21 01:39	91-20-3	
n-Propylbenzene	ND	ug/kg	72.9	26.0	12.5	06/16/21 13:44	06/17/21 01:39	103-65-1	
Styrene	ND	ug/kg	72.9	19.2	12.5	06/16/21 13:44	06/17/21 01:39	100-42-5	
1,1,1,2-Tetrachloroethane	ND	ug/kg	72.9	28.0	12.5	06/16/21 13:44	06/17/21 01:39	630-20-6	
1,1,2,2-Tetrachloroethane	ND	ug/kg	72.9	19.2	12.5	06/16/21 13:44	06/17/21 01:39	79-34-5	
Tetrachloroethene	ND	ug/kg	72.9	23.0	12.5	06/16/21 13:44	06/17/21 01:39	127-18-4	
Toluene	**46000**	ug/kg	72.9	20.7	12.5	06/16/21 13:44	06/17/21 01:39	108-88-3	
1,2,3-Trichlorobenzene	ND	ug/kg	72.9	58.9	12.5	06/16/21 13:44	06/17/21 01:39	87-61-6	
1,2,4-Trichlorobenzene	ND	ug/kg	72.9	61.2	12.5	06/16/21 13:44	06/17/21 01:39	120-82-1	
1,1,1-Trichloroethane	ND	ug/kg	72.9	37.9	12.5	06/16/21 13:44	06/17/21 01:39	71-55-6	
1,1,2-Trichloroethane	ND	ug/kg	72.9	24.2	12.5	06/16/21 13:44	06/17/21 01:39	79-00-5	
Trichloroethene	ND	ug/kg	72.9	18.8	12.5	06/16/21 13:44	06/17/21 01:39	79-01-6	
Trichlorofluoromethane	ND	ug/kg	72.9	40.1	12.5	06/16/21 13:44	06/17/21 01:39	75-69-4	
1,2,3-Trichloropropane	ND	ug/kg	72.9	36.9	12.5	06/16/21 13:44	06/17/21 01:39	96-18-4	
1,2,4-Trimethylbenzene	**33600**	ug/kg	72.9	20.0	12.5	06/16/21 13:44	06/17/21 01:39	95-63-6	
1,3,5-Trimethylbenzene	**9850**	ug/kg	72.9	24.5	12.5	06/16/21 13:44	06/17/21 01:39	108-67-8	
Vinyl acetate	ND	ug/kg	729	53.1	12.5	06/16/21 13:44	06/17/21 01:39	108-05-4	
Vinyl chloride	ND	ug/kg	146	37.0	12.5	06/16/21 13:44	06/17/21 01:39	75-01-4	
Xylene (Total)	**154000**	ug/kg	146	41.6	12.5	06/16/21 13:44	06/17/21 01:39	1330-20-7	
m&p-Xylene	**110000**	ug/kg	146	49.9	12.5	06/16/21 13:44	06/17/21 01:39	179601-23-1	
o-Xylene	**44000**	ug/kg	72.9	32.2	12.5	06/16/21 13:44	06/17/21 01:39	95-47-6	
Surrogates									
Toluene-d8 (S)	99	%	70-130		12.5	06/16/21 13:44	06/17/21 01:39	2037-26-5	
4-Bromofluorobenzene (S)	102	%	69-134		12.5	06/16/21 13:44	06/17/21 01:39	460-00-4	
1,2-Dichloroethane-d4 (S)	114	%	70-130		12.5	06/16/21 13:44	06/17/21 01:39	17060-07-0	
Percent Moisture	Analytical Method: SW-846 Pace Analytical Services - Charlotte								
Percent Moisture	**20.3**	%	0.10	0.10	1		06/15/21 17:40		N2

REPORT OF LABORATORY ANALYSIS

This report shall not be reproduced, except in full,
without the written consent of Pace Analytical Services, LLC.

Pace Analytical Services, LLC
9800 Kincey Ave. Suite 100
Huntersville, NC 28078
(704)875-9092

ANALYTICAL RESULTS

Project: 2020-L1-2248
Pace Project No.: 92544467

Sample: AA5 (18-20') **Lab ID: 92544467011** Collected: 06/15/21 14:25 Received: 06/15/21 17:00 Matrix: Solid

Results reported on a "dry weight" basis and are adjusted for percent moisture, sample size and any dilutions.

Parameters	Results	Units	Report Limit	MDL	DF	Prepared	Analyzed	CAS No.	Qual
VPH NC Soil	Analytical Method: MADEP VPH Preparation Method: MADEP VPH Pace Analytical Services - Charlotte								
Total VPH (C5-C12)	**640**	mg/kg	6.5	6.5	2.5	06/18/21 13:04	06/24/21 06:22		N2
Aliphatic (C05-C08)	**263**	mg/kg	6.5	6.5	2.5	06/18/21 13:04	06/24/21 06:22		N2
Aliphatic (C09-C12)	**377**	mg/kg	6.5	6.5	2.5	06/18/21 13:04	06/24/21 06:22		N2
Aliphatic(C09-C12) Adjusted	**232**	mg/kg	6.5	6.5	2.5	06/18/21 13:04	06/24/21 06:22		N2
Aromatic (C09-C10)	**145**	mg/kg	6.5	6.5	2.5	06/18/21 13:04	06/24/21 06:22		N2
Surrogates									
4-Bromofluorobenzene (FID) (S)	125	%	70-130		2.5	06/18/21 13:04	06/24/21 06:22	460-00-4	
4-Bromofluorobenzene (PID) (S)	108	%	70-130		2.5	06/18/21 13:04	06/24/21 06:22	460-00-4	
8260D/5035A/5030B Volatiles	Analytical Method: EPA 8260D Preparation Method: EPA 5035A/5030B Pace Analytical Services - Charlotte								
Acetone	**1910**	ug/kg	1070	344	10	06/16/21 13:44	06/17/21 00:09	67-64-1	
Benzene	**1000**	ug/kg	53.6	21.4	10	06/16/21 13:44	06/17/21 00:09	71-43-2	
Bromobenzene	ND	ug/kg	53.6	17.5	10	06/16/21 13:44	06/17/21 00:09	108-86-1	
Bromochloromethane	ND	ug/kg	53.6	15.9	10	06/16/21 13:44	06/17/21 00:09	74-97-5	
Bromodichloromethane	ND	ug/kg	53.6	20.7	10	06/16/21 13:44	06/17/21 00:09	75-27-4	
Bromoform	ND	ug/kg	53.6	18.9	10	06/16/21 13:44	06/17/21 00:09	75-25-2	
Bromomethane	ND	ug/kg	107	84.8	10	06/16/21 13:44	06/17/21 00:09	74-83-9	IK,L1
2-Butanone (MEK)	ND	ug/kg	1070	257	10	06/16/21 13:44	06/17/21 00:09	78-93-3	
n-Butylbenzene	ND	ug/kg	53.6	25.3	10	06/16/21 13:44	06/17/21 00:09	104-51-8	
sec-Butylbenzene	ND	ug/kg	53.6	23.6	10	06/16/21 13:44	06/17/21 00:09	135-98-8	
tert-Butylbenzene	ND	ug/kg	53.6	19.1	10	06/16/21 13:44	06/17/21 00:09	98-06-6	
Carbon tetrachloride	ND	ug/kg	53.6	20.1	10	06/16/21 13:44	06/17/21 00:09	56-23-5	
Chlorobenzene	**79.5**	ug/kg	53.6	10.3	10	06/16/21 13:44	06/17/21 00:09	108-90-7	
Chloroethane	ND	ug/kg	107	41.4	10	06/16/21 13:44	06/17/21 00:09	75-00-3	
Chloroform	ND	ug/kg	53.6	32.6	10	06/16/21 13:44	06/17/21 00:09	67-66-3	
Chloromethane	ND	ug/kg	107	45.1	10	06/16/21 13:44	06/17/21 00:09	74-87-3	
2-Chlorotoluene	ND	ug/kg	53.6	19.0	10	06/16/21 13:44	06/17/21 00:09	95-49-8	
4-Chlorotoluene	ND	ug/kg	53.6	9.5	10	06/16/21 13:44	06/17/21 00:09	106-43-4	
1,2-Dibromo-3-chloropropane	ND	ug/kg	53.6	20.8	10	06/16/21 13:44	06/17/21 00:09	96-12-8	
Dibromochloromethane	ND	ug/kg	53.6	30.1	10	06/16/21 13:44	06/17/21 00:09	124-48-1	
1,2-Dibromoethane (EDB)	ND	ug/kg	53.6	23.6	10	06/16/21 13:44	06/17/21 00:09	106-93-4	
Dibromomethane	ND	ug/kg	53.6	11.5	10	06/16/21 13:44	06/17/21 00:09	74-95-3	
1,2-Dichlorobenzene	ND	ug/kg	53.6	19.3	10	06/16/21 13:44	06/17/21 00:09	95-50-1	
1,3-Dichlorobenzene	ND	ug/kg	53.6	16.6	10	06/16/21 13:44	06/17/21 00:09	541-73-1	
1,4-Dichlorobenzene	ND	ug/kg	53.6	13.9	10	06/16/21 13:44	06/17/21 00:09	106-46-7	
Dichlorodifluoromethane	ND	ug/kg	107	23.3	10	06/16/21 13:44	06/17/21 00:09	75-71-8	v2
1,1-Dichloroethane	ND	ug/kg	53.6	22.1	10	06/16/21 13:44	06/17/21 00:09	75-34-3	
1,2-Dichloroethane	ND	ug/kg	53.6	35.5	10	06/16/21 13:44	06/17/21 00:09	107-06-2	
1,1-Dichloroethene	ND	ug/kg	53.6	22.1	10	06/16/21 13:44	06/17/21 00:09	75-35-4	
cis-1,2-Dichloroethene	ND	ug/kg	53.6	18.3	10	06/16/21 13:44	06/17/21 00:09	156-59-2	
trans-1,2-Dichloroethene	ND	ug/kg	53.6	18.8	10	06/16/21 13:44	06/17/21 00:09	156-60-5	
1,2-Dichloropropane	ND	ug/kg	53.6	16.1	10	06/16/21 13:44	06/17/21 00:09	78-87-5	
1,3-Dichloropropane	ND	ug/kg	53.6	16.7	10	06/16/21 13:44	06/17/21 00:09	142-28-9	

REPORT OF LABORATORY ANALYSIS

This report shall not be reproduced, except in full,
without the written consent of Pace Analytical Services, LLC.

Pace Analytical Services, LLC
9800 Kincey Ave. Suite 100
Huntersville, NC 28078
(704)875-9092

ANALYTICAL RESULTS

Project: 2020-L1-2248
Pace Project No.: 92544467

Sample: AA5 (18-20') **Lab ID: 92544467011** Collected: 06/15/21 14:25 Received: 06/15/21 17:00 Matrix: Solid

Results reported on a "dry weight" basis and are adjusted for percent moisture, sample size and any dilutions.

Parameters	Results	Units	Report Limit	MDL	DF	Prepared	Analyzed	CAS No.	Qual
8260D/5035A/5030B Volatiles	Analytical Method: EPA 8260D Preparation Method: EPA 5035A/5030B Pace Analytical Services - Charlotte								
2,2-Dichloropropane	ND	ug/kg	53.6	17.5	10	06/16/21 13:44	06/17/21 00:09	594-20-7	
1,1-Dichloropropene	ND	ug/kg	53.6	25.7	10	06/16/21 13:44	06/17/21 00:09	563-58-6	
cis-1,3-Dichloropropene	ND	ug/kg	53.6	14.6	10	06/16/21 13:44	06/17/21 00:09	10061-01-5	
trans-1,3-Dichloropropene	ND	ug/kg	53.6	18.5	10	06/16/21 13:44	06/17/21 00:09	10061-02-6	
Diisopropyl ether	**773**	ug/kg	53.6	14.5	10	06/16/21 13:44	06/17/21 00:09	108-20-3	
Ethylbenzene	**20700**	ug/kg	53.6	25.0	10	06/16/21 13:44	06/17/21 00:09	100-41-4	
Hexachloro-1,3-butadiene	ND	ug/kg	107	87.8	10	06/16/21 13:44	06/17/21 00:09	87-68-3	
2-Hexanone	ND	ug/kg	536	51.7	10	06/16/21 13:44	06/17/21 00:09	591-78-6	
Isopropylbenzene (Cumene)	ND	ug/kg	53.6	18.2	10	06/16/21 13:44	06/17/21 00:09	98-82-8	
p-Isopropyltoluene	ND	ug/kg	53.6	26.4	10	06/16/21 13:44	06/17/21 00:09	99-87-6	
Methylene Chloride	ND	ug/kg	215	147	10	06/16/21 13:44	06/17/21 00:09	75-09-2	
4-Methyl-2-pentanone (MIBK)	ND	ug/kg	536	51.7	10	06/16/21 13:44	06/17/21 00:09	108-10-1	
Methyl-tert-butyl ether	ND	ug/kg	53.6	20.1	10	06/16/21 13:44	06/17/21 00:09	1634-04-4	
Naphthalene	**7430**	ug/kg	53.6	28.2	10	06/16/21 13:44	06/17/21 00:09	91-20-3	
n-Propylbenzene	ND	ug/kg	53.6	19.1	10	06/16/21 13:44	06/17/21 00:09	103-65-1	
Styrene	ND	ug/kg	53.6	14.2	10	06/16/21 13:44	06/17/21 00:09	100-42-5	
1,1,1,2-Tetrachloroethane	ND	ug/kg	53.6	20.6	10	06/16/21 13:44	06/17/21 00:09	630-20-6	
1,1,2,2-Tetrachloroethane	ND	ug/kg	53.6	14.2	10	06/16/21 13:44	06/17/21 00:09	79-34-5	
Tetrachloroethene	ND	ug/kg	53.6	17.0	10	06/16/21 13:44	06/17/21 00:09	127-18-4	
Toluene	**22600**	ug/kg	53.6	15.2	10	06/16/21 13:44	06/17/21 00:09	108-88-3	
1,2,3-Trichlorobenzene	ND	ug/kg	53.6	43.3	10	06/16/21 13:44	06/17/21 00:09	87-61-6	
1,2,4-Trichlorobenzene	ND	ug/kg	53.6	45.1	10	06/16/21 13:44	06/17/21 00:09	120-82-1	
1,1,1-Trichloroethane	ND	ug/kg	53.6	27.9	10	06/16/21 13:44	06/17/21 00:09	71-55-6	
1,1,2-Trichloroethane	ND	ug/kg	53.6	17.8	10	06/16/21 13:44	06/17/21 00:09	79-00-5	
Trichloroethene	ND	ug/kg	53.6	13.8	10	06/16/21 13:44	06/17/21 00:09	79-01-6	
Trichlorofluoromethane	ND	ug/kg	53.6	29.5	10	06/16/21 13:44	06/17/21 00:09	75-69-4	
1,2,3-Trichloropropane	ND	ug/kg	53.6	27.1	10	06/16/21 13:44	06/17/21 00:09	96-18-4	
1,2,4-Trimethylbenzene	**36700**	ug/kg	53.6	14.7	10	06/16/21 13:44	06/17/21 00:09	95-63-6	
1,3,5-Trimethylbenzene	**10600**	ug/kg	53.6	18.0	10	06/16/21 13:44	06/17/21 00:09	108-67-8	
Vinyl acetate	ND	ug/kg	536	39.1	10	06/16/21 13:44	06/17/21 00:09	108-05-4	
Vinyl chloride	ND	ug/kg	107	27.3	10	06/16/21 13:44	06/17/21 00:09	75-01-4	
Xylene (Total)	**119000**	ug/kg	107	30.6	10	06/16/21 13:44	06/17/21 00:09	1330-20-7	
m&p-Xylene	**83200**	ug/kg	107	36.7	10	06/16/21 13:44	06/17/21 00:09	179601-23-1	
o-Xylene	**35800**	ug/kg	53.6	23.7	10	06/16/21 13:44	06/17/21 00:09	95-47-6	
Surrogates									
Toluene-d8 (S)	100	%	70-130		10	06/16/21 13:44	06/17/21 00:09	2037-26-5	
4-Bromofluorobenzene (S)	101	%	69-134		10	06/16/21 13:44	06/17/21 00:09	460-00-4	
1,2-Dichloroethane-d4 (S)	111	%	70-130		10	06/16/21 13:44	06/17/21 00:09	17060-07-0	
Percent Moisture	Analytical Method: SW-846 Pace Analytical Services - Charlotte								
Percent Moisture	**7.9**	%	0.10	0.10	1		06/15/21 17:41		N2

REPORT OF LABORATORY ANALYSIS

This report shall not be reproduced, except in full,
without the written consent of Pace Analytical Services, LLC.

Pace Analytical Services, LLC
9800 Kincey Ave. Suite 100
Huntersville, NC 28078
(704)875-9092

QUALITY CONTROL DATA

Project: 2020-L1-2248
Pace Project No.: 92544467

QC Batch: 627905 | Analysis Method: MADEP VPH
QC Batch Method: MADEP VPH | Analysis Description: VPH NC Soil
Laboratory: Pace Analytical Services - Charlotte
Associated Lab Samples: 92544467001, 92544467003, 92544467005, 92544467007

METHOD BLANK: 3300826 Matrix: Solid
Associated Lab Samples: 92544467001, 92544467003, 92544467005, 92544467007

Parameter	Units	Blank Result	Reporting Limit	MDL	Analyzed	Qualifiers
Aliphatic (C05-C08)	mg/kg	ND	2.5	2.5	06/17/21 16:27	N2
Aliphatic (C09-C12)	mg/kg	ND	2.5	2.5	06/17/21 16:27	N2
Aromatic (C09-C10)	mg/kg	ND	2.5	2.5	06/17/21 16:27	N2
4-Bromofluorobenzene (FID) (S)	%	109	70-130		06/17/21 16:27	
4-Bromofluorobenzene (PID) (S)	%	107	70-130		06/17/21 16:27	

LABORATORY CONTROL SAMPLE & LCSD: 3300827 3300828

Parameter	Units	Spike Conc.	LCS Result	LCSD Result	LCS % Rec	LCSD % Rec	% Rec Limits	RPD	Max RPD	Qualifiers
Aliphatic (C05-C08)	mg/kg	15.1	13.1	12.4	87	83	70-130	5	25	N2
Aliphatic (C09-C12)	mg/kg	15.1	17.7	17.5	117	116	70-130	1	25	N2
Aromatic (C09-C10)	mg/kg	5	5.7	5.5	113	110	70-130	3	25	N2
4-Bromofluorobenzene (FID) (S)	%				106	108	70-130			
4-Bromofluorobenzene (PID) (S)	%				100	103	70-130			

Results presented on this page are in the units indicated by the "Units" column except where an alternate unit is presented to the right of the result.

REPORT OF LABORATORY ANALYSIS

This report shall not be reproduced, except in full,
without the written consent of Pace Analytical Services, LLC.

Pace Analytical Services, LLC
9800 Kincey Ave. Suite 100
Huntersville, NC 28078
(704)875-9092

QUALITY CONTROL DATA

Project: 2020-L1-2248
Pace Project No.: 92544467

QC Batch: 628187 | Analysis Method: MADEP VPH
QC Batch Method: MADEP VPH | Analysis Description: VPH NC Soil
Laboratory: Pace Analytical Services - Charlotte
Associated Lab Samples: 92544467002, 92544467006, 92544467008, 92544467009, 92544467010, 92544467011

METHOD BLANK: 3302322 Matrix: Solid
Associated Lab Samples: 92544467002, 92544467006, 92544467008, 92544467009, 92544467010, 92544467011

Parameter	Units	Blank Result	Reporting Limit	MDL	Analyzed	Qualifiers
Aliphatic (C05-C08)	mg/kg	ND	2.5	2.5	06/23/21 19:57	N2
Aliphatic (C09-C12)	mg/kg	ND	2.5	2.5	06/23/21 19:57	N2
Aromatic (C09-C10)	mg/kg	ND	2.5	2.5	06/23/21 19:57	N2
4-Bromofluorobenzene (FID) (S)	%	101	70-130		06/23/21 19:57	
4-Bromofluorobenzene (PID) (S)	%	102	70-130		06/23/21 19:57	

LABORATORY CONTROL SAMPLE & LCSD: 3302323 3302324

Parameter	Units	Spike Conc.	LCS Result	LCSD Result	LCS % Rec	LCSD % Rec	% Rec Limits	RPD	Max RPD	Qualifiers
Aliphatic (C05-C08)	mg/kg	15.1	13.0	13.2	86	87	70-130	2	25	N2
Aliphatic (C09-C12)	mg/kg	15.1	16.4	17.5	108	116	70-130	7	25	N2
Aromatic (C09-C10)	mg/kg	5	5.5	5.7	108	113	70-130	4	25	N2
4-Bromofluorobenzene (FID) (S)	%				103	104	70-130			
4-Bromofluorobenzene (PID) (S)	%				102	103	70-130			

Results presented on this page are in the units indicated by the "Units" column except where an alternate unit is presented to the right of the result.

REPORT OF LABORATORY ANALYSIS

This report shall not be reproduced, except in full,
without the written consent of Pace Analytical Services, LLC.

Pace Analytical Services, LLC
9800 Kincey Ave. Suite 100
Huntersville, NC 28078
(704)875-9092

QUALITY CONTROL DATA

Project: 2020-L1-2248
Pace Project No.: 92544467

QC Batch: 629337
QC Batch Method: MADEP VPH
Analysis Method: MADEP VPH
Analysis Description: VPH NC Soil
Laboratory: Pace Analytical Services - Charlotte

Associated Lab Samples: 92544467004

METHOD BLANK: 3307495 Matrix: Solid
Associated Lab Samples: 92544467004

Parameter	Units	Blank Result	Reporting Limit	MDL	Analyzed	Qualifiers
Aliphatic (C05-C08)	mg/kg	ND	2.5	2.5	06/24/21 16:05	N2
Aliphatic (C09-C12)	mg/kg	ND	2.5	2.5	06/24/21 16:05	N2
Aromatic (C09-C10)	mg/kg	ND	2.5	2.5	06/24/21 16:05	N2
4-Bromofluorobenzene (FID) (S)	%	105	70-130		06/24/21 16:05	
4-Bromofluorobenzene (PID) (S)	%	108	70-130		06/24/21 16:05	

LABORATORY CONTROL SAMPLE & LCSD: 3307496 3307497

Parameter	Units	Spike Conc.	LCS Result	LCSD Result	LCS % Rec	LCSD % Rec	% Rec Limits	RPD	Max RPD	Qualifiers
Aliphatic (C05-C08)	mg/kg	14.9	12.7	12.3	85	83	70-130	3	25	N2
Aliphatic (C09-C12)	mg/kg	14.9	16.1	16.1	109	109	70-130	0	25	N2
Aromatic (C09-C10)	mg/kg	5	5.6	5.5	112	111	70-130	1	25	N2
4-Bromofluorobenzene (FID) (S)	%				100	101	70-130			
4-Bromofluorobenzene (PID) (S)	%				99	99	70-130			

Results presented on this page are in the units indicated by the "Units" column except where an alternate unit is presented to the right of the result.

REPORT OF LABORATORY ANALYSIS

This report shall not be reproduced, except in full,
without the written consent of Pace Analytical Services, LLC.

Pace Analytical Services, LLC
9800 Kincey Ave. Suite 100
Huntersville, NC 28078
(704)875-9092

QUALITY CONTROL DATA

Project: 2020-L1-2248
Pace Project No.: 92544467

QC Batch: 627317
QC Batch Method: EPA 5035A/5030B
Analysis Method: EPA 8260D
Analysis Description: 8260D 5035A 5030B
Laboratory: Pace Analytical Services - Charlotte

Associated Lab Samples: 92544467001

METHOD BLANK: 3298048 Matrix: Solid
Associated Lab Samples: 92544467001

Parameter	Units	Blank Result	Reporting Limit	MDL	Analyzed	Qualifiers
1,1,1,2-Tetrachloroethane	ug/kg	ND	5.0	1.9	06/15/21 14:44	
1,1,1-Trichloroethane	ug/kg	ND	5.0	2.6	06/15/21 14:44	
1,1,2,2-Tetrachloroethane	ug/kg	ND	5.0	1.3	06/15/21 14:44	
1,1,2-Trichloroethane	ug/kg	ND	5.0	1.7	06/15/21 14:44	
1,1-Dichloroethane	ug/kg	ND	5.0	2.1	06/15/21 14:44	
1,1-Dichloroethene	ug/kg	ND	5.0	2.1	06/15/21 14:44	
1,1-Dichloropropene	ug/kg	ND	5.0	2.4	06/15/21 14:44	
1,2,3-Trichlorobenzene	ug/kg	ND	5.0	4.0	06/15/21 14:44	
1,2,3-Trichloropropane	ug/kg	ND	5.0	2.5	06/15/21 14:44	
1,2,4-Trichlorobenzene	ug/kg	ND	5.0	4.2	06/15/21 14:44	
1,2,4-Trimethylbenzene	ug/kg	ND	5.0	1.4	06/15/21 14:44	
1,2-Dibromo-3-chloropropane	ug/kg	ND	5.0	1.9	06/15/21 14:44	
1,2-Dibromoethane (EDB)	ug/kg	ND	5.0	2.2	06/15/21 14:44	
1,2-Dichlorobenzene	ug/kg	ND	5.0	1.8	06/15/21 14:44	
1,2-Dichloroethane	ug/kg	ND	5.0	3.3	06/15/21 14:44	
1,2-Dichloropropane	ug/kg	ND	5.0	1.5	06/15/21 14:44	
1,3,5-Trimethylbenzene	ug/kg	ND	5.0	1.7	06/15/21 14:44	
1,3-Dichlorobenzene	ug/kg	ND	5.0	1.6	06/15/21 14:44	
1,3-Dichloropropane	ug/kg	ND	5.0	1.6	06/15/21 14:44	
1,4-Dichlorobenzene	ug/kg	ND	5.0	1.3	06/15/21 14:44	
2,2-Dichloropropane	ug/kg	ND	5.0	1.6	06/15/21 14:44	
2-Butanone (MEK)	ug/kg	ND	100	24.0	06/15/21 14:44	
2-Chlorotoluene	ug/kg	ND	5.0	1.8	06/15/21 14:44	
2-Hexanone	ug/kg	ND	50.0	4.8	06/15/21 14:44	
4-Chlorotoluene	ug/kg	ND	5.0	0.88	06/15/21 14:44	
4-Methyl-2-pentanone (MIBK)	ug/kg	ND	50.0	4.8	06/15/21 14:44	
Acetone	ug/kg	ND	100	32.1	06/15/21 14:44	
Benzene	ug/kg	ND	5.0	2.0	06/15/21 14:44	
Bromobenzene	ug/kg	ND	5.0	1.6	06/15/21 14:44	
Bromochloromethane	ug/kg	ND	5.0	1.5	06/15/21 14:44	
Bromodichloromethane	ug/kg	ND	5.0	1.9	06/15/21 14:44	
Bromoform	ug/kg	ND	5.0	1.8	06/15/21 14:44	
Bromomethane	ug/kg	ND	10.0	7.9	06/15/21 14:44	IK,v1
Carbon tetrachloride	ug/kg	ND	5.0	1.9	06/15/21 14:44	
Chlorobenzene	ug/kg	ND	5.0	0.96	06/15/21 14:44	
Chloroethane	ug/kg	ND	10.0	3.9	06/15/21 14:44	
Chloroform	ug/kg	ND	5.0	3.0	06/15/21 14:44	
Chloromethane	ug/kg	ND	10.0	4.2	06/15/21 14:44	
cis-1,2-Dichloroethene	ug/kg	ND	5.0	1.7	06/15/21 14:44	
cis-1,3-Dichloropropene	ug/kg	ND	5.0	1.4	06/15/21 14:44	

Results presented on this page are in the units indicated by the "Units" column except where an alternate unit is presented to the right of the result.

REPORT OF LABORATORY ANALYSIS

This report shall not be reproduced, except in full,
without the written consent of Pace Analytical Services, LLC.

Pace Analytical Services, LLC
9800 Kincey Ave. Suite 100
Huntersville, NC 28078
(704)875-9092

QUALITY CONTROL DATA

Project: 2020-L1-2248
Pace Project No.: 92544467

METHOD BLANK: 3298048 Matrix: Solid
Associated Lab Samples: 92544467001

Parameter	Units	Blank Result	Reporting Limit	MDL	Analyzed	Qualifiers
Dibromochloromethane	ug/kg	ND	5.0	2.8	06/15/21 14:44	
Dibromomethane	ug/kg	ND	5.0	1.1	06/15/21 14:44	
Dichlorodifluoromethane	ug/kg	ND	10.0	2.2	06/15/21 14:44	
Diisopropyl ether	ug/kg	ND	5.0	1.4	06/15/21 14:44	
Ethylbenzene	ug/kg	ND	5.0	2.3	06/15/21 14:44	
Hexachloro-1,3-butadiene	ug/kg	ND	10.0	8.2	06/15/21 14:44	
Isopropylbenzene (Cumene)	ug/kg	ND	5.0	1.7	06/15/21 14:44	
m&p-Xylene	ug/kg	ND	10.0	3.4	06/15/21 14:44	
Methyl-tert-butyl ether	ug/kg	ND	5.0	1.9	06/15/21 14:44	
Methylene Chloride	ug/kg	ND	20.0	13.7	06/15/21 14:44	
n-Butylbenzene	ug/kg	ND	5.0	2.4	06/15/21 14:44	
n-Propylbenzene	ug/kg	ND	5.0	1.8	06/15/21 14:44	
Naphthalene	ug/kg	ND	5.0	2.6	06/15/21 14:44	
o-Xylene	ug/kg	ND	5.0	2.2	06/15/21 14:44	
p-Isopropyltoluene	ug/kg	ND	5.0	2.5	06/15/21 14:44	
sec-Butylbenzene	ug/kg	ND	5.0	2.2	06/15/21 14:44	
Styrene	ug/kg	ND	5.0	1.3	06/15/21 14:44	
tert-Butylbenzene	ug/kg	ND	5.0	1.8	06/15/21 14:44	
Tetrachloroethene	ug/kg	ND	5.0	1.6	06/15/21 14:44	
Toluene	ug/kg	ND	5.0	1.4	06/15/21 14:44	
trans-1,2-Dichloroethene	ug/kg	ND	5.0	1.8	06/15/21 14:44	
trans-1,3-Dichloropropene	ug/kg	ND	5.0	1.7	06/15/21 14:44	
Trichloroethene	ug/kg	ND	5.0	1.3	06/15/21 14:44	
Trichlorofluoromethane	ug/kg	ND	5.0	2.8	06/15/21 14:44	
Vinyl acetate	ug/kg	ND	50.0	3.6	06/15/21 14:44	
Vinyl chloride	ug/kg	ND	10.0	2.5	06/15/21 14:44	
Xylene (Total)	ug/kg	ND	10.0	2.8	06/15/21 14:44	
1,2-Dichloroethane-d4 (S)	%	111	70-130		06/15/21 14:44	
4-Bromofluorobenzene (S)	%	99	69-134		06/15/21 14:44	
Toluene-d8 (S)	%	100	70-130		06/15/21 14:44	

LABORATORY CONTROL SAMPLE: 3298049

Parameter	Units	Spike Conc.	LCS Result	LCS % Rec	% Rec Limits	Qualifiers
1,1,1,2-Tetrachloroethane	ug/kg	1250	1210	96	70-130	
1,1,1-Trichloroethane	ug/kg	1250	1110	89	70-130	
1,1,2,2-Tetrachloroethane	ug/kg	1250	1120	90	70-130	
1,1,2-Trichloroethane	ug/kg	1250	1100	88	70-130	
1,1-Dichloroethane	ug/kg	1250	1250	100	70-130	
1,1-Dichloroethene	ug/kg	1250	1300	104	70-130	
1,1-Dichloropropene	ug/kg	1250	1200	96	70-130	
1,2,3-Trichlorobenzene	ug/kg	1250	1240	99	65-130	
1,2,3-Trichloropropane	ug/kg	1250	1180	95	70-130	
1,2,4-Trichlorobenzene	ug/kg	1250	1250	100	68-130	

Results presented on this page are in the units indicated by the "Units" column except where an alternate unit is presented to the right of the result.

REPORT OF LABORATORY ANALYSIS

This report shall not be reproduced, except in full,
without the written consent of Pace Analytical Services, LLC.

Pace Analytical Services, LLC
9800 Kincey Ave. Suite 100
Huntersville, NC 28078
(704)875-9092

QUALITY CONTROL DATA

Project: 2020-L1-2248
Pace Project No.: 92544467

LABORATORY CONTROL SAMPLE: 3298049

Parameter	Units	Spike Conc.	LCS Result	LCS % Rec	% Rec Limits	Qualifiers
1,2,4-Trimethylbenzene	ug/kg	1250	1200	96	70-130	
1,2-Dibromo-3-chloropropane	ug/kg	1250	1180	94	70-130	
1,2-Dibromoethane (EDB)	ug/kg	1250	1190	95	70-130	
1,2-Dichlorobenzene	ug/kg	1250	1190	95	70-130	
1,2-Dichloroethane	ug/kg	1250	1180	94	63-130	
1,2-Dichloropropane	ug/kg	1250	1240	99	70-130	
1,3,5-Trimethylbenzene	ug/kg	1250	1210	97	70-130	
1,3-Dichlorobenzene	ug/kg	1250	1190	95	70-130	
1,3-Dichloropropane	ug/kg	1250	1200	96	70-130	
1,4-Dichlorobenzene	ug/kg	1250	1200	96	70-130	
2,2-Dichloropropane	ug/kg	1250	1130	91	66-130	
2-Butanone (MEK)	ug/kg	2500	2430	97	70-130	
2-Chlorotoluene	ug/kg	1250	1260	100	70-130	
2-Hexanone	ug/kg	2500	2490	100	70-130	
4-Chlorotoluene	ug/kg	1250	1170	94	70-130	
4-Methyl-2-pentanone (MIBK)	ug/kg	2500	2500	100	70-130	
Acetone	ug/kg	2500	2460	98	69-130	
Benzene	ug/kg	1250	1190	95	70-130	
Bromobenzene	ug/kg	1250	1230	98	70-130	
Bromochloromethane	ug/kg	1250	1220	98	70-130	
Bromodichloromethane	ug/kg	1250	1090	87	69-130	
Bromoform	ug/kg	1250	1130	90	70-130	
Bromomethane	ug/kg	1250	1510	121	52-130	IK,v1
Carbon tetrachloride	ug/kg	1250	1200	96	70-130	
Chlorobenzene	ug/kg	1250	1200	96	70-130	
Chloroethane	ug/kg	1250	1370	110	65-130	
Chloroform	ug/kg	1250	1310	105	70-130	
Chloromethane	ug/kg	1250	1200	96	55-130	
cis-1,2-Dichloroethene	ug/kg	1250	1240	99	70-130	
cis-1,3-Dichloropropene	ug/kg	1250	1200	96	70-130	
Dibromochloromethane	ug/kg	1250	1170	94	70-130	
Dibromomethane	ug/kg	1250	1200	96	70-130	
Dichlorodifluoromethane	ug/kg	1250	1320	105	45-156	
Diisopropyl ether	ug/kg	1250	1170	94	70-130	
Ethylbenzene	ug/kg	1250	1320	106	70-130	
Hexachloro-1,3-butadiene	ug/kg	1250	1360	109	66-130	
Isopropylbenzene (Cumene)	ug/kg	1250	1250	100	70-130	
m&p-Xylene	ug/kg	2500	2460	98	70-130	
Methyl-tert-butyl ether	ug/kg	1250	1150	92	70-130	
Methylene Chloride	ug/kg	1250	1310	105	65-130	
n-Butylbenzene	ug/kg	1250	1320	106	67-130	
n-Propylbenzene	ug/kg	1250	1260	101	70-130	
Naphthalene	ug/kg	1250	1170	93	70-130	
o-Xylene	ug/kg	1250	1220	97	70-130	
p-Isopropyltoluene	ug/kg	1250	1250	100	67-130	
sec-Butylbenzene	ug/kg	1250	1250	100	69-130	
Styrene	ug/kg	1250	1220	98	70-130	

Results presented on this page are in the units indicated by the "Units" column except where an alternate unit is presented to the right of the result.

REPORT OF LABORATORY ANALYSIS

This report shall not be reproduced, except in full,
without the written consent of Pace Analytical Services, LLC.

Pace Analytical Services, LLC
9800 Kincey Ave. Suite 100
Huntersville, NC 28078
(704)875-9092

QUALITY CONTROL DATA

Project: 2020-L1-2248
Pace Project No.: 92544467

LABORATORY CONTROL SAMPLE: 3298049

Parameter	Units	Spike Conc.	LCS Result	LCS % Rec	% Rec Limits	Qualifiers
tert-Butylbenzene	ug/kg	1250	1180	94	67-130	
Tetrachloroethene	ug/kg	1250	1130	90	70-130	
Toluene	ug/kg	1250	1160	93	70-130	
trans-1,2-Dichloroethene	ug/kg	1250	1260	101	70-130	
trans-1,3-Dichloropropene	ug/kg	1250	1200	96	68-130	
Trichloroethene	ug/kg	1250	1210	97	70-130	
Trichlorofluoromethane	ug/kg	1250	1240	100	70-130	
Vinyl acetate	ug/kg	2500	2720	109	70-130	
Vinyl chloride	ug/kg	1250	1300	104	61-130	
Xylene (Total)	ug/kg	3750	3680	98	70-130	
1,2-Dichloroethane-d4 (S)	%			100	70-130	
4-Bromofluorobenzene (S)	%			101	69-134	
Toluene-d8 (S)	%			100	70-130	

MATRIX SPIKE & MATRIX SPIKE DUPLICATE: 3298050 3298051

Parameter	Units	92543943002 Result	MS Spike Conc.	MSD Spike Conc.	MS Result	MSD Result	MS % Rec	MSD % Rec	% Rec Limits	RPD	Max RPD	Qual
1,1,1,2-Tetrachloroethane	ug/kg	ND	9310	9310	8960	9890	96	106	70-131	10	30	
1,1,1-Trichloroethane	ug/kg	ND	9310	9310	8920	9880	96	106	65-133	10	30	
1,1,2,2-Tetrachloroethane	ug/kg	ND	9310	9310	8460	9530	91	102	66-130	12	30	
1,1,2-Trichloroethane	ug/kg	ND	9310	9310	8480	9610	91	103	66-133	13	30	
1,1-Dichloroethane	ug/kg	ND	9310	9310	9790	11100	105	119	65-130	12	30	
1,1-Dichloroethene	ug/kg	ND	9310	9310	10700	11700	115	126	10-158	10	30	
1,1-Dichloropropene	ug/kg	ND	9310	9310	9660	10500	104	113	68-133	9	30	
1,2,3-Trichlorobenzene	ug/kg	ND	9310	9310	8180	9470	88	102	27-138	15	30	
1,2,3-Trichloropropane	ug/kg	ND	9310	9310	8550	9550	92	103	67-130	11	30	
1,2,4-Trichlorobenzene	ug/kg	ND	9310	9310	8260	9420	89	101	51-134	13	30	
1,2,4-Trimethylbenzene	ug/kg	48300	9310	9310	56600	58500	88	109	63-136	3	30	
1,2-Dibromo-3-chloropropane	ug/kg	ND	9310	9310	8180	9030	88	97	32-130	10	30	
1,2-Dibromoethane (EDB)	ug/kg	ND	9310	9310	9020	9980	97	107	70-130	10	30	
1,2-Dichlorobenzene	ug/kg	ND	9310	9310	8590	9280	92	100	69-130	8	30	
1,2-Dichloroethane	ug/kg	ND	9310	9310	9100	10300	98	111	59-130	12	30	
1,2-Dichloropropane	ug/kg	ND	9310	9310	9420	10400	101	112	70-130	10	30	
1,3,5-Trimethylbenzene	ug/kg	13300	9310	9310	21700	23100	90	105	65-137	6	30	
1,3-Dichlorobenzene	ug/kg	ND	9310	9310	8680	9150	93	98	70-130	5	30	
1,3-Dichloropropane	ug/kg	ND	9310	9310	9220	10200	99	110	70-130	10	30	
1,4-Dichlorobenzene	ug/kg	ND	9310	9310	8500	9320	91	100	68-130	9	30	
2,2-Dichloropropane	ug/kg	ND	9310	9310	8470	9410	91	101	32-130	11	30	
2-Butanone (MEK)	ug/kg	ND	18700	18700	20000	22200	107	119	10-136	10	30	
2-Chlorotoluene	ug/kg	ND	9310	9310	10500	11200	113	121	69-141	7	30	
2-Hexanone	ug/kg	ND	18700	18700	18900	21000	101	113	10-144	11	30	
4-Chlorotoluene	ug/kg	ND	9310	9310	8700	9440	93	101	70-132	8	30	
4-Methyl-2-pentanone (MIBK)	ug/kg	ND	18700	18700	19800	22000	106	118	25-143	10	30	

Results presented on this page are in the units indicated by the "Units" column except where an alternate unit is presented to the right of the result.

REPORT OF LABORATORY ANALYSIS

This report shall not be reproduced, except in full,
without the written consent of Pace Analytical Services, LLC.

Pace Analytical Services, LLC
9800 Kincey Ave. Suite 100
Huntersville, NC 28078
(704)875-9092

QUALITY CONTROL DATA

Project: 2020-L1-2248
Pace Project No.: 92544467

MATRIX SPIKE & MATRIX SPIKE DUPLICATE: 3298050 3298051

Parameter	Units	92543943002 Result	MS Spike Conc.	MSD Spike Conc.	MS Result	MSD Result	MS % Rec	MSD % Rec	% Rec Limits	RPD	Max RPD	Qual
Acetone	ug/kg	1980	18700	18700	18900	21900	91	107	10-130	14	30	
Benzene	ug/kg	1320	9310	9310	10500	11500	98	109	67-130	9	30	
Bromobenzene	ug/kg	ND	9310	9310	8960	9840	96	106	70-130	9	30	
Bromochloromethane	ug/kg	ND	9310	9310	9390	10500	101	112	69-134	11	30	
Bromodichloromethane	ug/kg	ND	9310	9310	8170	9090	88	98	64-130	11	30	
Bromoform	ug/kg	ND	9310	9310	7940	8900	85	95	62-130	11	30	
Bromomethane	ug/kg	ND	9310	9310	10000	10700	108	115	20-176	6	30	IK,v1
Carbon tetrachloride	ug/kg	ND	9310	9310	9370	10300	101	110	65-140	9	30	
Chlorobenzene	ug/kg	57.4J	9310	9310	9340	10100	100	108	70-130	8	30	
Chloroethane	ug/kg	ND	9310	9310	12700	13900	136	149	10-130	9	30	M1
Chloroform	ug/kg	ND	9310	9310	10100	11300	108	122	63-130	12	30	
Chloromethane	ug/kg	ND	9310	9310	10000	11000	107	118	58-130	9	30	
cis-1,2-Dichloroethene	ug/kg	ND	9310	9310	9490	10700	102	115	66-130	12	30	
cis-1,3-Dichloropropene	ug/kg	ND	9310	9310	8880	9960	95	107	67-130	11	30	
Dibromochloromethane	ug/kg	ND	9310	9310	8560	9570	92	103	67-130	11	30	
Dibromomethane	ug/kg	ND	9310	9310	8930	10000	96	108	63-131	12	30	
Dichlorodifluoromethane	ug/kg	ND	9310	9310	11100	11500	119	124	44-180	4	30	
Diisopropyl ether	ug/kg	ND	9310	9310	9050	10100	97	109	63-130	11	30	
Ethylbenzene	ug/kg	19600	9310	9310	29800	31000	110	122	66-130	4	30	
Hexachloro-1,3-butadiene	ug/kg	ND	9310	9310	9450	11000	101	118	64-150	15	30	
Isopropylbenzene (Cumene)	ug/kg	2120	9310	9310	11800	12400	103	111	69-135	6	30	
m&p-Xylene	ug/kg	75100	18700	18700	93100	94700	97	105	60-133	2	30	
Methyl-tert-butyl ether	ug/kg	ND	9310	9310	8610	9710	92	104	65-130	12	30	
Methylene Chloride	ug/kg	ND	9310	9310	10200	11500	109	123	61-130	12	30	
n-Butylbenzene	ug/kg	2600	9310	9310	12700	13600	108	118	65-140	7	30	
n-Propylbenzene	ug/kg	ND	9310	9310	16900	17700	181	190	67-140	5	30	M1
Naphthalene	ug/kg	6600	9310	9310	14600	15900	86	99	15-145	9	30	
o-Xylene	ug/kg	33100	9310	9310	42300	43500	98	111	66-133	3	30	
p-Isopropyltoluene	ug/kg	2410	9310	9310	11400	12300	96	106	56-147	8	30	
sec-Butylbenzene	ug/kg	ND	9310	9310	9920	10500	106	113	65-139	6	30	
Styrene	ug/kg	ND	9310	9310	9560	10300	103	111	70-132	8	30	
tert-Butylbenzene	ug/kg	ND	9310	9310	8610	9640	92	103	62-135	11	30	
Tetrachloroethene	ug/kg	ND	9310	9310	8700	9000	93	97	70-135	3	30	
Toluene	ug/kg	34500	9310	9310	43100	44500	93	108	67-130	3	30	
trans-1,2-Dichloroethene	ug/kg	ND	9310	9310	9920	11000	106	118	69-130	11	30	
trans-1,3-Dichloropropene	ug/kg	ND	9310	9310	8560	9670	92	104	62-130	12	30	
Trichloroethene	ug/kg	ND	9310	9310	9350	10100	100	108	70-135	7	30	
Trichlorofluoromethane	ug/kg	ND	9310	9310	10800	11600	116	125	10-130	8	30	
Vinyl acetate	ug/kg	ND	18700	18700	19800	22500	106	121	53-130	13	30	
Vinyl chloride	ug/kg	ND	9310	9310	10800	11700	116	125	61-148	8	30	
Xylene (Total)	ug/kg	108000	27900	27900	135000	138000	97	107	63-132	2	30	
1,2-Dichloroethane-d4 (S)	%						109	109	70-130			
4-Bromofluorobenzene (S)	%						102	100	69-134			
Toluene-d8 (S)	%						100	99	70-130			

Results presented on this page are in the units indicated by the "Units" column except where an alternate unit is presented to the right of the result.

REPORT OF LABORATORY ANALYSIS

This report shall not be reproduced, except in full,
without the written consent of Pace Analytical Services, LLC.

Pace Analytical Services, LLC
9800 Kincey Ave. Suite 100
Huntersville, NC 28078
(704)875-9092

QUALITY CONTROL DATA

Project: 2020-L1-2248
Pace Project No.: 92544467

QC Batch: 627347 | Analysis Method: EPA 8260D
QC Batch Method: EPA 5035A/5030B | Analysis Description: 8260D 5035A 5030B
Laboratory: Pace Analytical Services - Charlotte
Associated Lab Samples: 92544467002, 92544467003, 92544467004, 92544467005, 92544467007, 92544467008

METHOD BLANK: 3298221 Matrix: Solid
Associated Lab Samples: 92544467002, 92544467003, 92544467004, 92544467005, 92544467007, 92544467008

Parameter	Units	Blank Result	Reporting Limit	MDL	Analyzed	Qualifiers
1,1,1,2-Tetrachloroethane	ug/kg	ND	5.0	1.9	06/16/21 04:00	
1,1,1-Trichloroethane	ug/kg	ND	5.0	2.6	06/16/21 04:00	
1,1,2,2-Tetrachloroethane	ug/kg	ND	5.0	1.3	06/16/21 04:00	
1,1,2-Trichloroethane	ug/kg	ND	5.0	1.7	06/16/21 04:00	
1,1-Dichloroethane	ug/kg	ND	5.0	2.1	06/16/21 04:00	
1,1-Dichloroethene	ug/kg	ND	5.0	2.1	06/16/21 04:00	
1,1-Dichloropropene	ug/kg	ND	5.0	2.4	06/16/21 04:00	
1,2,3-Trichlorobenzene	ug/kg	ND	5.0	4.0	06/16/21 04:00	
1,2,3-Trichloropropane	ug/kg	ND	5.0	2.5	06/16/21 04:00	
1,2,4-Trichlorobenzene	ug/kg	ND	5.0	4.2	06/16/21 04:00	
1,2,4-Trimethylbenzene	ug/kg	ND	5.0	1.4	06/16/21 04:00	
1,2-Dibromo-3-chloropropane	ug/kg	ND	5.0	1.9	06/16/21 04:00	
1,2-Dibromoethane (EDB)	ug/kg	ND	5.0	2.2	06/16/21 04:00	
1,2-Dichlorobenzene	ug/kg	ND	5.0	1.8	06/16/21 04:00	
1,2-Dichloroethane	ug/kg	ND	5.0	3.3	06/16/21 04:00	
1,2-Dichloropropane	ug/kg	ND	5.0	1.5	06/16/21 04:00	
1,3,5-Trimethylbenzene	ug/kg	ND	5.0	1.7	06/16/21 04:00	
1,3-Dichlorobenzene	ug/kg	ND	5.0	1.6	06/16/21 04:00	
1,3-Dichloropropane	ug/kg	ND	5.0	1.6	06/16/21 04:00	
1,4-Dichlorobenzene	ug/kg	ND	5.0	1.3	06/16/21 04:00	
2,2-Dichloropropane	ug/kg	ND	5.0	1.6	06/16/21 04:00	
2-Butanone (MEK)	ug/kg	ND	100	24.0	06/16/21 04:00	
2-Chlorotoluene	ug/kg	ND	5.0	1.8	06/16/21 04:00	
2-Hexanone	ug/kg	ND	50.0	4.8	06/16/21 04:00	
4-Chlorotoluene	ug/kg	ND	5.0	0.88	06/16/21 04:00	
4-Methyl-2-pentanone (MIBK)	ug/kg	ND	50.0	4.8	06/16/21 04:00	
Acetone	ug/kg	ND	100	32.1	06/16/21 04:00	
Benzene	ug/kg	ND	5.0	2.0	06/16/21 04:00	
Bromobenzene	ug/kg	ND	5.0	1.6	06/16/21 04:00	
Bromochloromethane	ug/kg	ND	5.0	1.5	06/16/21 04:00	
Bromodichloromethane	ug/kg	ND	5.0	1.9	06/16/21 04:00	
Bromoform	ug/kg	ND	5.0	1.8	06/16/21 04:00	
Bromomethane	ug/kg	ND	10.0	7.9	06/16/21 04:00	IK
Carbon tetrachloride	ug/kg	ND	5.0	1.9	06/16/21 04:00	
Chlorobenzene	ug/kg	ND	5.0	0.96	06/16/21 04:00	
Chloroethane	ug/kg	ND	10.0	3.9	06/16/21 04:00	
Chloroform	ug/kg	ND	5.0	3.0	06/16/21 04:00	
Chloromethane	ug/kg	ND	10.0	4.2	06/16/21 04:00	
cis-1,2-Dichloroethene	ug/kg	ND	5.0	1.7	06/16/21 04:00	
cis-1,3-Dichloropropene	ug/kg	ND	5.0	1.4	06/16/21 04:00	

Results presented on this page are in the units indicated by the "Units" column except where an alternate unit is presented to the right of the result.

REPORT OF LABORATORY ANALYSIS

This report shall not be reproduced, except in full,
without the written consent of Pace Analytical Services, LLC.

Pace Analytical Services, LLC
9800 Kincey Ave. Suite 100
Huntersville, NC 28078
(704)875-9092

QUALITY CONTROL DATA

Project: 2020-L1-2248
Pace Project No.: 92544467

METHOD BLANK: 3298221 Matrix: Solid
Associated Lab Samples: 92544467002, 92544467003, 92544467004, 92544467005, 92544467007, 92544467008

Parameter	Units	Blank Result	Reporting Limit	MDL	Analyzed	Qualifiers
Dibromochloromethane	ug/kg	ND	5.0	2.8	06/16/21 04:00	
Dibromomethane	ug/kg	ND	5.0	1.1	06/16/21 04:00	
Dichlorodifluoromethane	ug/kg	ND	10.0	2.2	06/16/21 04:00	
Diisopropyl ether	ug/kg	ND	5.0	1.4	06/16/21 04:00	
Ethylbenzene	ug/kg	ND	5.0	2.3	06/16/21 04:00	
Hexachloro-1,3-butadiene	ug/kg	ND	10.0	8.2	06/16/21 04:00	
Isopropylbenzene (Cumene)	ug/kg	ND	5.0	1.7	06/16/21 04:00	
m&p-Xylene	ug/kg	ND	10.0	3.4	06/16/21 04:00	
Methyl-tert-butyl ether	ug/kg	ND	5.0	1.9	06/16/21 04:00	
Methylene Chloride	ug/kg	ND	20.0	13.7	06/16/21 04:00	
n-Butylbenzene	ug/kg	ND	5.0	2.4	06/16/21 04:00	
n-Propylbenzene	ug/kg	ND	5.0	1.8	06/16/21 04:00	
Naphthalene	ug/kg	ND	5.0	2.6	06/16/21 04:00	
o-Xylene	ug/kg	ND	5.0	2.2	06/16/21 04:00	
p-Isopropyltoluene	ug/kg	ND	5.0	2.5	06/16/21 04:00	
sec-Butylbenzene	ug/kg	ND	5.0	2.2	06/16/21 04:00	
Styrene	ug/kg	ND	5.0	1.3	06/16/21 04:00	
tert-Butylbenzene	ug/kg	ND	5.0	1.8	06/16/21 04:00	
Tetrachloroethene	ug/kg	ND	5.0	1.6	06/16/21 04:00	
Toluene	ug/kg	ND	5.0	1.4	06/16/21 04:00	
trans-1,2-Dichloroethene	ug/kg	ND	5.0	1.8	06/16/21 04:00	
trans-1,3-Dichloropropene	ug/kg	ND	5.0	1.7	06/16/21 04:00	
Trichloroethene	ug/kg	ND	5.0	1.3	06/16/21 04:00	
Trichlorofluoromethane	ug/kg	ND	5.0	2.8	06/16/21 04:00	
Vinyl acetate	ug/kg	ND	50.0	3.6	06/16/21 04:00	
Vinyl chloride	ug/kg	ND	10.0	2.5	06/16/21 04:00	
Xylene (Total)	ug/kg	ND	10.0	2.8	06/16/21 04:00	
1,2-Dichloroethane-d4 (S)	%	112	70-130		06/16/21 04:00	
4-Bromofluorobenzene (S)	%	100	69-134		06/16/21 04:00	
Toluene-d8 (S)	%	100	70-130		06/16/21 04:00	

LABORATORY CONTROL SAMPLE: 3298222

Parameter	Units	Spike Conc.	LCS Result	LCS % Rec	% Rec Limits	Qualifiers
1,1,1,2-Tetrachloroethane	ug/kg	1250	1130	90	70-130	
1,1,1-Trichloroethane	ug/kg	1250	1100	88	70-130	
1,1,2,2-Tetrachloroethane	ug/kg	1250	1090	87	70-130	
1,1,2-Trichloroethane	ug/kg	1250	1060	85	70-130	
1,1-Dichloroethane	ug/kg	1250	1220	97	70-130	
1,1-Dichloroethene	ug/kg	1250	1300	104	70-130	
1,1-Dichloropropene	ug/kg	1250	1200	96	70-130	
1,2,3-Trichlorobenzene	ug/kg	1250	1110	89	65-130	
1,2,3-Trichloropropane	ug/kg	1250	1140	91	70-130	
1,2,4-Trichlorobenzene	ug/kg	1250	1100	88	68-130	

Results presented on this page are in the units indicated by the "Units" column except where an alternate unit is presented to the right of the result.

REPORT OF LABORATORY ANALYSIS

This report shall not be reproduced, except in full,
without the written consent of Pace Analytical Services, LLC.

Pace Analytical Services, LLC
9800 Kincey Ave. Suite 100
Huntersville, NC 28078
(704)875-9092

QUALITY CONTROL DATA

Project: 2020-L1-2248
Pace Project No.: 92544467

LABORATORY CONTROL SAMPLE: 3298222

Parameter	Units	Spike Conc.	LCS Result	LCS % Rec	% Rec Limits	Qualifiers
1,2,4-Trimethylbenzene	ug/kg	1250	1130	90	70-130	
1,2-Dibromo-3-chloropropane	ug/kg	1250	1130	90	70-130	
1,2-Dibromoethane (EDB)	ug/kg	1250	1150	92	70-130	
1,2-Dichlorobenzene	ug/kg	1250	1100	88	70-130	
1,2-Dichloroethane	ug/kg	1250	1140	91	63-130	
1,2-Dichloropropane	ug/kg	1250	1190	95	70-130	
1,3,5-Trimethylbenzene	ug/kg	1250	1150	92	70-130	
1,3-Dichlorobenzene	ug/kg	1250	1130	90	70-130	
1,3-Dichloropropane	ug/kg	1250	1170	93	70-130	
1,4-Dichlorobenzene	ug/kg	1250	1100	88	70-130	
2,2-Dichloropropane	ug/kg	1250	1030	82	66-130	
2-Butanone (MEK)	ug/kg	2500	2380	95	70-130	
2-Chlorotoluene	ug/kg	1250	1170	94	70-130	
2-Hexanone	ug/kg	2500	2430	97	70-130	
4-Chlorotoluene	ug/kg	1250	1090	88	70-130	
4-Methyl-2-pentanone (MIBK)	ug/kg	2500	2450	98	70-130	
Acetone	ug/kg	2500	2480	99	69-130	
Benzene	ug/kg	1250	1150	92	70-130	
Bromobenzene	ug/kg	1250	1170	94	70-130	
Bromochloromethane	ug/kg	1250	1190	95	70-130	
Bromodichloromethane	ug/kg	1250	1060	85	69-130	
Bromoform	ug/kg	1250	1110	89	70-130	
Bromomethane	ug/kg	1250	1650	132	52-130	IK,L1
Carbon tetrachloride	ug/kg	1250	1200	96	70-130	
Chlorobenzene	ug/kg	1250	1140	91	70-130	
Chloroethane	ug/kg	1250	1350	108	65-130	
Chloroform	ug/kg	1250	1250	100	70-130	
Chloromethane	ug/kg	1250	1150	92	55-130	
cis-1,2-Dichloroethene	ug/kg	1250	1190	95	70-130	
cis-1,3-Dichloropropene	ug/kg	1250	1150	92	70-130	
Dibromochloromethane	ug/kg	1250	1120	90	70-130	
Dibromomethane	ug/kg	1250	1160	93	70-130	
Dichlorodifluoromethane	ug/kg	1250	1320	106	45-156	
Diisopropyl ether	ug/kg	1250	1130	90	70-130	
Ethylbenzene	ug/kg	1250	1260	101	70-130	
Hexachloro-1,3-butadiene	ug/kg	1250	1200	96	66-130	
Isopropylbenzene (Cumene)	ug/kg	1250	1170	94	70-130	
m&p-Xylene	ug/kg	2500	2320	93	70-130	
Methyl-tert-butyl ether	ug/kg	1250	1110	89	70-130	
Methylene Chloride	ug/kg	1250	1260	101	65-130	
n-Butylbenzene	ug/kg	1250	1200	96	67-130	
n-Propylbenzene	ug/kg	1250	1190	95	70-130	
Naphthalene	ug/kg	1250	1090	87	70-130	
o-Xylene	ug/kg	1250	1160	93	70-130	
p-Isopropyltoluene	ug/kg	1250	1160	93	67-130	
sec-Butylbenzene	ug/kg	1250	1160	93	69-130	
Styrene	ug/kg	1250	1160	93	70-130	

Results presented on this page are in the units indicated by the "Units" column except where an alternate unit is presented to the right of the result.

REPORT OF LABORATORY ANALYSIS

This report shall not be reproduced, except in full,
without the written consent of Pace Analytical Services, LLC.

Pace Analytical Services, LLC
9800 Kincey Ave. Suite 100
Huntersville, NC 28078
(704)875-9092

QUALITY CONTROL DATA

Project: 2020-L1-2248
Pace Project No.: 92544467

LABORATORY CONTROL SAMPLE: 3298222

Parameter	Units	Spike Conc.	LCS Result	LCS % Rec	% Rec Limits	Qualifiers
tert-Butylbenzene	ug/kg	1250	1110	89	67-130	
Tetrachloroethene	ug/kg	1250	1070	85	70-130	
Toluene	ug/kg	1250	1120	89	70-130	
trans-1,2-Dichloroethene	ug/kg	1250	1230	98	70-130	
trans-1,3-Dichloropropene	ug/kg	1250	1140	91	68-130	
Trichloroethene	ug/kg	1250	1170	94	70-130	
Trichlorofluoromethane	ug/kg	1250	1260	101	70-130	
Vinyl acetate	ug/kg	2500	2580	103	70-130	
Vinyl chloride	ug/kg	1250	1280	103	61-130	
Xylene (Total)	ug/kg	3750	3490	93	70-130	
1,2-Dichloroethane-d4 (S)	%			99	70-130	
4-Bromofluorobenzene (S)	%			99	69-134	
Toluene-d8 (S)	%			100	70-130	

MATRIX SPIKE SAMPLE: 3299880

Parameter	Units	92544467005 Result	Spike Conc.	MS Result	MS % Rec	% Rec Limits	Qualifiers
1,1,1,2-Tetrachloroethane	ug/kg	ND	786	717	91	70-131	
1,1,1-Trichloroethane	ug/kg	ND	786	688	88	65-133	
1,1,2,2-Tetrachloroethane	ug/kg	ND	786	631	80	66-130	
1,1,2-Trichloroethane	ug/kg	ND	786	652	83	66-133	
1,1-Dichloroethane	ug/kg	ND	786	763	97	65-130	
1,1-Dichloroethene	ug/kg	ND	786	838	107	10-158	
1,1-Dichloropropene	ug/kg	ND	786	769	98	68-133	
1,2,3-Trichlorobenzene	ug/kg	ND	786	713	91	27-138	
1,2,3-Trichloropropane	ug/kg	ND	786	684	87	67-130	
1,2,4-Trichlorobenzene	ug/kg	ND	786	719	91	51-134	
1,2,4-Trimethylbenzene	ug/kg	8.3	786	741	93	63-136	
1,2-Dibromo-3-chloropropane	ug/kg	ND	786	553	70	32-130	
1,2-Dibromoethane (EDB)	ug/kg	ND	786	710	90	70-130	
1,2-Dichlorobenzene	ug/kg	ND	786	706	90	69-130	
1,2-Dichloroethane	ug/kg	ND	786	732	93	59-130	
1,2-Dichloropropane	ug/kg	ND	786	760	97	70-130	
1,3,5-Trimethylbenzene	ug/kg	ND	786	733	93	65-137	
1,3-Dichlorobenzene	ug/kg	ND	786	705	90	70-130	
1,3-Dichloropropane	ug/kg	ND	786	746	95	70-130	
1,4-Dichlorobenzene	ug/kg	ND	786	706	90	68-130	
2,2-Dichloropropane	ug/kg	ND	786	723	92	32-130	
2-Butanone (MEK)	ug/kg	ND	1570	1370	87	10-136	
2-Chlorotoluene	ug/kg	ND	786	748	95	69-141	
2-Hexanone	ug/kg	ND	1570	1320	84	10-144	
4-Chlorotoluene	ug/kg	ND	786	708	90	70-132	
4-Methyl-2-pentanone (MIBK)	ug/kg	ND	1570	1380	88	25-143	
Acetone	ug/kg	ND	1570	1100	70	10-130	
Benzene	ug/kg	15.8	786	752	94	67-130	

Results presented on this page are in the units indicated by the "Units" column except where an alternate unit is presented to the right of the result.

REPORT OF LABORATORY ANALYSIS

This report shall not be reproduced, except in full,
without the written consent of Pace Analytical Services, LLC.

Pace Analytical Services, LLC
9800 Kincey Ave. Suite 100
Huntersville, NC 28078
(704)875-9092

QUALITY CONTROL DATA

Project: 2020-L1-2248
Pace Project No.: 92544467

MATRIX SPIKE SAMPLE: 3299880

Parameter	Units	92544467005 Result	Spike Conc.	MS Result	MS % Rec	% Rec Limits	Qualifiers
Bromobenzene	ug/kg	ND	786	714	91	70-130	
Bromochloromethane	ug/kg	ND	786	704	90	69-134	
Bromodichloromethane	ug/kg	ND	786	644	82	64-130	
Bromoform	ug/kg	ND	786	599	76	62-130	
Bromomethane	ug/kg	ND	786	573	73	20-176	IK
Carbon tetrachloride	ug/kg	ND	786	717	91	65-140	
Chlorobenzene	ug/kg	ND	786	749	95	70-130	
Chloroethane	ug/kg	ND	786	268	34	10-130	
Chloroform	ug/kg	ND	786	780	99	63-130	
Chloromethane	ug/kg	ND	786	827	105	58-130	
cis-1,2-Dichloroethene	ug/kg	ND	786	757	96	66-130	
cis-1,3-Dichloropropene	ug/kg	ND	786	717	91	67-130	
Dibromochloromethane	ug/kg	ND	786	663	84	67-130	
Dibromomethane	ug/kg	ND	786	704	90	63-131	
Dichlorodifluoromethane	ug/kg	ND	786	830	106	44-180	v3
Diisopropyl ether	ug/kg	ND	786	704	90	63-130	
Ethylbenzene	ug/kg	9.1	786	840	106	66-130	
Hexachloro-1,3-butadiene	ug/kg	ND	786	870	111	64-150	
Isopropylbenzene (Cumene)	ug/kg	ND	786	789	100	69-135	
m&p-Xylene	ug/kg	45.8	1570	1590	98	60-133	
Methyl-tert-butyl ether	ug/kg	ND	786	680	87	65-130	
Methylene Chloride	ug/kg	ND	786	934	119	61-130	
n-Butylbenzene	ug/kg	ND	786	848	108	65-140	
n-Propylbenzene	ug/kg	ND	786	785	100	67-140	
Naphthalene	ug/kg	ND	786	637	81	15-145	
o-Xylene	ug/kg	13.4	786	769	96	66-133	
p-Isopropyltoluene	ug/kg	ND	786	785	100	56-147	
sec-Butylbenzene	ug/kg	ND	786	786	100	65-139	
Styrene	ug/kg	ND	786	745	95	70-132	
tert-Butylbenzene	ug/kg	ND	786	746	95	62-135	
Tetrachloroethene	ug/kg	ND	786	697	89	70-135	
Toluene	ug/kg	86.8	786	808	92	67-130	
trans-1,2-Dichloroethene	ug/kg	ND	786	788	100	69-130	
trans-1,3-Dichloropropene	ug/kg	ND	786	701	89	62-130	
Trichloroethene	ug/kg	ND	786	751	96	70-135	
Trichlorofluoromethane	ug/kg	ND	786	217	28	10-130	
Vinyl acetate	ug/kg	ND	1570	1580	101	53-130	
Vinyl chloride	ug/kg	ND	786	821	104	61-148	
Xylene (Total)	ug/kg	59.2	2360	2350	97	63-132	
1,2-Dichloroethane-d4 (S)	%				111	70-130	
4-Bromofluorobenzene (S)	%				102	69-134	
Toluene-d8 (S)	%				100	70-130	

Results presented on this page are in the units indicated by the "Units" column except where an alternate unit is presented to the right of the result.

REPORT OF LABORATORY ANALYSIS

This report shall not be reproduced, except in full,
without the written consent of Pace Analytical Services, LLC.

Pace Analytical Services, LLC
9800 Kincey Ave. Suite 100
Huntersville, NC 28078
(704)875-9092

QUALITY CONTROL DATA

Project: 2020-L1-2248
Pace Project No.: 92544467

SAMPLE DUPLICATE: 3299879

Parameter	Units	92544467003 Result	Dup Result	RPD	Max RPD	Qualifiers
1,1,1,2-Tetrachloroethane	ug/kg	ND	ND		30	
1,1,1-Trichloroethane	ug/kg	ND	ND		30	
1,1,2,2-Tetrachloroethane	ug/kg	ND	ND		30	
1,1,2-Trichloroethane	ug/kg	ND	ND		30	
1,1-Dichloroethane	ug/kg	ND	ND		30	
1,1-Dichloroethene	ug/kg	ND	ND		30	
1,1-Dichloropropene	ug/kg	ND	ND		30	
1,2,3-Trichlorobenzene	ug/kg	ND	ND		30	
1,2,3-Trichloropropane	ug/kg	ND	ND		30	
1,2,4-Trichlorobenzene	ug/kg	ND	ND		30	
1,2,4-Trimethylbenzene	ug/kg	ND	ND		30	
1,2-Dibromo-3-chloropropane	ug/kg	ND	ND		30	
1,2-Dibromoethane (EDB)	ug/kg	ND	ND		30	
1,2-Dichlorobenzene	ug/kg	ND	ND		30	
1,2-Dichloroethane	ug/kg	ND	ND		30	
1,2-Dichloropropane	ug/kg	ND	ND		30	
1,3,5-Trimethylbenzene	ug/kg	ND	ND		30	
1,3-Dichlorobenzene	ug/kg	ND	ND		30	
1,3-Dichloropropane	ug/kg	ND	ND		30	
1,4-Dichlorobenzene	ug/kg	ND	ND		30	
2,2-Dichloropropane	ug/kg	ND	ND		30	
2-Butanone (MEK)	ug/kg	ND	ND		30	
2-Chlorotoluene	ug/kg	ND	ND		30	
2-Hexanone	ug/kg	ND	ND		30	
4-Chlorotoluene	ug/kg	ND	ND		30	
4-Methyl-2-pentanone (MIBK)	ug/kg	ND	ND		30	
Acetone	ug/kg	ND	ND		30	
Benzene	ug/kg	ND	ND		30	
Bromobenzene	ug/kg	ND	ND		30	
Bromochloromethane	ug/kg	ND	ND		30	
Bromodichloromethane	ug/kg	ND	ND		30	
Bromoform	ug/kg	ND	ND		30	
Bromomethane	ug/kg	ND	ND		30	IK
Carbon tetrachloride	ug/kg	ND	ND		30	
Chlorobenzene	ug/kg	ND	ND		30	
Chloroethane	ug/kg	ND	ND		30	
Chloroform	ug/kg	ND	ND		30	
Chloromethane	ug/kg	ND	ND		30	
cis-1,2-Dichloroethene	ug/kg	ND	ND		30	
cis-1,3-Dichloropropene	ug/kg	ND	ND		30	
Dibromochloromethane	ug/kg	ND	ND		30	
Dibromomethane	ug/kg	ND	ND		30	
Dichlorodifluoromethane	ug/kg	ND	ND		30	v2
Diisopropyl ether	ug/kg	ND	ND		30	
Ethylbenzene	ug/kg	ND	ND		30	
Hexachloro-1,3-butadiene	ug/kg	ND	ND		30	
Isopropylbenzene (Cumene)	ug/kg	ND	ND		30	

Results presented on this page are in the units indicated by the "Units" column except where an alternate unit is presented to the right of the result.

REPORT OF LABORATORY ANALYSIS

This report shall not be reproduced, except in full,
without the written consent of Pace Analytical Services, LLC.

Pace Analytical Services, LLC
9800 Kincey Ave. Suite 100
Huntersville, NC 28078
(704)875-9092

QUALITY CONTROL DATA

Project: 2020-L1-2248
Pace Project No.: 92544467

SAMPLE DUPLICATE: 3299879

Parameter	Units	92544467003 Result	Dup Result	RPD	Max RPD	Qualifiers
m&p-Xylene	ug/kg	8.0J	9.4J		30	
Methyl-tert-butyl ether	ug/kg	ND	ND		30	
Methylene Chloride	ug/kg	ND	ND		30	
n-Butylbenzene	ug/kg	ND	ND		30	
n-Propylbenzene	ug/kg	ND	ND		30	
Naphthalene	ug/kg	ND	ND		30	
o-Xylene	ug/kg	ND	ND		30	
p-Isopropyltoluene	ug/kg	ND	ND		30	
sec-Butylbenzene	ug/kg	ND	ND		30	
Styrene	ug/kg	ND	ND		30	
tert-Butylbenzene	ug/kg	ND	ND		30	
Tetrachloroethene	ug/kg	ND	ND		30	
Toluene	ug/kg	8.2	17.1	71	30	D6
trans-1,2-Dichloroethene	ug/kg	ND	ND		30	
trans-1,3-Dichloropropene	ug/kg	ND	ND		30	
Trichloroethene	ug/kg	ND	ND		30	
Trichlorofluoromethane	ug/kg	ND	ND		30	
Vinyl acetate	ug/kg	ND	ND		30	
Vinyl chloride	ug/kg	ND	ND		30	
Xylene (Total)	ug/kg	8.0J	ND		30	
1,2-Dichloroethane-d4 (S)	%	110	108			
4-Bromofluorobenzene (S)	%	103	99			
Toluene-d8 (S)	%	101	101			

Results presented on this page are in the units indicated by the "Units" column except where an alternate unit is presented to the right of the result.

REPORT OF LABORATORY ANALYSIS

This report shall not be reproduced, except in full,
without the written consent of Pace Analytical Services, LLC.

Pace Analytical Services, LLC
9800 Kincey Ave. Suite 100
Huntersville, NC 28078
(704)875-9092

QUALITY CONTROL DATA

Project: 2020-L1-2248
Pace Project No.: 92544467

QC Batch: 627604
QC Batch Method: EPA 5035A/5030B
Analysis Method: EPA 8260D
Analysis Description: 8260D 5035A 5030B
Laboratory: Pace Analytical Services - Charlotte
Associated Lab Samples: 92544467006, 92544467009, 92544467010, 92544467011

METHOD BLANK: 3299417 Matrix: Solid
Associated Lab Samples: 92544467006, 92544467009, 92544467010, 92544467011

Parameter	Units	Blank Result	Reporting Limit	MDL	Analyzed	Qualifiers
1,1,1,2-Tetrachloroethane	ug/kg	ND	5.0	1.9	06/16/21 17:31	
1,1,1-Trichloroethane	ug/kg	ND	5.0	2.6	06/16/21 17:31	
1,1,2,2-Tetrachloroethane	ug/kg	ND	5.0	1.3	06/16/21 17:31	
1,1,2-Trichloroethane	ug/kg	ND	5.0	1.7	06/16/21 17:31	
1,1-Dichloroethane	ug/kg	ND	5.0	2.1	06/16/21 17:31	
1,1-Dichloroethene	ug/kg	ND	5.0	2.1	06/16/21 17:31	
1,1-Dichloropropene	ug/kg	ND	5.0	2.4	06/16/21 17:31	
1,2,3-Trichlorobenzene	ug/kg	ND	5.0	4.0	06/16/21 17:31	
1,2,3-Trichloropropane	ug/kg	ND	5.0	2.5	06/16/21 17:31	
1,2,4-Trichlorobenzene	ug/kg	ND	5.0	4.2	06/16/21 17:31	
1,2,4-Trimethylbenzene	ug/kg	ND	5.0	1.4	06/16/21 17:31	
1,2-Dibromo-3-chloropropane	ug/kg	ND	5.0	1.9	06/16/21 17:31	
1,2-Dibromoethane (EDB)	ug/kg	ND	5.0	2.2	06/16/21 17:31	
1,2-Dichlorobenzene	ug/kg	ND	5.0	1.8	06/16/21 17:31	
1,2-Dichloroethane	ug/kg	ND	5.0	3.3	06/16/21 17:31	
1,2-Dichloropropane	ug/kg	ND	5.0	1.5	06/16/21 17:31	
1,3,5-Trimethylbenzene	ug/kg	ND	5.0	1.7	06/16/21 17:31	
1,3-Dichlorobenzene	ug/kg	ND	5.0	1.6	06/16/21 17:31	
1,3-Dichloropropane	ug/kg	ND	5.0	1.6	06/16/21 17:31	
1,4-Dichlorobenzene	ug/kg	ND	5.0	1.3	06/16/21 17:31	
2,2-Dichloropropane	ug/kg	ND	5.0	1.6	06/16/21 17:31	
2-Butanone (MEK)	ug/kg	ND	100	24.0	06/16/21 17:31	
2-Chlorotoluene	ug/kg	ND	5.0	1.8	06/16/21 17:31	
2-Hexanone	ug/kg	ND	50.0	4.8	06/16/21 17:31	
4-Chlorotoluene	ug/kg	ND	5.0	0.88	06/16/21 17:31	
4-Methyl-2-pentanone (MIBK)	ug/kg	ND	50.0	4.8	06/16/21 17:31	
Acetone	ug/kg	ND	100	32.1	06/16/21 17:31	
Benzene	ug/kg	ND	5.0	2.0	06/16/21 17:31	
Bromobenzene	ug/kg	ND	5.0	1.6	06/16/21 17:31	
Bromochloromethane	ug/kg	ND	5.0	1.5	06/16/21 17:31	
Bromodichloromethane	ug/kg	ND	5.0	1.9	06/16/21 17:31	
Bromoform	ug/kg	ND	5.0	1.8	06/16/21 17:31	
Bromomethane	ug/kg	ND	10.0	7.9	06/16/21 17:31	IK
Carbon tetrachloride	ug/kg	ND	5.0	1.9	06/16/21 17:31	
Chlorobenzene	ug/kg	ND	5.0	0.96	06/16/21 17:31	
Chloroethane	ug/kg	ND	10.0	3.9	06/16/21 17:31	
Chloroform	ug/kg	ND	5.0	3.0	06/16/21 17:31	
Chloromethane	ug/kg	ND	10.0	4.2	06/16/21 17:31	
cis-1,2-Dichloroethene	ug/kg	ND	5.0	1.7	06/16/21 17:31	
cis-1,3-Dichloropropene	ug/kg	ND	5.0	1.4	06/16/21 17:31	

Results presented on this page are in the units indicated by the "Units" column except where an alternate unit is presented to the right of the result.

REPORT OF LABORATORY ANALYSIS

This report shall not be reproduced, except in full,
without the written consent of Pace Analytical Services, LLC.

Pace Analytical Services, LLC
9800 Kincey Ave. Suite 100
Huntersville, NC 28078
(704)875-9092

QUALITY CONTROL DATA

Project: 2020-L1-2248
Pace Project No.: 92544467

METHOD BLANK: 3299417 Matrix: Solid
Associated Lab Samples: 92544467006, 92544467009, 92544467010, 92544467011

Parameter	Units	Blank Result	Reporting Limit	MDL	Analyzed	Qualifiers
Dibromochloromethane	ug/kg	ND	5.0	2.8	06/16/21 17:31	
Dibromomethane	ug/kg	ND	5.0	1.1	06/16/21 17:31	
Dichlorodifluoromethane	ug/kg	ND	10.0	2.2	06/16/21 17:31	v2
Diisopropyl ether	ug/kg	ND	5.0	1.4	06/16/21 17:31	
Ethylbenzene	ug/kg	ND	5.0	2.3	06/16/21 17:31	
Hexachloro-1,3-butadiene	ug/kg	ND	10.0	8.2	06/16/21 17:31	
Isopropylbenzene (Cumene)	ug/kg	ND	5.0	1.7	06/16/21 17:31	
m&p-Xylene	ug/kg	ND	10.0	3.4	06/16/21 17:31	
Methyl-tert-butyl ether	ug/kg	ND	5.0	1.9	06/16/21 17:31	
Methylene Chloride	ug/kg	ND	20.0	13.7	06/16/21 17:31	
n-Butylbenzene	ug/kg	ND	5.0	2.4	06/16/21 17:31	
n-Propylbenzene	ug/kg	ND	5.0	1.8	06/16/21 17:31	
Naphthalene	ug/kg	ND	5.0	2.6	06/16/21 17:31	
o-Xylene	ug/kg	ND	5.0	2.2	06/16/21 17:31	
p-Isopropyltoluene	ug/kg	ND	5.0	2.5	06/16/21 17:31	
sec-Butylbenzene	ug/kg	ND	5.0	2.2	06/16/21 17:31	
Styrene	ug/kg	ND	5.0	1.3	06/16/21 17:31	
tert-Butylbenzene	ug/kg	ND	5.0	1.8	06/16/21 17:31	
Tetrachloroethene	ug/kg	ND	5.0	1.6	06/16/21 17:31	
Toluene	ug/kg	ND	5.0	1.4	06/16/21 17:31	
trans-1,2-Dichloroethene	ug/kg	ND	5.0	1.8	06/16/21 17:31	
trans-1,3-Dichloropropene	ug/kg	ND	5.0	1.7	06/16/21 17:31	
Trichloroethene	ug/kg	ND	5.0	1.3	06/16/21 17:31	
Trichlorofluoromethane	ug/kg	ND	5.0	2.8	06/16/21 17:31	
Vinyl acetate	ug/kg	ND	50.0	3.6	06/16/21 17:31	
Vinyl chloride	ug/kg	ND	10.0	2.5	06/16/21 17:31	
Xylene (Total)	ug/kg	ND	10.0	2.8	06/16/21 17:31	
1,2-Dichloroethane-d4 (S)	%	113	70-130		06/16/21 17:31	
4-Bromofluorobenzene (S)	%	101	69-134		06/16/21 17:31	
Toluene-d8 (S)	%	100	70-130		06/16/21 17:31	

LABORATORY CONTROL SAMPLE: 3299418

Parameter	Units	Spike Conc.	LCS Result	LCS % Rec	% Rec Limits	Qualifiers
1,1,1,2-Tetrachloroethane	ug/kg	1250	1210	96	70-130	
1,1,1-Trichloroethane	ug/kg	1250	1160	92	70-130	
1,1,2,2-Tetrachloroethane	ug/kg	1250	1140	91	70-130	
1,1,2-Trichloroethane	ug/kg	1250	1150	92	70-130	
1,1-Dichloroethane	ug/kg	1250	1280	103	70-130	
1,1-Dichloroethene	ug/kg	1250	1320	106	70-130	
1,1-Dichloropropene	ug/kg	1250	1270	101	70-130	
1,2,3-Trichlorobenzene	ug/kg	1250	1250	100	65-130	
1,2,3-Trichloropropane	ug/kg	1250	1200	96	70-130	
1,2,4-Trichlorobenzene	ug/kg	1250	1240	99	68-130	

Results presented on this page are in the units indicated by the "Units" column except where an alternate unit is presented to the right of the result.

REPORT OF LABORATORY ANALYSIS

This report shall not be reproduced, except in full,
without the written consent of Pace Analytical Services, LLC.

Pace Analytical Services, LLC
9800 Kincey Ave. Suite 100
Huntersville, NC 28078
(704)875-9092

QUALITY CONTROL DATA

Project: 2020-L1-2248
Pace Project No.: 92544467

LABORATORY CONTROL SAMPLE: 3299418

Parameter	Units	Spike Conc.	LCS Result	LCS % Rec	% Rec Limits	Qualifiers
1,2,4-Trimethylbenzene	ug/kg	1250	1280	102	70-130	
1,2-Dibromo-3-chloropropane	ug/kg	1250	1200	96	70-130	
1,2-Dibromoethane (EDB)	ug/kg	1250	1200	96	70-130	
1,2-Dichlorobenzene	ug/kg	1250	1200	96	70-130	
1,2-Dichloroethane	ug/kg	1250	1220	98	63-130	
1,2-Dichloropropane	ug/kg	1250	1270	101	70-130	
1,3,5-Trimethylbenzene	ug/kg	1250	1240	100	70-130	
1,3-Dichlorobenzene	ug/kg	1250	1180	95	70-130	
1,3-Dichloropropane	ug/kg	1250	1220	98	70-130	
1,4-Dichlorobenzene	ug/kg	1250	1200	96	70-130	
2,2-Dichloropropane	ug/kg	1250	1200	96	66-130	
2-Butanone (MEK)	ug/kg	2500	2640	106	70-130	
2-Chlorotoluene	ug/kg	1250	1270	102	70-130	
2-Hexanone	ug/kg	2500	2560	103	70-130	
4-Chlorotoluene	ug/kg	1250	1200	96	70-130	
4-Methyl-2-pentanone (MIBK)	ug/kg	2500	2650	106	70-130	
Acetone	ug/kg	2500	2550	102	69-130	
Benzene	ug/kg	1250	1230	99	70-130	
Bromobenzene	ug/kg	1250	1250	100	70-130	
Bromochloromethane	ug/kg	1250	1270	102	70-130	
Bromodichloromethane	ug/kg	1250	1150	92	69-130	
Bromoform	ug/kg	1250	1150	92	70-130	
Bromomethane	ug/kg	1250	1760	141	52-130	IK,L1
Carbon tetrachloride	ug/kg	1250	1270	102	70-130	
Chlorobenzene	ug/kg	1250	1210	97	70-130	
Chloroethane	ug/kg	1250	1460	117	65-130	
Chloroform	ug/kg	1250	1350	108	70-130	
Chloromethane	ug/kg	1250	1220	98	55-130	
cis-1,2-Dichloroethene	ug/kg	1250	1270	101	70-130	
cis-1,3-Dichloropropene	ug/kg	1250	1250	100	70-130	
Dibromochloromethane	ug/kg	1250	1180	94	70-130	
Dibromomethane	ug/kg	1250	1240	99	70-130	
Dichlorodifluoromethane	ug/kg	1250	1350	108	45-156	v3
Diisopropyl ether	ug/kg	1250	1210	97	70-130	
Ethylbenzene	ug/kg	1250	1330	107	70-130	
Hexachloro-1,3-butadiene	ug/kg	1250	1400	112	66-130	
Isopropylbenzene (Cumene)	ug/kg	1250	1250	100	70-130	
m&p-Xylene	ug/kg	2500	2460	98	70-130	
Methyl-tert-butyl ether	ug/kg	1250	1180	95	70-130	
Methylene Chloride	ug/kg	1250	1360	109	65-130	
n-Butylbenzene	ug/kg	1250	1350	108	67-130	
n-Propylbenzene	ug/kg	1250	1320	106	70-130	
Naphthalene	ug/kg	1250	1190	95	70-130	
o-Xylene	ug/kg	1250	1220	98	70-130	
p-Isopropyltoluene	ug/kg	1250	1260	100	67-130	
sec-Butylbenzene	ug/kg	1250	1270	102	69-130	
Styrene	ug/kg	1250	1230	99	70-130	

Results presented on this page are in the units indicated by the "Units" column except where an alternate unit is presented to the right of the result.

REPORT OF LABORATORY ANALYSIS

This report shall not be reproduced, except in full,
without the written consent of Pace Analytical Services, LLC.

Pace Analytical Services, LLC
9800 Kincey Ave. Suite 100
Huntersville, NC 28078
(704)875-9092

QUALITY CONTROL DATA

Project: 2020-L1-2248
Pace Project No.: 92544467

LABORATORY CONTROL SAMPLE: 3299418

Parameter	Units	Spike Conc.	LCS Result	LCS % Rec	% Rec Limits	Qualifiers
tert-Butylbenzene	ug/kg	1250	1190	95	67-130	
Tetrachloroethene	ug/kg	1250	1130	91	70-130	
Toluene	ug/kg	1250	1200	96	70-130	
trans-1,2-Dichloroethene	ug/kg	1250	1310	105	70-130	
trans-1,3-Dichloropropene	ug/kg	1250	1260	101	68-130	
Trichloroethene	ug/kg	1250	1250	100	70-130	
Trichlorofluoromethane	ug/kg	1250	1320	106	70-130	
Vinyl acetate	ug/kg	2500	2840	113	70-130	
Vinyl chloride	ug/kg	1250	1360	109	61-130	
Xylene (Total)	ug/kg	3750	3680	98	70-130	
1,2-Dichloroethane-d4 (S)	%			101	70-130	
4-Bromofluorobenzene (S)	%			100	69-134	
Toluene-d8 (S)	%			102	70-130	

MATRIX SPIKE & MATRIX SPIKE DUPLICATE: 3299419 3299420

Parameter	Units	92544080020 Result	MS Spike Conc.	MSD Spike Conc.	MS Result	MSD Result	MS % Rec	MSD % Rec	% Rec Limits	RPD	Max RPD	Qual
1,1,1,2-Tetrachloroethane	ug/kg	ND	154000	154000	143000	150000	93	97	70-131	5	30	
1,1,1-Trichloroethane	ug/kg	ND	154000	154000	150000	153000	97	99	65-133	2	30	
1,1,2,2-Tetrachloroethane	ug/kg	ND	154000	154000	139000	144000	90	93	66-130	4	30	
1,1,2-Trichloroethane	ug/kg	ND	154000	154000	144000	147000	94	95	66-133	2	30	
1,1-Dichloroethane	ug/kg	ND	154000	154000	168000	170000	109	110	65-130	1	30	
1,1-Dichloroethene	ug/kg	ND	154000	154000	184000	184000	120	120	10-158	0	30	
1,1-Dichloropropene	ug/kg	ND	154000	154000	167000	166000	109	108	68-133	1	30	
1,2,3-Trichlorobenzene	ug/kg	ND	154000	154000	149000	150000	96	98	27-138	1	30	
1,2,3-Trichloropropane	ug/kg	ND	154000	154000	141000	146000	91	95	67-130	4	30	
1,2,4-Trichlorobenzene	ug/kg	ND	154000	154000	147000	151000	95	98	51-134	3	30	
1,2,4-Trimethylbenzene	ug/kg	563000	154000	154000	696000	700000	86	89	63-136	1	30	
1,2-Dibromo-3-chloropropane	ug/kg	ND	154000	154000	137000	145000	89	94	32-130	6	30	
1,2-Dibromoethane (EDB)	ug/kg	ND	154000	154000	143000	149000	93	97	70-130	5	30	
1,2-Dichlorobenzene	ug/kg	ND	154000	154000	149000	151000	97	98	69-130	1	30	
1,2-Dichloroethane	ug/kg	ND	154000	154000	155000	158000	101	102	59-130	2	30	
1,2-Dichloropropane	ug/kg	ND	154000	154000	162000	164000	105	106	70-130	1	30	
1,3,5-Trimethylbenzene	ug/kg	162000	154000	154000	303000	319000	91	102	65-137	5	30	
1,3-Dichlorobenzene	ug/kg	ND	154000	154000	146000	148000	95	96	70-130	2	30	
1,3-Dichloropropane	ug/kg	ND	154000	154000	149000	156000	97	101	70-130	5	30	
1,4-Dichlorobenzene	ug/kg	ND	154000	154000	148000	153000	96	99	68-130	3	30	
2,2-Dichloropropane	ug/kg	ND	154000	154000	127000	131000	82	85	32-130	3	30	v3
2-Butanone (MEK)	ug/kg	ND	309000	309000	349000	348000	113	113	10-136	0	30	
2-Chlorotoluene	ug/kg	ND	154000	154000	168000	176000	109	114	69-141	5	30	
2-Hexanone	ug/kg	ND	309000	309000	309000	321000	100	104	10-144	4	30	
4-Chlorotoluene	ug/kg	ND	154000	154000	154000	153000	100	99	70-132	1	30	
4-Methyl-2-pentanone (MIBK)	ug/kg	ND	309000	309000	337000	343000	109	111	25-143	2	30	

Results presented on this page are in the units indicated by the "Units" column except where an alternate unit is presented to the right of the result.

REPORT OF LABORATORY ANALYSIS

This report shall not be reproduced, except in full,
without the written consent of Pace Analytical Services, LLC.

Pace Analytical Services, LLC
9800 Kincey Ave. Suite 100
Huntersville, NC 28078
(704)875-9092

QUALITY CONTROL DATA

Project: 2020-L1-2248
Pace Project No.: 92544467

MATRIX SPIKE & MATRIX SPIKE DUPLICATE: 3299419 3299420

Parameter	Units	92544080020 Result	MS Spike Conc.	MSD Spike Conc.	MS Result	MSD Result	MS % Rec	MSD % Rec	% Rec Limits	RPD	Max RPD	Qual
Acetone	ug/kg	26600J	309000	309000	346000	357000	104	107	10-130	3	30	
Benzene	ug/kg	53500	154000	154000	212000	214000	103	104	67-130	1	30	
Bromobenzene	ug/kg	ND	154000	154000	153000	155000	99	101	70-130	2	30	
Bromochloromethane	ug/kg	ND	154000	154000	157000	161000	102	105	69-134	3	30	
Bromodichloromethane	ug/kg	ND	154000	154000	139000	142000	90	92	64-130	2	30	
Bromoform	ug/kg	ND	154000	154000	124000	130000	81	85	62-130	5	30	
Bromomethane	ug/kg	ND	154000	154000	188000	197000	122	128	20-176	5	30	IK
Carbon tetrachloride	ug/kg	ND	154000	154000	156000	159000	101	103	65-140	2	30	
Chlorobenzene	ug/kg	ND	154000	154000	151000	157000	98	102	70-130	3	30	
Chloroethane	ug/kg	ND	154000	154000	197000	199000	128	129	10-130	1	30	
Chloroform	ug/kg	ND	154000	154000	172000	172000	111	111	63-130	0	30	
Chloromethane	ug/kg	ND	154000	154000	168000	168000	109	109	58-130	0	30	
cis-1,2-Dichloroethene	ug/kg	ND	154000	154000	163000	167000	106	109	66-130	3	30	
cis-1,3-Dichloropropene	ug/kg	ND	154000	154000	150000	150000	98	97	67-130	0	30	
Dibromochloromethane	ug/kg	ND	154000	154000	136000	140000	88	91	67-130	3	30	
Dibromomethane	ug/kg	ND	154000	154000	147000	149000	95	96	63-131	1	30	
Dichlorodifluoromethane	ug/kg	ND	154000	154000	175000	175000	114	114	44-180	0	30	v3
Diisopropyl ether	ug/kg	ND	154000	154000	156000	157000	101	102	63-130	1	30	
Ethylbenzene	ug/kg	340000	154000	154000	488000	504000	96	106	66-130	3	30	
Hexachloro-1,3-butadiene	ug/kg	ND	154000	154000	162000	170000	105	110	64-150	5	30	
Isopropylbenzene (Cumene)	ug/kg	29500	154000	154000	183000	190000	100	104	69-135	3	30	
m&p-Xylene	ug/kg	1270000	309000	309000	1480000	1540000	67	86	60-133	4	30	
Methyl-tert-butyl ether	ug/kg	ND	154000	154000	146000	148000	95	96	65-130	1	30	
Methylene Chloride	ug/kg	ND	154000	154000	192000	194000	124	126	61-130	1	30	
n-Butylbenzene	ug/kg	26500	154000	154000	190000	196000	106	110	65-140	3	30	
n-Propylbenzene	ug/kg	ND	154000	154000	257000	263000	167	171	67-140	2	30	M1
Naphthalene	ug/kg	54100	154000	154000	197000	201000	93	95	15-145	2	30	
o-Xylene	ug/kg	501000	154000	154000	619000	647000	76	94	66-133	4	30	
p-Isopropyltoluene	ug/kg	25200	154000	154000	180000	183000	100	102	56-147	1	30	
sec-Butylbenzene	ug/kg	ND	154000	154000	170000	172000	110	112	65-139	1	30	
Styrene	ug/kg	ND	154000	154000	162000	168000	105	109	70-132	4	30	
tert-Butylbenzene	ug/kg	ND	154000	154000	150000	162000	97	105	62-135	8	30	
Tetrachloroethene	ug/kg	29600	154000	154000	164000	169000	87	90	70-135	3	30	
Toluene	ug/kg	1020000	154000	154000	1170000	1180000	92	103	67-130	1	30	
trans-1,2-Dichloroethene	ug/kg	ND	154000	154000	169000	173000	110	112	69-130	3	30	
trans-1,3-Dichloropropene	ug/kg	ND	154000	154000	146000	147000	94	95	62-130	1	30	
Trichloroethene	ug/kg	ND	154000	154000	157000	160000	102	104	70-135	2	30	
Trichlorofluoromethane	ug/kg	ND	154000	154000	173000	176000	112	114	10-130	2	30	
Vinyl acetate	ug/kg	ND	309000	309000	343000	349000	111	113	53-130	2	30	
Vinyl chloride	ug/kg	ND	154000	154000	185000	184000	120	119	61-148	1	30	
Xylene (Total)	ug/kg	1780000	462000	462000	2100000	2190000	70	89	63-132	4	30	
1,2-Dichloroethane-d4 (S)	%						107	106	70-130			
4-Bromofluorobenzene (S)	%						99	101	69-134			
Toluene-d8 (S)	%						100	101	70-130			

Results presented on this page are in the units indicated by the "Units" column except where an alternate unit is presented to the right of the result.

REPORT OF LABORATORY ANALYSIS

This report shall not be reproduced, except in full,
without the written consent of Pace Analytical Services, LLC.

Pace Analytical Services, LLC
9800 Kincey Ave. Suite 100
Huntersville, NC 28078
(704)875-9092

QUALITY CONTROL DATA

Project: 2020-L1-2248
Pace Project No.: 92544467

QC Batch: 627341
QC Batch Method: SW-846
Analysis Method: SW-846
Analysis Description: Dry Weight/Percent Moisture
Laboratory: Pace Analytical Services - Charlotte
Associated Lab Samples: 92544467001, 92544467002, 92544467003, 92544467004, 92544467005, 92544467006, 92544467007, 92544467008, 92544467009, 92544467010, 92544467011

SAMPLE DUPLICATE: 3298208

Parameter	Units	92541778030 Result	Dup Result	RPD	Max RPD	Qualifiers
Percent Moisture	%	15.9	15.9	0	25	N2

SAMPLE DUPLICATE: 3298209

Parameter	Units	92544467011 Result	Dup Result	RPD	Max RPD	Qualifiers
Percent Moisture	%	7.9	7.3	7	25	N2

Results presented on this page are in the units indicated by the "Units" column except where an alternate unit is presented to the right of the result.

REPORT OF LABORATORY ANALYSIS

This report shall not be reproduced, except in full,
without the written consent of Pace Analytical Services, LLC.

Pace Analytical Services, LLC
9800 Kincey Ave. Suite 100
Huntersville, NC 28078
(704)875-9092

QUALIFIERS

Project: 2020-L1-2248
Pace Project No.: 92544467

DEFINITIONS

DF - Dilution Factor, if reported, represents the factor applied to the reported data due to dilution of the sample aliquot.

ND - Not Detected at or above adjusted reporting limit.

TNTC - Too Numerous To Count

J - Estimated concentration above the adjusted method detection limit and below the adjusted reporting limit.

MDL - Adjusted Method Detection Limit.

PQL - Practical Quantitation Limit.

RL - Reporting Limit - The lowest concentration value that meets project requirements for quantitative data with known precision and bias for a specific analyte in a specific matrix.

S - Surrogate

1,2-Diphenylhydrazine decomposes to and cannot be separated from Azobenzene using Method 8270. The result for each analyte is a combined concentration.

Consistent with EPA guidelines, unrounded data are displayed and have been used to calculate % recovery and RPD values.

LCS(D) - Laboratory Control Sample (Duplicate)

MS(D) - Matrix Spike (Duplicate)

DUP - Sample Duplicate

RPD - Relative Percent Difference

NC - Not Calculable.

SG - Silica Gel - Clean-Up

U - Indicates the compound was analyzed for, but not detected.

Acid preservation may not be appropriate for 2 Chloroethylvinyl ether.

A separate vial preserved to a pH of 4-5 is recommended in SW846 Chapter 4 for the analysis of Acrolein and Acrylonitrile by EPA Method 8260.

N-Nitrosodiphenylamine decomposes and cannot be separated from Diphenylamine using Method 8270. The result reported for each analyte is a combined concentration.

Pace Analytical is TNI accredited. Contact your Pace PM for the current list of accredited analytes.

TNI - The NELAC Institute.

ANALYTE QUALIFIERS

C7	Analyte is a possible laboratory contaminant (not present in method blank).
D6	The precision between the sample and sample duplicate exceeded laboratory control limits.
IK	The recalculated concentration of the calibration standard(s) did not meet method acceptance criteria; this result should be considered an estimated value.
L1	Analyte recovery in the laboratory control sample (LCS) was above QC limits. Results for this analyte in associated samples may be biased high.
M1	Matrix spike recovery exceeded QC limits. Batch accepted based on laboratory control sample (LCS) recovery.
N2	The lab does not hold NELAC/TNI accreditation for this parameter but other accreditations/certifications may apply. A complete list of accreditations/certifications is available upon request.
v1	The continuing calibration verification was above the method acceptance limit. Any detection for the analyte in the associated samples may have a high bias.
v2	The continuing calibration verification was below the method acceptance limit. The analyte was not detected in the associated samples and the sensitivity of the instrument was verified with a reporting limit check standard.
v3	The continuing calibration verification was below the method acceptance limit. Any detection for the analyte in the associated samples may have low bias.

This report shall not be reproduced, except in full,
without the written consent of Pace Analytical Services, LLC.

Pace Analytical Services, LLC
9800 Kincey Ave. Suite 100
Huntersville, NC 28078
(704)875-9092

QUALITY CONTROL DATA CROSS REFERENCE TABLE

Project: 2020-L1-2248
Pace Project No.: 92544467

Lab ID	Sample ID	QC Batch Method	QC Batch	Analytical Method	Analytical Batch
92544467001	**AA4 (0-2')**	MADEP VPH	627905	MADEP VPH	627951
92544467002	**AA4 (10-12')**	MADEP VPH	628187	MADEP VPH	628219
92544467003	**AB3 (0-2')**	MADEP VPH	627905	MADEP VPH	627951
92544467004	**AB3 (22-24')**	MADEP VPH	629337	MADEP VPH	629377
92544467005	**AB4 (0-2')**	MADEP VPH	627905	MADEP VPH	627951
92544467006	**AB4 (14-16')**	MADEP VPH	628187	MADEP VPH	628219
92544467007	**AA5 (0-2')**	MADEP VPH	627905	MADEP VPH	627951
92544467008	**AA5 (6-8')**	MADEP VPH	628187	MADEP VPH	628219
92544467009	**AB5 (0-2')**	MADEP VPH	628187	MADEP VPH	628219
92544467010	**AB5 (2-4')**	MADEP VPH	628187	MADEP VPH	628219
92544467011	**AA5 (18-20')**	MADEP VPH	628187	MADEP VPH	628219
92544467001	**AA4 (0-2')**	EPA 5035A/5030B	627317	EPA 8260D	627344
92544467002	**AA4 (10-12')**	EPA 5035A/5030B	627347	EPA 8260D	627351
92544467003	**AB3 (0-2')**	EPA 5035A/5030B	627347	EPA 8260D	627351
92544467004	**AB3 (22-24')**	EPA 5035A/5030B	627347	EPA 8260D	627351
92544467005	**AB4 (0-2')**	EPA 5035A/5030B	627347	EPA 8260D	627351
92544467006	**AB4 (14-16')**	EPA 5035A/5030B	627604	EPA 8260D	627633
92544467007	**AA5 (0-2')**	EPA 5035A/5030B	627347	EPA 8260D	627351
92544467008	**AA5 (6-8')**	EPA 5035A/5030B	627347	EPA 8260D	627351
92544467009	**AB5 (0-2')**	EPA 5035A/5030B	627604	EPA 8260D	627633
92544467010	**AB5 (2-4')**	EPA 5035A/5030B	627604	EPA 8260D	627633
92544467011	**AA5 (18-20')**	EPA 5035A/5030B	627604	EPA 8260D	627633
92544467001	**AA4 (0-2')**	SW-846	627341		
92544467002	**AA4 (10-12')**	SW-846	627341		
92544467003	**AB3 (0-2')**	SW-846	627341		
92544467004	**AB3 (22-24')**	SW-846	627341		
92544467005	**AB4 (0-2')**	SW-846	627341		
92544467006	**AB4 (14-16')**	SW-846	627341		
92544467007	**AA5 (0-2')**	SW-846	627341		
92544467008	**AA5 (6-8')**	SW-846	627341		
92544467009	**AB5 (0-2')**	SW-846	627341		
92544467010	**AB5 (2-4')**	SW-846	627341		
92544467011	**AA5 (18-20')**	SW-846	627341		

This report shall not be reproduced, except in full,
without the written consent of Pace Analytical Services, LLC.

Pace Analytical

CHAIN-OF-CUSTODY Analytical Request Document

Chain-of-Custody is a LEGAL DOCUMENT - Complete all relevent fields

LAB USE ONLY- Affix Workorder/Login Label Here or List Pace Workorder Number or MTJL Log-in Number Here

WO# : 92544467

92544467

Company: Apex Companies

Address: 5900 Northwoods Bus. Pkwy Ste. C

Report To: Andrew Street

Copy To:

Customer Project Name/Number: CPC Huntersville Site

Phone:
Email:

Collected By (print): Nia Watson

Collected By (signature): [signature]

Sample Disposal:
[✓] Dispose as appropriate [ ] Return
[ ] Archive: _____
[ ] Hold: _____

Billing Information:

Email To: andrew.street@apexcos.com

Site Collection Info/Address:

State: NC / County/City: Huntersville

Time Zone Collected: [ ] PT [ ] MT [ ] CT [ ] ET

Site/Facility ID #:

Purchase Order #:
Quote #: 2020-L1-2248

Turnaround Date Required: Normal TAT

Rush: [ ] Same Day [ ] Next Day [ ] 2 Day [ ] 3 Day [ ] 4 Day [ ] 5 Day (Expedite Charges Apply)

Compliance Monitoring? [ ] Yes [✓] No

DW PWS ID #:
DW Location Code:

Immediately Packed on Ice: [✓] Yes [ ] No

Field Filtered (if applicable): [ ] Yes [✓] No

Analysis: _____

Container Pre[illegible]: 6 | 6

** Preservative Types: (1) nitr[illegible] (6) methanol, (7) sodium bisulfate, (8) sodium thios[illegible] (C) ammonium hydroxide, (D) TSP, (U) Unpreserved, (O) Other _____

Analyses

Lab Profile/Line:

Lab Sample Receipt Checklist:

Custody Seals Present/Intact	Y N NA
Custody Signatures Present	Y N NA
Collector Signature Present	Y N NA
Bottles Intact	Y N NA
Correct Bottles	Y N NA
Sufficient Volume	Y N NA
Samples Received on Ice	Y N NA
VOA - Headspace Acceptable	Y N NA
USDA Regulated Soils	Y N NA
Samples in Holding Time	Y N NA
Residual Chlorine Present	Y N NA
Cl Strips: _____	
Sample pH Acceptable	Y N NA
pH Strips: _____	
Sulfide Present	Y N NA
Lead Acetate Strips: _____	

LAB USE ONLY:
Lab Sample # / Comments: 92544467

* Matrix Codes (Insert in Matrix box below): Drinking Water (DW), Ground Water (GW), Wastewater (WW), Product (P), Soil/Solid (SL), Oil (OL), Wipe (WP), Air (AR), Tissue (TS), Bioassay (B), Vapor (V), Other (OT)

Customer Sample ID	Matrix *	Comp / Grab	Collected (or Composite Start) Date	Collected (or Composite Start) Time	Composite End Date	Composite End Time	Res Cl	# of Ctns	VOCs by 8260D	MADEP VPH	Lab Sample # / Comments
AA4 (0-2')	SL	G	6/15/21	0910	—	—		3	x	x	001
AA4 (10-12')	SL	G		0915	—	—		3	x	x	002
AB3 (0-2')	SL	G		1000	—	—		3	x	x	003
AB3 (22-24')	SL	G		1005	—	—		3	x	x	004
AB4 (0-2')	SL	G		1115	—	—		3	x	x	005
AB4 (14-16')	SL	G		1110	—	—		3	x	x	006
AA5 (0-2')	SL	G		1410	—	—		3	x	x	007
AA5 (6-8')	SL	G		1415	—	—		3	x	x	008
AB5 (0-2')	SL	G		1545	—	—		3	x	x	009
AB5 (2-4')	SL	G		1540	—	—		3	x	x	010

Customer Remarks / Special Conditions / Possible Hazards:

Type of Ice Used: Wet Blue Dry None

Packing Material Used: foam + bubble wrap

Radchem sample(s) screened (<500 cpm): Y N NA

SHORT HOLDS PRESENT (<72 hours): Y N N/A

Lab Tracking #: 2615443

Samples received via: FEDEX UPS Client Courier Pace Courier

Lab Sample Temperature Info:
Temp Blank Received: Y N NA
Therm ID#: 9AT064
Cooler 1 Temp Upon Receipt: 5.3 oC
Cooler 1 Therm Corr. Factor: -0.1 oC
Cooler 1 Corrected Temp: 5.2 oC
Comments:

Relinquished by/Company: (Signature)	Date/Time:	Received by/Company: (Signature)	Date/Time:
[signature]	6/15/21 1625	[signature]	6/15/21 1625
[signature]	6/15/21 1702	MDG Pace HVL	6-15-21 17:02

MTJL LAB USE ONLY
Table #:
Acctnum:
Template:
Prelogin:
PM:
PB:

Trip Blank Received: Y N NA
HCL MeOH TSP Other

Non Conformance(s): YES / NO

Page: 1 of: 2

CHAIN-OF-CUSTODY Analytical Request Document

Pace Analytical

Chain-of-Custody is a LEGAL DOCUMENT - Complete all relevent fields

LAB USE ONLY- Affix Workorder/Login Label Here or List Pace Workorder Number or MTJL Log-in Number Here

ALL SHADED AREAS are for LAB USE ONLY

Company: Apex Companies

Billing Information:

Address: 5900 Northwoods Bus. Pkwy Ste. O

Report To: Andrew Street — Email To: andrew.street@apexcos.com

Copy To:

Site Collection Info/Address:

Customer Project Name/Number: CPC Huntersville Site

State: NC / County/City: Huntersville — Time Zone Collected: [ ] PT [ ] MT [ ] CT [ ] ET

Phone:

Email:

Site/Facility ID #:

Compliance Monitoring? [ ] Yes [✓] No

Collected By (print): Nia Watson

Purchase Order #: Quote #: 2020-L1-2248

DW PWS ID #: DW Location Code:

Collected By (signature):

Turnaround Date Required: Normal TAT

Immediately Packed on Ice: [✓] Yes [ ] No

Sample Disposal: [✓] Dispose as appropriate [ ] Return [ ] Archive: _____ [ ] Hold: _____

Rush: [ ] Same Day [ ] Next Day [ ] 2 Day [ ] 3 Day [ ] 4 Day [ ] 5 Day (Expedite Charges Apply)

Field Filtered (if applicable): [ ] Yes [✓] No

Analysis: _____

Container Preservative Type **: 6 | 6

** Preservative Types: (1) nitric acid, (2) sulfuric acid, (3) hydrochloric acid, (4) sodium hydroxide, (5) zinc acetate, (6) methanol, (7) sodium bisulfate, (8) sodium thiosulfate, (9) hexane, (A) ascorbic acid, (B) ammonium sulfate, (C) ammonium hydroxide, (D) TSP, (U) Unpreserved, (O) Other _____

Lab Project Manager:

Lab Profile/Line:

Lab Sample Receipt Checklist:

Custody Seals Present/Intact	Y	N	NA
Custody Signatures Present	Y	N	NA
Collector Signature Present	Y	N	NA
Bottles Intact	Y	N	NA
Correct Bottles	Y	N	NA
Sufficient Volume	Y	N	NA
Samples Received on Ice	Y	N	NA
VOA - Headspace Acceptable	Y	N	NA
USDA Regulated Soils	Y	N	NA
Samples in Holding Time	Y	N	NA
Residual Chlorine Present	Y	N	NA
Cl Strips: _____			
Sample pH Acceptable	Y	N	NA
pH Strips: _____			
Sulfide Present	Y	N	NA
Lead Acetate Strips: _____			

LAB USE ONLY: Lab Sample # / Comments:

* Matrix Codes (Insert in Matrix box below): Drinking Water (DW), Ground Water (GW), Wastewater (WW), Product (P), Soil/Solid (SL), Oil (OL), Wipe (WP), Air (AR), Tissue (TS), Bioassay (B), Vapor (V), Other (OT)

Customer Sample ID	Matrix *	Comp / Grab	Collected (or Composite Start) Date	Collected (or Composite Start) Time	Composite End Date	Composite End Time	Res Cl	# of Ctns	VOCs by 8260B	MADEP VPH	Analyses	Lab Sample # / Comments
AAS (18-20')	SL	G	6/15/21	1425	—	—		3	x	x		011

Customer Remarks / Special Conditions / Possible Hazards:

Type of Ice Used: (Wet) Blue Dry None

Packing Material Used: foam + Bubble wrap

Radchem sample(s) screened (<500 cpm): Y N (NA)

SHORT HOLDS PRESENT (<72 hours): Y (N) N/A

Lab Tracking #: 2615444

Samples received via: FEDEX UPS (Client) Courier Pace Courier

Lab Sample Temperature Info:

Temp Blank Received: Y N (NA)

Therm ID#: 97004

Cooler 1 Temp Upon Receipt: 5.3 oC

Cooler 1 Therm Corr. Factor: -0.1 oC

Cooler 1 Corrected Temp: 5.2 oC

Comments:

	Date/Time		Date/Time
Relinquished by/Company: (Signature)	6/15/21 1625	Received by/Company: (Signature)	6/15/21 1625
Relinquished by/Company: (Signature)	6/15/21 1702	Received by/Company: (Signature) MDaPorHLV	6/15/21 1702
Relinquished by/Company: (Signature)	Date/Time:	Received by/Company: (Signature)	Date/Time:

MTJL LAB USE ONLY

Table #:

Acctnum:

Template:

Prelogin:

PM:

PB:

Trip Blank Received: Y N (NA)

HCL MeOH TSP Other

Non Conformance(s): YES / (NO)

Page: 2 of: 2

Pace Analytical Services, LLC
9800 Kincey Ave. Suite 100
Huntersville, NC 28078
(704)875-9092

June 22, 2021

Andrew Street
Apex Companies - NC
5900 Northwoods Business Pkwy
Suite 5900-0
Charlotte, NC 28269

RE: Project: CPC Huntersville/2020-L1-2448
Pace Project No.: 92544816

Dear Andrew Street:

Enclosed are the analytical results for sample(s) received by the laboratory on June 16, 2021. The results relate only to the samples included in this report. Results reported herein conform to the applicable TNI/NELAC Standards and the laboratory's Quality Manual, where applicable, unless otherwise noted in the body of the report.

The test results provided in this final report were generated by each of the following laboratories within the Pace Network:

- Pace Analytical Services - Charlotte

If you have any questions concerning this report, please feel free to contact me.

Sincerely,

Angela M. Baioni

Angela Baioni
angela.baioni@pacelabs.com
(704)875-9092
Project Manager

Enclosures

cc: J Culbreath, Colonial Pipeline Company
Naomi Fretz, APEX Companies, LLC
Robert Hughes, Colonial Pipeline
Cameron Lee, Montrose-EPS
Jamie Moran, APEX Companies, LLC
Jeff Morrison, Colonial Pipeline Company
Tom Naumann, APEX Companies - NC
Joe Nicolette, Montrose-EPS
Christopher Schultz, Apex Companies
Matt Teixeira, Apex Companies, LLC
Michael Verdon, Colonial Pipeline Company
JM Wyatt, Colonial Pipeline Company

REPORT OF LABORATORY ANALYSIS

This report shall not be reproduced, except in full,
without the written consent of Pace Analytical Services, LLC.

Pace Analytical Services, LLC
9800 Kincey Ave. Suite 100
Huntersville, NC 28078
(704)875-9092

CERTIFICATIONS

Project: CPC Huntersville/2020-L1-2448
Pace Project No.: 92544816

Pace Analytical Services Charlotte
9800 Kincey Ave. Ste 100, Huntersville, NC 28078
Louisiana/NELAP Certification # LA170028
North Carolina Drinking Water Certification #: 37706
North Carolina Field Services Certification #: 5342
North Carolina Wastewater Certification #: 12
South Carolina Certification #: 99006001
Florida/NELAP Certification #: E87627
Kentucky UST Certification #: 84
Virginia/VELAP Certification #: 460221

REPORT OF LABORATORY ANALYSIS

This report shall not be reproduced, except in full,
without the written consent of Pace Analytical Services, LLC.

Pace Analytical Services, LLC
9800 Kincey Ave. Suite 100
Huntersville, NC 28078
(704)875-9092

SAMPLE SUMMARY

Project: CPC Huntersville/2020-L1-2448
Pace Project No.: 92544816

Lab ID	Sample ID	Matrix	Date Collected	Date Received
92544816001	**AA8 12-14**	Solid	06/16/21 16:10	06/16/21 17:01

REPORT OF LABORATORY ANALYSIS

This report shall not be reproduced, except in full,
without the written consent of Pace Analytical Services, LLC.

Pace Analytical Services, LLC
9800 Kincey Ave. Suite 100
Huntersville, NC 28078
(704)875-9092

SAMPLE ANALYTE COUNT

Project: CPC Huntersville/2020-L1-2448
Pace Project No.: 92544816

Lab ID	Sample ID	Method	Analysts	Analytes Reported	Laboratory
92544816001	**AA8 12-14**	MADEP VPH	MAD	7	PASI-C
		EPA 8260D	CL	70	PASI-C
		SW-846	KDF	1	PASI-C

PASI-C = Pace Analytical Services - Charlotte

REPORT OF LABORATORY ANALYSIS

This report shall not be reproduced, except in full,
without the written consent of Pace Analytical Services, LLC.

Pace Analytical Services, LLC
9800 Kincey Ave. Suite 100
Huntersville, NC 28078
(704)875-9092

ANALYTICAL RESULTS

Project: CPC Huntersville/2020-L1-2448
Pace Project No.: 92544816

Sample: AA8 12-14 **Lab ID: 92544816001** Collected: 06/16/21 16:10 Received: 06/16/21 17:01 Matrix: Solid

Results reported on a "dry weight" basis and are adjusted for percent moisture, sample size and any dilutions.

Parameters	Results	Units	Report Limit	MDL	DF	Prepared	Analyzed	CAS No.	Qual
VPH NC Soil	Analytical Method: MADEP VPH Preparation Method: MADEP VPH Pace Analytical Services - Charlotte								
Total VPH (C5-C12)	**146**	mg/kg	3.4	3.4	1	06/17/21 14:02	06/18/21 07:39		N2
Aliphatic (C05-C08)	**42.4**	mg/kg	3.4	3.4	1	06/17/21 14:02	06/18/21 07:39		N2
Aliphatic (C09-C12)	**103**	mg/kg	3.4	3.4	1	06/17/21 14:02	06/18/21 07:39		N2
Aliphatic(C09-C12) Adjusted	**63.3**	mg/kg	3.4	3.4	1	06/17/21 14:02	06/18/21 07:39		N2
Aromatic (C09-C10)	**40.0**	mg/kg	3.4	3.4	1	06/17/21 14:02	06/18/21 07:39		N2
Surrogates									
4-Bromofluorobenzene (FID) (S)	133	%	70-130		1	06/17/21 14:02	06/18/21 07:39	460-00-4	S5
4-Bromofluorobenzene (PID) (S)	105	%	70-130		1	06/17/21 14:02	06/18/21 07:39	460-00-4	
8260D/5035A/5030B Volatiles	Analytical Method: EPA 8260D Preparation Method: EPA 5035A/5030B Pace Analytical Services - Charlotte								
Acetone	**62.9J**	ug/kg	135	43.3	1	06/17/21 18:19	06/18/21 11:19	67-64-1	
Benzene	**322**	ug/kg	6.7	2.7	1	06/17/21 18:19	06/18/21 11:19	71-43-2	
Bromobenzene	ND	ug/kg	6.7	2.2	1	06/17/21 18:19	06/18/21 11:19	108-86-1	
Bromochloromethane	ND	ug/kg	6.7	2.0	1	06/17/21 18:19	06/18/21 11:19	74-97-5	
Bromodichloromethane	ND	ug/kg	6.7	2.6	1	06/17/21 18:19	06/18/21 11:19	75-27-4	
Bromoform	ND	ug/kg	6.7	2.4	1	06/17/21 18:19	06/18/21 11:19	75-25-2	
Bromomethane	ND	ug/kg	13.5	10.6	1	06/17/21 18:19	06/18/21 11:19	74-83-9	IK,L1,v1
2-Butanone (MEK)	ND	ug/kg	135	32.3	1	06/17/21 18:19	06/18/21 11:19	78-93-3	
n-Butylbenzene	**151**	ug/kg	6.7	3.2	1	06/17/21 18:19	06/18/21 11:19	104-51-8	
sec-Butylbenzene	ND	ug/kg	6.7	3.0	1	06/17/21 18:19	06/18/21 11:19	135-98-8	
tert-Butylbenzene	ND	ug/kg	6.7	2.4	1	06/17/21 18:19	06/18/21 11:19	98-06-6	v2
Carbon tetrachloride	ND	ug/kg	6.7	2.5	1	06/17/21 18:19	06/18/21 11:19	56-23-5	
Chlorobenzene	ND	ug/kg	6.7	1.3	1	06/17/21 18:19	06/18/21 11:19	108-90-7	
Chloroethane	ND	ug/kg	13.5	5.2	1	06/17/21 18:19	06/18/21 11:19	75-00-3	
Chloroform	ND	ug/kg	6.7	4.1	1	06/17/21 18:19	06/18/21 11:19	67-66-3	
Chloromethane	ND	ug/kg	13.5	5.7	1	06/17/21 18:19	06/18/21 11:19	74-87-3	
2-Chlorotoluene	ND	ug/kg	6.7	2.4	1	06/17/21 18:19	06/18/21 11:19	95-49-8	
4-Chlorotoluene	ND	ug/kg	6.7	1.2	1	06/17/21 18:19	06/18/21 11:19	106-43-4	
1,2-Dibromo-3-chloropropane	ND	ug/kg	6.7	2.6	1	06/17/21 18:19	06/18/21 11:19	96-12-8	
Dibromochloromethane	ND	ug/kg	6.7	3.8	1	06/17/21 18:19	06/18/21 11:19	124-48-1	
1,2-Dibromoethane (EDB)	ND	ug/kg	6.7	3.0	1	06/17/21 18:19	06/18/21 11:19	106-93-4	
Dibromomethane	ND	ug/kg	6.7	1.4	1	06/17/21 18:19	06/18/21 11:19	74-95-3	
1,2-Dichlorobenzene	ND	ug/kg	6.7	2.4	1	06/17/21 18:19	06/18/21 11:19	95-50-1	
1,3-Dichlorobenzene	ND	ug/kg	6.7	2.1	1	06/17/21 18:19	06/18/21 11:19	541-73-1	
1,4-Dichlorobenzene	ND	ug/kg	6.7	1.8	1	06/17/21 18:19	06/18/21 11:19	106-46-7	
Dichlorodifluoromethane	ND	ug/kg	13.5	2.9	1	06/17/21 18:19	06/18/21 11:19	75-71-8	
1,1-Dichloroethane	ND	ug/kg	6.7	2.8	1	06/17/21 18:19	06/18/21 11:19	75-34-3	
1,2-Dichloroethane	ND	ug/kg	6.7	4.5	1	06/17/21 18:19	06/18/21 11:19	107-06-2	
1,1-Dichloroethene	ND	ug/kg	6.7	2.8	1	06/17/21 18:19	06/18/21 11:19	75-35-4	
cis-1,2-Dichloroethene	ND	ug/kg	6.7	2.3	1	06/17/21 18:19	06/18/21 11:19	156-59-2	
trans-1,2-Dichloroethene	ND	ug/kg	6.7	2.4	1	06/17/21 18:19	06/18/21 11:19	156-60-5	
1,2-Dichloropropane	ND	ug/kg	6.7	2.0	1	06/17/21 18:19	06/18/21 11:19	78-87-5	
1,3-Dichloropropane	ND	ug/kg	6.7	2.1	1	06/17/21 18:19	06/18/21 11:19	142-28-9	

REPORT OF LABORATORY ANALYSIS

This report shall not be reproduced, except in full,
without the written consent of Pace Analytical Services, LLC.

Pace Analytical Services, LLC
9800 Kincey Ave. Suite 100
Huntersville, NC 28078
(704)875-9092

ANALYTICAL RESULTS

Project: CPC Huntersville/2020-L1-2448
Pace Project No.: 92544816

Sample: AA8 12-14 **Lab ID: 92544816001** Collected: 06/16/21 16:10 Received: 06/16/21 17:01 Matrix: Solid

Results reported on a "dry weight" basis and are adjusted for percent moisture, sample size and any dilutions.

Parameters	Results	Units	Report Limit	MDL	DF	Prepared	Analyzed	CAS No.	Qual
8260D/5035A/5030B Volatiles	Analytical Method: EPA 8260D Preparation Method: EPA 5035A/5030B Pace Analytical Services - Charlotte								
2,2-Dichloropropane	ND	ug/kg	6.7	2.2	1	06/17/21 18:19	06/18/21 11:19	594-20-7	
1,1-Dichloropropene	ND	ug/kg	6.7	3.2	1	06/17/21 18:19	06/18/21 11:19	563-58-6	
cis-1,3-Dichloropropene	ND	ug/kg	6.7	1.8	1	06/17/21 18:19	06/18/21 11:19	10061-01-5	
trans-1,3-Dichloropropene	ND	ug/kg	6.7	2.3	1	06/17/21 18:19	06/18/21 11:19	10061-02-6	
Diisopropyl ether	**20.3**	ug/kg	6.7	1.8	1	06/17/21 18:19	06/18/21 11:19	108-20-3	
Ethylbenzene	**288**	ug/kg	6.7	3.1	1	06/17/21 18:19	06/18/21 11:19	100-41-4	
Hexachloro-1,3-butadiene	ND	ug/kg	13.5	11.0	1	06/17/21 18:19	06/18/21 11:19	87-68-3	
2-Hexanone	ND	ug/kg	67.4	6.5	1	06/17/21 18:19	06/18/21 11:19	591-78-6	
Isopropylbenzene (Cumene)	**43.5**	ug/kg	6.7	2.3	1	06/17/21 18:19	06/18/21 11:19	98-82-8	
p-Isopropyltoluene	**106**	ug/kg	6.7	3.3	1	06/17/21 18:19	06/18/21 11:19	99-87-6	
Methylene Chloride	**82.0**	ug/kg	27.0	18.5	1	06/17/21 18:19	06/18/21 11:19	75-09-2	C9
4-Methyl-2-pentanone (MIBK)	ND	ug/kg	67.4	6.5	1	06/17/21 18:19	06/18/21 11:19	108-10-1	
Methyl-tert-butyl ether	ND	ug/kg	6.7	2.5	1	06/17/21 18:19	06/18/21 11:19	1634-04-4	
Naphthalene	**305**	ug/kg	6.7	3.5	1	06/17/21 18:19	06/18/21 11:19	91-20-3	
n-Propylbenzene	**177**	ug/kg	6.7	2.4	1	06/17/21 18:19	06/18/21 11:19	103-65-1	
Styrene	ND	ug/kg	6.7	1.8	1	06/17/21 18:19	06/18/21 11:19	100-42-5	
1,1,1,2-Tetrachloroethane	ND	ug/kg	6.7	2.6	1	06/17/21 18:19	06/18/21 11:19	630-20-6	
1,1,2,2-Tetrachloroethane	ND	ug/kg	6.7	1.8	1	06/17/21 18:19	06/18/21 11:19	79-34-5	
Tetrachloroethene	ND	ug/kg	6.7	2.1	1	06/17/21 18:19	06/18/21 11:19	127-18-4	
Toluene	**1650**	ug/kg	6.7	1.9	1	06/17/21 18:19	06/18/21 11:19	108-88-3	
1,2,3-Trichlorobenzene	ND	ug/kg	6.7	5.4	1	06/17/21 18:19	06/18/21 11:19	87-61-6	
1,2,4-Trichlorobenzene	ND	ug/kg	6.7	5.7	1	06/17/21 18:19	06/18/21 11:19	120-82-1	
1,1,1-Trichloroethane	ND	ug/kg	6.7	3.5	1	06/17/21 18:19	06/18/21 11:19	71-55-6	
1,1,2-Trichloroethane	ND	ug/kg	6.7	2.2	1	06/17/21 18:19	06/18/21 11:19	79-00-5	
Trichloroethene	ND	ug/kg	6.7	1.7	1	06/17/21 18:19	06/18/21 11:19	79-01-6	
Trichlorofluoromethane	ND	ug/kg	6.7	3.7	1	06/17/21 18:19	06/18/21 11:19	75-69-4	
1,2,3-Trichloropropane	ND	ug/kg	6.7	3.4	1	06/17/21 18:19	06/18/21 11:19	96-18-4	
1,2,4-Trimethylbenzene	**2080**	ug/kg	6.7	1.8	1	06/17/21 18:19	06/18/21 11:19	95-63-6	
1,3,5-Trimethylbenzene	**505**	ug/kg	6.7	2.3	1	06/17/21 18:19	06/18/21 11:19	108-67-8	
Vinyl acetate	ND	ug/kg	67.4	4.9	1	06/17/21 18:19	06/18/21 11:19	108-05-4	
Vinyl chloride	ND	ug/kg	13.5	3.4	1	06/17/21 18:19	06/18/21 11:19	75-01-4	
Xylene (Total)	**2170**	ug/kg	13.5	3.8	1	06/17/21 18:19	06/18/21 11:19	1330-20-7	
m&p-Xylene	**1430**	ug/kg	13.5	4.6	1	06/17/21 18:19	06/18/21 11:19	179601-23-1	
o-Xylene	**742**	ug/kg	6.7	3.0	1	06/17/21 18:19	06/18/21 11:19	95-47-6	
Surrogates									
Toluene-d8 (S)	102	%	70-130		1	06/17/21 18:19	06/18/21 11:19	2037-26-5	
4-Bromofluorobenzene (S)	99	%	69-134		1	06/17/21 18:19	06/18/21 11:19	460-00-4	
1,2-Dichloroethane-d4 (S)	100	%	70-130		1	06/17/21 18:19	06/18/21 11:19	17060-07-0	
Percent Moisture	Analytical Method: SW-846 Pace Analytical Services - Charlotte								
Percent Moisture	**18.6**	%	0.10	0.10	1		06/17/21 17:11		N2

REPORT OF LABORATORY ANALYSIS

This report shall not be reproduced, except in full,
without the written consent of Pace Analytical Services, LLC.

Pace Analytical Services, LLC
9800 Kincey Ave. Suite 100
Huntersville, NC 28078
(704)875-9092

QUALITY CONTROL DATA

Project: CPC Huntersville/2020-L1-2448
Pace Project No.: 92544816

QC Batch: 627905
QC Batch Method: MADEP VPH
Analysis Method: MADEP VPH
Analysis Description: VPH NC Soil
Laboratory: Pace Analytical Services - Charlotte

Associated Lab Samples: 92544816001

METHOD BLANK: 3300826 Matrix: Solid
Associated Lab Samples: 92544816001

Parameter	Units	Blank Result	Reporting Limit	MDL	Analyzed	Qualifiers
Aliphatic (C05-C08)	mg/kg	ND	2.5	2.5	06/17/21 16:27	N2
Aliphatic (C09-C12)	mg/kg	ND	2.5	2.5	06/17/21 16:27	N2
Aromatic (C09-C10)	mg/kg	ND	2.5	2.5	06/17/21 16:27	N2
4-Bromofluorobenzene (FID) (S)	%	109	70-130		06/17/21 16:27	
4-Bromofluorobenzene (PID) (S)	%	107	70-130		06/17/21 16:27	

LABORATORY CONTROL SAMPLE & LCSD: 3300827 3300828

Parameter	Units	Spike Conc.	LCS Result	LCSD Result	LCS % Rec	LCSD % Rec	% Rec Limits	RPD	Max RPD	Qualifiers
Aliphatic (C05-C08)	mg/kg	15.1	13.1	12.4	87	83	70-130	5	25	N2
Aliphatic (C09-C12)	mg/kg	15.1	17.7	17.5	117	116	70-130	1	25	N2
Aromatic (C09-C10)	mg/kg	5	5.7	5.5	113	110	70-130	3	25	N2
4-Bromofluorobenzene (FID) (S)	%				106	108	70-130			
4-Bromofluorobenzene (PID) (S)	%				100	103	70-130			

Results presented on this page are in the units indicated by the "Units" column except where an alternate unit is presented to the right of the result.

REPORT OF LABORATORY ANALYSIS

This report shall not be reproduced, except in full,
without the written consent of Pace Analytical Services, LLC.

Pace Analytical Services, LLC
9800 Kincey Ave. Suite 100
Huntersville, NC 28078
(704)875-9092

QUALITY CONTROL DATA

Project: CPC Huntersville/2020-L1-2448
Pace Project No.: 92544816

QC Batch: 628013
QC Batch Method: EPA 5035A/5030B
Analysis Method: EPA 8260D
Analysis Description: 8260D 5035A 5030B
Laboratory: Pace Analytical Services - Charlotte

Associated Lab Samples: 92544816001

METHOD BLANK: 3301644 Matrix: Solid
Associated Lab Samples: 92544816001

Parameter	Units	Blank Result	Reporting Limit	MDL	Analyzed	Qualifiers
1,1,1,2-Tetrachloroethane	ug/kg	ND	5.0	1.9	06/18/21 03:42	
1,1,1-Trichloroethane	ug/kg	ND	5.0	2.6	06/18/21 03:42	
1,1,2,2-Tetrachloroethane	ug/kg	ND	5.0	1.3	06/18/21 03:42	
1,1,2-Trichloroethane	ug/kg	ND	5.0	1.7	06/18/21 03:42	
1,1-Dichloroethane	ug/kg	ND	5.0	2.1	06/18/21 03:42	
1,1-Dichloroethene	ug/kg	ND	5.0	2.1	06/18/21 03:42	
1,1-Dichloropropene	ug/kg	ND	5.0	2.4	06/18/21 03:42	
1,2,3-Trichlorobenzene	ug/kg	ND	5.0	4.0	06/18/21 03:42	
1,2,3-Trichloropropane	ug/kg	ND	5.0	2.5	06/18/21 03:42	
1,2,4-Trichlorobenzene	ug/kg	ND	5.0	4.2	06/18/21 03:42	
1,2,4-Trimethylbenzene	ug/kg	ND	5.0	1.4	06/18/21 03:42	
1,2-Dibromo-3-chloropropane	ug/kg	ND	5.0	1.9	06/18/21 03:42	
1,2-Dibromoethane (EDB)	ug/kg	ND	5.0	2.2	06/18/21 03:42	
1,2-Dichlorobenzene	ug/kg	ND	5.0	1.8	06/18/21 03:42	
1,2-Dichloroethane	ug/kg	ND	5.0	3.3	06/18/21 03:42	
1,2-Dichloropropane	ug/kg	ND	5.0	1.5	06/18/21 03:42	
1,3,5-Trimethylbenzene	ug/kg	ND	5.0	1.7	06/18/21 03:42	
1,3-Dichlorobenzene	ug/kg	ND	5.0	1.6	06/18/21 03:42	
1,3-Dichloropropane	ug/kg	ND	5.0	1.6	06/18/21 03:42	
1,4-Dichlorobenzene	ug/kg	ND	5.0	1.3	06/18/21 03:42	
2,2-Dichloropropane	ug/kg	ND	5.0	1.6	06/18/21 03:42	
2-Butanone (MEK)	ug/kg	ND	100	24.0	06/18/21 03:42	
2-Chlorotoluene	ug/kg	ND	5.0	1.8	06/18/21 03:42	
2-Hexanone	ug/kg	ND	50.0	4.8	06/18/21 03:42	
4-Chlorotoluene	ug/kg	ND	5.0	0.88	06/18/21 03:42	
4-Methyl-2-pentanone (MIBK)	ug/kg	ND	50.0	4.8	06/18/21 03:42	
Acetone	ug/kg	ND	100	32.1	06/18/21 03:42	
Benzene	ug/kg	ND	5.0	2.0	06/18/21 03:42	
Bromobenzene	ug/kg	ND	5.0	1.6	06/18/21 03:42	
Bromochloromethane	ug/kg	ND	5.0	1.5	06/18/21 03:42	
Bromodichloromethane	ug/kg	ND	5.0	1.9	06/18/21 03:42	
Bromoform	ug/kg	ND	5.0	1.8	06/18/21 03:42	
Bromomethane	ug/kg	ND	10.0	7.9	06/18/21 03:42	IK,v1
Carbon tetrachloride	ug/kg	ND	5.0	1.9	06/18/21 03:42	
Chlorobenzene	ug/kg	ND	5.0	0.96	06/18/21 03:42	
Chloroethane	ug/kg	ND	10.0	3.9	06/18/21 03:42	
Chloroform	ug/kg	ND	5.0	3.0	06/18/21 03:42	
Chloromethane	ug/kg	ND	10.0	4.2	06/18/21 03:42	
cis-1,2-Dichloroethene	ug/kg	ND	5.0	1.7	06/18/21 03:42	
cis-1,3-Dichloropropene	ug/kg	ND	5.0	1.4	06/18/21 03:42	

Results presented on this page are in the units indicated by the "Units" column except where an alternate unit is presented to the right of the result.

REPORT OF LABORATORY ANALYSIS

This report shall not be reproduced, except in full,
without the written consent of Pace Analytical Services, LLC.

Pace Analytical Services, LLC
9800 Kincey Ave. Suite 100
Huntersville, NC 28078
(704)875-9092

QUALITY CONTROL DATA

Project: CPC Huntersville/2020-L1-2448
Pace Project No.: 92544816

METHOD BLANK: 3301644 Matrix: Solid
Associated Lab Samples: 92544816001

Parameter	Units	Blank Result	Reporting Limit	MDL	Analyzed	Qualifiers
Dibromochloromethane	ug/kg	ND	5.0	2.8	06/18/21 03:42	
Dibromomethane	ug/kg	ND	5.0	1.1	06/18/21 03:42	
Dichlorodifluoromethane	ug/kg	ND	10.0	2.2	06/18/21 03:42	
Diisopropyl ether	ug/kg	ND	5.0	1.4	06/18/21 03:42	
Ethylbenzene	ug/kg	ND	5.0	2.3	06/18/21 03:42	
Hexachloro-1,3-butadiene	ug/kg	ND	10.0	8.2	06/18/21 03:42	
Isopropylbenzene (Cumene)	ug/kg	ND	5.0	1.7	06/18/21 03:42	
m&p-Xylene	ug/kg	ND	10.0	3.4	06/18/21 03:42	
Methyl-tert-butyl ether	ug/kg	ND	5.0	1.9	06/18/21 03:42	
Methylene Chloride	ug/kg	ND	20.0	13.7	06/18/21 03:42	
n-Butylbenzene	ug/kg	ND	5.0	2.4	06/18/21 03:42	
n-Propylbenzene	ug/kg	ND	5.0	1.8	06/18/21 03:42	
Naphthalene	ug/kg	ND	5.0	2.6	06/18/21 03:42	
o-Xylene	ug/kg	ND	5.0	2.2	06/18/21 03:42	
p-Isopropyltoluene	ug/kg	ND	5.0	2.5	06/18/21 03:42	
sec-Butylbenzene	ug/kg	ND	5.0	2.2	06/18/21 03:42	
Styrene	ug/kg	ND	5.0	1.3	06/18/21 03:42	
tert-Butylbenzene	ug/kg	ND	5.0	1.8	06/18/21 03:42	v2
Tetrachloroethene	ug/kg	ND	5.0	1.6	06/18/21 03:42	
Toluene	ug/kg	ND	5.0	1.4	06/18/21 03:42	
trans-1,2-Dichloroethene	ug/kg	ND	5.0	1.8	06/18/21 03:42	
trans-1,3-Dichloropropene	ug/kg	ND	5.0	1.7	06/18/21 03:42	
Trichloroethene	ug/kg	ND	5.0	1.3	06/18/21 03:42	
Trichlorofluoromethane	ug/kg	ND	5.0	2.8	06/18/21 03:42	
Vinyl acetate	ug/kg	ND	50.0	3.6	06/18/21 03:42	
Vinyl chloride	ug/kg	ND	10.0	2.5	06/18/21 03:42	
Xylene (Total)	ug/kg	ND	10.0	2.8	06/18/21 03:42	
1,2-Dichloroethane-d4 (S)	%	105	70-130		06/18/21 03:42	
4-Bromofluorobenzene (S)	%	94	69-134		06/18/21 03:42	
Toluene-d8 (S)	%	101	70-130		06/18/21 03:42	

LABORATORY CONTROL SAMPLE: 3301645

Parameter	Units	Spike Conc.	LCS Result	LCS % Rec	% Rec Limits	Qualifiers
1,1,1,2-Tetrachloroethane	ug/kg	1250	1210	97	70-130	
1,1,1-Trichloroethane	ug/kg	1250	1130	90	70-130	
1,1,2,2-Tetrachloroethane	ug/kg	1250	1200	96	70-130	
1,1,2-Trichloroethane	ug/kg	1250	1190	95	70-130	
1,1-Dichloroethane	ug/kg	1250	1370	109	70-130	
1,1-Dichloroethene	ug/kg	1250	1380	110	70-130	
1,1-Dichloropropene	ug/kg	1250	1280	102	70-130	
1,2,3-Trichlorobenzene	ug/kg	1250	1140	91	65-130	
1,2,3-Trichloropropane	ug/kg	1250	1210	97	70-130	
1,2,4-Trichlorobenzene	ug/kg	1250	1150	92	68-130	

Results presented on this page are in the units indicated by the "Units" column except where an alternate unit is presented to the right of the result.

REPORT OF LABORATORY ANALYSIS

This report shall not be reproduced, except in full,
without the written consent of Pace Analytical Services, LLC.

Pace Analytical Services, LLC
9800 Kincey Ave. Suite 100
Huntersville, NC 28078
(704)875-9092

QUALITY CONTROL DATA

Project: CPC Huntersville/2020-L1-2448
Pace Project No.: 92544816

LABORATORY CONTROL SAMPLE: 3301645

Parameter	Units	Spike Conc.	LCS Result	LCS % Rec	% Rec Limits	Qualifiers
1,2,4-Trimethylbenzene	ug/kg	1250	1270	101	70-130	
1,2-Dibromo-3-chloropropane	ug/kg	1250	1110	89	70-130	
1,2-Dibromoethane (EDB)	ug/kg	1250	1290	103	70-130	
1,2-Dichlorobenzene	ug/kg	1250	1230	99	70-130	
1,2-Dichloroethane	ug/kg	1250	1260	100	63-130	
1,2-Dichloropropane	ug/kg	1250	1340	107	70-130	
1,3,5-Trimethylbenzene	ug/kg	1250	1150	92	70-130	
1,3-Dichlorobenzene	ug/kg	1250	1250	100	70-130	
1,3-Dichloropropane	ug/kg	1250	1320	106	70-130	
1,4-Dichlorobenzene	ug/kg	1250	1240	99	70-130	
2,2-Dichloropropane	ug/kg	1250	1120	89	66-130	
2-Butanone (MEK)	ug/kg	2500	2540	102	70-130	
2-Chlorotoluene	ug/kg	1250	1230	98	70-130	
2-Hexanone	ug/kg	2500	2630	105	70-130	
4-Chlorotoluene	ug/kg	1250	1170	94	70-130	
4-Methyl-2-pentanone (MIBK)	ug/kg	2500	2630	105	70-130	
Acetone	ug/kg	2500	2570	103	69-130	
Benzene	ug/kg	1250	1280	102	70-130	
Bromobenzene	ug/kg	1250	1280	103	70-130	
Bromochloromethane	ug/kg	1250	1400	112	70-130	
Bromodichloromethane	ug/kg	1250	1170	94	69-130	
Bromoform	ug/kg	1250	1180	94	70-130	
Bromomethane	ug/kg	1250	2080	166	52-130	IK,L1,v1
Carbon tetrachloride	ug/kg	1250	1180	94	70-130	
Chlorobenzene	ug/kg	1250	1320	105	70-130	
Chloroethane	ug/kg	1250	1350	108	65-130	
Chloroform	ug/kg	1250	1210	97	70-130	
Chloromethane	ug/kg	1250	1390	111	55-130	
cis-1,2-Dichloroethene	ug/kg	1250	1340	107	70-130	
cis-1,3-Dichloropropene	ug/kg	1250	1230	99	70-130	
Dibromochloromethane	ug/kg	1250	1220	97	70-130	
Dibromomethane	ug/kg	1250	1310	105	70-130	
Dichlorodifluoromethane	ug/kg	1250	1260	100	45-156	
Diisopropyl ether	ug/kg	1250	1220	98	70-130	
Ethylbenzene	ug/kg	1250	1230	98	70-130	
Hexachloro-1,3-butadiene	ug/kg	1250	1140	91	66-130	
Isopropylbenzene (Cumene)	ug/kg	1250	1280	102	70-130	
m&p-Xylene	ug/kg	2500	2480	99	70-130	
Methyl-tert-butyl ether	ug/kg	1250	1230	98	70-130	
Methylene Chloride	ug/kg	1250	1470	117	65-130	
n-Butylbenzene	ug/kg	1250	1170	94	67-130	
n-Propylbenzene	ug/kg	1250	1180	94	70-130	
Naphthalene	ug/kg	1250	1070	86	70-130	
o-Xylene	ug/kg	1250	1240	99	70-130	
p-Isopropyltoluene	ug/kg	1250	1140	92	67-130	
sec-Butylbenzene	ug/kg	1250	1160	93	69-130	
Styrene	ug/kg	1250	1290	103	70-130	

Results presented on this page are in the units indicated by the "Units" column except where an alternate unit is presented to the right of the result.

REPORT OF LABORATORY ANALYSIS

This report shall not be reproduced, except in full,
without the written consent of Pace Analytical Services, LLC.

Pace Analytical Services, LLC
9800 Kincey Ave. Suite 100
Huntersville, NC 28078
(704)875-9092

QUALITY CONTROL DATA

Project: CPC Huntersville/2020-L1-2448
Pace Project No.: 92544816

LABORATORY CONTROL SAMPLE: 3301645

Parameter	Units	Spike Conc.	LCS Result	LCS % Rec	% Rec Limits	Qualifiers
tert-Butylbenzene	ug/kg	1250	915	73	67-130	v3
Tetrachloroethene	ug/kg	1250	1300	104	70-130	
Toluene	ug/kg	1250	1200	96	70-130	
trans-1,2-Dichloroethene	ug/kg	1250	1350	108	70-130	
trans-1,3-Dichloropropene	ug/kg	1250	1200	96	68-130	
Trichloroethene	ug/kg	1250	1270	102	70-130	
Trichlorofluoromethane	ug/kg	1250	1180	94	70-130	
Vinyl acetate	ug/kg	2500	2740	109	70-130	
Vinyl chloride	ug/kg	1250	1320	105	61-130	
Xylene (Total)	ug/kg	3750	3720	99	70-130	
1,2-Dichloroethane-d4 (S)	%			87	70-130	
4-Bromofluorobenzene (S)	%			96	69-134	
Toluene-d8 (S)	%			101	70-130	

MATRIX SPIKE SAMPLE: 3301647

Parameter	Units	92545088008 Result	Spike Conc.	MS Result	MS % Rec	% Rec Limits	Qualifiers
1,1,1,2-Tetrachloroethane	ug/kg	ND	534	540	101	70-131	
1,1,1-Trichloroethane	ug/kg	ND	534	528	99	65-133	
1,1,2,2-Tetrachloroethane	ug/kg	ND	534	532	100	66-130	
1,1,2-Trichloroethane	ug/kg	ND	534	530	99	66-133	
1,1-Dichloroethane	ug/kg	ND	534	605	113	65-130	
1,1-Dichloroethene	ug/kg	ND	534	672	126	10-158	
1,1-Dichloropropene	ug/kg	ND	534	598	112	68-133	
1,2,3-Trichlorobenzene	ug/kg	ND	534	496	93	27-138	
1,2,3-Trichloropropane	ug/kg	ND	534	513	96	67-130	
1,2,4-Trichlorobenzene	ug/kg	ND	534	516	97	51-134	
1,2,4-Trimethylbenzene	ug/kg	ND	534	554	104	63-136	
1,2-Dibromo-3-chloropropane	ug/kg	ND	534	431	81	32-130	
1,2-Dibromoethane (EDB)	ug/kg	ND	534	572	107	70-130	
1,2-Dichlorobenzene	ug/kg	ND	534	555	104	69-130	
1,2-Dichloroethane	ug/kg	ND	534	563	105	59-130	
1,2-Dichloropropane	ug/kg	ND	534	624	117	70-130	
1,3,5-Trimethylbenzene	ug/kg	ND	534	508	95	65-137	
1,3-Dichlorobenzene	ug/kg	ND	534	551	103	70-130	
1,3-Dichloropropane	ug/kg	ND	534	599	112	70-130	
1,4-Dichlorobenzene	ug/kg	ND	534	548	103	68-130	
2,2-Dichloropropane	ug/kg	ND	534	451	84	32-130	
2-Butanone (MEK)	ug/kg	ND	1070	1050	98	10-136	
2-Chlorotoluene	ug/kg	ND	534	544	102	69-141	
2-Hexanone	ug/kg	ND	1070	1090	102	10-144	
4-Chlorotoluene	ug/kg	ND	534	521	98	70-132	
4-Methyl-2-pentanone (MIBK)	ug/kg	ND	1070	1110	104	25-143	
Acetone	ug/kg	ND	1070	998	89	10-130	
Benzene	ug/kg	ND	534	603	113	67-130	

Results presented on this page are in the units indicated by the "Units" column except where an alternate unit is presented to the right of the result.

REPORT OF LABORATORY ANALYSIS

This report shall not be reproduced, except in full,
without the written consent of Pace Analytical Services, LLC.

Pace Analytical Services, LLC
9800 Kincey Ave. Suite 100
Huntersville, NC 28078
(704)875-9092

QUALITY CONTROL DATA

Project: CPC Huntersville/2020-L1-2448
Pace Project No.: 92544816

MATRIX SPIKE SAMPLE: 3301647

Parameter	Units	92545088008 Result	Spike Conc.	MS Result	MS % Rec	% Rec Limits	Qualifiers
Bromobenzene	ug/kg	ND	534	562	105	70-130	
Bromochloromethane	ug/kg	ND	534	628	118	69-134	
Bromodichloromethane	ug/kg	ND	534	496	93	64-130	
Bromoform	ug/kg	ND	534	447	84	62-130	
Bromomethane	ug/kg	ND	534	489	91	20-176	IK,v1
Carbon tetrachloride	ug/kg	ND	534	529	99	65-140	
Chlorobenzene	ug/kg	ND	534	598	112	70-130	
Chloroethane	ug/kg	ND	534	163	31	10-130	
Chloroform	ug/kg	ND	534	559	105	63-130	
Chloromethane	ug/kg	ND	534	756	141	58-130	M1
cis-1,2-Dichloroethene	ug/kg	ND	534	623	117	66-130	
cis-1,3-Dichloropropene	ug/kg	ND	534	528	99	67-130	
Dibromochloromethane	ug/kg	ND	534	497	93	67-130	
Dibromomethane	ug/kg	ND	534	581	109	63-131	
Dichlorodifluoromethane	ug/kg	ND	534	639	120	44-180	
Diisopropyl ether	ug/kg	ND	534	557	104	63-130	
Ethylbenzene	ug/kg	ND	534	565	106	66-130	
Hexachloro-1,3-butadiene	ug/kg	ND	534	570	107	64-150	
Isopropylbenzene (Cumene)	ug/kg	ND	534	595	111	69-135	
m&p-Xylene	ug/kg	ND	1070	1120	105	60-133	
Methyl-tert-butyl ether	ug/kg	ND	534	546	102	65-130	
Methylene Chloride	ug/kg	145	534	804	123	61-130	
n-Butylbenzene	ug/kg	ND	534	530	99	65-140	
n-Propylbenzene	ug/kg	ND	534	530	99	67-140	
Naphthalene	ug/kg	ND	534	442	83	15-145	
o-Xylene	ug/kg	ND	534	575	108	66-133	
p-Isopropyltoluene	ug/kg	ND	534	526	98	56-147	
sec-Butylbenzene	ug/kg	ND	534	553	103	65-139	
Styrene	ug/kg	ND	534	580	109	70-132	
tert-Butylbenzene	ug/kg	ND	534	432	81	62-135	v3
Tetrachloroethene	ug/kg	ND	534	585	109	70-135	
Toluene	ug/kg	ND	534	562	105	67-130	
trans-1,2-Dichloroethene	ug/kg	ND	534	634	119	69-130	
trans-1,3-Dichloropropene	ug/kg	ND	534	511	96	62-130	
Trichloroethene	ug/kg	ND	534	601	112	70-135	
Trichlorofluoromethane	ug/kg	ND	534	197	37	10-130	
Vinyl acetate	ug/kg	ND	1070	1080	101	53-130	
Vinyl chloride	ug/kg	ND	534	680	127	61-148	
Xylene (Total)	ug/kg	ND	1610	1700	106	63-132	
1,2-Dichloroethane-d4 (S)	%				116	70-130	
4-Bromofluorobenzene (S)	%				99	69-134	
Toluene-d8 (S)	%				102	70-130	

Results presented on this page are in the units indicated by the "Units" column except where an alternate unit is presented to the right of the result.

REPORT OF LABORATORY ANALYSIS

This report shall not be reproduced, except in full,
without the written consent of Pace Analytical Services, LLC.

Pace Analytical Services, LLC
9800 Kincey Ave. Suite 100
Huntersville, NC 28078
(704)875-9092

QUALITY CONTROL DATA

Project: CPC Huntersville/2020-L1-2448
Pace Project No.: 92544816

SAMPLE DUPLICATE: 3301646

Parameter	Units	92545088007 Result	Dup Result	RPD	Max RPD	Qualifiers
1,1,1,2-Tetrachloroethane	ug/kg	ND	ND		30	
1,1,1-Trichloroethane	ug/kg	ND	ND		30	
1,1,2,2-Tetrachloroethane	ug/kg	ND	ND		30	
1,1,2-Trichloroethane	ug/kg	ND	ND		30	
1,1-Dichloroethane	ug/kg	ND	ND		30	
1,1-Dichloroethene	ug/kg	ND	ND		30	
1,1-Dichloropropene	ug/kg	ND	ND		30	
1,2,3-Trichlorobenzene	ug/kg	ND	ND		30	
1,2,3-Trichloropropane	ug/kg	ND	ND		30	
1,2,4-Trichlorobenzene	ug/kg	ND	ND		30	
1,2,4-Trimethylbenzene	ug/kg	ND	ND		30	
1,2-Dibromo-3-chloropropane	ug/kg	ND	ND		30	
1,2-Dibromoethane (EDB)	ug/kg	ND	ND		30	
1,2-Dichlorobenzene	ug/kg	ND	ND		30	
1,2-Dichloroethane	ug/kg	ND	ND		30	
1,2-Dichloropropane	ug/kg	ND	ND		30	
1,3,5-Trimethylbenzene	ug/kg	ND	ND		30	
1,3-Dichlorobenzene	ug/kg	ND	ND		30	
1,3-Dichloropropane	ug/kg	ND	ND		30	
1,4-Dichlorobenzene	ug/kg	ND	ND		30	
2,2-Dichloropropane	ug/kg	ND	ND		30	
2-Butanone (MEK)	ug/kg	ND	ND		30	
2-Chlorotoluene	ug/kg	ND	ND		30	
2-Hexanone	ug/kg	ND	ND		30	
4-Chlorotoluene	ug/kg	ND	ND		30	
4-Methyl-2-pentanone (MIBK)	ug/kg	ND	ND		30	
Acetone	ug/kg	128	135	5	30	
Benzene	ug/kg	ND	ND		30	
Bromobenzene	ug/kg	ND	ND		30	
Bromochloromethane	ug/kg	ND	ND		30	
Bromodichloromethane	ug/kg	ND	ND		30	
Bromoform	ug/kg	ND	ND		30	
Bromomethane	ug/kg	ND	ND		30	IK,v1
Carbon tetrachloride	ug/kg	ND	ND		30	
Chlorobenzene	ug/kg	ND	ND		30	
Chloroethane	ug/kg	ND	ND		30	
Chloroform	ug/kg	ND	ND		30	
Chloromethane	ug/kg	ND	ND		30	
cis-1,2-Dichloroethene	ug/kg	ND	ND		30	
cis-1,3-Dichloropropene	ug/kg	ND	ND		30	
Dibromochloromethane	ug/kg	ND	ND		30	
Dibromomethane	ug/kg	ND	ND		30	
Dichlorodifluoromethane	ug/kg	ND	ND		30	
Diisopropyl ether	ug/kg	ND	ND		30	
Ethylbenzene	ug/kg	ND	ND		30	
Hexachloro-1,3-butadiene	ug/kg	ND	ND		30	
Isopropylbenzene (Cumene)	ug/kg	ND	ND		30	

Results presented on this page are in the units indicated by the "Units" column except where an alternate unit is presented to the right of the result.

REPORT OF LABORATORY ANALYSIS

This report shall not be reproduced, except in full,
without the written consent of Pace Analytical Services, LLC.

Pace Analytical Services, LLC
9800 Kincey Ave. Suite 100
Huntersville, NC 28078
(704)875-9092

QUALITY CONTROL DATA

Project: CPC Huntersville/2020-L1-2448
Pace Project No.: 92544816

SAMPLE DUPLICATE: 3301646

Parameter	Units	92545088007 Result	Dup Result	RPD	Max RPD	Qualifiers
m&p-Xylene	ug/kg	ND	ND		30	
Methyl-tert-butyl ether	ug/kg	ND	ND		30	
Methylene Chloride	ug/kg	178	159	11	30	C9
n-Butylbenzene	ug/kg	ND	ND		30	
n-Propylbenzene	ug/kg	ND	ND		30	
Naphthalene	ug/kg	ND	ND		30	
o-Xylene	ug/kg	ND	ND		30	
p-Isopropyltoluene	ug/kg	ND	ND		30	
sec-Butylbenzene	ug/kg	ND	ND		30	
Styrene	ug/kg	ND	ND		30	
tert-Butylbenzene	ug/kg	ND	ND		30	v2
Tetrachloroethene	ug/kg	ND	3.3J		30	
Toluene	ug/kg	ND	ND		30	
trans-1,2-Dichloroethene	ug/kg	ND	ND		30	
trans-1,3-Dichloropropene	ug/kg	ND	ND		30	
Trichloroethene	ug/kg	ND	ND		30	
Trichlorofluoromethane	ug/kg	ND	ND		30	
Vinyl acetate	ug/kg	ND	ND		30	
Vinyl chloride	ug/kg	ND	ND		30	
Xylene (Total)	ug/kg	ND	ND		30	
1,2-Dichloroethane-d4 (S)	%	104	103			
4-Bromofluorobenzene (S)	%	95	96			
Toluene-d8 (S)	%	104	103			

Results presented on this page are in the units indicated by the "Units" column except where an alternate unit is presented to the right of the result.

REPORT OF LABORATORY ANALYSIS

This report shall not be reproduced, except in full,
without the written consent of Pace Analytical Services, LLC.

Pace Analytical Services, LLC
9800 Kincey Ave. Suite 100
Huntersville, NC 28078
(704)875-9092

QUALITY CONTROL DATA

Project: CPC Huntersville/2020-L1-2448
Pace Project No.: 92544816

QC Batch: 627988
QC Batch Method: SW-846
Analysis Method: SW-846
Analysis Description: Dry Weight/Percent Moisture
Laboratory: Pace Analytical Services - Charlotte

Associated Lab Samples: 92544816001

SAMPLE DUPLICATE: 3301508

Parameter	Units	92544816001 Result	Dup Result	RPD	Max RPD	Qualifiers
Percent Moisture	%	18.6	18.3	2	25	N2

SAMPLE DUPLICATE: 3301509

Parameter	Units	92545005004 Result	Dup Result	RPD	Max RPD	Qualifiers
Percent Moisture	%	26.3	23.3	12	25	N2

Results presented on this page are in the units indicated by the "Units" column except where an alternate unit is presented to the right of the result.

REPORT OF LABORATORY ANALYSIS

This report shall not be reproduced, except in full,
without the written consent of Pace Analytical Services, LLC.

Pace Analytical Services, LLC
9800 Kincey Ave. Suite 100
Huntersville, NC 28078
(704)875-9092

QUALIFIERS

Project: CPC Huntersville/2020-L1-2448
Pace Project No.: 92544816

DEFINITIONS

DF - Dilution Factor, if reported, represents the factor applied to the reported data due to dilution of the sample aliquot.

ND - Not Detected at or above adjusted reporting limit.

TNTC - Too Numerous To Count

J - Estimated concentration above the adjusted method detection limit and below the adjusted reporting limit.

MDL - Adjusted Method Detection Limit.

PQL - Practical Quantitation Limit.

RL - Reporting Limit - The lowest concentration value that meets project requirements for quantitative data with known precision and bias for a specific analyte in a specific matrix.

S - Surrogate

1,2-Diphenylhydrazine decomposes to and cannot be separated from Azobenzene using Method 8270. The result for each analyte is a combined concentration.

Consistent with EPA guidelines, unrounded data are displayed and have been used to calculate % recovery and RPD values.

LCS(D) - Laboratory Control Sample (Duplicate)

MS(D) - Matrix Spike (Duplicate)

DUP - Sample Duplicate

RPD - Relative Percent Difference

NC - Not Calculable.

SG - Silica Gel - Clean-Up

U - Indicates the compound was analyzed for, but not detected.

Acid preservation may not be appropriate for 2 Chloroethylvinyl ether.

A separate vial preserved to a pH of 4-5 is recommended in SW846 Chapter 4 for the analysis of Acrolein and Acrylonitrile by EPA Method 8260.

N-Nitrosodiphenylamine decomposes and cannot be separated from Diphenylamine using Method 8270. The result reported for each analyte is a combined concentration.

Pace Analytical is TNI accredited. Contact your Pace PM for the current list of accredited analytes.

TNI - The NELAC Institute.

ANALYTE QUALIFIERS

C9	Common Laboratory Contaminant.
IK	The recalculated concentration of the calibration standard(s) did not meet method acceptance criteria; this result should be considered an estimated value.
L1	Analyte recovery in the laboratory control sample (LCS) was above QC limits. Results for this analyte in associated samples may be biased high.
M1	Matrix spike recovery exceeded QC limits. Batch accepted based on laboratory control sample (LCS) recovery.
N2	The lab does not hold NELAC/TNI accreditation for this parameter but other accreditations/certifications may apply. A complete list of accreditations/certifications is available upon request.
S5	Surrogate recovery outside control limits due to matrix interferences (not confirmed by re-analysis).
v1	The continuing calibration verification was above the method acceptance limit. Any detection for the analyte in the associated samples may have a high bias.
v2	The continuing calibration verification was below the method acceptance limit. The analyte was not detected in the associated samples and the sensitivity of the instrument was verified with a reporting limit check standard.
v3	The continuing calibration verification was below the method acceptance limit. Any detection for the analyte in the associated samples may have low bias.

This report shall not be reproduced, except in full,
without the written consent of Pace Analytical Services, LLC.

Pace Analytical Services, LLC
9800 Kincey Ave. Suite 100
Huntersville, NC 28078
(704)875-9092

QUALITY CONTROL DATA CROSS REFERENCE TABLE

Project: CPC Huntersville/2020-L1-2448
Pace Project No.: 92544816

Lab ID	Sample ID	QC Batch Method	QC Batch	Analytical Method	Analytical Batch
92544816001	**AA8 12-14**	MADEP VPH	627905	MADEP VPH	627951
92544816001	**AA8 12-14**	EPA 5035A/5030B	628013	EPA 8260D	628031
92544816001	**AA8 12-14**	SW-846	627988		

This report shall not be reproduced, except in full,
without the written consent of Pace Analytical Services, LLC.

Pace Analytical

CHAIN-OF-CUSTODY Analytical Request Document

Chain-of-Custody is a LEGAL DOCUMENT - Complete all relevent fields

LAB USE ON[illegible] List Pace Workorder Number or

WO# : 92544816

92544816

Container [illegible]

6 6

** Preservative Types: (1) nitric acid, (2) sulfuric acid, (3) hydrochloric acid, (4) sodium hydroxide, (5) zinc acetate, (6) methanol, (7) sodium bisulfate, (8) sodium thiosulfate, (9) hexane, (A) ascorbic acid, (B) ammonium sulfate, (C) ammonium hydroxide, (D) TSP, (U) Unpreserved, (O) Other _____

Company: APEX COMPANIES, LLC

Address: 5900 NORTHWEST BUSINESS PKWY, STE 0

Report To: ANDREW STREET

Copy To: JOAN STRECKER

Customer Project Name/Number: CPC HUNTERSVILLE / CPC 21018

Phone:
Email:

Collected By (print): CHRIS REEVES

Collected By (signature):

Sample Disposal:
[X] Dispose as appropriate [ ] Return
[ ] Archive: _____
[ ] Hold: _____

Billing Information:

Email To:

Site Collection Info/Address:

State: / County/City

Time Zone Collected: [ ] PT [ ] MT [ ] CT [X] ET

Site/Facility ID #:

Purchase Order #:
Quote #:

Turnaround Date Required:

Rush: [ ] Same Day [ ] Next Day [ ] 2 Day [ ] 3 Day [ ] 4 Day [ ] 5 Day (Expedite Charges Apply)

Compliance Monitoring? [ ] Yes [ ] No

DW PWS ID #:
DW Location Code:

Immediately Packed on Ice: [X] Yes [ ] No

Field Filtered (if applicable): [ ] Yes [ ] No

Analysis: _____

* Matrix Codes (Insert in Matrix box below): Drinking Water (DW), Ground Water (GW), Wastewater (WW), Product (P), Soil/Solid (SL), Oil (OL), Wipe (WP), Air (AR), Tissue (TS), Bioassay (B), Vapor (V), Other (OT)

Customer Sample ID	Matrix *	Comp / Grab	Collected (or Composite Start) Date	Collected (or Composite Start) Time	Composite End Date	Composite End Time	Res Cl	# of Ctns	MADEP VCP	VOCs BY 8260D
AA8 12-14	SOIL	GRAB	6.16.21	1610	—	—	—	3	X	X

Analyses

Lab Profile/Line:

Lab Sample Receipt Checklist:

Custody Seals Present/Intact	Y	N	NA
Custody Signatures Present	Y	N	NA
Collector Signature Present	Y	N	NA
Bottles Intact	Y	N	NA
Correct Bottles	Y	N	NA
Sufficient Volume	Y	N	NA
Samples Received on Ice	Y	N	NA
VOA - Headspace Acceptable	Y	N	NA
USDA Regulated Soils	Y	N	NA
Samples in Holding Time	Y	N	NA
Residual Chlorine Present	Y	N	NA
Cl Strips: _____			
Sample pH Acceptable	Y	N	NA
pH Strips: _____			
Sulfide Present	Y	N	NA
Lead Acetate Strips: _____			

LAB USE ONLY:
Lab Sample # / Comments:

92544816
001

Customer Remarks / Special Conditions / Possible Hazards:

Type of Ice Used: Wet Blue Dry None

Packing Material Used: None

Radchem sample(s) screened (<500 cpm): Y N NA

SHORT HOLDS PRESENT (<72 hours): Y N N/A

Lab Tracking #: 2632548

Samples received via: FEDEX UPS Client Courier Pace Courier

Lab Sample Temperature Info:
Temp Blank Received: Y N NA
Therm ID#: 92004
Cooler 1 Temp Upon Receipt: 1.7 oC
Cooler 1 Therm Corr. Factor: -0.1 oC
Cooler 1 Corrected Temp: 1.6 oC
Comments:

Relinquished by/Company: (Signature)	Date/Time:	Received by/Company: (Signature)	Date/Time:
	6.16.21 1701	HVL	6-16.21 1701
Relinquished by/Company: (Signature)	Date/Time:	Received by/Company: (Signature)	Date/Time:
Relinquished by/Company: (Signature)	Date/Time:	Received by/Company: (Signature)	Date/Time:

MTJL LAB USE ONLY
Table #:
Acctnum:
Template:
Prelogin:
PM:
PB:

Trip Blank Received: Y N NA
HCL MeOH TSP Other

Non Conformance(s): YES / NO

Page: 2 of: 2

Pace Analytical Services, LLC
9800 Kincey Ave. Suite 100
Huntersville, NC 28078
(704)875-9092

June 29, 2021

Andrew Street
Apex Companies - NC
5900 Northwoods Business Pkwy
Suite 5900-0
Charlotte, NC 28269

RE: Project: CPC Huntersville/2020-L1-2448
Pace Project No.: 92544833

Dear Andrew Street:

Enclosed are the analytical results for sample(s) received by the laboratory on June 16, 2021. The results relate only to the samples included in this report. Results reported herein conform to the applicable TNI/NELAC Standards and the laboratory's Quality Manual, where applicable, unless otherwise noted in the body of the report.

The test results provided in this final report were generated by each of the following laboratories within the Pace Network:

- Pace Analytical Services - Charlotte

If you have any questions concerning this report, please feel free to contact me.

Sincerely,

Angela M. Baioni

Angela Baioni
angela.baioni@pacelabs.com
(704)875-9092
Project Manager

Enclosures

cc: J Culbreath, Colonial Pipeline Company
Naomi Fretz, APEX Companies, LLC
Robert Hughes, Colonial Pipeline
Cameron Lee, Montrose-EPS
Jamie Moran, APEX Companies, LLC
Jeff Morrison, Colonial Pipeline Company
Tom Naumann, APEX Companies - NC
Joe Nicolette, Montrose-EPS
Christopher Schultz, Apex Companies
Matt Teixeira, Apex Companies, LLC
Michael Verdon, Colonial Pipeline Company
JM Wyatt, Colonial Pipeline Company

REPORT OF LABORATORY ANALYSIS

This report shall not be reproduced, except in full,
without the written consent of Pace Analytical Services, LLC.

Pace Analytical Services, LLC
9800 Kincey Ave. Suite 100
Huntersville, NC 28078
(704)875-9092

CERTIFICATIONS

Project: CPC Huntersville/2020-L1-2448
Pace Project No.: 92544833

Pace Analytical Services Charlotte
9800 Kincey Ave. Ste 100, Huntersville, NC 28078
Louisiana/NELAP Certification # LA170028
North Carolina Drinking Water Certification #: 37706
North Carolina Field Services Certification #: 5342
North Carolina Wastewater Certification #: 12
South Carolina Certification #: 99006001
Florida/NELAP Certification #: E87627
Kentucky UST Certification #: 84
Virginia/VELAP Certification #: 460221

This report shall not be reproduced, except in full,
without the written consent of Pace Analytical Services, LLC.

Pace Analytical Services, LLC
9800 Kincey Ave. Suite 100
Huntersville, NC 28078
(704)875-9092

SAMPLE SUMMARY

Project: CPC Huntersville/2020-L1-2448
Pace Project No.: 92544833

Lab ID	Sample ID	Matrix	Date Collected	Date Received
92544833001	**AB6 0-2**	Solid	06/16/21 09:25	06/16/21 17:01
92544833002	**AB6 2-4**	Solid	06/16/21 09:30	06/16/21 17:01
92544833003	**AA6 0-2**	Solid	06/16/21 10:30	06/16/21 17:01
92544833004	**AA6 2-4**	Solid	06/16/21 10:35	06/16/21 17:01
92544833005	**AB7 0-2**	Solid	06/16/21 11:30	06/16/21 17:01
92544833006	**AB7 16-18**	Solid	06/16/21 13:35	06/16/21 17:01
92544833007	**AB8 0-2**	Solid	06/16/21 14:30	06/16/21 17:01
92544833008	**AB8 12-14**	Solid	06/16/21 14:35	06/16/21 17:01
92544833009	**AA8 0-2**	Solid	06/16/21 16:05	06/16/21 17:01
92544833010	**AB6 28-30**	Solid	06/16/21 09:35	06/16/21 17:01
92544833011	**AB7 32-34**	Solid	06/16/21 11:40	06/16/21 17:01
92544833012	**AB8 36-38**	Solid	06/16/21 14:40	06/16/21 17:01
92544833013	**AA8 32-33**	Solid	06/16/21 16:15	06/16/21 17:01

This report shall not be reproduced, except in full,
without the written consent of Pace Analytical Services, LLC.

Pace Analytical Services, LLC
9800 Kincey Ave. Suite 100
Huntersville, NC 28078
(704)875-9092

SAMPLE ANALYTE COUNT

Project: CPC Huntersville/2020-L1-2448
Pace Project No.: 92544833

Lab ID	Sample ID	Method	Analysts	Analytes Reported	Laboratory
92544833001	**AB6 0-2**	MADEP VPH	MAD	7	PASI-C
		EPA 8260D	LMB	70	PASI-C
		SW-846	KDF	1	PASI-C
92544833002	**AB6 2-4**	MADEP VPH	MAD	7	PASI-C
		EPA 8260D	LMB	70	PASI-C
		SW-846	KDF	1	PASI-C
92544833003	**AA6 0-2**	MADEP VPH	MAD	7	PASI-C
		EPA 8260D	LMB	70	PASI-C
		SW-846	KDF	1	PASI-C
92544833004	**AA6 2-4**	MADEP VPH	MAD	7	PASI-C
		EPA 8260D	LMB	70	PASI-C
		SW-846	KDF	1	PASI-C
92544833005	**AB7 0-2**	MADEP VPH	MAD	7	PASI-C
		EPA 8260D	CL	70	PASI-C
		SW-846	KDF	1	PASI-C
92544833006	**AB7 16-18**	MADEP VPH	MAD	7	PASI-C
		EPA 8260D	LMB	70	PASI-C
		SW-846	KDF	1	PASI-C
92544833007	**AB8 0-2**	MADEP VPH	MAD	7	PASI-C
		EPA 8260D	CL	70	PASI-C
		SW-846	KDF	1	PASI-C
92544833008	**AB8 12-14**	MADEP VPH	MAD	7	PASI-C
		EPA 8260D	CL	70	PASI-C
		SW-846	KDF	1	PASI-C
92544833009	**AA8 0-2**	MADEP VPH	MAD	7	PASI-C
		EPA 8260D	LMB	70	PASI-C
		SW-846	KDF	1	PASI-C
92544833010	**AB6 28-30**	MADEP VPH	MAD	7	PASI-C
		EPA 8260D	LMB	70	PASI-C
		SW-846	KDF	1	PASI-C
92544833011	**AB7 32-34**	MADEP VPH	MAD	7	PASI-C
		EPA 8260D	LMB	70	PASI-C
		SW-846	KDF	1	PASI-C
92544833012	**AB8 36-38**	MADEP VPH	MAD	7	PASI-C
		EPA 8260D	LMB	70	PASI-C
		SW-846	KDF	1	PASI-C
92544833013	**AA8 32-33**	MADEP VPH	MAD	7	PASI-C

This report shall not be reproduced, except in full,
without the written consent of Pace Analytical Services, LLC.

Pace Analytical Services, LLC
9800 Kincey Ave. Suite 100
Huntersville, NC 28078
(704)875-9092

SAMPLE ANALYTE COUNT

Project: CPC Huntersville/2020-L1-2448
Pace Project No.: 92544833

Lab ID	Sample ID	Method	Analysts	Analytes Reported	Laboratory
		EPA 8260D	LMB	70	PASI-C
		SW-846	KDF	1	PASI-C

PASI-C = Pace Analytical Services - Charlotte

This report shall not be reproduced, except in full,
without the written consent of Pace Analytical Services, LLC.

Pace Analytical Services, LLC
9800 Kincey Ave. Suite 100
Huntersville, NC 28078
(704)875-9092

ANALYTICAL RESULTS

Project: CPC Huntersville/2020-L1-2448
Pace Project No.: 92544833

Sample: AB6 0-2 **Lab ID: 92544833001** Collected: 06/16/21 09:25 Received: 06/16/21 17:01 Matrix: Solid

Results reported on a "dry weight" basis and are adjusted for percent moisture, sample size and any dilutions.

Parameters	Results	Units	Report Limit	MDL	DF	Prepared	Analyzed	CAS No.	Qual
VPH NC Soil	Analytical Method: MADEP VPH Preparation Method: MADEP VPH Pace Analytical Services - Charlotte								
Total VPH (C5-C12)	**3960**	mg/kg	34.4	34.4	10	06/18/21 13:04	06/24/21 06:50		N2
Aliphatic (C05-C08)	**2850**	mg/kg	34.4	34.4	10	06/18/21 13:04	06/24/21 06:50		N2
Aliphatic (C09-C12)	**1110**	mg/kg	34.4	34.4	10	06/18/21 13:04	06/24/21 06:50		N2
Aliphatic(C09-C12) Adjusted	**796**	mg/kg	34.4	34.4	10	06/18/21 13:04	06/24/21 06:50		N2
Aromatic (C09-C10)	**310**	mg/kg	34.4	34.4	10	06/18/21 13:04	06/24/21 06:50		N2
Surrogates									
4-Bromofluorobenzene (FID) (S)	99	%	70-130		10	06/18/21 13:04	06/24/21 06:50	460-00-4	
4-Bromofluorobenzene (PID) (S)	102	%	70-130		10	06/18/21 13:04	06/24/21 06:50	460-00-4	
8260D/5035A/5030B Volatiles	Analytical Method: EPA 8260D Preparation Method: EPA 5035A/5030B Pace Analytical Services - Charlotte								
Acetone	ND	ug/kg	1360	436	10	06/18/21 15:53	06/22/21 16:08	67-64-1	
Benzene	**4590**	ug/kg	67.9	27.0	10	06/18/21 15:53	06/22/21 16:08	71-43-2	
Bromobenzene	ND	ug/kg	67.9	22.1	10	06/18/21 15:53	06/22/21 16:08	108-86-1	
Bromochloromethane	ND	ug/kg	67.9	20.1	10	06/18/21 15:53	06/22/21 16:08	74-97-5	
Bromodichloromethane	ND	ug/kg	67.9	26.2	10	06/18/21 15:53	06/22/21 16:08	75-27-4	
Bromoform	ND	ug/kg	67.9	23.9	10	06/18/21 15:53	06/22/21 16:08	75-25-2	
Bromomethane	ND	ug/kg	136	107	10	06/18/21 15:53	06/22/21 16:08	74-83-9	IK,v1
2-Butanone (MEK)	ND	ug/kg	1360	326	10	06/18/21 15:53	06/22/21 16:08	78-93-3	
n-Butylbenzene	**1130**	ug/kg	67.9	32.1	10	06/18/21 15:53	06/22/21 16:08	104-51-8	
sec-Butylbenzene	ND	ug/kg	67.9	29.9	10	06/18/21 15:53	06/22/21 16:08	135-98-8	
tert-Butylbenzene	ND	ug/kg	67.9	24.2	10	06/18/21 15:53	06/22/21 16:08	98-06-6	
Carbon tetrachloride	ND	ug/kg	67.9	25.4	10	06/18/21 15:53	06/22/21 16:08	56-23-5	
Chlorobenzene	ND	ug/kg	67.9	13.0	10	06/18/21 15:53	06/22/21 16:08	108-90-7	
Chloroethane	ND	ug/kg	136	52.4	10	06/18/21 15:53	06/22/21 16:08	75-00-3	
Chloroform	ND	ug/kg	67.9	41.3	10	06/18/21 15:53	06/22/21 16:08	67-66-3	
Chloromethane	ND	ug/kg	136	57.1	10	06/18/21 15:53	06/22/21 16:08	74-87-3	
2-Chlorotoluene	ND	ug/kg	67.9	24.0	10	06/18/21 15:53	06/22/21 16:08	95-49-8	
4-Chlorotoluene	ND	ug/kg	67.9	12.0	10	06/18/21 15:53	06/22/21 16:08	106-43-4	
1,2-Dibromo-3-chloropropane	ND	ug/kg	67.9	26.4	10	06/18/21 15:53	06/22/21 16:08	96-12-8	
Dibromochloromethane	ND	ug/kg	67.9	38.2	10	06/18/21 15:53	06/22/21 16:08	124-48-1	
1,2-Dibromoethane (EDB)	ND	ug/kg	67.9	29.9	10	06/18/21 15:53	06/22/21 16:08	106-93-4	
Dibromomethane	ND	ug/kg	67.9	14.5	10	06/18/21 15:53	06/22/21 16:08	74-95-3	
1,2-Dichlorobenzene	ND	ug/kg	67.9	24.5	10	06/18/21 15:53	06/22/21 16:08	95-50-1	
1,3-Dichlorobenzene	ND	ug/kg	67.9	21.1	10	06/18/21 15:53	06/22/21 16:08	541-73-1	
1,4-Dichlorobenzene	ND	ug/kg	67.9	17.7	10	06/18/21 15:53	06/22/21 16:08	106-46-7	
Dichlorodifluoromethane	ND	ug/kg	136	29.5	10	06/18/21 15:53	06/22/21 16:08	75-71-8	v2
1,1-Dichloroethane	ND	ug/kg	67.9	28.0	10	06/18/21 15:53	06/22/21 16:08	75-34-3	
1,2-Dichloroethane	ND	ug/kg	67.9	45.0	10	06/18/21 15:53	06/22/21 16:08	107-06-2	
1,1-Dichloroethene	ND	ug/kg	67.9	28.0	10	06/18/21 15:53	06/22/21 16:08	75-35-4	
cis-1,2-Dichloroethene	ND	ug/kg	67.9	23.2	10	06/18/21 15:53	06/22/21 16:08	156-59-2	
trans-1,2-Dichloroethene	ND	ug/kg	67.9	23.8	10	06/18/21 15:53	06/22/21 16:08	156-60-5	
1,2-Dichloropropane	ND	ug/kg	67.9	20.4	10	06/18/21 15:53	06/22/21 16:08	78-87-5	
1,3-Dichloropropane	ND	ug/kg	67.9	21.2	10	06/18/21 15:53	06/22/21 16:08	142-28-9	

REPORT OF LABORATORY ANALYSIS

This report shall not be reproduced, except in full,
without the written consent of Pace Analytical Services, LLC.

Pace Analytical Services, LLC
9800 Kincey Ave. Suite 100
Huntersville, NC 28078
(704)875-9092

ANALYTICAL RESULTS

Project: CPC Huntersville/2020-L1-2448
Pace Project No.: 92544833

Sample: AB6 0-2 **Lab ID: 92544833001** Collected: 06/16/21 09:25 Received: 06/16/21 17:01 Matrix: Solid

Results reported on a "dry weight" basis and are adjusted for percent moisture, sample size and any dilutions.

Parameters	Results	Units	Report Limit	MDL	DF	Prepared	Analyzed	CAS No.	Qual
8260D/5035A/5030B Volatiles	Analytical Method: EPA 8260D Preparation Method: EPA 5035A/5030B Pace Analytical Services - Charlotte								
2,2-Dichloropropane	ND	ug/kg	67.9	22.1	10	06/18/21 15:53	06/22/21 16:08	594-20-7	
1,1-Dichloropropene	ND	ug/kg	67.9	32.6	10	06/18/21 15:53	06/22/21 16:08	563-58-6	
cis-1,3-Dichloropropene	ND	ug/kg	67.9	18.5	10	06/18/21 15:53	06/22/21 16:08	10061-01-5	
trans-1,3-Dichloropropene	ND	ug/kg	67.9	23.4	10	06/18/21 15:53	06/22/21 16:08	10061-02-6	
Diisopropyl ether	**2150**	ug/kg	67.9	18.3	10	06/18/21 15:53	06/22/21 16:08	108-20-3	
Ethylbenzene	**17800**	ug/kg	67.9	31.7	10	06/18/21 15:53	06/22/21 16:08	100-41-4	
Hexachloro-1,3-butadiene	ND	ug/kg	136	111	10	06/18/21 15:53	06/22/21 16:08	87-68-3	
2-Hexanone	ND	ug/kg	679	65.5	10	06/18/21 15:53	06/22/21 16:08	591-78-6	
Isopropylbenzene (Cumene)	**1170**	ug/kg	67.9	23.1	10	06/18/21 15:53	06/22/21 16:08	98-82-8	
p-Isopropyltoluene	**1010**	ug/kg	67.9	33.4	10	06/18/21 15:53	06/22/21 16:08	99-87-6	
Methylene Chloride	ND	ug/kg	272	186	10	06/18/21 15:53	06/22/21 16:08	75-09-2	
4-Methyl-2-pentanone (MIBK)	ND	ug/kg	679	65.5	10	06/18/21 15:53	06/22/21 16:08	108-10-1	
Methyl-tert-butyl ether	ND	ug/kg	67.9	25.4	10	06/18/21 15:53	06/22/21 16:08	1634-04-4	
Naphthalene	**3380**	ug/kg	67.9	35.7	10	06/18/21 15:53	06/22/21 16:08	91-20-3	
n-Propylbenzene	ND	ug/kg	67.9	24.2	10	06/18/21 15:53	06/22/21 16:08	103-65-1	
Styrene	ND	ug/kg	67.9	17.9	10	06/18/21 15:53	06/22/21 16:08	100-42-5	
1,1,1,2-Tetrachloroethane	ND	ug/kg	67.9	26.1	10	06/18/21 15:53	06/22/21 16:08	630-20-6	
1,1,2,2-Tetrachloroethane	ND	ug/kg	67.9	17.9	10	06/18/21 15:53	06/22/21 16:08	79-34-5	
Tetrachloroethene	ND	ug/kg	67.9	21.5	10	06/18/21 15:53	06/22/21 16:08	127-18-4	
Toluene	**36800**	ug/kg	67.9	19.3	10	06/18/21 15:53	06/22/21 16:08	108-88-3	
1,2,3-Trichlorobenzene	ND	ug/kg	67.9	54.9	10	06/18/21 15:53	06/22/21 16:08	87-61-6	
1,2,4-Trichlorobenzene	ND	ug/kg	67.9	57.1	10	06/18/21 15:53	06/22/21 16:08	120-82-1	
1,1,1-Trichloroethane	ND	ug/kg	67.9	35.3	10	06/18/21 15:53	06/22/21 16:08	71-55-6	
1,1,2-Trichloroethane	ND	ug/kg	67.9	22.6	10	06/18/21 15:53	06/22/21 16:08	79-00-5	
Trichloroethene	ND	ug/kg	67.9	17.5	10	06/18/21 15:53	06/22/21 16:08	79-01-6	
Trichlorofluoromethane	ND	ug/kg	67.9	37.4	10	06/18/21 15:53	06/22/21 16:08	75-69-4	
1,2,3-Trichloropropane	ND	ug/kg	67.9	34.4	10	06/18/21 15:53	06/22/21 16:08	96-18-4	
1,2,4-Trimethylbenzene	**23200**	ug/kg	67.9	18.6	10	06/18/21 15:53	06/22/21 16:08	95-63-6	
1,3,5-Trimethylbenzene	ND	ug/kg	67.9	22.8	10	06/18/21 15:53	06/22/21 16:08	108-67-8	
Vinyl acetate	ND	ug/kg	679	49.5	10	06/18/21 15:53	06/22/21 16:08	108-05-4	
Vinyl chloride	ND	ug/kg	136	34.5	10	06/18/21 15:53	06/22/21 16:08	75-01-4	
Xylene (Total)	**99900**	ug/kg	136	38.7	10	06/18/21 15:53	06/22/21 16:08	1330-20-7	
m&p-Xylene	**71800**	ug/kg	136	46.5	10	06/18/21 15:53	06/22/21 16:08	179601-23-1	
o-Xylene	**28100**	ug/kg	67.9	30.0	10	06/18/21 15:53	06/22/21 16:08	95-47-6	
Surrogates									
Toluene-d8 (S)	103	%	70-130		10	06/18/21 15:53	06/22/21 16:08	2037-26-5	
4-Bromofluorobenzene (S)	103	%	69-134		10	06/18/21 15:53	06/22/21 16:08	460-00-4	
1,2-Dichloroethane-d4 (S)	128	%	70-130		10	06/18/21 15:53	06/22/21 16:08	17060-07-0	
Percent Moisture	Analytical Method: SW-846 Pace Analytical Services - Charlotte								
Percent Moisture	**22.6**	%	0.10	0.10	1		06/17/21 16:36		N2

REPORT OF LABORATORY ANALYSIS

This report shall not be reproduced, except in full,
without the written consent of Pace Analytical Services, LLC.

Pace Analytical Services, LLC
9800 Kincey Ave. Suite 100
Huntersville, NC 28078
(704)875-9092

ANALYTICAL RESULTS

Project: CPC Huntersville/2020-L1-2448
Pace Project No.: 92544833

Sample: AB6 2-4 **Lab ID: 92544833002** Collected: 06/16/21 09:30 Received: 06/16/21 17:01 Matrix: Solid

Results reported on a "dry weight" basis and are adjusted for percent moisture, sample size and any dilutions.

Parameters	Results	Units	Report Limit	MDL	DF	Prepared	Analyzed	CAS No.	Qual
VPH NC Soil	Analytical Method: MADEP VPH Preparation Method: MADEP VPH Pace Analytical Services - Charlotte								
Total VPH (C5-C12)	**17200**	mg/kg	142	142	40	06/26/21 11:29	06/27/21 08:40		N2
Aliphatic (C05-C08)	**11600**	mg/kg	142	142	40	06/26/21 11:29	06/27/21 08:40		N2
Aliphatic (C09-C12)	**5560**	mg/kg	142	142	40	06/26/21 11:29	06/27/21 08:40		N2
Aliphatic(C09-C12) Adjusted	**4010**	mg/kg	142	142	40	06/26/21 11:29	06/27/21 08:40		N2
Aromatic (C09-C10)	**1540**	mg/kg	142	142	40	06/26/21 11:29	06/27/21 08:40		N2
Surrogates									
4-Bromofluorobenzene (FID) (S)	106	%	70-130		40	06/26/21 11:29	06/27/21 08:40	460-00-4	
4-Bromofluorobenzene (PID) (S)	94	%	70-130		40	06/26/21 11:29	06/27/21 08:40	460-00-4	
8260D/5035A/5030B Volatiles	Analytical Method: EPA 8260D Preparation Method: EPA 5035A/5030B Pace Analytical Services - Charlotte								
Acetone	ND	ug/kg	14200	4550	100	06/18/21 15:53	06/22/21 17:03	67-64-1	
Benzene	**42400**	ug/kg	709	282	100	06/18/21 15:53	06/22/21 17:03	71-43-2	
Bromobenzene	ND	ug/kg	709	231	100	06/18/21 15:53	06/22/21 17:03	108-86-1	
Bromochloromethane	ND	ug/kg	709	210	100	06/18/21 15:53	06/22/21 17:03	74-97-5	
Bromodichloromethane	ND	ug/kg	709	274	100	06/18/21 15:53	06/22/21 17:03	75-27-4	
Bromoform	ND	ug/kg	709	249	100	06/18/21 15:53	06/22/21 17:03	75-25-2	
Bromomethane	ND	ug/kg	1420	1120	100	06/18/21 15:53	06/22/21 17:03	74-83-9	IK,v1
2-Butanone (MEK)	ND	ug/kg	14200	3400	100	06/18/21 15:53	06/22/21 17:03	78-93-3	
n-Butylbenzene	ND	ug/kg	709	334	100	06/18/21 15:53	06/22/21 17:03	104-51-8	
sec-Butylbenzene	ND	ug/kg	709	312	100	06/18/21 15:53	06/22/21 17:03	135-98-8	
tert-Butylbenzene	ND	ug/kg	709	252	100	06/18/21 15:53	06/22/21 17:03	98-06-6	
Carbon tetrachloride	ND	ug/kg	709	265	100	06/18/21 15:53	06/22/21 17:03	56-23-5	
Chlorobenzene	ND	ug/kg	709	136	100	06/18/21 15:53	06/22/21 17:03	108-90-7	
Chloroethane	ND	ug/kg	1420	547	100	06/18/21 15:53	06/22/21 17:03	75-00-3	
Chloroform	ND	ug/kg	709	431	100	06/18/21 15:53	06/22/21 17:03	67-66-3	
Chloromethane	ND	ug/kg	1420	595	100	06/18/21 15:53	06/22/21 17:03	74-87-3	
2-Chlorotoluene	ND	ug/kg	709	251	100	06/18/21 15:53	06/22/21 17:03	95-49-8	
4-Chlorotoluene	ND	ug/kg	709	125	100	06/18/21 15:53	06/22/21 17:03	106-43-4	
1,2-Dibromo-3-chloropropane	ND	ug/kg	709	275	100	06/18/21 15:53	06/22/21 17:03	96-12-8	
Dibromochloromethane	ND	ug/kg	709	398	100	06/18/21 15:53	06/22/21 17:03	124-48-1	
1,2-Dibromoethane (EDB)	ND	ug/kg	709	312	100	06/18/21 15:53	06/22/21 17:03	106-93-4	
Dibromomethane	ND	ug/kg	709	152	100	06/18/21 15:53	06/22/21 17:03	74-95-3	
1,2-Dichlorobenzene	ND	ug/kg	709	255	100	06/18/21 15:53	06/22/21 17:03	95-50-1	
1,3-Dichlorobenzene	ND	ug/kg	709	220	100	06/18/21 15:53	06/22/21 17:03	541-73-1	
1,4-Dichlorobenzene	ND	ug/kg	709	184	100	06/18/21 15:53	06/22/21 17:03	106-46-7	
Dichlorodifluoromethane	ND	ug/kg	1420	308	100	06/18/21 15:53	06/22/21 17:03	75-71-8	v2
1,1-Dichloroethane	ND	ug/kg	709	292	100	06/18/21 15:53	06/22/21 17:03	75-34-3	
1,2-Dichloroethane	ND	ug/kg	709	469	100	06/18/21 15:53	06/22/21 17:03	107-06-2	
1,1-Dichloroethene	ND	ug/kg	709	292	100	06/18/21 15:53	06/22/21 17:03	75-35-4	
cis-1,2-Dichloroethene	ND	ug/kg	709	242	100	06/18/21 15:53	06/22/21 17:03	156-59-2	
trans-1,2-Dichloroethene	ND	ug/kg	709	248	100	06/18/21 15:53	06/22/21 17:03	156-60-5	
1,2-Dichloropropane	ND	ug/kg	709	213	100	06/18/21 15:53	06/22/21 17:03	78-87-5	
1,3-Dichloropropane	ND	ug/kg	709	221	100	06/18/21 15:53	06/22/21 17:03	142-28-9	

REPORT OF LABORATORY ANALYSIS

This report shall not be reproduced, except in full,
without the written consent of Pace Analytical Services, LLC.

Pace Analytical Services, LLC
9800 Kincey Ave. Suite 100
Huntersville, NC 28078
(704)875-9092

ANALYTICAL RESULTS

Project: CPC Huntersville/2020-L1-2448
Pace Project No.: 92544833

Sample: AB6 2-4 **Lab ID: 92544833002** Collected: 06/16/21 09:30 Received: 06/16/21 17:01 Matrix: Solid

Results reported on a "dry weight" basis and are adjusted for percent moisture, sample size and any dilutions.

Parameters	Results	Units	Report Limit	MDL	DF	Prepared	Analyzed	CAS No.	Qual
8260D/5035A/5030B Volatiles	Analytical Method: EPA 8260D Preparation Method: EPA 5035A/5030B Pace Analytical Services - Charlotte								
2,2-Dichloropropane	ND	ug/kg	709	231	100	06/18/21 15:53	06/22/21 17:03	594-20-7	
1,1-Dichloropropene	ND	ug/kg	709	340	100	06/18/21 15:53	06/22/21 17:03	563-58-6	
cis-1,3-Dichloropropene	ND	ug/kg	709	193	100	06/18/21 15:53	06/22/21 17:03	10061-01-5	
trans-1,3-Dichloropropene	ND	ug/kg	709	244	100	06/18/21 15:53	06/22/21 17:03	10061-02-6	
Diisopropyl ether	**5800**	ug/kg	709	191	100	06/18/21 15:53	06/22/21 17:03	108-20-3	
Ethylbenzene	**150000**	ug/kg	709	330	100	06/18/21 15:53	06/22/21 17:03	100-41-4	
Hexachloro-1,3-butadiene	ND	ug/kg	1420	1160	100	06/18/21 15:53	06/22/21 17:03	87-68-3	
2-Hexanone	ND	ug/kg	7090	683	100	06/18/21 15:53	06/22/21 17:03	591-78-6	
Isopropylbenzene (Cumene)	**10200**	ug/kg	709	241	100	06/18/21 15:53	06/22/21 17:03	98-82-8	
p-Isopropyltoluene	**8550**	ug/kg	709	349	100	06/18/21 15:53	06/22/21 17:03	99-87-6	
Methylene Chloride	ND	ug/kg	2830	1940	100	06/18/21 15:53	06/22/21 17:03	75-09-2	
4-Methyl-2-pentanone (MIBK)	ND	ug/kg	7090	683	100	06/18/21 15:53	06/22/21 17:03	108-10-1	
Methyl-tert-butyl ether	ND	ug/kg	709	265	100	06/18/21 15:53	06/22/21 17:03	1634-04-4	
Naphthalene	**22600**	ug/kg	709	373	100	06/18/21 15:53	06/22/21 17:03	91-20-3	
n-Propylbenzene	ND	ug/kg	709	252	100	06/18/21 15:53	06/22/21 17:03	103-65-1	
Styrene	ND	ug/kg	709	187	100	06/18/21 15:53	06/22/21 17:03	100-42-5	
1,1,1,2-Tetrachloroethane	ND	ug/kg	709	272	100	06/18/21 15:53	06/22/21 17:03	630-20-6	
1,1,2,2-Tetrachloroethane	ND	ug/kg	709	187	100	06/18/21 15:53	06/22/21 17:03	79-34-5	
Tetrachloroethene	ND	ug/kg	709	224	100	06/18/21 15:53	06/22/21 17:03	127-18-4	
Toluene	**424000**	ug/kg	709	201	100	06/18/21 15:53	06/22/21 17:03	108-88-3	
1,2,3-Trichlorobenzene	ND	ug/kg	709	573	100	06/18/21 15:53	06/22/21 17:03	87-61-6	
1,2,4-Trichlorobenzene	ND	ug/kg	709	595	100	06/18/21 15:53	06/22/21 17:03	120-82-1	
1,1,1-Trichloroethane	ND	ug/kg	709	368	100	06/18/21 15:53	06/22/21 17:03	71-55-6	
1,1,2-Trichloroethane	ND	ug/kg	709	235	100	06/18/21 15:53	06/22/21 17:03	79-00-5	
Trichloroethene	ND	ug/kg	709	183	100	06/18/21 15:53	06/22/21 17:03	79-01-6	
Trichlorofluoromethane	ND	ug/kg	709	390	100	06/18/21 15:53	06/22/21 17:03	75-69-4	
1,2,3-Trichloropropane	ND	ug/kg	709	359	100	06/18/21 15:53	06/22/21 17:03	96-18-4	
1,2,4-Trimethylbenzene	**187000**	ug/kg	709	194	100	06/18/21 15:53	06/22/21 17:03	95-63-6	
1,3,5-Trimethylbenzene	ND	ug/kg	709	238	100	06/18/21 15:53	06/22/21 17:03	108-67-8	
Vinyl acetate	ND	ug/kg	7090	516	100	06/18/21 15:53	06/22/21 17:03	108-05-4	
Vinyl chloride	ND	ug/kg	1420	360	100	06/18/21 15:53	06/22/21 17:03	75-01-4	
Xylene (Total)	**789000**	ug/kg	1420	404	100	06/18/21 15:53	06/22/21 17:03	1330-20-7	
m&p-Xylene	**566000**	ug/kg	1420	485	100	06/18/21 15:53	06/22/21 17:03	179601-23-1	
o-Xylene	**224000**	ug/kg	709	313	100	06/18/21 15:53	06/22/21 17:03	95-47-6	
Surrogates									
Toluene-d8 (S)	102	%	70-130		100	06/18/21 15:53	06/22/21 17:03	2037-26-5	
4-Bromofluorobenzene (S)	103	%	69-134		100	06/18/21 15:53	06/22/21 17:03	460-00-4	
1,2-Dichloroethane-d4 (S)	125	%	70-130		100	06/18/21 15:53	06/22/21 17:03	17060-07-0	
Percent Moisture	Analytical Method: SW-846 Pace Analytical Services - Charlotte								
Percent Moisture	**22.3**	%	0.10	0.10	1		06/17/21 16:36		N2

REPORT OF LABORATORY ANALYSIS

This report shall not be reproduced, except in full,
without the written consent of Pace Analytical Services, LLC.

Pace Analytical Services, LLC
9800 Kincey Ave. Suite 100
Huntersville, NC 28078
(704)875-9092

ANALYTICAL RESULTS

Project: CPC Huntersville/2020-L1-2448
Pace Project No.: 92544833

Sample: AA6 0-2 **Lab ID: 92544833003** Collected: 06/16/21 10:30 Received: 06/16/21 17:01 Matrix: Solid

Results reported on a "dry weight" basis and are adjusted for percent moisture, sample size and any dilutions.

Parameters	Results	Units	Report Limit	MDL	DF	Prepared	Analyzed	CAS No.	Qual
VPH NC Soil	Analytical Method: MADEP VPH Preparation Method: MADEP VPH Pace Analytical Services - Charlotte								
Total VPH (C5-C12)	**1010**	mg/kg	12.6	12.6	4	06/18/21 13:04	06/24/21 07:19		N2
Aliphatic (C05-C08)	**391**	mg/kg	12.6	12.6	4	06/18/21 13:04	06/24/21 07:19		N2
Aliphatic (C09-C12)	**624**	mg/kg	12.6	12.6	4	06/18/21 13:04	06/24/21 07:19		N2
Aliphatic(C09-C12) Adjusted	**402**	mg/kg	12.6	12.6	4	06/18/21 13:04	06/24/21 07:19		N2
Aromatic (C09-C10)	**222**	mg/kg	12.6	12.6	4	06/18/21 13:04	06/24/21 07:19		N2
Surrogates									
4-Bromofluorobenzene (FID) (S)	122	%	70-130		4	06/18/21 13:04	06/24/21 07:19	460-00-4	
4-Bromofluorobenzene (PID) (S)	106	%	70-130		4	06/18/21 13:04	06/24/21 07:19	460-00-4	
8260D/5035A/5030B Volatiles	Analytical Method: EPA 8260D Preparation Method: EPA 5035A/5030B Pace Analytical Services - Charlotte								
Acetone	**9390**	ug/kg	3000	962	25	06/18/21 15:53	06/22/21 16:26	67-64-1	
Benzene	**2140**	ug/kg	150	59.6	25	06/18/21 15:53	06/22/21 16:26	71-43-2	
Bromobenzene	ND	ug/kg	150	48.9	25	06/18/21 15:53	06/22/21 16:26	108-86-1	
Bromochloromethane	ND	ug/kg	150	44.4	25	06/18/21 15:53	06/22/21 16:26	74-97-5	
Bromodichloromethane	ND	ug/kg	150	57.8	25	06/18/21 15:53	06/22/21 16:26	75-27-4	
Bromoform	ND	ug/kg	150	52.8	25	06/18/21 15:53	06/22/21 16:26	75-25-2	
Bromomethane	ND	ug/kg	300	237	25	06/18/21 15:53	06/22/21 16:26	74-83-9	IK,v1
2-Butanone (MEK)	ND	ug/kg	3000	719	25	06/18/21 15:53	06/22/21 16:26	78-93-3	
n-Butylbenzene	ND	ug/kg	150	70.7	25	06/18/21 15:53	06/22/21 16:26	104-51-8	
sec-Butylbenzene	ND	ug/kg	150	65.9	25	06/18/21 15:53	06/22/21 16:26	135-98-8	
tert-Butylbenzene	ND	ug/kg	150	53.4	25	06/18/21 15:53	06/22/21 16:26	98-06-6	
Carbon tetrachloride	ND	ug/kg	150	56.1	25	06/18/21 15:53	06/22/21 16:26	56-23-5	
Chlorobenzene	**105J**	ug/kg	150	28.8	25	06/18/21 15:53	06/22/21 16:26	108-90-7	
Chloroethane	ND	ug/kg	300	116	25	06/18/21 15:53	06/22/21 16:26	75-00-3	
Chloroform	ND	ug/kg	150	91.1	25	06/18/21 15:53	06/22/21 16:26	67-66-3	
Chloromethane	ND	ug/kg	300	126	25	06/18/21 15:53	06/22/21 16:26	74-87-3	
2-Chlorotoluene	ND	ug/kg	150	53.1	25	06/18/21 15:53	06/22/21 16:26	95-49-8	
4-Chlorotoluene	ND	ug/kg	150	26.5	25	06/18/21 15:53	06/22/21 16:26	106-43-4	
1,2-Dibromo-3-chloropropane	ND	ug/kg	150	58.1	25	06/18/21 15:53	06/22/21 16:26	96-12-8	
Dibromochloromethane	ND	ug/kg	150	84.2	25	06/18/21 15:53	06/22/21 16:26	124-48-1	
1,2-Dibromoethane (EDB)	ND	ug/kg	150	65.9	25	06/18/21 15:53	06/22/21 16:26	106-93-4	
Dibromomethane	ND	ug/kg	150	32.1	25	06/18/21 15:53	06/22/21 16:26	74-95-3	
1,2-Dichlorobenzene	ND	ug/kg	150	54.0	25	06/18/21 15:53	06/22/21 16:26	95-50-1	
1,3-Dichlorobenzene	ND	ug/kg	150	46.5	25	06/18/21 15:53	06/22/21 16:26	541-73-1	
1,4-Dichlorobenzene	ND	ug/kg	150	39.0	25	06/18/21 15:53	06/22/21 16:26	106-46-7	
Dichlorodifluoromethane	ND	ug/kg	300	65.0	25	06/18/21 15:53	06/22/21 16:26	75-71-8	v2
1,1-Dichloroethane	ND	ug/kg	150	61.7	25	06/18/21 15:53	06/22/21 16:26	75-34-3	
1,2-Dichloroethane	ND	ug/kg	150	99.2	25	06/18/21 15:53	06/22/21 16:26	107-06-2	
1,1-Dichloroethene	ND	ug/kg	150	61.7	25	06/18/21 15:53	06/22/21 16:26	75-35-4	
cis-1,2-Dichloroethene	ND	ug/kg	150	51.3	25	06/18/21 15:53	06/22/21 16:26	156-59-2	
trans-1,2-Dichloroethene	ND	ug/kg	150	52.5	25	06/18/21 15:53	06/22/21 16:26	156-60-5	
1,2-Dichloropropane	ND	ug/kg	150	45.0	25	06/18/21 15:53	06/22/21 16:26	78-87-5	
1,3-Dichloropropane	ND	ug/kg	150	46.8	25	06/18/21 15:53	06/22/21 16:26	142-28-9	

REPORT OF LABORATORY ANALYSIS

This report shall not be reproduced, except in full,
without the written consent of Pace Analytical Services, LLC.

Pace Analytical Services, LLC
9800 Kincey Ave. Suite 100
Huntersville, NC 28078
(704)875-9092

ANALYTICAL RESULTS

Project: CPC Huntersville/2020-L1-2448
Pace Project No.: 92544833

Sample: AA6 0-2 **Lab ID: 92544833003** Collected: 06/16/21 10:30 Received: 06/16/21 17:01 Matrix: Solid

Results reported on a "dry weight" basis and are adjusted for percent moisture, sample size and any dilutions.

Parameters	Results	Units	Report Limit	MDL	DF	Prepared	Analyzed	CAS No.	Qual
8260D/5035A/5030B Volatiles	Analytical Method: EPA 8260D Preparation Method: EPA 5035A/5030B Pace Analytical Services - Charlotte								
2,2-Dichloropropane	ND	ug/kg	150	48.9	25	06/18/21 15:53	06/22/21 16:26	594-20-7	
1,1-Dichloropropene	ND	ug/kg	150	71.9	25	06/18/21 15:53	06/22/21 16:26	563-58-6	
cis-1,3-Dichloropropene	ND	ug/kg	150	40.8	25	06/18/21 15:53	06/22/21 16:26	10061-01-5	
trans-1,3-Dichloropropene	ND	ug/kg	150	51.6	25	06/18/21 15:53	06/22/21 16:26	10061-02-6	
Diisopropyl ether	**1740**	ug/kg	150	40.5	25	06/18/21 15:53	06/22/21 16:26	108-20-3	
Ethylbenzene	**7540**	ug/kg	150	69.8	25	06/18/21 15:53	06/22/21 16:26	100-41-4	
Hexachloro-1,3-butadiene	ND	ug/kg	300	245	25	06/18/21 15:53	06/22/21 16:26	87-68-3	
2-Hexanone	ND	ug/kg	1500	144	25	06/18/21 15:53	06/22/21 16:26	591-78-6	
Isopropylbenzene (Cumene)	ND	ug/kg	150	51.0	25	06/18/21 15:53	06/22/21 16:26	98-82-8	
p-Isopropyltoluene	**4200**	ug/kg	150	73.7	25	06/18/21 15:53	06/22/21 16:26	99-87-6	
Methylene Chloride	ND	ug/kg	599	411	25	06/18/21 15:53	06/22/21 16:26	75-09-2	
4-Methyl-2-pentanone (MIBK)	ND	ug/kg	1500	144	25	06/18/21 15:53	06/22/21 16:26	108-10-1	
Methyl-tert-butyl ether	ND	ug/kg	150	56.1	25	06/18/21 15:53	06/22/21 16:26	1634-04-4	
Naphthalene	**15600**	ug/kg	150	78.8	25	06/18/21 15:53	06/22/21 16:26	91-20-3	
n-Propylbenzene	ND	ug/kg	150	53.4	25	06/18/21 15:53	06/22/21 16:26	103-65-1	
Styrene	ND	ug/kg	150	39.6	25	06/18/21 15:53	06/22/21 16:26	100-42-5	
1,1,1,2-Tetrachloroethane	ND	ug/kg	150	57.6	25	06/18/21 15:53	06/22/21 16:26	630-20-6	
1,1,2,2-Tetrachloroethane	ND	ug/kg	150	39.6	25	06/18/21 15:53	06/22/21 16:26	79-34-5	
Tetrachloroethene	ND	ug/kg	150	47.4	25	06/18/21 15:53	06/22/21 16:26	127-18-4	
Toluene	**27200**	ug/kg	150	42.6	25	06/18/21 15:53	06/22/21 16:26	108-88-3	
1,2,3-Trichlorobenzene	ND	ug/kg	150	121	25	06/18/21 15:53	06/22/21 16:26	87-61-6	
1,2,4-Trichlorobenzene	ND	ug/kg	150	126	25	06/18/21 15:53	06/22/21 16:26	120-82-1	
1,1,1-Trichloroethane	ND	ug/kg	150	77.9	25	06/18/21 15:53	06/22/21 16:26	71-55-6	
1,1,2-Trichloroethane	ND	ug/kg	150	49.8	25	06/18/21 15:53	06/22/21 16:26	79-00-5	
Trichloroethene	ND	ug/kg	150	38.7	25	06/18/21 15:53	06/22/21 16:26	79-01-6	
Trichlorofluoromethane	ND	ug/kg	150	82.4	25	06/18/21 15:53	06/22/21 16:26	75-69-4	
1,2,3-Trichloropropane	ND	ug/kg	150	75.8	25	06/18/21 15:53	06/22/21 16:26	96-18-4	
1,2,4-Trimethylbenzene	**84900**	ug/kg	150	41.1	25	06/18/21 15:53	06/22/21 16:26	95-63-6	
1,3,5-Trimethylbenzene	**30600**	ug/kg	150	50.4	25	06/18/21 15:53	06/22/21 16:26	108-67-8	
Vinyl acetate	ND	ug/kg	1500	109	25	06/18/21 15:53	06/22/21 16:26	108-05-4	
Vinyl chloride	ND	ug/kg	300	76.1	25	06/18/21 15:53	06/22/21 16:26	75-01-4	
Xylene (Total)	**285000**	ug/kg	300	85.4	25	06/18/21 15:53	06/22/21 16:26	1330-20-7	
m&p-Xylene	**175000**	ug/kg	300	103	25	06/18/21 15:53	06/22/21 16:26	179601-23-1	
o-Xylene	**109000**	ug/kg	150	66.2	25	06/18/21 15:53	06/22/21 16:26	95-47-6	
Surrogates									
Toluene-d8 (S)	103	%	70-130		25	06/18/21 15:53	06/22/21 16:26	2037-26-5	
4-Bromofluorobenzene (S)	102	%	69-134		25	06/18/21 15:53	06/22/21 16:26	460-00-4	
1,2-Dichloroethane-d4 (S)	125	%	70-130		25	06/18/21 15:53	06/22/21 16:26	17060-07-0	
Percent Moisture	Analytical Method: SW-846 Pace Analytical Services - Charlotte								
Percent Moisture	**17.8**	%	0.10	0.10	1		06/17/21 16:36		N2

REPORT OF LABORATORY ANALYSIS

This report shall not be reproduced, except in full,
without the written consent of Pace Analytical Services, LLC.

Pace Analytical Services, LLC
9800 Kincey Ave. Suite 100
Huntersville, NC 28078
(704)875-9092

ANALYTICAL RESULTS

Project: CPC Huntersville/2020-L1-2448
Pace Project No.: 92544833

Sample: AA6 2-4 **Lab ID: 92544833004** Collected: 06/16/21 10:35 Received: 06/16/21 17:01 Matrix: Solid

Results reported on a "dry weight" basis and are adjusted for percent moisture, sample size and any dilutions.

Parameters	Results	Units	Report Limit	MDL	DF	Prepared	Analyzed	CAS No.	Qual
VPH NC Soil	Analytical Method: MADEP VPH Preparation Method: MADEP VPH Pace Analytical Services - Charlotte								
Total VPH (C5-C12)	**32100**	mg/kg	167	167	50	06/25/21 14:12	06/26/21 07:00		N2
Aliphatic (C05-C08)	**24200**	mg/kg	167	167	50	06/25/21 14:12	06/26/21 07:00		N2
Aliphatic (C09-C12)	**7880**	mg/kg	167	167	50	06/25/21 14:12	06/26/21 07:00		N2
Aliphatic(C09-C12) Adjusted	**6060**	mg/kg	167	167	50	06/25/21 14:12	06/26/21 07:00		N2
Aromatic (C09-C10)	**1820**	mg/kg	167	167	50	06/25/21 14:12	06/26/21 07:00		N2
Surrogates									
4-Bromofluorobenzene (FID) (S)	112	%	70-130		50	06/25/21 14:12	06/26/21 07:00	460-00-4	
4-Bromofluorobenzene (PID) (S)	96	%	70-130		50	06/25/21 14:12	06/26/21 07:00	460-00-4	
8260D/5035A/5030B Volatiles	Analytical Method: EPA 8260D Preparation Method: EPA 5035A/5030B Pace Analytical Services - Charlotte								
Acetone	ND	ug/kg	13200	4230	100	06/18/21 15:53	06/22/21 17:22	67-64-1	
Benzene	**67500**	ug/kg	658	262	100	06/18/21 15:53	06/22/21 17:22	71-43-2	
Bromobenzene	ND	ug/kg	658	215	100	06/18/21 15:53	06/22/21 17:22	108-86-1	
Bromochloromethane	ND	ug/kg	658	195	100	06/18/21 15:53	06/22/21 17:22	74-97-5	
Bromodichloromethane	ND	ug/kg	658	254	100	06/18/21 15:53	06/22/21 17:22	75-27-4	
Bromoform	ND	ug/kg	658	232	100	06/18/21 15:53	06/22/21 17:22	75-25-2	
Bromomethane	ND	ug/kg	1320	1040	100	06/18/21 15:53	06/22/21 17:22	74-83-9	IK,v1
2-Butanone (MEK)	ND	ug/kg	13200	3160	100	06/18/21 15:53	06/22/21 17:22	78-93-3	
n-Butylbenzene	ND	ug/kg	658	311	100	06/18/21 15:53	06/22/21 17:22	104-51-8	
sec-Butylbenzene	ND	ug/kg	658	290	100	06/18/21 15:53	06/22/21 17:22	135-98-8	
tert-Butylbenzene	ND	ug/kg	658	234	100	06/18/21 15:53	06/22/21 17:22	98-06-6	
Carbon tetrachloride	ND	ug/kg	658	246	100	06/18/21 15:53	06/22/21 17:22	56-23-5	
Chlorobenzene	ND	ug/kg	658	126	100	06/18/21 15:53	06/22/21 17:22	108-90-7	
Chloroethane	ND	ug/kg	1320	508	100	06/18/21 15:53	06/22/21 17:22	75-00-3	
Chloroform	ND	ug/kg	658	400	100	06/18/21 15:53	06/22/21 17:22	67-66-3	
Chloromethane	ND	ug/kg	1320	553	100	06/18/21 15:53	06/22/21 17:22	74-87-3	
2-Chlorotoluene	ND	ug/kg	658	233	100	06/18/21 15:53	06/22/21 17:22	95-49-8	
4-Chlorotoluene	ND	ug/kg	658	117	100	06/18/21 15:53	06/22/21 17:22	106-43-4	
1,2-Dibromo-3-chloropropane	ND	ug/kg	658	255	100	06/18/21 15:53	06/22/21 17:22	96-12-8	
Dibromochloromethane	ND	ug/kg	658	370	100	06/18/21 15:53	06/22/21 17:22	124-48-1	
1,2-Dibromoethane (EDB)	ND	ug/kg	658	290	100	06/18/21 15:53	06/22/21 17:22	106-93-4	
Dibromomethane	ND	ug/kg	658	141	100	06/18/21 15:53	06/22/21 17:22	74-95-3	
1,2-Dichlorobenzene	ND	ug/kg	658	237	100	06/18/21 15:53	06/22/21 17:22	95-50-1	
1,3-Dichlorobenzene	ND	ug/kg	658	204	100	06/18/21 15:53	06/22/21 17:22	541-73-1	
1,4-Dichlorobenzene	ND	ug/kg	658	171	100	06/18/21 15:53	06/22/21 17:22	106-46-7	
Dichlorodifluoromethane	ND	ug/kg	1320	286	100	06/18/21 15:53	06/22/21 17:22	75-71-8	v2
1,1-Dichloroethane	ND	ug/kg	658	271	100	06/18/21 15:53	06/22/21 17:22	75-34-3	
1,2-Dichloroethane	ND	ug/kg	658	436	100	06/18/21 15:53	06/22/21 17:22	107-06-2	
1,1-Dichloroethene	ND	ug/kg	658	271	100	06/18/21 15:53	06/22/21 17:22	75-35-4	
cis-1,2-Dichloroethene	ND	ug/kg	658	225	100	06/18/21 15:53	06/22/21 17:22	156-59-2	
trans-1,2-Dichloroethene	ND	ug/kg	658	230	100	06/18/21 15:53	06/22/21 17:22	156-60-5	
1,2-Dichloropropane	ND	ug/kg	658	197	100	06/18/21 15:53	06/22/21 17:22	78-87-5	
1,3-Dichloropropane	ND	ug/kg	658	205	100	06/18/21 15:53	06/22/21 17:22	142-28-9	

REPORT OF LABORATORY ANALYSIS

This report shall not be reproduced, except in full,
without the written consent of Pace Analytical Services, LLC.

Pace Analytical Services, LLC
9800 Kincey Ave. Suite 100
Huntersville, NC 28078
(704)875-9092

ANALYTICAL RESULTS

Project: CPC Huntersville/2020-L1-2448
Pace Project No.: 92544833

Sample: AA6 2-4 **Lab ID: 92544833004** Collected: 06/16/21 10:35 Received: 06/16/21 17:01 Matrix: Solid

Results reported on a "dry weight" basis and are adjusted for percent moisture, sample size and any dilutions.

Parameters	Results	Units	Report Limit	MDL	DF	Prepared	Analyzed	CAS No.	Qual
8260D/5035A/5030B Volatiles	Analytical Method: EPA 8260D Preparation Method: EPA 5035A/5030B Pace Analytical Services - Charlotte								
2,2-Dichloropropane	ND	ug/kg	658	215	100	06/18/21 15:53	06/22/21 17:22	594-20-7	
1,1-Dichloropropene	ND	ug/kg	658	316	100	06/18/21 15:53	06/22/21 17:22	563-58-6	
cis-1,3-Dichloropropene	ND	ug/kg	658	179	100	06/18/21 15:53	06/22/21 17:22	10061-01-5	
trans-1,3-Dichloropropene	ND	ug/kg	658	226	100	06/18/21 15:53	06/22/21 17:22	10061-02-6	
Diisopropyl ether	**29500**	ug/kg	658	178	100	06/18/21 15:53	06/22/21 17:22	108-20-3	
Ethylbenzene	**192000**	ug/kg	658	307	100	06/18/21 15:53	06/22/21 17:22	100-41-4	
Hexachloro-1,3-butadiene	ND	ug/kg	1320	1080	100	06/18/21 15:53	06/22/21 17:22	87-68-3	
2-Hexanone	ND	ug/kg	6580	635	100	06/18/21 15:53	06/22/21 17:22	591-78-6	
Isopropylbenzene (Cumene)	**9160**	ug/kg	658	224	100	06/18/21 15:53	06/22/21 17:22	98-82-8	
p-Isopropyltoluene	ND	ug/kg	658	324	100	06/18/21 15:53	06/22/21 17:22	99-87-6	
Methylene Chloride	ND	ug/kg	2630	1800	100	06/18/21 15:53	06/22/21 17:22	75-09-2	
4-Methyl-2-pentanone (MIBK)	ND	ug/kg	6580	635	100	06/18/21 15:53	06/22/21 17:22	108-10-1	
Methyl-tert-butyl ether	ND	ug/kg	658	246	100	06/18/21 15:53	06/22/21 17:22	1634-04-4	
Naphthalene	**28800**	ug/kg	658	346	100	06/18/21 15:53	06/22/21 17:22	91-20-3	
n-Propylbenzene	ND	ug/kg	658	234	100	06/18/21 15:53	06/22/21 17:22	103-65-1	
Styrene	ND	ug/kg	658	174	100	06/18/21 15:53	06/22/21 17:22	100-42-5	
1,1,1,2-Tetrachloroethane	ND	ug/kg	658	253	100	06/18/21 15:53	06/22/21 17:22	630-20-6	
1,1,2,2-Tetrachloroethane	ND	ug/kg	658	174	100	06/18/21 15:53	06/22/21 17:22	79-34-5	
Tetrachloroethene	ND	ug/kg	658	208	100	06/18/21 15:53	06/22/21 17:22	127-18-4	
Toluene	**482000**	ug/kg	658	187	100	06/18/21 15:53	06/22/21 17:22	108-88-3	
1,2,3-Trichlorobenzene	ND	ug/kg	658	532	100	06/18/21 15:53	06/22/21 17:22	87-61-6	
1,2,4-Trichlorobenzene	ND	ug/kg	658	553	100	06/18/21 15:53	06/22/21 17:22	120-82-1	
1,1,1-Trichloroethane	ND	ug/kg	658	342	100	06/18/21 15:53	06/22/21 17:22	71-55-6	
1,1,2-Trichloroethane	ND	ug/kg	658	219	100	06/18/21 15:53	06/22/21 17:22	79-00-5	
Trichloroethene	ND	ug/kg	658	170	100	06/18/21 15:53	06/22/21 17:22	79-01-6	
Trichlorofluoromethane	ND	ug/kg	658	362	100	06/18/21 15:53	06/22/21 17:22	75-69-4	
1,2,3-Trichloropropane	ND	ug/kg	658	333	100	06/18/21 15:53	06/22/21 17:22	96-18-4	
1,2,4-Trimethylbenzene	**175000**	ug/kg	658	180	100	06/18/21 15:53	06/22/21 17:22	95-63-6	
1,3,5-Trimethylbenzene	**52800**	ug/kg	658	221	100	06/18/21 15:53	06/22/21 17:22	108-67-8	
Vinyl acetate	ND	ug/kg	6580	479	100	06/18/21 15:53	06/22/21 17:22	108-05-4	
Vinyl chloride	ND	ug/kg	1320	334	100	06/18/21 15:53	06/22/21 17:22	75-01-4	
Xylene (Total)	**1040000**	ug/kg	1320	375	100	06/18/21 15:53	06/22/21 17:22	1330-20-7	
m&p-Xylene	**751000**	ug/kg	1320	450	100	06/18/21 15:53	06/22/21 17:22	179601-23-1	
o-Xylene	**285000**	ug/kg	658	291	100	06/18/21 15:53	06/22/21 17:22	95-47-6	
Surrogates									
Toluene-d8 (S)	101	%	70-130		100	06/18/21 15:53	06/22/21 17:22	2037-26-5	
4-Bromofluorobenzene (S)	102	%	69-134		100	06/18/21 15:53	06/22/21 17:22	460-00-4	
1,2-Dichloroethane-d4 (S)	126	%	70-130		100	06/18/21 15:53	06/22/21 17:22	17060-07-0	
Percent Moisture	Analytical Method: SW-846 Pace Analytical Services - Charlotte								
Percent Moisture	**18.1**	%	0.10	0.10	1		06/17/21 16:37		N2

REPORT OF LABORATORY ANALYSIS

This report shall not be reproduced, except in full,
without the written consent of Pace Analytical Services, LLC.

Pace Analytical Services, LLC
9800 Kincey Ave. Suite 100
Huntersville, NC 28078
(704)875-9092

ANALYTICAL RESULTS

Project: CPC Huntersville/2020-L1-2448
Pace Project No.: 92544833

Sample: AB7 0-2 **Lab ID: 92544833005** Collected: 06/16/21 11:30 Received: 06/16/21 17:01 Matrix: Solid

Results reported on a "dry weight" basis and are adjusted for percent moisture, sample size and any dilutions.

Parameters	Results	Units	Report Limit	MDL	DF	Prepared	Analyzed	CAS No.	Qual
VPH NC Soil	Analytical Method: MADEP VPH Preparation Method: MADEP VPH Pace Analytical Services - Charlotte								
Total VPH (C5-C12)	ND	mg/kg	3.4	3.4	1	06/18/21 13:04	06/23/21 20:25		N2
Aliphatic (C05-C08)	ND	mg/kg	3.4	3.4	1	06/18/21 13:04	06/23/21 20:25		N2
Aliphatic (C09-C12)	ND	mg/kg	3.4	3.4	1	06/18/21 13:04	06/23/21 20:25		N2
Aliphatic(C09-C12) Adjusted	ND	mg/kg	3.4	3.4	1	06/18/21 13:04	06/23/21 20:25		N2
Aromatic (C09-C10)	ND	mg/kg	3.4	3.4	1	06/18/21 13:04	06/23/21 20:25		N2
Surrogates									
4-Bromofluorobenzene (FID) (S)	107	%	70-130		1	06/18/21 13:04	06/23/21 20:25	460-00-4	
4-Bromofluorobenzene (PID) (S)	109	%	70-130		1	06/18/21 13:04	06/23/21 20:25	460-00-4	
8260D/5035A/5030B Volatiles	Analytical Method: EPA 8260D Preparation Method: EPA 5035A/5030B Pace Analytical Services - Charlotte								
Acetone	ND	ug/kg	138	44.3	1	06/17/21 13:55	06/17/21 17:59	67-64-1	
Benzene	**116**	ug/kg	6.9	2.7	1	06/17/21 13:55	06/17/21 17:59	71-43-2	
Bromobenzene	ND	ug/kg	6.9	2.2	1	06/17/21 13:55	06/17/21 17:59	108-86-1	
Bromochloromethane	ND	ug/kg	6.9	2.0	1	06/17/21 13:55	06/17/21 17:59	74-97-5	
Bromodichloromethane	ND	ug/kg	6.9	2.7	1	06/17/21 13:55	06/17/21 17:59	75-27-4	
Bromoform	ND	ug/kg	6.9	2.4	1	06/17/21 13:55	06/17/21 17:59	75-25-2	
Bromomethane	ND	ug/kg	13.8	10.9	1	06/17/21 13:55	06/17/21 17:59	74-83-9	IK,L1,v1
2-Butanone (MEK)	ND	ug/kg	138	33.1	1	06/17/21 13:55	06/17/21 17:59	78-93-3	
n-Butylbenzene	ND	ug/kg	6.9	3.3	1	06/17/21 13:55	06/17/21 17:59	104-51-8	
sec-Butylbenzene	ND	ug/kg	6.9	3.0	1	06/17/21 13:55	06/17/21 17:59	135-98-8	
tert-Butylbenzene	ND	ug/kg	6.9	2.5	1	06/17/21 13:55	06/17/21 17:59	98-06-6	
Carbon tetrachloride	ND	ug/kg	6.9	2.6	1	06/17/21 13:55	06/17/21 17:59	56-23-5	
Chlorobenzene	ND	ug/kg	6.9	1.3	1	06/17/21 13:55	06/17/21 17:59	108-90-7	
Chloroethane	ND	ug/kg	13.8	5.3	1	06/17/21 13:55	06/17/21 17:59	75-00-3	
Chloroform	ND	ug/kg	6.9	4.2	1	06/17/21 13:55	06/17/21 17:59	67-66-3	
Chloromethane	ND	ug/kg	13.8	5.8	1	06/17/21 13:55	06/17/21 17:59	74-87-3	
2-Chlorotoluene	ND	ug/kg	6.9	2.4	1	06/17/21 13:55	06/17/21 17:59	95-49-8	
4-Chlorotoluene	ND	ug/kg	6.9	1.2	1	06/17/21 13:55	06/17/21 17:59	106-43-4	
1,2-Dibromo-3-chloropropane	ND	ug/kg	6.9	2.7	1	06/17/21 13:55	06/17/21 17:59	96-12-8	
Dibromochloromethane	ND	ug/kg	6.9	3.9	1	06/17/21 13:55	06/17/21 17:59	124-48-1	
1,2-Dibromoethane (EDB)	ND	ug/kg	6.9	3.0	1	06/17/21 13:55	06/17/21 17:59	106-93-4	
Dibromomethane	ND	ug/kg	6.9	1.5	1	06/17/21 13:55	06/17/21 17:59	74-95-3	
1,2-Dichlorobenzene	ND	ug/kg	6.9	2.5	1	06/17/21 13:55	06/17/21 17:59	95-50-1	
1,3-Dichlorobenzene	ND	ug/kg	6.9	2.1	1	06/17/21 13:55	06/17/21 17:59	541-73-1	
1,4-Dichlorobenzene	ND	ug/kg	6.9	1.8	1	06/17/21 13:55	06/17/21 17:59	106-46-7	
Dichlorodifluoromethane	ND	ug/kg	13.8	3.0	1	06/17/21 13:55	06/17/21 17:59	75-71-8	
1,1-Dichloroethane	ND	ug/kg	6.9	2.8	1	06/17/21 13:55	06/17/21 17:59	75-34-3	
1,2-Dichloroethane	ND	ug/kg	6.9	4.6	1	06/17/21 13:55	06/17/21 17:59	107-06-2	
1,1-Dichloroethene	ND	ug/kg	6.9	2.8	1	06/17/21 13:55	06/17/21 17:59	75-35-4	
cis-1,2-Dichloroethene	ND	ug/kg	6.9	2.4	1	06/17/21 13:55	06/17/21 17:59	156-59-2	
trans-1,2-Dichloroethene	ND	ug/kg	6.9	2.4	1	06/17/21 13:55	06/17/21 17:59	156-60-5	
1,2-Dichloropropane	ND	ug/kg	6.9	2.1	1	06/17/21 13:55	06/17/21 17:59	78-87-5	
1,3-Dichloropropane	ND	ug/kg	6.9	2.2	1	06/17/21 13:55	06/17/21 17:59	142-28-9	

REPORT OF LABORATORY ANALYSIS

This report shall not be reproduced, except in full,
without the written consent of Pace Analytical Services, LLC.

Pace Analytical Services, LLC
9800 Kincey Ave. Suite 100
Huntersville, NC 28078
(704)875-9092

ANALYTICAL RESULTS

Project: CPC Huntersville/2020-L1-2448
Pace Project No.: 92544833

Sample: AB7 0-2 **Lab ID: 92544833005** Collected: 06/16/21 11:30 Received: 06/16/21 17:01 Matrix: Solid

Results reported on a "dry weight" basis and are adjusted for percent moisture, sample size and any dilutions.

Parameters	Results	Units	Report Limit	MDL	DF	Prepared	Analyzed	CAS No.	Qual
8260D/5035A/5030B Volatiles	Analytical Method: EPA 8260D Preparation Method: EPA 5035A/5030B Pace Analytical Services - Charlotte								
2,2-Dichloropropane	ND	ug/kg	6.9	2.2	1	06/17/21 13:55	06/17/21 17:59	594-20-7	
1,1-Dichloropropene	ND	ug/kg	6.9	3.3	1	06/17/21 13:55	06/17/21 17:59	563-58-6	
cis-1,3-Dichloropropene	ND	ug/kg	6.9	1.9	1	06/17/21 13:55	06/17/21 17:59	10061-01-5	
trans-1,3-Dichloropropene	ND	ug/kg	6.9	2.4	1	06/17/21 13:55	06/17/21 17:59	10061-02-6	
Diisopropyl ether	**4.1J**	ug/kg	6.9	1.9	1	06/17/21 13:55	06/17/21 17:59	108-20-3	
Ethylbenzene	**8.4**	ug/kg	6.9	3.2	1	06/17/21 13:55	06/17/21 17:59	100-41-4	
Hexachloro-1,3-butadiene	ND	ug/kg	13.8	11.3	1	06/17/21 13:55	06/17/21 17:59	87-68-3	
2-Hexanone	ND	ug/kg	69.0	6.7	1	06/17/21 13:55	06/17/21 17:59	591-78-6	
Isopropylbenzene (Cumene)	ND	ug/kg	6.9	2.3	1	06/17/21 13:55	06/17/21 17:59	98-82-8	
p-Isopropyltoluene	ND	ug/kg	6.9	3.4	1	06/17/21 13:55	06/17/21 17:59	99-87-6	
Methylene Chloride	ND	ug/kg	27.6	18.9	1	06/17/21 13:55	06/17/21 17:59	75-09-2	
4-Methyl-2-pentanone (MIBK)	ND	ug/kg	69.0	6.7	1	06/17/21 13:55	06/17/21 17:59	108-10-1	
Methyl-tert-butyl ether	ND	ug/kg	6.9	2.6	1	06/17/21 13:55	06/17/21 17:59	1634-04-4	
Naphthalene	ND	ug/kg	6.9	3.6	1	06/17/21 13:55	06/17/21 17:59	91-20-3	
n-Propylbenzene	ND	ug/kg	6.9	2.5	1	06/17/21 13:55	06/17/21 17:59	103-65-1	
Styrene	ND	ug/kg	6.9	1.8	1	06/17/21 13:55	06/17/21 17:59	100-42-5	
1,1,1,2-Tetrachloroethane	ND	ug/kg	6.9	2.6	1	06/17/21 13:55	06/17/21 17:59	630-20-6	
1,1,2,2-Tetrachloroethane	ND	ug/kg	6.9	1.8	1	06/17/21 13:55	06/17/21 17:59	79-34-5	
Tetrachloroethene	ND	ug/kg	6.9	2.2	1	06/17/21 13:55	06/17/21 17:59	127-18-4	
Toluene	**240**	ug/kg	6.9	2.0	1	06/17/21 13:55	06/17/21 17:59	108-88-3	
1,2,3-Trichlorobenzene	ND	ug/kg	6.9	5.6	1	06/17/21 13:55	06/17/21 17:59	87-61-6	
1,2,4-Trichlorobenzene	ND	ug/kg	6.9	5.8	1	06/17/21 13:55	06/17/21 17:59	120-82-1	
1,1,1-Trichloroethane	ND	ug/kg	6.9	3.6	1	06/17/21 13:55	06/17/21 17:59	71-55-6	
1,1,2-Trichloroethane	ND	ug/kg	6.9	2.3	1	06/17/21 13:55	06/17/21 17:59	79-00-5	
Trichloroethene	ND	ug/kg	6.9	1.8	1	06/17/21 13:55	06/17/21 17:59	79-01-6	
Trichlorofluoromethane	ND	ug/kg	6.9	3.8	1	06/17/21 13:55	06/17/21 17:59	75-69-4	
1,2,3-Trichloropropane	ND	ug/kg	6.9	3.5	1	06/17/21 13:55	06/17/21 17:59	96-18-4	
1,2,4-Trimethylbenzene	ND	ug/kg	6.9	1.9	1	06/17/21 13:55	06/17/21 17:59	95-63-6	
1,3,5-Trimethylbenzene	**3.6J**	ug/kg	6.9	2.3	1	06/17/21 13:55	06/17/21 17:59	108-67-8	
Vinyl acetate	ND	ug/kg	69.0	5.0	1	06/17/21 13:55	06/17/21 17:59	108-05-4	
Vinyl chloride	ND	ug/kg	13.8	3.5	1	06/17/21 13:55	06/17/21 17:59	75-01-4	
Xylene (Total)	**40.8**	ug/kg	13.8	3.9	1	06/17/21 13:55	06/17/21 17:59	1330-20-7	
m&p-Xylene	**32.3**	ug/kg	13.8	4.7	1	06/17/21 13:55	06/17/21 17:59	179601-23-1	
o-Xylene	**8.5**	ug/kg	6.9	3.0	1	06/17/21 13:55	06/17/21 17:59	95-47-6	
Surrogates									
Toluene-d8 (S)	101	%	70-130		1	06/17/21 13:55	06/17/21 17:59	2037-26-5	
4-Bromofluorobenzene (S)	103	%	69-134		1	06/17/21 13:55	06/17/21 17:59	460-00-4	
1,2-Dichloroethane-d4 (S)	111	%	70-130		1	06/17/21 13:55	06/17/21 17:59	17060-07-0	
Percent Moisture	Analytical Method: SW-846 Pace Analytical Services - Charlotte								
Percent Moisture	**20.9**	%	0.10	0.10	1		06/17/21 16:37		N2

REPORT OF LABORATORY ANALYSIS

This report shall not be reproduced, except in full,
without the written consent of Pace Analytical Services, LLC.

Pace Analytical Services, LLC
9800 Kincey Ave. Suite 100
Huntersville, NC 28078
(704)875-9092

ANALYTICAL RESULTS

Project: CPC Huntersville/2020-L1-2448
Pace Project No.: 92544833

Sample: AB7 16-18 **Lab ID: 92544833006** Collected: 06/16/21 13:35 Received: 06/16/21 17:01 Matrix: Solid

Results reported on a "dry weight" basis and are adjusted for percent moisture, sample size and any dilutions.

Parameters	Results	Units	Report Limit	MDL	DF	Prepared	Analyzed	CAS No.	Qual
VPH NC Soil	Analytical Method: MADEP VPH Preparation Method: MADEP VPH Pace Analytical Services - Charlotte								
Total VPH (C5-C12)	**15800**	mg/kg	70.1	70.1	20	06/25/21 14:12	06/26/21 07:29		N2
Aliphatic (C05-C08)	**10100**	mg/kg	70.1	70.1	20	06/25/21 14:12	06/26/21 07:29		N2
Aliphatic (C09-C12)	**5690**	mg/kg	70.1	70.1	20	06/25/21 14:12	06/26/21 07:29		N2
Aliphatic(C09-C12) Adjusted	**4080**	mg/kg	70.1	70.1	20	06/25/21 14:12	06/26/21 07:29		N2
Aromatic (C09-C10)	**1610**	mg/kg	70.1	70.1	20	06/25/21 14:12	06/26/21 07:29		N2
Surrogates									
4-Bromofluorobenzene (FID) (S)	146	%	70-130		20	06/25/21 14:12	06/26/21 07:29	460-00-4	S2
4-Bromofluorobenzene (PID) (S)	89	%	70-130		20	06/25/21 14:12	06/26/21 07:29	460-00-4	
8260D/5035A/5030B Volatiles	Analytical Method: EPA 8260D Preparation Method: EPA 5035A/5030B Pace Analytical Services - Charlotte								
Acetone	ND	ug/kg	13100	4210	100	06/18/21 15:53	06/22/21 17:40	67-64-1	
Benzene	**43300**	ug/kg	656	261	100	06/18/21 15:53	06/22/21 17:40	71-43-2	
Bromobenzene	ND	ug/kg	656	214	100	06/18/21 15:53	06/22/21 17:40	108-86-1	
Bromochloromethane	ND	ug/kg	656	194	100	06/18/21 15:53	06/22/21 17:40	74-97-5	
Bromodichloromethane	ND	ug/kg	656	253	100	06/18/21 15:53	06/22/21 17:40	75-27-4	
Bromoform	ND	ug/kg	656	231	100	06/18/21 15:53	06/22/21 17:40	75-25-2	
Bromomethane	ND	ug/kg	1310	1040	100	06/18/21 15:53	06/22/21 17:40	74-83-9	IK,v1
2-Butanone (MEK)	ND	ug/kg	13100	3150	100	06/18/21 15:53	06/22/21 17:40	78-93-3	
n-Butylbenzene	**9260**	ug/kg	656	310	100	06/18/21 15:53	06/22/21 17:40	104-51-8	
sec-Butylbenzene	ND	ug/kg	656	289	100	06/18/21 15:53	06/22/21 17:40	135-98-8	
tert-Butylbenzene	ND	ug/kg	656	234	100	06/18/21 15:53	06/22/21 17:40	98-06-6	
Carbon tetrachloride	ND	ug/kg	656	245	100	06/18/21 15:53	06/22/21 17:40	56-23-5	
Chlorobenzene	ND	ug/kg	656	126	100	06/18/21 15:53	06/22/21 17:40	108-90-7	
Chloroethane	ND	ug/kg	1310	507	100	06/18/21 15:53	06/22/21 17:40	75-00-3	
Chloroform	ND	ug/kg	656	399	100	06/18/21 15:53	06/22/21 17:40	67-66-3	
Chloromethane	ND	ug/kg	1310	551	100	06/18/21 15:53	06/22/21 17:40	74-87-3	
2-Chlorotoluene	ND	ug/kg	656	232	100	06/18/21 15:53	06/22/21 17:40	95-49-8	
4-Chlorotoluene	ND	ug/kg	656	116	100	06/18/21 15:53	06/22/21 17:40	106-43-4	
1,2-Dibromo-3-chloropropane	ND	ug/kg	656	255	100	06/18/21 15:53	06/22/21 17:40	96-12-8	
Dibromochloromethane	ND	ug/kg	656	369	100	06/18/21 15:53	06/22/21 17:40	124-48-1	
1,2-Dibromoethane (EDB)	ND	ug/kg	656	289	100	06/18/21 15:53	06/22/21 17:40	106-93-4	
Dibromomethane	ND	ug/kg	656	140	100	06/18/21 15:53	06/22/21 17:40	74-95-3	
1,2-Dichlorobenzene	ND	ug/kg	656	236	100	06/18/21 15:53	06/22/21 17:40	95-50-1	
1,3-Dichlorobenzene	ND	ug/kg	656	203	100	06/18/21 15:53	06/22/21 17:40	541-73-1	
1,4-Dichlorobenzene	ND	ug/kg	656	171	100	06/18/21 15:53	06/22/21 17:40	106-46-7	
Dichlorodifluoromethane	ND	ug/kg	1310	285	100	06/18/21 15:53	06/22/21 17:40	75-71-8	v2
1,1-Dichloroethane	ND	ug/kg	656	270	100	06/18/21 15:53	06/22/21 17:40	75-34-3	
1,2-Dichloroethane	ND	ug/kg	656	435	100	06/18/21 15:53	06/22/21 17:40	107-06-2	
1,1-Dichloroethene	ND	ug/kg	656	270	100	06/18/21 15:53	06/22/21 17:40	75-35-4	
cis-1,2-Dichloroethene	ND	ug/kg	656	224	100	06/18/21 15:53	06/22/21 17:40	156-59-2	
trans-1,2-Dichloroethene	ND	ug/kg	656	230	100	06/18/21 15:53	06/22/21 17:40	156-60-5	
1,2-Dichloropropane	ND	ug/kg	656	197	100	06/18/21 15:53	06/22/21 17:40	78-87-5	
1,3-Dichloropropane	ND	ug/kg	656	205	100	06/18/21 15:53	06/22/21 17:40	142-28-9	

REPORT OF LABORATORY ANALYSIS

This report shall not be reproduced, except in full,
without the written consent of Pace Analytical Services, LLC.

Pace Analytical Services, LLC
9800 Kincey Ave. Suite 100
Huntersville, NC 28078
(704)875-9092

ANALYTICAL RESULTS

Project: CPC Huntersville/2020-L1-2448
Pace Project No.: 92544833

Sample: AB7 16-18 **Lab ID: 92544833006** Collected: 06/16/21 13:35 Received: 06/16/21 17:01 Matrix: Solid

Results reported on a "dry weight" basis and are adjusted for percent moisture, sample size and any dilutions.

Parameters	Results	Units	Report Limit	MDL	DF	Prepared	Analyzed	CAS No.	Qual
8260D/5035A/5030B Volatiles	Analytical Method: EPA 8260D Preparation Method: EPA 5035A/5030B Pace Analytical Services - Charlotte								
2,2-Dichloropropane	ND	ug/kg	656	214	100	06/18/21 15:53	06/22/21 17:40	594-20-7	
1,1-Dichloropropene	ND	ug/kg	656	315	100	06/18/21 15:53	06/22/21 17:40	563-58-6	
cis-1,3-Dichloropropene	ND	ug/kg	656	179	100	06/18/21 15:53	06/22/21 17:40	10061-01-5	
trans-1,3-Dichloropropene	ND	ug/kg	656	226	100	06/18/21 15:53	06/22/21 17:40	10061-02-6	
Diisopropyl ether	ND	ug/kg	656	177	100	06/18/21 15:53	06/22/21 17:40	108-20-3	
Ethylbenzene	**132000**	ug/kg	656	306	100	06/18/21 15:53	06/22/21 17:40	100-41-4	
Hexachloro-1,3-butadiene	ND	ug/kg	1310	1070	100	06/18/21 15:53	06/22/21 17:40	87-68-3	
2-Hexanone	ND	ug/kg	6560	633	100	06/18/21 15:53	06/22/21 17:40	591-78-6	
Isopropylbenzene (Cumene)	**10400**	ug/kg	656	223	100	06/18/21 15:53	06/22/21 17:40	98-82-8	
p-Isopropyltoluene	**8620**	ug/kg	656	323	100	06/18/21 15:53	06/22/21 17:40	99-87-6	
Methylene Chloride	ND	ug/kg	2630	1800	100	06/18/21 15:53	06/22/21 17:40	75-09-2	
4-Methyl-2-pentanone (MIBK)	ND	ug/kg	6560	633	100	06/18/21 15:53	06/22/21 17:40	108-10-1	
Methyl-tert-butyl ether	ND	ug/kg	656	245	100	06/18/21 15:53	06/22/21 17:40	1634-04-4	
Naphthalene	**26300**	ug/kg	656	345	100	06/18/21 15:53	06/22/21 17:40	91-20-3	
n-Propylbenzene	ND	ug/kg	656	234	100	06/18/21 15:53	06/22/21 17:40	103-65-1	
Styrene	ND	ug/kg	656	173	100	06/18/21 15:53	06/22/21 17:40	100-42-5	
1,1,1,2-Tetrachloroethane	ND	ug/kg	656	252	100	06/18/21 15:53	06/22/21 17:40	630-20-6	
1,1,2,2-Tetrachloroethane	ND	ug/kg	656	173	100	06/18/21 15:53	06/22/21 17:40	79-34-5	
Tetrachloroethene	ND	ug/kg	656	207	100	06/18/21 15:53	06/22/21 17:40	127-18-4	
Toluene	**464000**	ug/kg	656	186	100	06/18/21 15:53	06/22/21 17:40	108-88-3	
1,2,3-Trichlorobenzene	ND	ug/kg	656	530	100	06/18/21 15:53	06/22/21 17:40	87-61-6	
1,2,4-Trichlorobenzene	ND	ug/kg	656	551	100	06/18/21 15:53	06/22/21 17:40	120-82-1	
1,1,1-Trichloroethane	ND	ug/kg	656	341	100	06/18/21 15:53	06/22/21 17:40	71-55-6	
1,1,2-Trichloroethane	ND	ug/kg	656	218	100	06/18/21 15:53	06/22/21 17:40	79-00-5	
Trichloroethene	ND	ug/kg	656	169	100	06/18/21 15:53	06/22/21 17:40	79-01-6	
Trichlorofluoromethane	ND	ug/kg	656	361	100	06/18/21 15:53	06/22/21 17:40	75-69-4	
1,2,3-Trichloropropane	ND	ug/kg	656	332	100	06/18/21 15:53	06/22/21 17:40	96-18-4	
1,2,4-Trimethylbenzene	**211000**	ug/kg	656	180	100	06/18/21 15:53	06/22/21 17:40	95-63-6	
1,3,5-Trimethylbenzene	ND	ug/kg	656	221	100	06/18/21 15:53	06/22/21 17:40	108-67-8	
Vinyl acetate	ND	ug/kg	6560	478	100	06/18/21 15:53	06/22/21 17:40	108-05-4	
Vinyl chloride	ND	ug/kg	1310	333	100	06/18/21 15:53	06/22/21 17:40	75-01-4	
Xylene (Total)	**650000**	ug/kg	1310	374	100	06/18/21 15:53	06/22/21 17:40	1330-20-7	
m&p-Xylene	**464000**	ug/kg	1310	449	100	06/18/21 15:53	06/22/21 17:40	179601-23-1	
o-Xylene	**186000**	ug/kg	656	290	100	06/18/21 15:53	06/22/21 17:40	95-47-6	
Surrogates									
Toluene-d8 (S)	103	%	70-130		100	06/18/21 15:53	06/22/21 17:40	2037-26-5	
4-Bromofluorobenzene (S)	105	%	69-134		100	06/18/21 15:53	06/22/21 17:40	460-00-4	
1,2-Dichloroethane-d4 (S)	123	%	70-130		100	06/18/21 15:53	06/22/21 17:40	17060-07-0	
Percent Moisture	Analytical Method: SW-846 Pace Analytical Services - Charlotte								
Percent Moisture	**18.8**	%	0.10	0.10	1		06/17/21 17:11		N2

REPORT OF LABORATORY ANALYSIS

This report shall not be reproduced, except in full,
without the written consent of Pace Analytical Services, LLC.

Pace Analytical Services, LLC
9800 Kincey Ave. Suite 100
Huntersville, NC 28078
(704)875-9092

ANALYTICAL RESULTS

Project: CPC Huntersville/2020-L1-2448
Pace Project No.: 92544833

Sample: AB8 0-2 **Lab ID: 92544833007** Collected: 06/16/21 14:30 Received: 06/16/21 17:01 Matrix: Solid

Results reported on a "dry weight" basis and are adjusted for percent moisture, sample size and any dilutions.

Parameters	Results	Units	Report Limit	MDL	DF	Prepared	Analyzed	CAS No.	Qual
VPH NC Soil	Analytical Method: MADEP VPH Preparation Method: MADEP VPH Pace Analytical Services - Charlotte								
Total VPH (C5-C12)	**7.2**	mg/kg	3.2	3.2	1	06/18/21 13:04	06/23/21 21:22		N2
Aliphatic (C05-C08)	**3.5**	mg/kg	3.2	3.2	1	06/18/21 13:04	06/23/21 21:22		N2
Aliphatic (C09-C12)	**3.7**	mg/kg	3.2	3.2	1	06/18/21 13:04	06/23/21 21:22		N2
Aliphatic(C09-C12) Adjusted	ND	mg/kg	3.2	3.2	1	06/18/21 13:04	06/23/21 21:22		N2
Aromatic (C09-C10)	ND	mg/kg	3.2	3.2	1	06/18/21 13:04	06/23/21 21:22		N2
Surrogates									
4-Bromofluorobenzene (FID) (S)	102	%	70-130		1	06/18/21 13:04	06/23/21 21:22	460-00-4	
4-Bromofluorobenzene (PID) (S)	103	%	70-130		1	06/18/21 13:04	06/23/21 21:22	460-00-4	
8260D/5035A/5030B Volatiles	Analytical Method: EPA 8260D Preparation Method: EPA 5035A/5030B Pace Analytical Services - Charlotte								
Acetone	ND	ug/kg	119	38.3	1	06/17/21 13:55	06/17/21 18:35	67-64-1	
Benzene	**6.2**	ug/kg	6.0	2.4	1	06/17/21 13:55	06/17/21 18:35	71-43-2	
Bromobenzene	ND	ug/kg	6.0	1.9	1	06/17/21 13:55	06/17/21 18:35	108-86-1	
Bromochloromethane	ND	ug/kg	6.0	1.8	1	06/17/21 13:55	06/17/21 18:35	74-97-5	
Bromodichloromethane	ND	ug/kg	6.0	2.3	1	06/17/21 13:55	06/17/21 18:35	75-27-4	
Bromoform	ND	ug/kg	6.0	2.1	1	06/17/21 13:55	06/17/21 18:35	75-25-2	
Bromomethane	ND	ug/kg	11.9	9.4	1	06/17/21 13:55	06/17/21 18:35	74-83-9	IK,L1,v1
2-Butanone (MEK)	ND	ug/kg	119	28.6	1	06/17/21 13:55	06/17/21 18:35	78-93-3	
n-Butylbenzene	ND	ug/kg	6.0	2.8	1	06/17/21 13:55	06/17/21 18:35	104-51-8	
sec-Butylbenzene	ND	ug/kg	6.0	2.6	1	06/17/21 13:55	06/17/21 18:35	135-98-8	
tert-Butylbenzene	ND	ug/kg	6.0	2.1	1	06/17/21 13:55	06/17/21 18:35	98-06-6	
Carbon tetrachloride	ND	ug/kg	6.0	2.2	1	06/17/21 13:55	06/17/21 18:35	56-23-5	
Chlorobenzene	ND	ug/kg	6.0	1.1	1	06/17/21 13:55	06/17/21 18:35	108-90-7	
Chloroethane	ND	ug/kg	11.9	4.6	1	06/17/21 13:55	06/17/21 18:35	75-00-3	
Chloroform	ND	ug/kg	6.0	3.6	1	06/17/21 13:55	06/17/21 18:35	67-66-3	
Chloromethane	ND	ug/kg	11.9	5.0	1	06/17/21 13:55	06/17/21 18:35	74-87-3	
2-Chlorotoluene	ND	ug/kg	6.0	2.1	1	06/17/21 13:55	06/17/21 18:35	95-49-8	
4-Chlorotoluene	ND	ug/kg	6.0	1.1	1	06/17/21 13:55	06/17/21 18:35	106-43-4	
1,2-Dibromo-3-chloropropane	ND	ug/kg	6.0	2.3	1	06/17/21 13:55	06/17/21 18:35	96-12-8	
Dibromochloromethane	ND	ug/kg	6.0	3.4	1	06/17/21 13:55	06/17/21 18:35	124-48-1	
1,2-Dibromoethane (EDB)	ND	ug/kg	6.0	2.6	1	06/17/21 13:55	06/17/21 18:35	106-93-4	
Dibromomethane	ND	ug/kg	6.0	1.3	1	06/17/21 13:55	06/17/21 18:35	74-95-3	
1,2-Dichlorobenzene	ND	ug/kg	6.0	2.1	1	06/17/21 13:55	06/17/21 18:35	95-50-1	
1,3-Dichlorobenzene	ND	ug/kg	6.0	1.8	1	06/17/21 13:55	06/17/21 18:35	541-73-1	
1,4-Dichlorobenzene	ND	ug/kg	6.0	1.6	1	06/17/21 13:55	06/17/21 18:35	106-46-7	
Dichlorodifluoromethane	ND	ug/kg	11.9	2.6	1	06/17/21 13:55	06/17/21 18:35	75-71-8	
1,1-Dichloroethane	ND	ug/kg	6.0	2.5	1	06/17/21 13:55	06/17/21 18:35	75-34-3	
1,2-Dichloroethane	ND	ug/kg	6.0	3.9	1	06/17/21 13:55	06/17/21 18:35	107-06-2	
1,1-Dichloroethene	ND	ug/kg	6.0	2.5	1	06/17/21 13:55	06/17/21 18:35	75-35-4	
cis-1,2-Dichloroethene	ND	ug/kg	6.0	2.0	1	06/17/21 13:55	06/17/21 18:35	156-59-2	
trans-1,2-Dichloroethene	ND	ug/kg	6.0	2.1	1	06/17/21 13:55	06/17/21 18:35	156-60-5	
1,2-Dichloropropane	ND	ug/kg	6.0	1.8	1	06/17/21 13:55	06/17/21 18:35	78-87-5	
1,3-Dichloropropane	ND	ug/kg	6.0	1.9	1	06/17/21 13:55	06/17/21 18:35	142-28-9	

This report shall not be reproduced, except in full,
without the written consent of Pace Analytical Services, LLC.

Pace Analytical Services, LLC
9800 Kincey Ave. Suite 100
Huntersville, NC 28078
(704)875-9092

ANALYTICAL RESULTS

Project: CPC Huntersville/2020-L1-2448
Pace Project No.: 92544833

Sample: AB8 0-2 **Lab ID: 92544833007** Collected: 06/16/21 14:30 Received: 06/16/21 17:01 Matrix: Solid

Results reported on a "dry weight" basis and are adjusted for percent moisture, sample size and any dilutions.

Parameters	Results	Units	Report Limit	MDL	DF	Prepared	Analyzed	CAS No.	Qual
8260D/5035A/5030B Volatiles	Analytical Method: EPA 8260D Preparation Method: EPA 5035A/5030B Pace Analytical Services - Charlotte								
2,2-Dichloropropane	ND	ug/kg	6.0	1.9	1	06/17/21 13:55	06/17/21 18:35	594-20-7	
1,1-Dichloropropene	ND	ug/kg	6.0	2.9	1	06/17/21 13:55	06/17/21 18:35	563-58-6	
cis-1,3-Dichloropropene	ND	ug/kg	6.0	1.6	1	06/17/21 13:55	06/17/21 18:35	10061-01-5	
trans-1,3-Dichloropropene	ND	ug/kg	6.0	2.1	1	06/17/21 13:55	06/17/21 18:35	10061-02-6	
Diisopropyl ether	ND	ug/kg	6.0	1.6	1	06/17/21 13:55	06/17/21 18:35	108-20-3	
Ethylbenzene	ND	ug/kg	6.0	2.8	1	06/17/21 13:55	06/17/21 18:35	100-41-4	
Hexachloro-1,3-butadiene	ND	ug/kg	11.9	9.8	1	06/17/21 13:55	06/17/21 18:35	87-68-3	
2-Hexanone	ND	ug/kg	59.6	5.7	1	06/17/21 13:55	06/17/21 18:35	591-78-6	
Isopropylbenzene (Cumene)	ND	ug/kg	6.0	2.0	1	06/17/21 13:55	06/17/21 18:35	98-82-8	
p-Isopropyltoluene	ND	ug/kg	6.0	2.9	1	06/17/21 13:55	06/17/21 18:35	99-87-6	
Methylene Chloride	ND	ug/kg	23.8	16.3	1	06/17/21 13:55	06/17/21 18:35	75-09-2	
4-Methyl-2-pentanone (MIBK)	ND	ug/kg	59.6	5.7	1	06/17/21 13:55	06/17/21 18:35	108-10-1	
Methyl-tert-butyl ether	ND	ug/kg	6.0	2.2	1	06/17/21 13:55	06/17/21 18:35	1634-04-4	
Naphthalene	ND	ug/kg	6.0	3.1	1	06/17/21 13:55	06/17/21 18:35	91-20-3	
n-Propylbenzene	ND	ug/kg	6.0	2.1	1	06/17/21 13:55	06/17/21 18:35	103-65-1	
Styrene	ND	ug/kg	6.0	1.6	1	06/17/21 13:55	06/17/21 18:35	100-42-5	
1,1,1,2-Tetrachloroethane	ND	ug/kg	6.0	2.3	1	06/17/21 13:55	06/17/21 18:35	630-20-6	
1,1,2,2-Tetrachloroethane	ND	ug/kg	6.0	1.6	1	06/17/21 13:55	06/17/21 18:35	79-34-5	
Tetrachloroethene	ND	ug/kg	6.0	1.9	1	06/17/21 13:55	06/17/21 18:35	127-18-4	
Toluene	**29.7**	ug/kg	6.0	1.7	1	06/17/21 13:55	06/17/21 18:35	108-88-3	C7
1,2,3-Trichlorobenzene	ND	ug/kg	6.0	4.8	1	06/17/21 13:55	06/17/21 18:35	87-61-6	
1,2,4-Trichlorobenzene	ND	ug/kg	6.0	5.0	1	06/17/21 13:55	06/17/21 18:35	120-82-1	
1,1,1-Trichloroethane	ND	ug/kg	6.0	3.1	1	06/17/21 13:55	06/17/21 18:35	71-55-6	
1,1,2-Trichloroethane	ND	ug/kg	6.0	2.0	1	06/17/21 13:55	06/17/21 18:35	79-00-5	
Trichloroethene	ND	ug/kg	6.0	1.5	1	06/17/21 13:55	06/17/21 18:35	79-01-6	
Trichlorofluoromethane	ND	ug/kg	6.0	3.3	1	06/17/21 13:55	06/17/21 18:35	75-69-4	
1,2,3-Trichloropropane	ND	ug/kg	6.0	3.0	1	06/17/21 13:55	06/17/21 18:35	96-18-4	
1,2,4-Trimethylbenzene	ND	ug/kg	6.0	1.6	1	06/17/21 13:55	06/17/21 18:35	95-63-6	
1,3,5-Trimethylbenzene	ND	ug/kg	6.0	2.0	1	06/17/21 13:55	06/17/21 18:35	108-67-8	
Vinyl acetate	ND	ug/kg	59.6	4.3	1	06/17/21 13:55	06/17/21 18:35	108-05-4	
Vinyl chloride	ND	ug/kg	11.9	3.0	1	06/17/21 13:55	06/17/21 18:35	75-01-4	
Xylene (Total)	**11.1J**	ug/kg	11.9	3.4	1	06/17/21 13:55	06/17/21 18:35	1330-20-7	
m&p-Xylene	**11.1J**	ug/kg	11.9	4.1	1	06/17/21 13:55	06/17/21 18:35	179601-23-1	
o-Xylene	ND	ug/kg	6.0	2.6	1	06/17/21 13:55	06/17/21 18:35	95-47-6	
Surrogates									
Toluene-d8 (S)	102	%	70-130		1	06/17/21 13:55	06/17/21 18:35	2037-26-5	
4-Bromofluorobenzene (S)	102	%	69-134		1	06/17/21 13:55	06/17/21 18:35	460-00-4	
1,2-Dichloroethane-d4 (S)	114	%	70-130		1	06/17/21 13:55	06/17/21 18:35	17060-07-0	
Percent Moisture	Analytical Method: SW-846 Pace Analytical Services - Charlotte								
Percent Moisture	**17.2**	%	0.10	0.10	1		06/17/21 17:11		N2

REPORT OF LABORATORY ANALYSIS

This report shall not be reproduced, except in full,
without the written consent of Pace Analytical Services, LLC.

Pace Analytical Services, LLC
9800 Kincey Ave. Suite 100
Huntersville, NC 28078
(704)875-9092

ANALYTICAL RESULTS

Project: CPC Huntersville/2020-L1-2448
Pace Project No.: 92544833

Sample: AB8 12-14 **Lab ID: 92544833008** Collected: 06/16/21 14:35 Received: 06/16/21 17:01 Matrix: Solid

Results reported on a "dry weight" basis and are adjusted for percent moisture, sample size and any dilutions.

Parameters	Results	Units	Report Limit	MDL	DF	Prepared	Analyzed	CAS No.	Qual
VPH NC Soil	Analytical Method: MADEP VPH Preparation Method: MADEP VPH Pace Analytical Services - Charlotte								
Total VPH (C5-C12)	ND	mg/kg	3.3	3.3	1	06/24/21 12:57	06/25/21 01:36		N2
Aliphatic (C05-C08)	ND	mg/kg	3.3	3.3	1	06/24/21 12:57	06/25/21 01:36		N2
Aliphatic (C09-C12)	ND	mg/kg	3.3	3.3	1	06/24/21 12:57	06/25/21 01:36		N2
Aliphatic(C09-C12) Adjusted	ND	mg/kg	3.3	3.3	1	06/24/21 12:57	06/25/21 01:36		N2
Aromatic (C09-C10)	ND	mg/kg	3.3	3.3	1	06/24/21 12:57	06/25/21 01:36		N2
Surrogates									
4-Bromofluorobenzene (FID) (S)	100	%	70-130		1	06/24/21 12:57	06/25/21 01:36	460-00-4	
4-Bromofluorobenzene (PID) (S)	102	%	70-130		1	06/24/21 12:57	06/25/21 01:36	460-00-4	
8260D/5035A/5030B Volatiles	Analytical Method: EPA 8260D Preparation Method: EPA 5035A/5030B Pace Analytical Services - Charlotte								
Acetone	**87.6J**	ug/kg	133	42.6	1	06/17/21 13:55	06/17/21 18:53	67-64-1	
Benzene	**33.4**	ug/kg	6.6	2.6	1	06/17/21 13:55	06/17/21 18:53	71-43-2	
Bromobenzene	ND	ug/kg	6.6	2.2	1	06/17/21 13:55	06/17/21 18:53	108-86-1	
Bromochloromethane	ND	ug/kg	6.6	2.0	1	06/17/21 13:55	06/17/21 18:53	74-97-5	
Bromodichloromethane	ND	ug/kg	6.6	2.6	1	06/17/21 13:55	06/17/21 18:53	75-27-4	
Bromoform	ND	ug/kg	6.6	2.3	1	06/17/21 13:55	06/17/21 18:53	75-25-2	
Bromomethane	ND	ug/kg	13.3	10.5	1	06/17/21 13:55	06/17/21 18:53	74-83-9	IK,L1,v1
2-Butanone (MEK)	ND	ug/kg	133	31.9	1	06/17/21 13:55	06/17/21 18:53	78-93-3	
n-Butylbenzene	ND	ug/kg	6.6	3.1	1	06/17/21 13:55	06/17/21 18:53	104-51-8	
sec-Butylbenzene	ND	ug/kg	6.6	2.9	1	06/17/21 13:55	06/17/21 18:53	135-98-8	
tert-Butylbenzene	ND	ug/kg	6.6	2.4	1	06/17/21 13:55	06/17/21 18:53	98-06-6	
Carbon tetrachloride	ND	ug/kg	6.6	2.5	1	06/17/21 13:55	06/17/21 18:53	56-23-5	
Chlorobenzene	ND	ug/kg	6.6	1.3	1	06/17/21 13:55	06/17/21 18:53	108-90-7	
Chloroethane	ND	ug/kg	13.3	5.1	1	06/17/21 13:55	06/17/21 18:53	75-00-3	
Chloroform	ND	ug/kg	6.6	4.0	1	06/17/21 13:55	06/17/21 18:53	67-66-3	
Chloromethane	ND	ug/kg	13.3	5.6	1	06/17/21 13:55	06/17/21 18:53	74-87-3	
2-Chlorotoluene	ND	ug/kg	6.6	2.4	1	06/17/21 13:55	06/17/21 18:53	95-49-8	
4-Chlorotoluene	ND	ug/kg	6.6	1.2	1	06/17/21 13:55	06/17/21 18:53	106-43-4	
1,2-Dibromo-3-chloropropane	ND	ug/kg	6.6	2.6	1	06/17/21 13:55	06/17/21 18:53	96-12-8	
Dibromochloromethane	ND	ug/kg	6.6	3.7	1	06/17/21 13:55	06/17/21 18:53	124-48-1	
1,2-Dibromoethane (EDB)	ND	ug/kg	6.6	2.9	1	06/17/21 13:55	06/17/21 18:53	106-93-4	
Dibromomethane	ND	ug/kg	6.6	1.4	1	06/17/21 13:55	06/17/21 18:53	74-95-3	
1,2-Dichlorobenzene	ND	ug/kg	6.6	2.4	1	06/17/21 13:55	06/17/21 18:53	95-50-1	
1,3-Dichlorobenzene	ND	ug/kg	6.6	2.1	1	06/17/21 13:55	06/17/21 18:53	541-73-1	
1,4-Dichlorobenzene	ND	ug/kg	6.6	1.7	1	06/17/21 13:55	06/17/21 18:53	106-46-7	
Dichlorodifluoromethane	ND	ug/kg	13.3	2.9	1	06/17/21 13:55	06/17/21 18:53	75-71-8	
1,1-Dichloroethane	ND	ug/kg	6.6	2.7	1	06/17/21 13:55	06/17/21 18:53	75-34-3	
1,2-Dichloroethane	ND	ug/kg	6.6	4.4	1	06/17/21 13:55	06/17/21 18:53	107-06-2	
1,1-Dichloroethene	ND	ug/kg	6.6	2.7	1	06/17/21 13:55	06/17/21 18:53	75-35-4	
cis-1,2-Dichloroethene	ND	ug/kg	6.6	2.3	1	06/17/21 13:55	06/17/21 18:53	156-59-2	
trans-1,2-Dichloroethene	ND	ug/kg	6.6	2.3	1	06/17/21 13:55	06/17/21 18:53	156-60-5	
1,2-Dichloropropane	ND	ug/kg	6.6	2.0	1	06/17/21 13:55	06/17/21 18:53	78-87-5	
1,3-Dichloropropane	ND	ug/kg	6.6	2.1	1	06/17/21 13:55	06/17/21 18:53	142-28-9	

REPORT OF LABORATORY ANALYSIS

This report shall not be reproduced, except in full,
without the written consent of Pace Analytical Services, LLC.

Pace Analytical Services, LLC
9800 Kincey Ave. Suite 100
Huntersville, NC 28078
(704)875-9092

ANALYTICAL RESULTS

Project: CPC Huntersville/2020-L1-2448
Pace Project No.: 92544833

Sample: AB8 12-14 **Lab ID: 92544833008** Collected: 06/16/21 14:35 Received: 06/16/21 17:01 Matrix: Solid

Results reported on a "dry weight" basis and are adjusted for percent moisture, sample size and any dilutions.

Parameters	Results	Units	Report Limit	MDL	DF	Prepared	Analyzed	CAS No.	Qual
8260D/5035A/5030B Volatiles	Analytical Method: EPA 8260D Preparation Method: EPA 5035A/5030B Pace Analytical Services - Charlotte								
2,2-Dichloropropane	ND	ug/kg	6.6	2.2	1	06/17/21 13:55	06/17/21 18:53	594-20-7	
1,1-Dichloropropene	ND	ug/kg	6.6	3.2	1	06/17/21 13:55	06/17/21 18:53	563-58-6	
cis-1,3-Dichloropropene	ND	ug/kg	6.6	1.8	1	06/17/21 13:55	06/17/21 18:53	10061-01-5	
trans-1,3-Dichloropropene	ND	ug/kg	6.6	2.3	1	06/17/21 13:55	06/17/21 18:53	10061-02-6	
Diisopropyl ether	**6.8**	ug/kg	6.6	1.8	1	06/17/21 13:55	06/17/21 18:53	108-20-3	
Ethylbenzene	**20.9**	ug/kg	6.6	3.1	1	06/17/21 13:55	06/17/21 18:53	100-41-4	
Hexachloro-1,3-butadiene	ND	ug/kg	13.3	10.9	1	06/17/21 13:55	06/17/21 18:53	87-68-3	
2-Hexanone	ND	ug/kg	66.4	6.4	1	06/17/21 13:55	06/17/21 18:53	591-78-6	
Isopropylbenzene (Cumene)	ND	ug/kg	6.6	2.3	1	06/17/21 13:55	06/17/21 18:53	98-82-8	
p-Isopropyltoluene	ND	ug/kg	6.6	3.3	1	06/17/21 13:55	06/17/21 18:53	99-87-6	
Methylene Chloride	ND	ug/kg	26.6	18.2	1	06/17/21 13:55	06/17/21 18:53	75-09-2	
4-Methyl-2-pentanone (MIBK)	ND	ug/kg	66.4	6.4	1	06/17/21 13:55	06/17/21 18:53	108-10-1	
Methyl-tert-butyl ether	ND	ug/kg	6.6	2.5	1	06/17/21 13:55	06/17/21 18:53	1634-04-4	
Naphthalene	**29.1**	ug/kg	6.6	3.5	1	06/17/21 13:55	06/17/21 18:53	91-20-3	
n-Propylbenzene	ND	ug/kg	6.6	2.4	1	06/17/21 13:55	06/17/21 18:53	103-65-1	
Styrene	ND	ug/kg	6.6	1.8	1	06/17/21 13:55	06/17/21 18:53	100-42-5	
1,1,1,2-Tetrachloroethane	ND	ug/kg	6.6	2.6	1	06/17/21 13:55	06/17/21 18:53	630-20-6	
1,1,2,2-Tetrachloroethane	ND	ug/kg	6.6	1.8	1	06/17/21 13:55	06/17/21 18:53	79-34-5	
Tetrachloroethene	ND	ug/kg	6.6	2.1	1	06/17/21 13:55	06/17/21 18:53	127-18-4	
Toluene	**189**	ug/kg	6.6	1.9	1	06/17/21 13:55	06/17/21 18:53	108-88-3	
1,2,3-Trichlorobenzene	ND	ug/kg	6.6	5.4	1	06/17/21 13:55	06/17/21 18:53	87-61-6	
1,2,4-Trichlorobenzene	ND	ug/kg	6.6	5.6	1	06/17/21 13:55	06/17/21 18:53	120-82-1	
1,1,1-Trichloroethane	ND	ug/kg	6.6	3.5	1	06/17/21 13:55	06/17/21 18:53	71-55-6	
1,1,2-Trichloroethane	ND	ug/kg	6.6	2.2	1	06/17/21 13:55	06/17/21 18:53	79-00-5	
Trichloroethene	ND	ug/kg	6.6	1.7	1	06/17/21 13:55	06/17/21 18:53	79-01-6	
Trichlorofluoromethane	ND	ug/kg	6.6	3.7	1	06/17/21 13:55	06/17/21 18:53	75-69-4	
1,2,3-Trichloropropane	ND	ug/kg	6.6	3.4	1	06/17/21 13:55	06/17/21 18:53	96-18-4	
1,2,4-Trimethylbenzene	**43.3**	ug/kg	6.6	1.8	1	06/17/21 13:55	06/17/21 18:53	95-63-6	
1,3,5-Trimethylbenzene	**10.5**	ug/kg	6.6	2.2	1	06/17/21 13:55	06/17/21 18:53	108-67-8	
Vinyl acetate	ND	ug/kg	66.4	4.8	1	06/17/21 13:55	06/17/21 18:53	108-05-4	
Vinyl chloride	ND	ug/kg	13.3	3.4	1	06/17/21 13:55	06/17/21 18:53	75-01-4	
Xylene (Total)	**119**	ug/kg	13.3	3.8	1	06/17/21 13:55	06/17/21 18:53	1330-20-7	
m&p-Xylene	**86.0**	ug/kg	13.3	4.5	1	06/17/21 13:55	06/17/21 18:53	179601-23-1	
o-Xylene	**33.1**	ug/kg	6.6	2.9	1	06/17/21 13:55	06/17/21 18:53	95-47-6	
Surrogates									
Toluene-d8 (S)	102	%	70-130		1	06/17/21 13:55	06/17/21 18:53	2037-26-5	
4-Bromofluorobenzene (S)	101	%	69-134		1	06/17/21 13:55	06/17/21 18:53	460-00-4	
1,2-Dichloroethane-d4 (S)	114	%	70-130		1	06/17/21 13:55	06/17/21 18:53	17060-07-0	
Percent Moisture	Analytical Method: SW-846 Pace Analytical Services - Charlotte								
Percent Moisture	**18.8**	%	0.10	0.10	1		06/17/21 17:11		N2

REPORT OF LABORATORY ANALYSIS

This report shall not be reproduced, except in full,
without the written consent of Pace Analytical Services, LLC.

Pace Analytical Services, LLC
9800 Kincey Ave. Suite 100
Huntersville, NC 28078
(704)875-9092

ANALYTICAL RESULTS

Project: CPC Huntersville/2020-L1-2448
Pace Project No.: 92544833

Sample: AA8 0-2 **Lab ID: 92544833009** Collected: 06/16/21 16:05 Received: 06/16/21 17:01 Matrix: Solid

Results reported on a "dry weight" basis and are adjusted for percent moisture, sample size and any dilutions.

Parameters	Results	Units	Report Limit	MDL	DF	Prepared	Analyzed	CAS No.	Qual
VPH NC Soil	Analytical Method: MADEP VPH Preparation Method: MADEP VPH Pace Analytical Services - Charlotte								
Total VPH (C5-C12)	**15.4**	mg/kg	3.1	3.1	1	06/24/21 12:57	06/25/21 02:04		N2
Aliphatic (C05-C08)	**5.1**	mg/kg	3.1	3.1	1	06/24/21 12:57	06/25/21 02:04		N2
Aliphatic (C09-C12)	**10.4**	mg/kg	3.1	3.1	1	06/24/21 12:57	06/25/21 02:04		N2
Aliphatic(C09-C12) Adjusted	**5.3**	mg/kg	3.1	3.1	1	06/24/21 12:57	06/25/21 02:04		N2
Aromatic (C09-C10)	**5.1**	mg/kg	3.1	3.1	1	06/24/21 12:57	06/25/21 02:04		N2
Surrogates									
4-Bromofluorobenzene (FID) (S)	116	%	70-130		1	06/24/21 12:57	06/25/21 02:04	460-00-4	
4-Bromofluorobenzene (PID) (S)	109	%	70-130		1	06/24/21 12:57	06/25/21 02:04	460-00-4	
8260D/5035A/5030B Volatiles	Analytical Method: EPA 8260D Preparation Method: EPA 5035A/5030B Pace Analytical Services - Charlotte								
Acetone	**41.7J**	ug/kg	128	41.0	1	06/18/21 15:53	06/22/21 15:13	67-64-1	
Benzene	**71.5**	ug/kg	6.4	2.5	1	06/18/21 15:53	06/22/21 15:13	71-43-2	
Bromobenzene	ND	ug/kg	6.4	2.1	1	06/18/21 15:53	06/22/21 15:13	108-86-1	
Bromochloromethane	ND	ug/kg	6.4	1.9	1	06/18/21 15:53	06/22/21 15:13	74-97-5	
Bromodichloromethane	ND	ug/kg	6.4	2.5	1	06/18/21 15:53	06/22/21 15:13	75-27-4	
Bromoform	ND	ug/kg	6.4	2.2	1	06/18/21 15:53	06/22/21 15:13	75-25-2	
Bromomethane	ND	ug/kg	12.8	10.1	1	06/18/21 15:53	06/22/21 15:13	74-83-9	IK,v1
2-Butanone (MEK)	ND	ug/kg	128	30.7	1	06/18/21 15:53	06/22/21 15:13	78-93-3	
n-Butylbenzene	ND	ug/kg	6.4	3.0	1	06/18/21 15:53	06/22/21 15:13	104-51-8	
sec-Butylbenzene	ND	ug/kg	6.4	2.8	1	06/18/21 15:53	06/22/21 15:13	135-98-8	
tert-Butylbenzene	ND	ug/kg	6.4	2.3	1	06/18/21 15:53	06/22/21 15:13	98-06-6	
Carbon tetrachloride	ND	ug/kg	6.4	2.4	1	06/18/21 15:53	06/22/21 15:13	56-23-5	
Chlorobenzene	ND	ug/kg	6.4	1.2	1	06/18/21 15:53	06/22/21 15:13	108-90-7	
Chloroethane	ND	ug/kg	12.8	4.9	1	06/18/21 15:53	06/22/21 15:13	75-00-3	
Chloroform	ND	ug/kg	6.4	3.9	1	06/18/21 15:53	06/22/21 15:13	67-66-3	
Chloromethane	ND	ug/kg	12.8	5.4	1	06/18/21 15:53	06/22/21 15:13	74-87-3	
2-Chlorotoluene	ND	ug/kg	6.4	2.3	1	06/18/21 15:53	06/22/21 15:13	95-49-8	
4-Chlorotoluene	ND	ug/kg	6.4	1.1	1	06/18/21 15:53	06/22/21 15:13	106-43-4	
1,2-Dibromo-3-chloropropane	ND	ug/kg	6.4	2.5	1	06/18/21 15:53	06/22/21 15:13	96-12-8	
Dibromochloromethane	ND	ug/kg	6.4	3.6	1	06/18/21 15:53	06/22/21 15:13	124-48-1	
1,2-Dibromoethane (EDB)	ND	ug/kg	6.4	2.8	1	06/18/21 15:53	06/22/21 15:13	106-93-4	
Dibromomethane	ND	ug/kg	6.4	1.4	1	06/18/21 15:53	06/22/21 15:13	74-95-3	
1,2-Dichlorobenzene	ND	ug/kg	6.4	2.3	1	06/18/21 15:53	06/22/21 15:13	95-50-1	
1,3-Dichlorobenzene	ND	ug/kg	6.4	2.0	1	06/18/21 15:53	06/22/21 15:13	541-73-1	
1,4-Dichlorobenzene	ND	ug/kg	6.4	1.7	1	06/18/21 15:53	06/22/21 15:13	106-46-7	
Dichlorodifluoromethane	ND	ug/kg	12.8	2.8	1	06/18/21 15:53	06/22/21 15:13	75-71-8	v2
1,1-Dichloroethane	ND	ug/kg	6.4	2.6	1	06/18/21 15:53	06/22/21 15:13	75-34-3	
1,2-Dichloroethane	ND	ug/kg	6.4	4.2	1	06/18/21 15:53	06/22/21 15:13	107-06-2	
1,1-Dichloroethene	ND	ug/kg	6.4	2.6	1	06/18/21 15:53	06/22/21 15:13	75-35-4	
cis-1,2-Dichloroethene	ND	ug/kg	6.4	2.2	1	06/18/21 15:53	06/22/21 15:13	156-59-2	
trans-1,2-Dichloroethene	ND	ug/kg	6.4	2.2	1	06/18/21 15:53	06/22/21 15:13	156-60-5	
1,2-Dichloropropane	ND	ug/kg	6.4	1.9	1	06/18/21 15:53	06/22/21 15:13	78-87-5	
1,3-Dichloropropane	ND	ug/kg	6.4	2.0	1	06/18/21 15:53	06/22/21 15:13	142-28-9	

REPORT OF LABORATORY ANALYSIS

This report shall not be reproduced, except in full,
without the written consent of Pace Analytical Services, LLC.

Pace Analytical Services, LLC
9800 Kincey Ave. Suite 100
Huntersville, NC 28078
(704)875-9092

ANALYTICAL RESULTS

Project: CPC Huntersville/2020-L1-2448
Pace Project No.: 92544833

Sample: AA8 0-2 **Lab ID: 92544833009** Collected: 06/16/21 16:05 Received: 06/16/21 17:01 Matrix: Solid

Results reported on a "dry weight" basis and are adjusted for percent moisture, sample size and any dilutions.

Parameters	Results	Units	Report Limit	MDL	DF	Prepared	Analyzed	CAS No.	Qual
8260D/5035A/5030B Volatiles	Analytical Method: EPA 8260D Preparation Method: EPA 5035A/5030B Pace Analytical Services - Charlotte								
2,2-Dichloropropane	ND	ug/kg	6.4	2.1	1	06/18/21 15:53	06/22/21 15:13	594-20-7	
1,1-Dichloropropene	ND	ug/kg	6.4	3.1	1	06/18/21 15:53	06/22/21 15:13	563-58-6	
cis-1,3-Dichloropropene	ND	ug/kg	6.4	1.7	1	06/18/21 15:53	06/22/21 15:13	10061-01-5	
trans-1,3-Dichloropropene	ND	ug/kg	6.4	2.2	1	06/18/21 15:53	06/22/21 15:13	10061-02-6	
Diisopropyl ether	ND	ug/kg	6.4	1.7	1	06/18/21 15:53	06/22/21 15:13	108-20-3	
Ethylbenzene	**48.4**	ug/kg	6.4	3.0	1	06/18/21 15:53	06/22/21 15:13	100-41-4	
Hexachloro-1,3-butadiene	ND	ug/kg	12.8	10.5	1	06/18/21 15:53	06/22/21 15:13	87-68-3	
2-Hexanone	ND	ug/kg	63.9	6.2	1	06/18/21 15:53	06/22/21 15:13	591-78-6	
Isopropylbenzene (Cumene)	ND	ug/kg	6.4	2.2	1	06/18/21 15:53	06/22/21 15:13	98-82-8	
p-Isopropyltoluene	**192**	ug/kg	6.4	3.1	1	06/18/21 15:53	06/22/21 15:13	99-87-6	
Methylene Chloride	ND	ug/kg	25.6	17.5	1	06/18/21 15:53	06/22/21 15:13	75-09-2	
4-Methyl-2-pentanone (MIBK)	ND	ug/kg	63.9	6.2	1	06/18/21 15:53	06/22/21 15:13	108-10-1	
Methyl-tert-butyl ether	ND	ug/kg	6.4	2.4	1	06/18/21 15:53	06/22/21 15:13	1634-04-4	
Naphthalene	ND	ug/kg	6.4	3.4	1	06/18/21 15:53	06/22/21 15:13	91-20-3	
n-Propylbenzene	ND	ug/kg	6.4	2.3	1	06/18/21 15:53	06/22/21 15:13	103-65-1	
Styrene	ND	ug/kg	6.4	1.7	1	06/18/21 15:53	06/22/21 15:13	100-42-5	
1,1,1,2-Tetrachloroethane	ND	ug/kg	6.4	2.5	1	06/18/21 15:53	06/22/21 15:13	630-20-6	
1,1,2,2-Tetrachloroethane	ND	ug/kg	6.4	1.7	1	06/18/21 15:53	06/22/21 15:13	79-34-5	
Tetrachloroethene	ND	ug/kg	6.4	2.0	1	06/18/21 15:53	06/22/21 15:13	127-18-4	
Toluene	**472**	ug/kg	6.4	1.8	1	06/18/21 15:53	06/22/21 15:13	108-88-3	
1,2,3-Trichlorobenzene	ND	ug/kg	6.4	5.2	1	06/18/21 15:53	06/22/21 15:13	87-61-6	
1,2,4-Trichlorobenzene	ND	ug/kg	6.4	5.4	1	06/18/21 15:53	06/22/21 15:13	120-82-1	
1,1,1-Trichloroethane	ND	ug/kg	6.4	3.3	1	06/18/21 15:53	06/22/21 15:13	71-55-6	
1,1,2-Trichloroethane	ND	ug/kg	6.4	2.1	1	06/18/21 15:53	06/22/21 15:13	79-00-5	
Trichloroethene	ND	ug/kg	6.4	1.6	1	06/18/21 15:53	06/22/21 15:13	79-01-6	
Trichlorofluoromethane	ND	ug/kg	6.4	3.5	1	06/18/21 15:53	06/22/21 15:13	75-69-4	
1,2,3-Trichloropropane	ND	ug/kg	6.4	3.2	1	06/18/21 15:53	06/22/21 15:13	96-18-4	
1,2,4-Trimethylbenzene	**31.8**	ug/kg	6.4	1.8	1	06/18/21 15:53	06/22/21 15:13	95-63-6	
1,3,5-Trimethylbenzene	ND	ug/kg	6.4	2.1	1	06/18/21 15:53	06/22/21 15:13	108-67-8	
Vinyl acetate	ND	ug/kg	63.9	4.7	1	06/18/21 15:53	06/22/21 15:13	108-05-4	
Vinyl chloride	ND	ug/kg	12.8	3.2	1	06/18/21 15:53	06/22/21 15:13	75-01-4	
Xylene (Total)	**222**	ug/kg	12.8	3.6	1	06/18/21 15:53	06/22/21 15:13	1330-20-7	
m&p-Xylene	**174**	ug/kg	12.8	4.4	1	06/18/21 15:53	06/22/21 15:13	179601-23-1	
o-Xylene	**48.2**	ug/kg	6.4	2.8	1	06/18/21 15:53	06/22/21 15:13	95-47-6	
Surrogates									
Toluene-d8 (S)	104	%	70-130		1	06/18/21 15:53	06/22/21 15:13	2037-26-5	
4-Bromofluorobenzene (S)	103	%	69-134		1	06/18/21 15:53	06/22/21 15:13	460-00-4	
1,2-Dichloroethane-d4 (S)	129	%	70-130		1	06/18/21 15:53	06/22/21 15:13	17060-07-0	
Percent Moisture	Analytical Method: SW-846 Pace Analytical Services - Charlotte								
Percent Moisture	**20.4**	%	0.10	0.10	1		06/17/21 17:11		N2

REPORT OF LABORATORY ANALYSIS

This report shall not be reproduced, except in full,
without the written consent of Pace Analytical Services, LLC.

Pace Analytical Services, LLC
9800 Kincey Ave. Suite 100
Huntersville, NC 28078
(704)875-9092

ANALYTICAL RESULTS

Project: CPC Huntersville/2020-L1-2448
Pace Project No.: 92544833

Sample: AB6 28-30 **Lab ID: 92544833010** Collected: 06/16/21 09:35 Received: 06/16/21 17:01 Matrix: Solid

Results reported on a "dry weight" basis and are adjusted for percent moisture, sample size and any dilutions.

Parameters	Results	Units	Report Limit	MDL	DF	Prepared	Analyzed	CAS No.	Qual
VPH NC Soil	Analytical Method: MADEP VPH Preparation Method: MADEP VPH Pace Analytical Services - Charlotte								
Total VPH (C5-C12)	**9710**	mg/kg	66.1	66.1	25	06/26/21 11:29	06/27/21 09:09		N2
Aliphatic (C05-C08)	**6440**	mg/kg	66.1	66.1	25	06/26/21 11:29	06/27/21 09:09		N2
Aliphatic (C09-C12)	**3270**	mg/kg	66.1	66.1	25	06/26/21 11:29	06/27/21 09:09		N2
Aliphatic(C09-C12) Adjusted	**2390**	mg/kg	66.1	66.1	25	06/26/21 11:29	06/27/21 09:09		N2
Aromatic (C09-C10)	**878**	mg/kg	66.1	66.1	25	06/26/21 11:29	06/27/21 09:09		N2
Surrogates									
4-Bromofluorobenzene (FID) (S)	117	%	70-130		25	06/26/21 11:29	06/27/21 09:09	460-00-4	
4-Bromofluorobenzene (PID) (S)	98	%	70-130		25	06/26/21 11:29	06/27/21 09:09	460-00-4	
8260D/5035A/5030B Volatiles	Analytical Method: EPA 8260D Preparation Method: EPA 5035A/5030B Pace Analytical Services - Charlotte								
Acetone	ND	ug/kg	9760	3130	100	06/18/21 15:53	06/22/21 17:59	67-64-1	
Benzene	**26800**	ug/kg	488	194	100	06/18/21 15:53	06/22/21 17:59	71-43-2	
Bromobenzene	ND	ug/kg	488	159	100	06/18/21 15:53	06/22/21 17:59	108-86-1	
Bromochloromethane	ND	ug/kg	488	144	100	06/18/21 15:53	06/22/21 17:59	74-97-5	
Bromodichloromethane	ND	ug/kg	488	188	100	06/18/21 15:53	06/22/21 17:59	75-27-4	
Bromoform	ND	ug/kg	488	172	100	06/18/21 15:53	06/22/21 17:59	75-25-2	
Bromomethane	ND	ug/kg	976	771	100	06/18/21 15:53	06/22/21 17:59	74-83-9	IK,v1
2-Butanone (MEK)	ND	ug/kg	9760	2340	100	06/18/21 15:53	06/22/21 17:59	78-93-3	
n-Butylbenzene	**6470**	ug/kg	488	230	100	06/18/21 15:53	06/22/21 17:59	104-51-8	
sec-Butylbenzene	ND	ug/kg	488	215	100	06/18/21 15:53	06/22/21 17:59	135-98-8	
tert-Butylbenzene	ND	ug/kg	488	174	100	06/18/21 15:53	06/22/21 17:59	98-06-6	
Carbon tetrachloride	ND	ug/kg	488	182	100	06/18/21 15:53	06/22/21 17:59	56-23-5	
Chlorobenzene	ND	ug/kg	488	93.7	100	06/18/21 15:53	06/22/21 17:59	108-90-7	
Chloroethane	ND	ug/kg	976	377	100	06/18/21 15:53	06/22/21 17:59	75-00-3	
Chloroform	ND	ug/kg	488	297	100	06/18/21 15:53	06/22/21 17:59	67-66-3	
Chloromethane	ND	ug/kg	976	410	100	06/18/21 15:53	06/22/21 17:59	74-87-3	
2-Chlorotoluene	ND	ug/kg	488	173	100	06/18/21 15:53	06/22/21 17:59	95-49-8	
4-Chlorotoluene	ND	ug/kg	488	86.3	100	06/18/21 15:53	06/22/21 17:59	106-43-4	
1,2-Dibromo-3-chloropropane	ND	ug/kg	488	189	100	06/18/21 15:53	06/22/21 17:59	96-12-8	
Dibromochloromethane	ND	ug/kg	488	274	100	06/18/21 15:53	06/22/21 17:59	124-48-1	
1,2-Dibromoethane (EDB)	ND	ug/kg	488	215	100	06/18/21 15:53	06/22/21 17:59	106-93-4	
Dibromomethane	ND	ug/kg	488	104	100	06/18/21 15:53	06/22/21 17:59	74-95-3	
1,2-Dichlorobenzene	ND	ug/kg	488	176	100	06/18/21 15:53	06/22/21 17:59	95-50-1	
1,3-Dichlorobenzene	ND	ug/kg	488	151	100	06/18/21 15:53	06/22/21 17:59	541-73-1	
1,4-Dichlorobenzene	ND	ug/kg	488	127	100	06/18/21 15:53	06/22/21 17:59	106-46-7	
Dichlorodifluoromethane	ND	ug/kg	976	212	100	06/18/21 15:53	06/22/21 17:59	75-71-8	v2
1,1-Dichloroethane	ND	ug/kg	488	201	100	06/18/21 15:53	06/22/21 17:59	75-34-3	
1,2-Dichloroethane	ND	ug/kg	488	323	100	06/18/21 15:53	06/22/21 17:59	107-06-2	
1,1-Dichloroethene	ND	ug/kg	488	201	100	06/18/21 15:53	06/22/21 17:59	75-35-4	
cis-1,2-Dichloroethene	ND	ug/kg	488	167	100	06/18/21 15:53	06/22/21 17:59	156-59-2	
trans-1,2-Dichloroethene	ND	ug/kg	488	171	100	06/18/21 15:53	06/22/21 17:59	156-60-5	
1,2-Dichloropropane	ND	ug/kg	488	146	100	06/18/21 15:53	06/22/21 17:59	78-87-5	
1,3-Dichloropropane	ND	ug/kg	488	152	100	06/18/21 15:53	06/22/21 17:59	142-28-9	

REPORT OF LABORATORY ANALYSIS

This report shall not be reproduced, except in full,
without the written consent of Pace Analytical Services, LLC.

Pace Analytical Services, LLC
9800 Kincey Ave. Suite 100
Huntersville, NC 28078
(704)875-9092

ANALYTICAL RESULTS

Project: CPC Huntersville/2020-L1-2448
Pace Project No.: 92544833

Sample: AB6 28-30 **Lab ID: 92544833010** Collected: 06/16/21 09:35 Received: 06/16/21 17:01 Matrix: Solid

Results reported on a "dry weight" basis and are adjusted for percent moisture, sample size and any dilutions.

Parameters	Results	Units	Report Limit	MDL	DF	Prepared	Analyzed	CAS No.	Qual
8260D/5035A/5030B Volatiles	Analytical Method: EPA 8260D Preparation Method: EPA 5035A/5030B Pace Analytical Services - Charlotte								
2,2-Dichloropropane	ND	ug/kg	488	159	100	06/18/21 15:53	06/22/21 17:59	594-20-7	
1,1-Dichloropropene	ND	ug/kg	488	234	100	06/18/21 15:53	06/22/21 17:59	563-58-6	
cis-1,3-Dichloropropene	ND	ug/kg	488	133	100	06/18/21 15:53	06/22/21 17:59	10061-01-5	
trans-1,3-Dichloropropene	ND	ug/kg	488	168	100	06/18/21 15:53	06/22/21 17:59	10061-02-6	
Diisopropyl ether	**5060**	ug/kg	488	132	100	06/18/21 15:53	06/22/21 17:59	108-20-3	
Ethylbenzene	**114000**	ug/kg	488	227	100	06/18/21 15:53	06/22/21 17:59	100-41-4	
Hexachloro-1,3-butadiene	ND	ug/kg	976	798	100	06/18/21 15:53	06/22/21 17:59	87-68-3	
2-Hexanone	ND	ug/kg	4880	470	100	06/18/21 15:53	06/22/21 17:59	591-78-6	
Isopropylbenzene (Cumene)	**7310**	ug/kg	488	166	100	06/18/21 15:53	06/22/21 17:59	98-82-8	
p-Isopropyltoluene	**5830**	ug/kg	488	240	100	06/18/21 15:53	06/22/21 17:59	99-87-6	
Methylene Chloride	ND	ug/kg	1950	1340	100	06/18/21 15:53	06/22/21 17:59	75-09-2	
4-Methyl-2-pentanone (MIBK)	ND	ug/kg	4880	470	100	06/18/21 15:53	06/22/21 17:59	108-10-1	
Methyl-tert-butyl ether	ND	ug/kg	488	182	100	06/18/21 15:53	06/22/21 17:59	1634-04-4	
Naphthalene	**18000**	ug/kg	488	257	100	06/18/21 15:53	06/22/21 17:59	91-20-3	
n-Propylbenzene	ND	ug/kg	488	174	100	06/18/21 15:53	06/22/21 17:59	103-65-1	
Styrene	ND	ug/kg	488	129	100	06/18/21 15:53	06/22/21 17:59	100-42-5	
1,1,1,2-Tetrachloroethane	ND	ug/kg	488	187	100	06/18/21 15:53	06/22/21 17:59	630-20-6	
1,1,2,2-Tetrachloroethane	ND	ug/kg	488	129	100	06/18/21 15:53	06/22/21 17:59	79-34-5	
Tetrachloroethene	ND	ug/kg	488	154	100	06/18/21 15:53	06/22/21 17:59	127-18-4	
Toluene	**312000**	ug/kg	488	139	100	06/18/21 15:53	06/22/21 17:59	108-88-3	
1,2,3-Trichlorobenzene	ND	ug/kg	488	394	100	06/18/21 15:53	06/22/21 17:59	87-61-6	
1,2,4-Trichlorobenzene	ND	ug/kg	488	410	100	06/18/21 15:53	06/22/21 17:59	120-82-1	
1,1,1-Trichloroethane	ND	ug/kg	488	254	100	06/18/21 15:53	06/22/21 17:59	71-55-6	
1,1,2-Trichloroethane	ND	ug/kg	488	162	100	06/18/21 15:53	06/22/21 17:59	79-00-5	
Trichloroethene	ND	ug/kg	488	126	100	06/18/21 15:53	06/22/21 17:59	79-01-6	
Trichlorofluoromethane	ND	ug/kg	488	268	100	06/18/21 15:53	06/22/21 17:59	75-69-4	
1,2,3-Trichloropropane	ND	ug/kg	488	247	100	06/18/21 15:53	06/22/21 17:59	96-18-4	
1,2,4-Trimethylbenzene	**139000**	ug/kg	488	134	100	06/18/21 15:53	06/22/21 17:59	95-63-6	
1,3,5-Trimethylbenzene	ND	ug/kg	488	164	100	06/18/21 15:53	06/22/21 17:59	108-67-8	
Vinyl acetate	ND	ug/kg	4880	355	100	06/18/21 15:53	06/22/21 17:59	108-05-4	
Vinyl chloride	ND	ug/kg	976	248	100	06/18/21 15:53	06/22/21 17:59	75-01-4	
Xylene (Total)	**596000**	ug/kg	976	278	100	06/18/21 15:53	06/22/21 17:59	1330-20-7	
m&p-Xylene	**425000**	ug/kg	976	334	100	06/18/21 15:53	06/22/21 17:59	179601-23-1	
o-Xylene	**171000**	ug/kg	488	216	100	06/18/21 15:53	06/22/21 17:59	95-47-6	
Surrogates									
Toluene-d8 (S)	102	%	70-130		100	06/18/21 15:53	06/22/21 17:59	2037-26-5	
4-Bromofluorobenzene (S)	104	%	69-134		100	06/18/21 15:53	06/22/21 17:59	460-00-4	
1,2-Dichloroethane-d4 (S)	127	%	70-130		100	06/18/21 15:53	06/22/21 17:59	17060-07-0	
Percent Moisture	Analytical Method: SW-846 Pace Analytical Services - Charlotte								
Percent Moisture	**10.4**	%	0.10	0.10	1		06/17/21 17:11		N2

REPORT OF LABORATORY ANALYSIS

This report shall not be reproduced, except in full,
without the written consent of Pace Analytical Services, LLC.

Pace Analytical Services, LLC
9800 Kincey Ave. Suite 100
Huntersville, NC 28078
(704)875-9092

ANALYTICAL RESULTS

Project: CPC Huntersville/2020-L1-2448
Pace Project No.: 92544833

Sample: AB7 32-34 **Lab ID: 92544833011** Collected: 06/16/21 11:40 Received: 06/16/21 17:01 Matrix: Solid

Results reported on a "dry weight" basis and are adjusted for percent moisture, sample size and any dilutions.

Parameters	Results	Units	Report Limit	MDL	DF	Prepared	Analyzed	CAS No.	Qual
VPH NC Soil	Analytical Method: MADEP VPH Preparation Method: MADEP VPH Pace Analytical Services - Charlotte								
Total VPH (C5-C12)	**19300**	mg/kg	80.2	80.2	25	06/26/21 11:29	06/27/21 09:41		N2
Aliphatic (C05-C08)	**13300**	mg/kg	80.2	80.2	25	06/26/21 11:29	06/27/21 09:41		N2
Aliphatic (C09-C12)	**6030**	mg/kg	80.2	80.2	25	06/26/21 11:29	06/27/21 09:41		N2
Aliphatic(C09-C12) Adjusted	**4220**	mg/kg	80.2	80.2	25	06/26/21 11:29	06/27/21 09:41		N2
Aromatic (C09-C10)	**1810**	mg/kg	80.2	80.2	25	06/26/21 11:29	06/27/21 09:41		N2
Surrogates									
4-Bromofluorobenzene (FID) (S)	134	%	70-130		25	06/26/21 11:29	06/27/21 09:41	460-00-4	S2
4-Bromofluorobenzene (PID) (S)	85	%	70-130		25	06/26/21 11:29	06/27/21 09:41	460-00-4	
8260D/5035A/5030B Volatiles	Analytical Method: EPA 8260D Preparation Method: EPA 5035A/5030B Pace Analytical Services - Charlotte								
Acetone	ND	ug/kg	15200	4870	125	06/18/21 15:53	06/22/21 18:17	67-64-1	
Benzene	**50300**	ug/kg	758	302	125	06/18/21 15:53	06/22/21 18:17	71-43-2	
Bromobenzene	ND	ug/kg	758	247	125	06/18/21 15:53	06/22/21 18:17	108-86-1	
Bromochloromethane	ND	ug/kg	758	224	125	06/18/21 15:53	06/22/21 18:17	74-97-5	
Bromodichloromethane	ND	ug/kg	758	293	125	06/18/21 15:53	06/22/21 18:17	75-27-4	
Bromoform	ND	ug/kg	758	267	125	06/18/21 15:53	06/22/21 18:17	75-25-2	
Bromomethane	ND	ug/kg	1520	1200	125	06/18/21 15:53	06/22/21 18:17	74-83-9	IK,v1
2-Butanone (MEK)	ND	ug/kg	15200	3640	125	06/18/21 15:53	06/22/21 18:17	78-93-3	
n-Butylbenzene	**12500**	ug/kg	758	358	125	06/18/21 15:53	06/22/21 18:17	104-51-8	
sec-Butylbenzene	ND	ug/kg	758	334	125	06/18/21 15:53	06/22/21 18:17	135-98-8	
tert-Butylbenzene	ND	ug/kg	758	270	125	06/18/21 15:53	06/22/21 18:17	98-06-6	
Carbon tetrachloride	ND	ug/kg	758	284	125	06/18/21 15:53	06/22/21 18:17	56-23-5	
Chlorobenzene	ND	ug/kg	758	146	125	06/18/21 15:53	06/22/21 18:17	108-90-7	
Chloroethane	ND	ug/kg	1520	585	125	06/18/21 15:53	06/22/21 18:17	75-00-3	
Chloroform	ND	ug/kg	758	461	125	06/18/21 15:53	06/22/21 18:17	67-66-3	
Chloromethane	ND	ug/kg	1520	637	125	06/18/21 15:53	06/22/21 18:17	74-87-3	
2-Chlorotoluene	ND	ug/kg	758	268	125	06/18/21 15:53	06/22/21 18:17	95-49-8	
4-Chlorotoluene	ND	ug/kg	758	134	125	06/18/21 15:53	06/22/21 18:17	106-43-4	
1,2-Dibromo-3-chloropropane	ND	ug/kg	758	294	125	06/18/21 15:53	06/22/21 18:17	96-12-8	
Dibromochloromethane	ND	ug/kg	758	426	125	06/18/21 15:53	06/22/21 18:17	124-48-1	
1,2-Dibromoethane (EDB)	ND	ug/kg	758	334	125	06/18/21 15:53	06/22/21 18:17	106-93-4	
Dibromomethane	ND	ug/kg	758	162	125	06/18/21 15:53	06/22/21 18:17	74-95-3	
1,2-Dichlorobenzene	ND	ug/kg	758	273	125	06/18/21 15:53	06/22/21 18:17	95-50-1	
1,3-Dichlorobenzene	ND	ug/kg	758	235	125	06/18/21 15:53	06/22/21 18:17	541-73-1	
1,4-Dichlorobenzene	ND	ug/kg	758	197	125	06/18/21 15:53	06/22/21 18:17	106-46-7	
Dichlorodifluoromethane	ND	ug/kg	1520	329	125	06/18/21 15:53	06/22/21 18:17	75-71-8	v2
1,1-Dichloroethane	ND	ug/kg	758	312	125	06/18/21 15:53	06/22/21 18:17	75-34-3	
1,2-Dichloroethane	ND	ug/kg	758	502	125	06/18/21 15:53	06/22/21 18:17	107-06-2	
1,1-Dichloroethene	ND	ug/kg	758	312	125	06/18/21 15:53	06/22/21 18:17	75-35-4	
cis-1,2-Dichloroethene	ND	ug/kg	758	259	125	06/18/21 15:53	06/22/21 18:17	156-59-2	
trans-1,2-Dichloroethene	ND	ug/kg	758	265	125	06/18/21 15:53	06/22/21 18:17	156-60-5	
1,2-Dichloropropane	ND	ug/kg	758	227	125	06/18/21 15:53	06/22/21 18:17	78-87-5	
1,3-Dichloropropane	ND	ug/kg	758	237	125	06/18/21 15:53	06/22/21 18:17	142-28-9	

REPORT OF LABORATORY ANALYSIS

This report shall not be reproduced, except in full,
without the written consent of Pace Analytical Services, LLC.

Pace Analytical Services, LLC
9800 Kincey Ave. Suite 100
Huntersville, NC 28078
(704)875-9092

ANALYTICAL RESULTS

Project: CPC Huntersville/2020-L1-2448
Pace Project No.: 92544833

Sample: AB7 32-34 **Lab ID: 92544833011** Collected: 06/16/21 11:40 Received: 06/16/21 17:01 Matrix: Solid

Results reported on a "dry weight" basis and are adjusted for percent moisture, sample size and any dilutions.

Parameters	Results	Units	Report Limit	MDL	DF	Prepared	Analyzed	CAS No.	Qual
8260D/5035A/5030B Volatiles	Analytical Method: EPA 8260D Preparation Method: EPA 5035A/5030B Pace Analytical Services - Charlotte								
2,2-Dichloropropane	ND	ug/kg	758	247	125	06/18/21 15:53	06/22/21 18:17	594-20-7	
1,1-Dichloropropene	ND	ug/kg	758	364	125	06/18/21 15:53	06/22/21 18:17	563-58-6	
cis-1,3-Dichloropropene	ND	ug/kg	758	206	125	06/18/21 15:53	06/22/21 18:17	10061-01-5	
trans-1,3-Dichloropropene	ND	ug/kg	758	261	125	06/18/21 15:53	06/22/21 18:17	10061-02-6	
Diisopropyl ether	ND	ug/kg	758	205	125	06/18/21 15:53	06/22/21 18:17	108-20-3	
Ethylbenzene	**167000**	ug/kg	758	353	125	06/18/21 15:53	06/22/21 18:17	100-41-4	
Hexachloro-1,3-butadiene	ND	ug/kg	1520	1240	125	06/18/21 15:53	06/22/21 18:17	87-68-3	
2-Hexanone	ND	ug/kg	7580	731	125	06/18/21 15:53	06/22/21 18:17	591-78-6	
Isopropylbenzene (Cumene)	**13100**	ug/kg	758	258	125	06/18/21 15:53	06/22/21 18:17	98-82-8	
p-Isopropyltoluene	**10900**	ug/kg	758	373	125	06/18/21 15:53	06/22/21 18:17	99-87-6	
Methylene Chloride	ND	ug/kg	3030	2080	125	06/18/21 15:53	06/22/21 18:17	75-09-2	
4-Methyl-2-pentanone (MIBK)	ND	ug/kg	7580	731	125	06/18/21 15:53	06/22/21 18:17	108-10-1	
Methyl-tert-butyl ether	ND	ug/kg	758	284	125	06/18/21 15:53	06/22/21 18:17	1634-04-4	
Naphthalene	**34900**	ug/kg	758	399	125	06/18/21 15:53	06/22/21 18:17	91-20-3	
n-Propylbenzene	ND	ug/kg	758	270	125	06/18/21 15:53	06/22/21 18:17	103-65-1	
Styrene	ND	ug/kg	758	200	125	06/18/21 15:53	06/22/21 18:17	100-42-5	
1,1,1,2-Tetrachloroethane	ND	ug/kg	758	291	125	06/18/21 15:53	06/22/21 18:17	630-20-6	
1,1,2,2-Tetrachloroethane	ND	ug/kg	758	200	125	06/18/21 15:53	06/22/21 18:17	79-34-5	
Tetrachloroethene	ND	ug/kg	758	240	125	06/18/21 15:53	06/22/21 18:17	127-18-4	
Toluene	**609000**	ug/kg	758	215	125	06/18/21 15:53	06/22/21 18:17	108-88-3	
1,2,3-Trichlorobenzene	ND	ug/kg	758	613	125	06/18/21 15:53	06/22/21 18:17	87-61-6	
1,2,4-Trichlorobenzene	ND	ug/kg	758	637	125	06/18/21 15:53	06/22/21 18:17	120-82-1	
1,1,1-Trichloroethane	ND	ug/kg	758	394	125	06/18/21 15:53	06/22/21 18:17	71-55-6	
1,1,2-Trichloroethane	ND	ug/kg	758	252	125	06/18/21 15:53	06/22/21 18:17	79-00-5	
Trichloroethene	ND	ug/kg	758	196	125	06/18/21 15:53	06/22/21 18:17	79-01-6	
Trichlorofluoromethane	ND	ug/kg	758	417	125	06/18/21 15:53	06/22/21 18:17	75-69-4	
1,2,3-Trichloropropane	ND	ug/kg	758	384	125	06/18/21 15:53	06/22/21 18:17	96-18-4	
1,2,4-Trimethylbenzene	**281000**	ug/kg	758	208	125	06/18/21 15:53	06/22/21 18:17	95-63-6	
1,3,5-Trimethylbenzene	**81700**	ug/kg	758	255	125	06/18/21 15:53	06/22/21 18:17	108-67-8	
Vinyl acetate	ND	ug/kg	7580	552	125	06/18/21 15:53	06/22/21 18:17	108-05-4	
Vinyl chloride	ND	ug/kg	1520	385	125	06/18/21 15:53	06/22/21 18:17	75-01-4	
Xylene (Total)	**815000**	ug/kg	1520	432	125	06/18/21 15:53	06/22/21 18:17	1330-20-7	
m&p-Xylene	**582000**	ug/kg	1520	519	125	06/18/21 15:53	06/22/21 18:17	179601-23-1	
o-Xylene	**233000**	ug/kg	758	335	125	06/18/21 15:53	06/22/21 18:17	95-47-6	
Surrogates									
Toluene-d8 (S)	102	%	70-130		125	06/18/21 15:53	06/22/21 18:17	2037-26-5	
4-Bromofluorobenzene (S)	102	%	69-134		125	06/18/21 15:53	06/22/21 18:17	460-00-4	
1,2-Dichloroethane-d4 (S)	122	%	70-130		125	06/18/21 15:53	06/22/21 18:17	17060-07-0	
Percent Moisture	Analytical Method: SW-846 Pace Analytical Services - Charlotte								
Percent Moisture	**17.0**	%	0.10	0.10	1		06/17/21 17:12		N2

REPORT OF LABORATORY ANALYSIS

This report shall not be reproduced, except in full,
without the written consent of Pace Analytical Services, LLC.

Pace Analytical Services, LLC
9800 Kincey Ave. Suite 100
Huntersville, NC 28078
(704)875-9092

ANALYTICAL RESULTS

Project: CPC Huntersville/2020-L1-2448
Pace Project No.: 92544833

Sample: AB8 36-38 **Lab ID: 92544833012** Collected: 06/16/21 14:40 Received: 06/16/21 17:01 Matrix: Solid

Results reported on a "dry weight" basis and are adjusted for percent moisture, sample size and any dilutions.

Parameters	Results	Units	Report Limit	MDL	DF	Prepared	Analyzed	CAS No.	Qual
VPH NC Soil	Analytical Method: MADEP VPH Preparation Method: MADEP VPH Pace Analytical Services - Charlotte								
Total VPH (C5-C12)	**22900**	mg/kg	120	120	40	06/26/21 11:29	06/27/21 10:09		N2
Aliphatic (C05-C08)	**17300**	mg/kg	120	120	40	06/26/21 11:29	06/27/21 10:09		N2
Aliphatic (C09-C12)	**5590**	mg/kg	120	120	40	06/26/21 11:29	06/27/21 10:09		N2
Aliphatic(C09-C12) Adjusted	**4000**	mg/kg	120	120	40	06/26/21 11:29	06/27/21 10:09		N2
Aromatic (C09-C10)	**1590**	mg/kg	120	120	40	06/26/21 11:29	06/27/21 10:09		N2
Surrogates									
4-Bromofluorobenzene (FID) (S)	109	%	70-130		40	06/26/21 11:29	06/27/21 10:09	460-00-4	
4-Bromofluorobenzene (PID) (S)	99	%	70-130		40	06/26/21 11:29	06/27/21 10:09	460-00-4	
8260D/5035A/5030B Volatiles	Analytical Method: EPA 8260D Preparation Method: EPA 5035A/5030B Pace Analytical Services - Charlotte								
Acetone	ND	ug/kg	46300	14900	400	06/18/21 15:53	06/22/21 18:36	67-64-1	R1
Benzene	**181000**	ug/kg	2320	922	400	06/18/21 15:53	06/22/21 18:36	71-43-2	
Bromobenzene	ND	ug/kg	2320	755	400	06/18/21 15:53	06/22/21 18:36	108-86-1	
Bromochloromethane	ND	ug/kg	2320	685	400	06/18/21 15:53	06/22/21 18:36	74-97-5	
Bromodichloromethane	ND	ug/kg	2320	894	400	06/18/21 15:53	06/22/21 18:36	75-27-4	
Bromoform	ND	ug/kg	2320	815	400	06/18/21 15:53	06/22/21 18:36	75-25-2	
Bromomethane	ND	ug/kg	4630	3660	400	06/18/21 15:53	06/22/21 18:36	74-83-9	IK,v1
2-Butanone (MEK)	ND	ug/kg	46300	11100	400	06/18/21 15:53	06/22/21 18:36	78-93-3	
n-Butylbenzene	ND	ug/kg	2320	1090	400	06/18/21 15:53	06/22/21 18:36	104-51-8	
sec-Butylbenzene	ND	ug/kg	2320	1020	400	06/18/21 15:53	06/22/21 18:36	135-98-8	
tert-Butylbenzene	ND	ug/kg	2320	824	400	06/18/21 15:53	06/22/21 18:36	98-06-6	
Carbon tetrachloride	ND	ug/kg	2320	866	400	06/18/21 15:53	06/22/21 18:36	56-23-5	
Chlorobenzene	ND	ug/kg	2320	445	400	06/18/21 15:53	06/22/21 18:36	108-90-7	
Chloroethane	ND	ug/kg	4630	1790	400	06/18/21 15:53	06/22/21 18:36	75-00-3	M1
Chloroform	ND	ug/kg	2320	1410	400	06/18/21 15:53	06/22/21 18:36	67-66-3	
Chloromethane	ND	ug/kg	4630	1940	400	06/18/21 15:53	06/22/21 18:36	74-87-3	
2-Chlorotoluene	ND	ug/kg	2320	820	400	06/18/21 15:53	06/22/21 18:36	95-49-8	
4-Chlorotoluene	ND	ug/kg	2320	410	400	06/18/21 15:53	06/22/21 18:36	106-43-4	
1,2-Dibromo-3-chloropropane	ND	ug/kg	2320	898	400	06/18/21 15:53	06/22/21 18:36	96-12-8	
Dibromochloromethane	ND	ug/kg	2320	1300	400	06/18/21 15:53	06/22/21 18:36	124-48-1	
1,2-Dibromoethane (EDB)	ND	ug/kg	2320	1020	400	06/18/21 15:53	06/22/21 18:36	106-93-4	
Dibromomethane	ND	ug/kg	2320	496	400	06/18/21 15:53	06/22/21 18:36	74-95-3	
1,2-Dichlorobenzene	ND	ug/kg	2320	834	400	06/18/21 15:53	06/22/21 18:36	95-50-1	
1,3-Dichlorobenzene	ND	ug/kg	2320	718	400	06/18/21 15:53	06/22/21 18:36	541-73-1	
1,4-Dichlorobenzene	ND	ug/kg	2320	602	400	06/18/21 15:53	06/22/21 18:36	106-46-7	
Dichlorodifluoromethane	ND	ug/kg	4630	1000	400	06/18/21 15:53	06/22/21 18:36	75-71-8	v2,v3
1,1-Dichloroethane	ND	ug/kg	2320	954	400	06/18/21 15:53	06/22/21 18:36	75-34-3	
1,2-Dichloroethane	ND	ug/kg	2320	1530	400	06/18/21 15:53	06/22/21 18:36	107-06-2	
1,1-Dichloroethene	ND	ug/kg	2320	954	400	06/18/21 15:53	06/22/21 18:36	75-35-4	
cis-1,2-Dichloroethene	ND	ug/kg	2320	792	400	06/18/21 15:53	06/22/21 18:36	156-59-2	
trans-1,2-Dichloroethene	ND	ug/kg	2320	810	400	06/18/21 15:53	06/22/21 18:36	156-60-5	
1,2-Dichloropropane	ND	ug/kg	2320	695	400	06/18/21 15:53	06/22/21 18:36	78-87-5	
1,3-Dichloropropane	ND	ug/kg	2320	722	400	06/18/21 15:53	06/22/21 18:36	142-28-9	

REPORT OF LABORATORY ANALYSIS

This report shall not be reproduced, except in full,
without the written consent of Pace Analytical Services, LLC.

Pace Analytical Services, LLC
9800 Kincey Ave. Suite 100
Huntersville, NC 28078
(704)875-9092

ANALYTICAL RESULTS

Project: CPC Huntersville/2020-L1-2448
Pace Project No.: 92544833

Sample: AB8 36-38 **Lab ID: 92544833012** Collected: 06/16/21 14:40 Received: 06/16/21 17:01 Matrix: Solid

Results reported on a "dry weight" basis and are adjusted for percent moisture, sample size and any dilutions.

Parameters	Results	Units	Report Limit	MDL	DF	Prepared	Analyzed	CAS No.	Qual
8260D/5035A/5030B Volatiles	Analytical Method: EPA 8260D Preparation Method: EPA 5035A/5030B Pace Analytical Services - Charlotte								
2,2-Dichloropropane	ND	ug/kg	2320	755	400	06/18/21 15:53	06/22/21 18:36	594-20-7	M1,R1
1,1-Dichloropropene	ND	ug/kg	2320	1110	400	06/18/21 15:53	06/22/21 18:36	563-58-6	
cis-1,3-Dichloropropene	ND	ug/kg	2320	630	400	06/18/21 15:53	06/22/21 18:36	10061-01-5	
trans-1,3-Dichloropropene	ND	ug/kg	2320	797	400	06/18/21 15:53	06/22/21 18:36	10061-02-6	
Diisopropyl ether	**6940**	ug/kg	2320	625	400	06/18/21 15:53	06/22/21 18:36	108-20-3	
Ethylbenzene	**150000**	ug/kg	2320	1080	400	06/18/21 15:53	06/22/21 18:36	100-41-4	
Hexachloro-1,3-butadiene	ND	ug/kg	4630	3790	400	06/18/21 15:53	06/22/21 18:36	87-68-3	
2-Hexanone	ND	ug/kg	23200	2230	400	06/18/21 15:53	06/22/21 18:36	591-78-6	
Isopropylbenzene (Cumene)	**7340**	ug/kg	2320	787	400	06/18/21 15:53	06/22/21 18:36	98-82-8	
p-Isopropyltoluene	ND	ug/kg	2320	1140	400	06/18/21 15:53	06/22/21 18:36	99-87-6	
Methylene Chloride	ND	ug/kg	9260	6340	400	06/18/21 15:53	06/22/21 18:36	75-09-2	M1
4-Methyl-2-pentanone (MIBK)	ND	ug/kg	23200	2230	400	06/18/21 15:53	06/22/21 18:36	108-10-1	
Methyl-tert-butyl ether	ND	ug/kg	2320	866	400	06/18/21 15:53	06/22/21 18:36	1634-04-4	
Naphthalene	**27500**	ug/kg	2320	1220	400	06/18/21 15:53	06/22/21 18:36	91-20-3	
n-Propylbenzene	ND	ug/kg	2320	824	400	06/18/21 15:53	06/22/21 18:36	103-65-1	
Styrene	ND	ug/kg	2320	611	400	06/18/21 15:53	06/22/21 18:36	100-42-5	
1,1,1,2-Tetrachloroethane	ND	ug/kg	2320	889	400	06/18/21 15:53	06/22/21 18:36	630-20-6	
1,1,2,2-Tetrachloroethane	ND	ug/kg	2320	611	400	06/18/21 15:53	06/22/21 18:36	79-34-5	
Tetrachloroethene	ND	ug/kg	2320	732	400	06/18/21 15:53	06/22/21 18:36	127-18-4	
Toluene	**1050000**	ug/kg	2320	658	400	06/18/21 15:53	06/22/21 18:36	108-88-3	M1,R1
1,2,3-Trichlorobenzene	ND	ug/kg	2320	1870	400	06/18/21 15:53	06/22/21 18:36	87-61-6	
1,2,4-Trichlorobenzene	ND	ug/kg	2320	1940	400	06/18/21 15:53	06/22/21 18:36	120-82-1	
1,1,1-Trichloroethane	ND	ug/kg	2320	1200	400	06/18/21 15:53	06/22/21 18:36	71-55-6	
1,1,2-Trichloroethane	ND	ug/kg	2320	769	400	06/18/21 15:53	06/22/21 18:36	79-00-5	
Trichloroethene	ND	ug/kg	2320	597	400	06/18/21 15:53	06/22/21 18:36	79-01-6	
Trichlorofluoromethane	ND	ug/kg	2320	1270	400	06/18/21 15:53	06/22/21 18:36	75-69-4	
1,2,3-Trichloropropane	ND	ug/kg	2320	1170	400	06/18/21 15:53	06/22/21 18:36	96-18-4	
1,2,4-Trimethylbenzene	**158000**	ug/kg	2320	634	400	06/18/21 15:53	06/22/21 18:36	95-63-6	M1
1,3,5-Trimethylbenzene	ND	ug/kg	2320	778	400	06/18/21 15:53	06/22/21 18:36	108-67-8	
Vinyl acetate	ND	ug/kg	23200	1690	400	06/18/21 15:53	06/22/21 18:36	108-05-4	
Vinyl chloride	ND	ug/kg	4630	1180	400	06/18/21 15:53	06/22/21 18:36	75-01-4	
Xylene (Total)	**733000**	ug/kg	4630	1320	400	06/18/21 15:53	06/22/21 18:36	1330-20-7	
m&p-Xylene	**510000**	ug/kg	4630	1580	400	06/18/21 15:53	06/22/21 18:36	179601-23-1	
o-Xylene	**223000**	ug/kg	2320	1020	400	06/18/21 15:53	06/22/21 18:36	95-47-6	
Surrogates									
Toluene-d8 (S)	103	%	70-130		400	06/18/21 15:53	06/22/21 18:36	2037-26-5	
4-Bromofluorobenzene (S)	102	%	69-134		400	06/18/21 15:53	06/22/21 18:36	460-00-4	
1,2-Dichloroethane-d4 (S)	123	%	70-130		400	06/18/21 15:53	06/22/21 18:36	17060-07-0	
Percent Moisture	Analytical Method: SW-846 Pace Analytical Services - Charlotte								
Percent Moisture	**17.1**	%	0.10	0.10	1		06/17/21 17:12		N2

REPORT OF LABORATORY ANALYSIS

This report shall not be reproduced, except in full,
without the written consent of Pace Analytical Services, LLC.

Pace Analytical Services, LLC
9800 Kincey Ave. Suite 100
Huntersville, NC 28078
(704)875-9092

ANALYTICAL RESULTS

Project: CPC Huntersville/2020-L1-2448
Pace Project No.: 92544833

Sample: AA8 32-33 **Lab ID: 92544833013** Collected: 06/16/21 16:15 Received: 06/16/21 17:01 Matrix: Solid

Results reported on a "dry weight" basis and are adjusted for percent moisture, sample size and any dilutions.

Parameters	Results	Units	Report Limit	MDL	DF	Prepared	Analyzed	CAS No.	Qual
VPH NC Soil	Analytical Method: MADEP VPH Preparation Method: MADEP VPH Pace Analytical Services - Charlotte								
Total VPH (C5-C12)	**4610**	mg/kg	27.0	27.0	10	06/25/21 14:12	06/26/21 09:23		N2
Aliphatic (C05-C08)	**2910**	mg/kg	27.0	27.0	10	06/25/21 14:12	06/26/21 09:23		N2
Aliphatic (C09-C12)	**1700**	mg/kg	27.0	27.0	10	06/25/21 14:12	06/26/21 09:23		N2
Aliphatic(C09-C12) Adjusted	**1190**	mg/kg	27.0	27.0	10	06/25/21 14:12	06/26/21 09:23		N2
Aromatic (C09-C10)	**503**	mg/kg	27.0	27.0	10	06/25/21 14:12	06/26/21 09:23		N2
Surrogates									
4-Bromofluorobenzene (FID) (S)	140	%	70-130		10	06/25/21 14:12	06/26/21 09:23	460-00-4	S2
4-Bromofluorobenzene (PID) (S)	91	%	70-130		10	06/25/21 14:12	06/26/21 09:23	460-00-4	
8260D/5035A/5030B Volatiles	Analytical Method: EPA 8260D Preparation Method: EPA 5035A/5030B Pace Analytical Services - Charlotte								
Acetone	ND	ug/kg	2650	850	25	06/18/21 15:53	06/22/21 16:45	67-64-1	
Benzene	**5170**	ug/kg	132	52.7	25	06/18/21 15:53	06/22/21 16:45	71-43-2	
Bromobenzene	ND	ug/kg	132	43.2	25	06/18/21 15:53	06/22/21 16:45	108-86-1	
Bromochloromethane	ND	ug/kg	132	39.2	25	06/18/21 15:53	06/22/21 16:45	74-97-5	
Bromodichloromethane	ND	ug/kg	132	51.1	25	06/18/21 15:53	06/22/21 16:45	75-27-4	
Bromoform	ND	ug/kg	132	46.6	25	06/18/21 15:53	06/22/21 16:45	75-25-2	
Bromomethane	ND	ug/kg	265	209	25	06/18/21 15:53	06/22/21 16:45	74-83-9	IK,v1
2-Butanone (MEK)	ND	ug/kg	2650	636	25	06/18/21 15:53	06/22/21 16:45	78-93-3	
n-Butylbenzene	ND	ug/kg	132	62.5	25	06/18/21 15:53	06/22/21 16:45	104-51-8	
sec-Butylbenzene	ND	ug/kg	132	58.3	25	06/18/21 15:53	06/22/21 16:45	135-98-8	
tert-Butylbenzene	ND	ug/kg	132	47.2	25	06/18/21 15:53	06/22/21 16:45	98-06-6	
Carbon tetrachloride	ND	ug/kg	132	49.5	25	06/18/21 15:53	06/22/21 16:45	56-23-5	
Chlorobenzene	ND	ug/kg	132	25.4	25	06/18/21 15:53	06/22/21 16:45	108-90-7	
Chloroethane	ND	ug/kg	265	102	25	06/18/21 15:53	06/22/21 16:45	75-00-3	
Chloroform	ND	ug/kg	132	80.5	25	06/18/21 15:53	06/22/21 16:45	67-66-3	
Chloromethane	ND	ug/kg	265	111	25	06/18/21 15:53	06/22/21 16:45	74-87-3	
2-Chlorotoluene	ND	ug/kg	132	46.9	25	06/18/21 15:53	06/22/21 16:45	95-49-8	
4-Chlorotoluene	ND	ug/kg	132	23.4	25	06/18/21 15:53	06/22/21 16:45	106-43-4	
1,2-Dibromo-3-chloropropane	ND	ug/kg	132	51.4	25	06/18/21 15:53	06/22/21 16:45	96-12-8	
Dibromochloromethane	ND	ug/kg	132	74.4	25	06/18/21 15:53	06/22/21 16:45	124-48-1	
1,2-Dibromoethane (EDB)	ND	ug/kg	132	58.3	25	06/18/21 15:53	06/22/21 16:45	106-93-4	
Dibromomethane	ND	ug/kg	132	28.3	25	06/18/21 15:53	06/22/21 16:45	74-95-3	
1,2-Dichlorobenzene	ND	ug/kg	132	47.7	25	06/18/21 15:53	06/22/21 16:45	95-50-1	
1,3-Dichlorobenzene	ND	ug/kg	132	41.1	25	06/18/21 15:53	06/22/21 16:45	541-73-1	
1,4-Dichlorobenzene	ND	ug/kg	132	34.4	25	06/18/21 15:53	06/22/21 16:45	106-46-7	
Dichlorodifluoromethane	ND	ug/kg	265	57.5	25	06/18/21 15:53	06/22/21 16:45	75-71-8	v2
1,1-Dichloroethane	ND	ug/kg	132	54.6	25	06/18/21 15:53	06/22/21 16:45	75-34-3	
1,2-Dichloroethane	ND	ug/kg	132	87.7	25	06/18/21 15:53	06/22/21 16:45	107-06-2	
1,1-Dichloroethene	ND	ug/kg	132	54.6	25	06/18/21 15:53	06/22/21 16:45	75-35-4	
cis-1,2-Dichloroethene	ND	ug/kg	132	45.3	25	06/18/21 15:53	06/22/21 16:45	156-59-2	
trans-1,2-Dichloroethene	ND	ug/kg	132	46.4	25	06/18/21 15:53	06/22/21 16:45	156-60-5	
1,2-Dichloropropane	ND	ug/kg	132	39.7	25	06/18/21 15:53	06/22/21 16:45	78-87-5	
1,3-Dichloropropane	ND	ug/kg	132	41.3	25	06/18/21 15:53	06/22/21 16:45	142-28-9	

REPORT OF LABORATORY ANALYSIS

This report shall not be reproduced, except in full,
without the written consent of Pace Analytical Services, LLC.

Pace Analytical Services, LLC
9800 Kincey Ave. Suite 100
Huntersville, NC 28078
(704)875-9092

ANALYTICAL RESULTS

Project: CPC Huntersville/2020-L1-2448
Pace Project No.: 92544833

Sample: AA8 32-33 **Lab ID: 92544833013** Collected: 06/16/21 16:15 Received: 06/16/21 17:01 Matrix: Solid

Results reported on a "dry weight" basis and are adjusted for percent moisture, sample size and any dilutions.

Parameters	Results	Units	Report Limit	MDL	DF	Prepared	Analyzed	CAS No.	Qual
8260D/5035A/5030B Volatiles	Analytical Method: EPA 8260D Preparation Method: EPA 5035A/5030B Pace Analytical Services - Charlotte								
2,2-Dichloropropane	ND	ug/kg	132	43.2	25	06/18/21 15:53	06/22/21 16:45	594-20-7	
1,1-Dichloropropene	ND	ug/kg	132	63.6	25	06/18/21 15:53	06/22/21 16:45	563-58-6	
cis-1,3-Dichloropropene	ND	ug/kg	132	36.0	25	06/18/21 15:53	06/22/21 16:45	10061-01-5	
trans-1,3-Dichloropropene	ND	ug/kg	132	45.6	25	06/18/21 15:53	06/22/21 16:45	10061-02-6	
Diisopropyl ether	ND	ug/kg	132	35.8	25	06/18/21 15:53	06/22/21 16:45	108-20-3	
Ethylbenzene	**33900**	ug/kg	132	61.7	25	06/18/21 15:53	06/22/21 16:45	100-41-4	
Hexachloro-1,3-butadiene	ND	ug/kg	265	217	25	06/18/21 15:53	06/22/21 16:45	87-68-3	
2-Hexanone	ND	ug/kg	1320	128	25	06/18/21 15:53	06/22/21 16:45	591-78-6	
Isopropylbenzene (Cumene)	**2930**	ug/kg	132	45.0	25	06/18/21 15:53	06/22/21 16:45	98-82-8	
p-Isopropyltoluene	**2520**	ug/kg	132	65.2	25	06/18/21 15:53	06/22/21 16:45	99-87-6	
Methylene Chloride	ND	ug/kg	530	363	25	06/18/21 15:53	06/22/21 16:45	75-09-2	
4-Methyl-2-pentanone (MIBK)	ND	ug/kg	1320	128	25	06/18/21 15:53	06/22/21 16:45	108-10-1	
Methyl-tert-butyl ether	ND	ug/kg	132	49.5	25	06/18/21 15:53	06/22/21 16:45	1634-04-4	
Naphthalene	**10600**	ug/kg	132	69.7	25	06/18/21 15:53	06/22/21 16:45	91-20-3	
n-Propylbenzene	ND	ug/kg	132	47.2	25	06/18/21 15:53	06/22/21 16:45	103-65-1	
Styrene	ND	ug/kg	132	35.0	25	06/18/21 15:53	06/22/21 16:45	100-42-5	
1,1,1,2-Tetrachloroethane	ND	ug/kg	132	50.9	25	06/18/21 15:53	06/22/21 16:45	630-20-6	
1,1,2,2-Tetrachloroethane	ND	ug/kg	132	35.0	25	06/18/21 15:53	06/22/21 16:45	79-34-5	
Tetrachloroethene	ND	ug/kg	132	41.9	25	06/18/21 15:53	06/22/21 16:45	127-18-4	
Toluene	**93700**	ug/kg	132	37.6	25	06/18/21 15:53	06/22/21 16:45	108-88-3	
1,2,3-Trichlorobenzene	ND	ug/kg	132	107	25	06/18/21 15:53	06/22/21 16:45	87-61-6	
1,2,4-Trichlorobenzene	ND	ug/kg	132	111	25	06/18/21 15:53	06/22/21 16:45	120-82-1	
1,1,1-Trichloroethane	ND	ug/kg	132	68.9	25	06/18/21 15:53	06/22/21 16:45	71-55-6	
1,1,2-Trichloroethane	ND	ug/kg	132	44.0	25	06/18/21 15:53	06/22/21 16:45	79-00-5	
Trichloroethene	ND	ug/kg	132	34.2	25	06/18/21 15:53	06/22/21 16:45	79-01-6	
Trichlorofluoromethane	ND	ug/kg	132	72.9	25	06/18/21 15:53	06/22/21 16:45	75-69-4	
1,2,3-Trichloropropane	ND	ug/kg	132	67.0	25	06/18/21 15:53	06/22/21 16:45	96-18-4	
1,2,4-Trimethylbenzene	**71300**	ug/kg	132	36.3	25	06/18/21 15:53	06/22/21 16:45	95-63-6	
1,3,5-Trimethylbenzene	ND	ug/kg	132	44.5	25	06/18/21 15:53	06/22/21 16:45	108-67-8	
Vinyl acetate	ND	ug/kg	1320	96.4	25	06/18/21 15:53	06/22/21 16:45	108-05-4	
Vinyl chloride	ND	ug/kg	265	67.3	25	06/18/21 15:53	06/22/21 16:45	75-01-4	
Xylene (Total)	**174000**	ug/kg	265	75.5	25	06/18/21 15:53	06/22/21 16:45	1330-20-7	
m&p-Xylene	**122000**	ug/kg	265	90.6	25	06/18/21 15:53	06/22/21 16:45	179601-23-1	
o-Xylene	**51300**	ug/kg	132	58.6	25	06/18/21 15:53	06/22/21 16:45	95-47-6	
Surrogates									
Toluene-d8 (S)	103	%	70-130		25	06/18/21 15:53	06/22/21 16:45	2037-26-5	
4-Bromofluorobenzene (S)	102	%	69-134		25	06/18/21 15:53	06/22/21 16:45	460-00-4	
1,2-Dichloroethane-d4 (S)	126	%	70-130		25	06/18/21 15:53	06/22/21 16:45	17060-07-0	
Percent Moisture	Analytical Method: SW-846 Pace Analytical Services - Charlotte								
Percent Moisture	**9.9**	%	0.10	0.10	1		06/17/21 17:12		N2

REPORT OF LABORATORY ANALYSIS

This report shall not be reproduced, except in full,
without the written consent of Pace Analytical Services, LLC.

Pace Analytical Services, LLC
9800 Kincey Ave. Suite 100
Huntersville, NC 28078
(704)875-9092

QUALITY CONTROL DATA

Project: CPC Huntersville/2020-L1-2448
Pace Project No.: 92544833

QC Batch: 628187 | Analysis Method: MADEP VPH
QC Batch Method: MADEP VPH | Analysis Description: VPH NC Soil
Laboratory: Pace Analytical Services - Charlotte
Associated Lab Samples: 92544833001, 92544833003, 92544833005, 92544833007

METHOD BLANK: 3302322 Matrix: Solid
Associated Lab Samples: 92544833001, 92544833003, 92544833005, 92544833007

Parameter	Units	Blank Result	Reporting Limit	MDL	Analyzed	Qualifiers
Aliphatic (C05-C08)	mg/kg	ND	2.5	2.5	06/23/21 19:57	N2
Aliphatic (C09-C12)	mg/kg	ND	2.5	2.5	06/23/21 19:57	N2
Aromatic (C09-C10)	mg/kg	ND	2.5	2.5	06/23/21 19:57	N2
4-Bromofluorobenzene (FID) (S)	%	101	70-130		06/23/21 19:57	
4-Bromofluorobenzene (PID) (S)	%	102	70-130		06/23/21 19:57	

LABORATORY CONTROL SAMPLE & LCSD: 3302323 3302324

Parameter	Units	Spike Conc.	LCS Result	LCSD Result	LCS % Rec	LCSD % Rec	% Rec Limits	RPD	Max RPD	Qualifiers
Aliphatic (C05-C08)	mg/kg	15.1	13.0	13.2	86	87	70-130	2	25	N2
Aliphatic (C09-C12)	mg/kg	15.1	16.4	17.5	108	116	70-130	7	25	N2
Aromatic (C09-C10)	mg/kg	5	5.5	5.7	108	113	70-130	4	25	N2
4-Bromofluorobenzene (FID) (S)	%				103	104	70-130			
4-Bromofluorobenzene (PID) (S)	%				102	103	70-130			

Results presented on this page are in the units indicated by the "Units" column except where an alternate unit is presented to the right of the result.

REPORT OF LABORATORY ANALYSIS

This report shall not be reproduced, except in full,
without the written consent of Pace Analytical Services, LLC.

Pace Analytical Services, LLC
9800 Kincey Ave. Suite 100
Huntersville, NC 28078
(704)875-9092

QUALITY CONTROL DATA

Project: CPC Huntersville/2020-L1-2448
Pace Project No.: 92544833

QC Batch: 629337
QC Batch Method: MADEP VPH
Analysis Method: MADEP VPH
Analysis Description: VPH NC Soil
Laboratory: Pace Analytical Services - Charlotte
Associated Lab Samples: 92544833008, 92544833009

METHOD BLANK: 3307495 Matrix: Solid
Associated Lab Samples: 92544833008, 92544833009

Parameter	Units	Blank Result	Reporting Limit	MDL	Analyzed	Qualifiers
Aliphatic (C05-C08)	mg/kg	ND	2.5	2.5	06/24/21 16:05	N2
Aliphatic (C09-C12)	mg/kg	ND	2.5	2.5	06/24/21 16:05	N2
Aromatic (C09-C10)	mg/kg	ND	2.5	2.5	06/24/21 16:05	N2
4-Bromofluorobenzene (FID) (S)	%	105	70-130		06/24/21 16:05	
4-Bromofluorobenzene (PID) (S)	%	108	70-130		06/24/21 16:05	

LABORATORY CONTROL SAMPLE & LCSD: 3307496 3307497

Parameter	Units	Spike Conc.	LCS Result	LCSD Result	LCS % Rec	LCSD % Rec	% Rec Limits	RPD	Max RPD	Qualifiers
Aliphatic (C05-C08)	mg/kg	14.9	12.7	12.3	85	83	70-130	3	25	N2
Aliphatic (C09-C12)	mg/kg	14.9	16.1	16.1	109	109	70-130	0	25	N2
Aromatic (C09-C10)	mg/kg	5	5.6	5.5	112	111	70-130	1	25	N2
4-Bromofluorobenzene (FID) (S)	%				100	101	70-130			
4-Bromofluorobenzene (PID) (S)	%				99	99	70-130			

Results presented on this page are in the units indicated by the "Units" column except where an alternate unit is presented to the right of the result.

REPORT OF LABORATORY ANALYSIS

This report shall not be reproduced, except in full,
without the written consent of Pace Analytical Services, LLC.

Pace Analytical Services, LLC
9800 Kincey Ave. Suite 100
Huntersville, NC 28078
(704)875-9092

QUALITY CONTROL DATA

Project: CPC Huntersville/2020-L1-2448
Pace Project No.: 92544833

QC Batch: 629695
QC Batch Method: MADEP VPH
Analysis Method: MADEP VPH
Analysis Description: VPH NC Soil
Laboratory: Pace Analytical Services - Charlotte
Associated Lab Samples: 92544833004, 92544833006, 92544833013

METHOD BLANK: 3309375 Matrix: Solid
Associated Lab Samples: 92544833004, 92544833006, 92544833013

Parameter	Units	Blank Result	Reporting Limit	MDL	Analyzed	Qualifiers
Aliphatic (C05-C08)	mg/kg	ND	2.5	2.5	06/25/21 16:17	N2
Aliphatic (C09-C12)	mg/kg	ND	2.5	2.5	06/25/21 16:17	N2
Aromatic (C09-C10)	mg/kg	ND	2.5	2.5	06/25/21 16:17	N2
4-Bromofluorobenzene (FID) (S)	%	101	70-130		06/25/21 16:17	
4-Bromofluorobenzene (PID) (S)	%	102	70-130		06/25/21 16:17	

LABORATORY CONTROL SAMPLE & LCSD: 3309376 3309377

Parameter	Units	Spike Conc.	LCS Result	LCSD Result	LCS % Rec	LCSD % Rec	% Rec Limits	RPD	Max RPD	Qualifiers
Aliphatic (C05-C08)	mg/kg	14.9	12.8	12.0	86	80	70-130	7	25	N2
Aliphatic (C09-C12)	mg/kg	14.9	16.4	16.1	110	108	70-130	2	25	N2
Aromatic (C09-C10)	mg/kg	5	5.7	5.5	115	111	70-130	4	25	N2
4-Bromofluorobenzene (FID) (S)	%				105	104	70-130			
4-Bromofluorobenzene (PID) (S)	%				103	103	70-130			

Results presented on this page are in the units indicated by the "Units" column except where an alternate unit is presented to the right of the result.

REPORT OF LABORATORY ANALYSIS

This report shall not be reproduced, except in full,
without the written consent of Pace Analytical Services, LLC.

Pace Analytical Services, LLC
9800 Kincey Ave. Suite 100
Huntersville, NC 28078
(704)875-9092

QUALITY CONTROL DATA

Project: CPC Huntersville/2020-L1-2448
Pace Project No.: 92544833

QC Batch: 629826 Analysis Method: MADEP VPH
QC Batch Method: MADEP VPH Analysis Description: VPH NC Soil
Laboratory: Pace Analytical Services - Charlotte
Associated Lab Samples: 92544833002, 92544833010, 92544833011, 92544833012

METHOD BLANK: 3309912 Matrix: Solid
Associated Lab Samples: 92544833002, 92544833010, 92544833011, 92544833012

Parameter	Units	Blank Result	Reporting Limit	MDL	Analyzed	Qualifiers
Aliphatic (C05-C08)	mg/kg	ND	2.5	2.5	06/26/21 16:31	N2
Aliphatic (C09-C12)	mg/kg	ND	2.5	2.5	06/26/21 16:31	N2
Aromatic (C09-C10)	mg/kg	ND	2.5	2.5	06/26/21 16:31	N2
4-Bromofluorobenzene (FID) (S)	%	101	70-130		06/26/21 16:31	
4-Bromofluorobenzene (PID) (S)	%	102	70-130		06/26/21 16:31	

LABORATORY CONTROL SAMPLE & LCSD: 3309913 3309914

Parameter	Units	Spike Conc.	LCS Result	LCSD Result	LCS % Rec	LCSD % Rec	% Rec Limits	RPD	Max RPD	Qualifiers
Aliphatic (C05-C08)	mg/kg	15.2	13.3	12.4	88	82	70-130	7	25	N2
Aliphatic (C09-C12)	mg/kg	15.2	15.3	15.1	101	99	70-130	2	25	N2
Aromatic (C09-C10)	mg/kg	5.1	5.7	5.6	113	111	70-130	2	25	N2
4-Bromofluorobenzene (FID) (S)	%				102	101	70-130			
4-Bromofluorobenzene (PID) (S)	%				100	99	70-130			

Results presented on this page are in the units indicated by the "Units" column except where an alternate unit is presented to the right of the result.

REPORT OF LABORATORY ANALYSIS

This report shall not be reproduced, except in full,
without the written consent of Pace Analytical Services, LLC.

Pace Analytical Services, LLC
9800 Kincey Ave. Suite 100
Huntersville, NC 28078
(704)875-9092

QUALITY CONTROL DATA

Project: CPC Huntersville/2020-L1-2448
Pace Project No.: 92544833

QC Batch: 627907
QC Batch Method: EPA 5035A/5030B
Analysis Method: EPA 8260D
Analysis Description: 8260D 5035A 5030B
Laboratory: Pace Analytical Services - Charlotte
Associated Lab Samples: 92544833005, 92544833007, 92544833008

METHOD BLANK: 3300843 Matrix: Solid
Associated Lab Samples: 92544833005, 92544833007, 92544833008

Parameter	Units	Blank Result	Reporting Limit	MDL	Analyzed	Qualifiers
1,1,1,2-Tetrachloroethane	ug/kg	ND	5.0	1.9	06/17/21 17:41	
1,1,1-Trichloroethane	ug/kg	ND	5.0	2.6	06/17/21 17:41	
1,1,2,2-Tetrachloroethane	ug/kg	ND	5.0	1.3	06/17/21 17:41	
1,1,2-Trichloroethane	ug/kg	ND	5.0	1.7	06/17/21 17:41	
1,1-Dichloroethane	ug/kg	ND	5.0	2.1	06/17/21 17:41	
1,1-Dichloroethene	ug/kg	ND	5.0	2.1	06/17/21 17:41	
1,1-Dichloropropene	ug/kg	ND	5.0	2.4	06/17/21 17:41	
1,2,3-Trichlorobenzene	ug/kg	ND	5.0	4.0	06/17/21 17:41	
1,2,3-Trichloropropane	ug/kg	ND	5.0	2.5	06/17/21 17:41	
1,2,4-Trichlorobenzene	ug/kg	ND	5.0	4.2	06/17/21 17:41	
1,2,4-Trimethylbenzene	ug/kg	ND	5.0	1.4	06/17/21 17:41	
1,2-Dibromo-3-chloropropane	ug/kg	ND	5.0	1.9	06/17/21 17:41	
1,2-Dibromoethane (EDB)	ug/kg	ND	5.0	2.2	06/17/21 17:41	
1,2-Dichlorobenzene	ug/kg	ND	5.0	1.8	06/17/21 17:41	
1,2-Dichloroethane	ug/kg	ND	5.0	3.3	06/17/21 17:41	
1,2-Dichloropropane	ug/kg	ND	5.0	1.5	06/17/21 17:41	
1,3,5-Trimethylbenzene	ug/kg	ND	5.0	1.7	06/17/21 17:41	
1,3-Dichlorobenzene	ug/kg	ND	5.0	1.6	06/17/21 17:41	
1,3-Dichloropropane	ug/kg	ND	5.0	1.6	06/17/21 17:41	
1,4-Dichlorobenzene	ug/kg	ND	5.0	1.3	06/17/21 17:41	
2,2-Dichloropropane	ug/kg	ND	5.0	1.6	06/17/21 17:41	
2-Butanone (MEK)	ug/kg	ND	100	24.0	06/17/21 17:41	
2-Chlorotoluene	ug/kg	ND	5.0	1.8	06/17/21 17:41	
2-Hexanone	ug/kg	ND	50.0	4.8	06/17/21 17:41	
4-Chlorotoluene	ug/kg	ND	5.0	0.88	06/17/21 17:41	
4-Methyl-2-pentanone (MIBK)	ug/kg	ND	50.0	4.8	06/17/21 17:41	
Acetone	ug/kg	ND	100	32.1	06/17/21 17:41	
Benzene	ug/kg	ND	5.0	2.0	06/17/21 17:41	
Bromobenzene	ug/kg	ND	5.0	1.6	06/17/21 17:41	
Bromochloromethane	ug/kg	ND	5.0	1.5	06/17/21 17:41	
Bromodichloromethane	ug/kg	ND	5.0	1.9	06/17/21 17:41	
Bromoform	ug/kg	ND	5.0	1.8	06/17/21 17:41	
Bromomethane	ug/kg	ND	10.0	7.9	06/17/21 17:41	IK,v1
Carbon tetrachloride	ug/kg	ND	5.0	1.9	06/17/21 17:41	
Chlorobenzene	ug/kg	ND	5.0	0.96	06/17/21 17:41	
Chloroethane	ug/kg	ND	10.0	3.9	06/17/21 17:41	
Chloroform	ug/kg	ND	5.0	3.0	06/17/21 17:41	
Chloromethane	ug/kg	ND	10.0	4.2	06/17/21 17:41	
cis-1,2-Dichloroethene	ug/kg	ND	5.0	1.7	06/17/21 17:41	
cis-1,3-Dichloropropene	ug/kg	ND	5.0	1.4	06/17/21 17:41	

Results presented on this page are in the units indicated by the "Units" column except where an alternate unit is presented to the right of the result.

REPORT OF LABORATORY ANALYSIS

This report shall not be reproduced, except in full,
without the written consent of Pace Analytical Services, LLC.

Pace Analytical Services, LLC
9800 Kincey Ave. Suite 100
Huntersville, NC 28078
(704)875-9092

QUALITY CONTROL DATA

Project: CPC Huntersville/2020-L1-2448
Pace Project No.: 92544833

METHOD BLANK: 3300843 Matrix: Solid
Associated Lab Samples: 92544833005, 92544833007, 92544833008

Parameter	Units	Blank Result	Reporting Limit	MDL	Analyzed	Qualifiers
Dibromochloromethane	ug/kg	ND	5.0	2.8	06/17/21 17:41	
Dibromomethane	ug/kg	ND	5.0	1.1	06/17/21 17:41	
Dichlorodifluoromethane	ug/kg	ND	10.0	2.2	06/17/21 17:41	
Diisopropyl ether	ug/kg	ND	5.0	1.4	06/17/21 17:41	
Ethylbenzene	ug/kg	ND	5.0	2.3	06/17/21 17:41	
Hexachloro-1,3-butadiene	ug/kg	ND	10.0	8.2	06/17/21 17:41	
Isopropylbenzene (Cumene)	ug/kg	ND	5.0	1.7	06/17/21 17:41	
m&p-Xylene	ug/kg	ND	10.0	3.4	06/17/21 17:41	
Methyl-tert-butyl ether	ug/kg	ND	5.0	1.9	06/17/21 17:41	
Methylene Chloride	ug/kg	ND	20.0	13.7	06/17/21 17:41	
n-Butylbenzene	ug/kg	ND	5.0	2.4	06/17/21 17:41	
n-Propylbenzene	ug/kg	ND	5.0	1.8	06/17/21 17:41	
Naphthalene	ug/kg	ND	5.0	2.6	06/17/21 17:41	
o-Xylene	ug/kg	ND	5.0	2.2	06/17/21 17:41	
p-Isopropyltoluene	ug/kg	ND	5.0	2.5	06/17/21 17:41	
sec-Butylbenzene	ug/kg	ND	5.0	2.2	06/17/21 17:41	
Styrene	ug/kg	ND	5.0	1.3	06/17/21 17:41	
tert-Butylbenzene	ug/kg	ND	5.0	1.8	06/17/21 17:41	
Tetrachloroethene	ug/kg	ND	5.0	1.6	06/17/21 17:41	
Toluene	ug/kg	ND	5.0	1.4	06/17/21 17:41	
trans-1,2-Dichloroethene	ug/kg	ND	5.0	1.8	06/17/21 17:41	
trans-1,3-Dichloropropene	ug/kg	ND	5.0	1.7	06/17/21 17:41	
Trichloroethene	ug/kg	ND	5.0	1.3	06/17/21 17:41	
Trichlorofluoromethane	ug/kg	ND	5.0	2.8	06/17/21 17:41	
Vinyl acetate	ug/kg	ND	50.0	3.6	06/17/21 17:41	
Vinyl chloride	ug/kg	ND	10.0	2.5	06/17/21 17:41	
Xylene (Total)	ug/kg	ND	10.0	2.8	06/17/21 17:41	
1,2-Dichloroethane-d4 (S)	%	114	70-130		06/17/21 17:41	
4-Bromofluorobenzene (S)	%	101	69-134		06/17/21 17:41	
Toluene-d8 (S)	%	102	70-130		06/17/21 17:41	

LABORATORY CONTROL SAMPLE: 3300844

Parameter	Units	Spike Conc.	LCS Result	LCS % Rec	% Rec Limits	Qualifiers
1,1,1,2-Tetrachloroethane	ug/kg	1250	1130	91	70-130	
1,1,1-Trichloroethane	ug/kg	1250	1060	85	70-130	
1,1,2,2-Tetrachloroethane	ug/kg	1250	1090	87	70-130	
1,1,2-Trichloroethane	ug/kg	1250	1060	85	70-130	
1,1-Dichloroethane	ug/kg	1250	1210	97	70-130	
1,1-Dichloroethene	ug/kg	1250	1230	99	70-130	
1,1-Dichloropropene	ug/kg	1250	1170	93	70-130	
1,2,3-Trichlorobenzene	ug/kg	1250	1160	93	65-130	
1,2,3-Trichloropropane	ug/kg	1250	1150	92	70-130	
1,2,4-Trichlorobenzene	ug/kg	1250	1160	93	68-130	

Results presented on this page are in the units indicated by the "Units" column except where an alternate unit is presented to the right of the result.

REPORT OF LABORATORY ANALYSIS

This report shall not be reproduced, except in full,
without the written consent of Pace Analytical Services, LLC.

Pace Analytical Services, LLC
9800 Kincey Ave. Suite 100
Huntersville, NC 28078
(704)875-9092

QUALITY CONTROL DATA

Project: CPC Huntersville/2020-L1-2448
Pace Project No.: 92544833

LABORATORY CONTROL SAMPLE: 3300844

Parameter	Units	Spike Conc.	LCS Result	LCS % Rec	% Rec Limits	Qualifiers
1,2,4-Trimethylbenzene	ug/kg	1250	1170	93	70-130	
1,2-Dibromo-3-chloropropane	ug/kg	1250	1080	87	70-130	
1,2-Dibromoethane (EDB)	ug/kg	1250	1140	91	70-130	
1,2-Dichlorobenzene	ug/kg	1250	1110	89	70-130	
1,2-Dichloroethane	ug/kg	1250	1140	91	63-130	
1,2-Dichloropropane	ug/kg	1250	1190	95	70-130	
1,3,5-Trimethylbenzene	ug/kg	1250	1150	92	70-130	
1,3-Dichlorobenzene	ug/kg	1250	1100	88	70-130	
1,3-Dichloropropane	ug/kg	1250	1160	93	70-130	
1,4-Dichlorobenzene	ug/kg	1250	1130	90	70-130	
2,2-Dichloropropane	ug/kg	1250	1100	88	66-130	
2-Butanone (MEK)	ug/kg	2500	2490	100	70-130	
2-Chlorotoluene	ug/kg	1250	1200	96	70-130	
2-Hexanone	ug/kg	2500	2440	98	70-130	
4-Chlorotoluene	ug/kg	1250	1120	89	70-130	
4-Methyl-2-pentanone (MIBK)	ug/kg	2500	2470	99	70-130	
Acetone	ug/kg	2500	2390	95	69-130	
Benzene	ug/kg	1250	1130	91	70-130	
Bromobenzene	ug/kg	1250	1140	91	70-130	
Bromochloromethane	ug/kg	1250	1160	93	70-130	
Bromodichloromethane	ug/kg	1250	1040	84	69-130	
Bromoform	ug/kg	1250	1080	86	70-130	
Bromomethane	ug/kg	1250	1640	131	52-130	IK,L1,v1
Carbon tetrachloride	ug/kg	1250	1140	91	70-130	
Chlorobenzene	ug/kg	1250	1140	91	70-130	
Chloroethane	ug/kg	1250	1340	107	65-130	
Chloroform	ug/kg	1250	1250	100	70-130	
Chloromethane	ug/kg	1250	1120	89	55-130	
cis-1,2-Dichloroethene	ug/kg	1250	1190	95	70-130	
cis-1,3-Dichloropropene	ug/kg	1250	1160	93	70-130	
Dibromochloromethane	ug/kg	1250	1120	90	70-130	
Dibromomethane	ug/kg	1250	1120	90	70-130	
Dichlorodifluoromethane	ug/kg	1250	1120	90	45-156	
Diisopropyl ether	ug/kg	1250	1140	91	70-130	
Ethylbenzene	ug/kg	1250	1270	101	70-130	
Hexachloro-1,3-butadiene	ug/kg	1250	1230	98	66-130	
Isopropylbenzene (Cumene)	ug/kg	1250	1190	95	70-130	
m&p-Xylene	ug/kg	2500	2340	94	70-130	
Methyl-tert-butyl ether	ug/kg	1250	1120	89	70-130	
Methylene Chloride	ug/kg	1250	1280	102	65-130	
n-Butylbenzene	ug/kg	1250	1240	99	67-130	
n-Propylbenzene	ug/kg	1250	1200	96	70-130	
Naphthalene	ug/kg	1250	1120	90	70-130	
o-Xylene	ug/kg	1250	1160	93	70-130	
p-Isopropyltoluene	ug/kg	1250	1160	93	67-130	
sec-Butylbenzene	ug/kg	1250	1160	93	69-130	
Styrene	ug/kg	1250	1160	93	70-130	

Results presented on this page are in the units indicated by the "Units" column except where an alternate unit is presented to the right of the result.

REPORT OF LABORATORY ANALYSIS

This report shall not be reproduced, except in full,
without the written consent of Pace Analytical Services, LLC.

Pace Analytical Services, LLC
9800 Kincey Ave. Suite 100
Huntersville, NC 28078
(704)875-9092

QUALITY CONTROL DATA

Project: CPC Huntersville/2020-L1-2448
Pace Project No.: 92544833

LABORATORY CONTROL SAMPLE: 3300844

Parameter	Units	Spike Conc.	LCS Result	LCS % Rec	% Rec Limits	Qualifiers
tert-Butylbenzene	ug/kg	1250	1110	89	67-130	
Tetrachloroethene	ug/kg	1250	1040	83	70-130	
Toluene	ug/kg	1250	1110	89	70-130	
trans-1,2-Dichloroethene	ug/kg	1250	1220	98	70-130	
trans-1,3-Dichloropropene	ug/kg	1250	1160	93	68-130	
Trichloroethene	ug/kg	1250	1140	92	70-130	
Trichlorofluoromethane	ug/kg	1250	1190	95	70-130	
Vinyl acetate	ug/kg	2500	2660	106	70-130	
Vinyl chloride	ug/kg	1250	1220	98	61-130	
Xylene (Total)	ug/kg	3750	3500	93	70-130	
1,2-Dichloroethane-d4 (S)	%			102	70-130	
4-Bromofluorobenzene (S)	%			102	69-134	
Toluene-d8 (S)	%			101	70-130	

MATRIX SPIKE SAMPLE: 3300846

Parameter	Units	92544833007 Result	Spike Conc.	MS Result	MS % Rec	% Rec Limits	Qualifiers
1,1,1,2-Tetrachloroethane	ug/kg	ND	597	583	98	70-131	
1,1,1-Trichloroethane	ug/kg	ND	597	588	99	65-133	
1,1,2,2-Tetrachloroethane	ug/kg	ND	597	538	90	66-130	
1,1,2-Trichloroethane	ug/kg	ND	597	526	88	66-133	
1,1-Dichloroethane	ug/kg	ND	597	645	108	65-130	
1,1-Dichloroethene	ug/kg	ND	597	694	116	10-158	
1,1-Dichloropropene	ug/kg	ND	597	658	110	68-133	
1,2,3-Trichlorobenzene	ug/kg	ND	597	565	95	27-138	
1,2,3-Trichloropropane	ug/kg	ND	597	558	94	67-130	
1,2,4-Trichlorobenzene	ug/kg	ND	597	597	100	51-134	
1,2,4-Trimethylbenzene	ug/kg	ND	597	623	104	63-136	
1,2-Dibromo-3-chloropropane	ug/kg	ND	597	468	78	32-130	
1,2-Dibromoethane (EDB)	ug/kg	ND	597	568	95	70-130	
1,2-Dichlorobenzene	ug/kg	ND	597	598	100	69-130	
1,2-Dichloroethane	ug/kg	ND	597	604	101	59-130	
1,2-Dichloropropane	ug/kg	ND	597	623	104	70-130	
1,3,5-Trimethylbenzene	ug/kg	ND	597	630	106	65-137	
1,3-Dichlorobenzene	ug/kg	ND	597	616	103	70-130	
1,3-Dichloropropane	ug/kg	ND	597	613	103	70-130	
1,4-Dichlorobenzene	ug/kg	ND	597	605	101	68-130	
2,2-Dichloropropane	ug/kg	ND	597	529	89	32-130	
2-Butanone (MEK)	ug/kg	ND	1190	1120	94	10-136	
2-Chlorotoluene	ug/kg	ND	597	651	109	69-141	
2-Hexanone	ug/kg	ND	1190	1110	93	10-144	
4-Chlorotoluene	ug/kg	ND	597	608	102	70-132	
4-Methyl-2-pentanone (MIBK)	ug/kg	ND	1190	1160	98	25-143	
Acetone	ug/kg	ND	1190	1010	85	10-130	
Benzene	ug/kg	6.2	597	611	101	67-130	

Results presented on this page are in the units indicated by the "Units" column except where an alternate unit is presented to the right of the result.

REPORT OF LABORATORY ANALYSIS

This report shall not be reproduced, except in full,
without the written consent of Pace Analytical Services, LLC.

Pace Analytical Services, LLC
9800 Kincey Ave. Suite 100
Huntersville, NC 28078
(704)875-9092

QUALITY CONTROL DATA

Project: CPC Huntersville/2020-L1-2448
Pace Project No.: 92544833

MATRIX SPIKE SAMPLE: 3300846

Parameter	Units	92544833007 Result	Spike Conc.	MS Result	MS % Rec	% Rec Limits	Qualifiers
Bromobenzene	ug/kg	ND	597	604	101	70-130	
Bromochloromethane	ug/kg	ND	597	585	98	69-134	
Bromodichloromethane	ug/kg	ND	597	519	87	64-130	
Bromoform	ug/kg	ND	597	481	81	62-130	
Bromomethane	ug/kg	ND	597	567	95	20-176	IK,v1
Carbon tetrachloride	ug/kg	ND	597	583	98	65-140	
Chlorobenzene	ug/kg	ND	597	619	104	70-130	
Chloroethane	ug/kg	ND	597	254	43	10-130	
Chloroform	ug/kg	ND	597	650	109	63-130	
Chloromethane	ug/kg	ND	597	699	117	58-130	
cis-1,2-Dichloroethene	ug/kg	ND	597	642	108	66-130	
cis-1,3-Dichloropropene	ug/kg	ND	597	572	96	67-130	
Dibromochloromethane	ug/kg	ND	597	529	89	67-130	
Dibromomethane	ug/kg	ND	597	557	93	63-131	
Dichlorodifluoromethane	ug/kg	ND	597	660	111	44-180	
Diisopropyl ether	ug/kg	ND	597	607	102	63-130	
Ethylbenzene	ug/kg	ND	597	709	119	66-130	
Hexachloro-1,3-butadiene	ug/kg	ND	597	713	120	64-150	
Isopropylbenzene (Cumene)	ug/kg	ND	597	662	111	69-135	
m&p-Xylene	ug/kg	11.1J	1190	1320	110	60-133	
Methyl-tert-butyl ether	ug/kg	ND	597	580	97	65-130	
Methylene Chloride	ug/kg	ND	597	685	115	61-130	
n-Butylbenzene	ug/kg	ND	597	694	116	65-140	
n-Propylbenzene	ug/kg	ND	597	673	113	67-140	
Naphthalene	ug/kg	ND	597	512	86	15-145	
o-Xylene	ug/kg	ND	597	626	105	66-133	
p-Isopropyltoluene	ug/kg	ND	597	651	109	56-147	
sec-Butylbenzene	ug/kg	ND	597	667	112	65-139	
Styrene	ug/kg	ND	597	610	102	70-132	
tert-Butylbenzene	ug/kg	ND	597	627	105	62-135	
Tetrachloroethene	ug/kg	ND	597	583	98	70-135	
Toluene	ug/kg	29.7	597	621	99	67-130	
trans-1,2-Dichloroethene	ug/kg	ND	597	662	111	69-130	
trans-1,3-Dichloropropene	ug/kg	ND	597	566	95	62-130	
Trichloroethene	ug/kg	ND	597	598	100	70-135	
Trichlorofluoromethane	ug/kg	ND	597	200	34	10-130	
Vinyl acetate	ug/kg	ND	1190	1310	110	53-130	
Vinyl chloride	ug/kg	ND	597	679	114	61-148	
Xylene (Total)	ug/kg	11.1J	1790	1950	108	63-132	
1,2-Dichloroethane-d4 (S)	%				129	70-130	
4-Bromofluorobenzene (S)	%				101	69-134	
Toluene-d8 (S)	%				101	70-130	

Results presented on this page are in the units indicated by the "Units" column except where an alternate unit is presented to the right of the result.

REPORT OF LABORATORY ANALYSIS

This report shall not be reproduced, except in full,
without the written consent of Pace Analytical Services, LLC.

Pace Analytical Services, LLC
9800 Kincey Ave. Suite 100
Huntersville, NC 28078
(704)875-9092

QUALITY CONTROL DATA

Project: CPC Huntersville/2020-L1-2448
Pace Project No.: 92544833

SAMPLE DUPLICATE: 3300845

Parameter	Units	92544833005 Result	Dup Result	RPD	Max RPD	Qualifiers
1,1,1,2-Tetrachloroethane	ug/kg	ND	ND		30	
1,1,1-Trichloroethane	ug/kg	ND	ND		30	
1,1,2,2-Tetrachloroethane	ug/kg	ND	ND		30	
1,1,2-Trichloroethane	ug/kg	ND	ND		30	
1,1-Dichloroethane	ug/kg	ND	ND		30	
1,1-Dichloroethene	ug/kg	ND	ND		30	
1,1-Dichloropropene	ug/kg	ND	ND		30	
1,2,3-Trichlorobenzene	ug/kg	ND	ND		30	
1,2,3-Trichloropropane	ug/kg	ND	ND		30	
1,2,4-Trichlorobenzene	ug/kg	ND	ND		30	
1,2,4-Trimethylbenzene	ug/kg	ND	ND		30	
1,2-Dibromo-3-chloropropane	ug/kg	ND	ND		30	
1,2-Dibromoethane (EDB)	ug/kg	ND	ND		30	
1,2-Dichlorobenzene	ug/kg	ND	ND		30	
1,2-Dichloroethane	ug/kg	ND	ND		30	
1,2-Dichloropropane	ug/kg	ND	ND		30	
1,3,5-Trimethylbenzene	ug/kg	3.6J	3.8J		30	
1,3-Dichlorobenzene	ug/kg	ND	ND		30	
1,3-Dichloropropane	ug/kg	ND	ND		30	
1,4-Dichlorobenzene	ug/kg	ND	ND		30	
2,2-Dichloropropane	ug/kg	ND	ND		30	
2-Butanone (MEK)	ug/kg	ND	ND		30	
2-Chlorotoluene	ug/kg	ND	ND		30	
2-Hexanone	ug/kg	ND	ND		30	
4-Chlorotoluene	ug/kg	ND	ND		30	
4-Methyl-2-pentanone (MIBK)	ug/kg	ND	ND		30	
Acetone	ug/kg	ND	ND		30	
Benzene	ug/kg	116	118	2	30	
Bromobenzene	ug/kg	ND	ND		30	
Bromochloromethane	ug/kg	ND	ND		30	
Bromodichloromethane	ug/kg	ND	ND		30	
Bromoform	ug/kg	ND	ND		30	
Bromomethane	ug/kg	ND	ND		30	IK,v1
Carbon tetrachloride	ug/kg	ND	ND		30	
Chlorobenzene	ug/kg	ND	ND		30	
Chloroethane	ug/kg	ND	ND		30	
Chloroform	ug/kg	ND	ND		30	
Chloromethane	ug/kg	ND	ND		30	
cis-1,2-Dichloroethene	ug/kg	ND	ND		30	
cis-1,3-Dichloropropene	ug/kg	ND	ND		30	
Dibromochloromethane	ug/kg	ND	ND		30	
Dibromomethane	ug/kg	ND	ND		30	
Dichlorodifluoromethane	ug/kg	ND	ND		30	
Diisopropyl ether	ug/kg	4.1J	3.8J		30	
Ethylbenzene	ug/kg	8.4	9.3	9	30	
Hexachloro-1,3-butadiene	ug/kg	ND	ND		30	
Isopropylbenzene (Cumene)	ug/kg	ND	ND		30	

Results presented on this page are in the units indicated by the "Units" column except where an alternate unit is presented to the right of the result.

REPORT OF LABORATORY ANALYSIS

This report shall not be reproduced, except in full,
without the written consent of Pace Analytical Services, LLC.

Pace Analytical Services, LLC
9800 Kincey Ave. Suite 100
Huntersville, NC 28078
(704)875-9092

QUALITY CONTROL DATA

Project: CPC Huntersville/2020-L1-2448
Pace Project No.: 92544833

SAMPLE DUPLICATE: 3300845

Parameter	Units	92544833005 Result	Dup Result	RPD	Max RPD	Qualifiers
m&p-Xylene	ug/kg	32.3	31.9	1	30	
Methyl-tert-butyl ether	ug/kg	ND	ND		30	
Methylene Chloride	ug/kg	ND	ND		30	
n-Butylbenzene	ug/kg	ND	ND		30	
n-Propylbenzene	ug/kg	ND	ND		30	
Naphthalene	ug/kg	ND	ND		30	
o-Xylene	ug/kg	8.5	8.3	3	30	
p-Isopropyltoluene	ug/kg	ND	ND		30	
sec-Butylbenzene	ug/kg	ND	ND		30	
Styrene	ug/kg	ND	ND		30	
tert-Butylbenzene	ug/kg	ND	ND		30	
Tetrachloroethene	ug/kg	ND	ND		30	
Toluene	ug/kg	240	250	4	30	
trans-1,2-Dichloroethene	ug/kg	ND	ND		30	
trans-1,3-Dichloropropene	ug/kg	ND	ND		30	
Trichloroethene	ug/kg	ND	ND		30	
Trichlorofluoromethane	ug/kg	ND	ND		30	
Vinyl acetate	ug/kg	ND	ND		30	
Vinyl chloride	ug/kg	ND	ND		30	
Xylene (Total)	ug/kg	40.8	40.2	1	30	
1,2-Dichloroethane-d4 (S)	%	111	112			
4-Bromofluorobenzene (S)	%	103	100			
Toluene-d8 (S)	%	101	101			

Results presented on this page are in the units indicated by the "Units" column except where an alternate unit is presented to the right of the result.

REPORT OF LABORATORY ANALYSIS

This report shall not be reproduced, except in full,
without the written consent of Pace Analytical Services, LLC.

Pace Analytical Services, LLC
9800 Kincey Ave. Suite 100
Huntersville, NC 28078
(704)875-9092

QUALITY CONTROL DATA

Project: CPC Huntersville/2020-L1-2448
Pace Project No.: 92544833

QC Batch: 627908 Analysis Method: EPA 8260D
QC Batch Method: EPA 5035A/5030B Analysis Description: 8260D 5035A 5030B
Laboratory: Pace Analytical Services - Charlotte
Associated Lab Samples: 92544833001, 92544833002, 92544833003, 92544833004, 92544833006, 92544833009, 92544833010, 92544833011, 92544833012, 92544833013

METHOD BLANK: 3300851 Matrix: Solid
Associated Lab Samples: 92544833001, 92544833002, 92544833003, 92544833004, 92544833006, 92544833009, 92544833010, 92544833011, 92544833012, 92544833013

Parameter	Units	Blank Result	Reporting Limit	MDL	Analyzed	Qualifiers
1,1,1,2-Tetrachloroethane	ug/kg	ND	5.0	1.9	06/22/21 12:08	
1,1,1-Trichloroethane	ug/kg	ND	5.0	2.6	06/22/21 12:08	
1,1,2,2-Tetrachloroethane	ug/kg	ND	5.0	1.3	06/22/21 12:08	
1,1,2-Trichloroethane	ug/kg	ND	5.0	1.7	06/22/21 12:08	
1,1-Dichloroethane	ug/kg	ND	5.0	2.1	06/22/21 12:08	
1,1-Dichloroethene	ug/kg	ND	5.0	2.1	06/22/21 12:08	
1,1-Dichloropropene	ug/kg	ND	5.0	2.4	06/22/21 12:08	
1,2,3-Trichlorobenzene	ug/kg	ND	5.0	4.0	06/22/21 12:08	
1,2,3-Trichloropropane	ug/kg	ND	5.0	2.5	06/22/21 12:08	
1,2,4-Trichlorobenzene	ug/kg	ND	5.0	4.2	06/22/21 12:08	
1,2,4-Trimethylbenzene	ug/kg	ND	5.0	1.4	06/22/21 12:08	
1,2-Dibromo-3-chloropropane	ug/kg	ND	5.0	1.9	06/22/21 12:08	
1,2-Dibromoethane (EDB)	ug/kg	ND	5.0	2.2	06/22/21 12:08	
1,2-Dichlorobenzene	ug/kg	ND	5.0	1.8	06/22/21 12:08	
1,2-Dichloroethane	ug/kg	ND	5.0	3.3	06/22/21 12:08	
1,2-Dichloropropane	ug/kg	ND	5.0	1.5	06/22/21 12:08	
1,3,5-Trimethylbenzene	ug/kg	ND	5.0	1.7	06/22/21 12:08	
1,3-Dichlorobenzene	ug/kg	ND	5.0	1.6	06/22/21 12:08	
1,3-Dichloropropane	ug/kg	ND	5.0	1.6	06/22/21 12:08	
1,4-Dichlorobenzene	ug/kg	ND	5.0	1.3	06/22/21 12:08	
2,2-Dichloropropane	ug/kg	ND	5.0	1.6	06/22/21 12:08	
2-Butanone (MEK)	ug/kg	ND	100	24.0	06/22/21 12:08	
2-Chlorotoluene	ug/kg	ND	5.0	1.8	06/22/21 12:08	
2-Hexanone	ug/kg	ND	50.0	4.8	06/22/21 12:08	
4-Chlorotoluene	ug/kg	ND	5.0	0.88	06/22/21 12:08	
4-Methyl-2-pentanone (MIBK)	ug/kg	ND	50.0	4.8	06/22/21 12:08	
Acetone	ug/kg	ND	100	32.1	06/22/21 12:08	
Benzene	ug/kg	ND	5.0	2.0	06/22/21 12:08	
Bromobenzene	ug/kg	ND	5.0	1.6	06/22/21 12:08	
Bromochloromethane	ug/kg	ND	5.0	1.5	06/22/21 12:08	
Bromodichloromethane	ug/kg	ND	5.0	1.9	06/22/21 12:08	
Bromoform	ug/kg	ND	5.0	1.8	06/22/21 12:08	
Bromomethane	ug/kg	ND	10.0	7.9	06/22/21 12:08	IK,v1
Carbon tetrachloride	ug/kg	ND	5.0	1.9	06/22/21 12:08	
Chlorobenzene	ug/kg	ND	5.0	0.96	06/22/21 12:08	
Chloroethane	ug/kg	ND	10.0	3.9	06/22/21 12:08	
Chloroform	ug/kg	ND	5.0	3.0	06/22/21 12:08	
Chloromethane	ug/kg	ND	10.0	4.2	06/22/21 12:08	
cis-1,2-Dichloroethene	ug/kg	ND	5.0	1.7	06/22/21 12:08	

Results presented on this page are in the units indicated by the "Units" column except where an alternate unit is presented to the right of the result.

REPORT OF LABORATORY ANALYSIS

This report shall not be reproduced, except in full,
without the written consent of Pace Analytical Services, LLC.

Pace Analytical Services, LLC
9800 Kincey Ave. Suite 100
Huntersville, NC 28078
(704)875-9092

QUALITY CONTROL DATA

Project: CPC Huntersville/2020-L1-2448
Pace Project No.: 92544833

METHOD BLANK: 3300851 Matrix: Solid
Associated Lab Samples: 92544833001, 92544833002, 92544833003, 92544833004, 92544833006, 92544833009, 92544833010, 92544833011, 92544833012, 92544833013

Parameter	Units	Blank Result	Reporting Limit	MDL	Analyzed	Qualifiers
cis-1,3-Dichloropropene	ug/kg	ND	5.0	1.4	06/22/21 12:08	
Dibromochloromethane	ug/kg	ND	5.0	2.8	06/22/21 12:08	
Dibromomethane	ug/kg	ND	5.0	1.1	06/22/21 12:08	
Dichlorodifluoromethane	ug/kg	ND	10.0	2.2	06/22/21 12:08	v2
Diisopropyl ether	ug/kg	ND	5.0	1.4	06/22/21 12:08	
Ethylbenzene	ug/kg	ND	5.0	2.3	06/22/21 12:08	
Hexachloro-1,3-butadiene	ug/kg	ND	10.0	8.2	06/22/21 12:08	
Isopropylbenzene (Cumene)	ug/kg	ND	5.0	1.7	06/22/21 12:08	
m&p-Xylene	ug/kg	ND	10.0	3.4	06/22/21 12:08	
Methyl-tert-butyl ether	ug/kg	ND	5.0	1.9	06/22/21 12:08	
Methylene Chloride	ug/kg	ND	20.0	13.7	06/22/21 12:08	
n-Butylbenzene	ug/kg	ND	5.0	2.4	06/22/21 12:08	
n-Propylbenzene	ug/kg	ND	5.0	1.8	06/22/21 12:08	
Naphthalene	ug/kg	ND	5.0	2.6	06/22/21 12:08	
o-Xylene	ug/kg	ND	5.0	2.2	06/22/21 12:08	
p-Isopropyltoluene	ug/kg	ND	5.0	2.5	06/22/21 12:08	
sec-Butylbenzene	ug/kg	ND	5.0	2.2	06/22/21 12:08	
Styrene	ug/kg	ND	5.0	1.3	06/22/21 12:08	
tert-Butylbenzene	ug/kg	ND	5.0	1.8	06/22/21 12:08	
Tetrachloroethene	ug/kg	ND	5.0	1.6	06/22/21 12:08	
Toluene	ug/kg	ND	5.0	1.4	06/22/21 12:08	
trans-1,2-Dichloroethene	ug/kg	ND	5.0	1.8	06/22/21 12:08	
trans-1,3-Dichloropropene	ug/kg	ND	5.0	1.7	06/22/21 12:08	
Trichloroethene	ug/kg	ND	5.0	1.3	06/22/21 12:08	
Trichlorofluoromethane	ug/kg	ND	5.0	2.8	06/22/21 12:08	
Vinyl acetate	ug/kg	ND	50.0	3.6	06/22/21 12:08	
Vinyl chloride	ug/kg	ND	10.0	2.5	06/22/21 12:08	
Xylene (Total)	ug/kg	ND	10.0	2.8	06/22/21 12:08	
1,2-Dichloroethane-d4 (S)	%	126	70-130		06/22/21 12:08	
4-Bromofluorobenzene (S)	%	102	69-134		06/22/21 12:08	
Toluene-d8 (S)	%	104	70-130		06/22/21 12:08	

LABORATORY CONTROL SAMPLE: 3300852

Parameter	Units	Spike Conc.	LCS Result	LCS % Rec	% Rec Limits	Qualifiers
1,1,1,2-Tetrachloroethane	ug/kg	1250	1150	92	70-130	
1,1,1-Trichloroethane	ug/kg	1250	1170	93	70-130	
1,1,2,2-Tetrachloroethane	ug/kg	1250	1100	88	70-130	
1,1,2-Trichloroethane	ug/kg	1250	1070	86	70-130	
1,1-Dichloroethane	ug/kg	1250	1310	105	70-130	
1,1-Dichloroethene	ug/kg	1250	1370	109	70-130	
1,1-Dichloropropene	ug/kg	1250	1280	102	70-130	
1,2,3-Trichlorobenzene	ug/kg	1250	1160	93	65-130	

Results presented on this page are in the units indicated by the "Units" column except where an alternate unit is presented to the right of the result.

REPORT OF LABORATORY ANALYSIS

This report shall not be reproduced, except in full,
without the written consent of Pace Analytical Services, LLC.

Pace Analytical Services, LLC
9800 Kincey Ave. Suite 100
Huntersville, NC 28078
(704)875-9092

QUALITY CONTROL DATA

Project: CPC Huntersville/2020-L1-2448
Pace Project No.: 92544833

LABORATORY CONTROL SAMPLE: 3300852

Parameter	Units	Spike Conc.	LCS Result	LCS % Rec	% Rec Limits	Qualifiers
1,2,3-Trichloropropane	ug/kg	1250	1180	94	70-130	
1,2,4-Trichlorobenzene	ug/kg	1250	1150	92	68-130	
1,2,4-Trimethylbenzene	ug/kg	1250	1190	95	70-130	
1,2-Dibromo-3-chloropropane	ug/kg	1250	1120	90	70-130	
1,2-Dibromoethane (EDB)	ug/kg	1250	1130	91	70-130	
1,2-Dichlorobenzene	ug/kg	1250	1120	89	70-130	
1,2-Dichloroethane	ug/kg	1250	1240	99	63-130	
1,2-Dichloropropane	ug/kg	1250	1230	98	70-130	
1,3,5-Trimethylbenzene	ug/kg	1250	1170	94	70-130	
1,3-Dichlorobenzene	ug/kg	1250	1110	89	70-130	
1,3-Dichloropropane	ug/kg	1250	1180	94	70-130	
1,4-Dichlorobenzene	ug/kg	1250	1120	90	70-130	
2,2-Dichloropropane	ug/kg	1250	1210	96	66-130	
2-Butanone (MEK)	ug/kg	2500	2710	108	70-130	
2-Chlorotoluene	ug/kg	1250	1230	98	70-130	
2-Hexanone	ug/kg	2500	2550	102	70-130	
4-Chlorotoluene	ug/kg	1250	1150	92	70-130	
4-Methyl-2-pentanone (MIBK)	ug/kg	2500	2590	104	70-130	
Acetone	ug/kg	2500	2630	105	69-130	
Benzene	ug/kg	1250	1160	93	70-130	
Bromobenzene	ug/kg	1250	1160	93	70-130	
Bromochloromethane	ug/kg	1250	1230	99	70-130	
Bromodichloromethane	ug/kg	1250	1090	87	69-130	
Bromoform	ug/kg	1250	1120	89	70-130	
Bromomethane	ug/kg	1250	1550	124	52-130	IK,v1
Carbon tetrachloride	ug/kg	1250	1190	95	70-130	
Chlorobenzene	ug/kg	1250	1150	92	70-130	
Chloroethane	ug/kg	1250	1360	109	65-130	
Chloroform	ug/kg	1250	1340	107	70-130	
Chloromethane	ug/kg	1250	1110	88	55-130	
cis-1,2-Dichloroethene	ug/kg	1250	1300	104	70-130	
cis-1,3-Dichloropropene	ug/kg	1250	1190	95	70-130	
Dibromochloromethane	ug/kg	1250	1150	92	70-130	
Dibromomethane	ug/kg	1250	1110	89	70-130	
Dichlorodifluoromethane	ug/kg	1250	919	74	45-156	v3
Diisopropyl ether	ug/kg	1250	1260	101	70-130	
Ethylbenzene	ug/kg	1250	1290	103	70-130	
Hexachloro-1,3-butadiene	ug/kg	1250	1260	100	66-130	
Isopropylbenzene (Cumene)	ug/kg	1250	1210	96	70-130	
m&p-Xylene	ug/kg	2500	2390	95	70-130	
Methyl-tert-butyl ether	ug/kg	1250	1190	95	70-130	
Methylene Chloride	ug/kg	1250	1400	112	65-130	
n-Butylbenzene	ug/kg	1250	1280	102	67-130	
n-Propylbenzene	ug/kg	1250	1250	100	70-130	
Naphthalene	ug/kg	1250	1120	89	70-130	
o-Xylene	ug/kg	1250	1180	94	70-130	
p-Isopropyltoluene	ug/kg	1250	1190	95	67-130	

Results presented on this page are in the units indicated by the "Units" column except where an alternate unit is presented to the right of the result.

REPORT OF LABORATORY ANALYSIS

This report shall not be reproduced, except in full,
without the written consent of Pace Analytical Services, LLC.

Pace Analytical Services, LLC
9800 Kincey Ave. Suite 100
Huntersville, NC 28078
(704)875-9092

QUALITY CONTROL DATA

Project: CPC Huntersville/2020-L1-2448
Pace Project No.: 92544833

LABORATORY CONTROL SAMPLE: 3300852

Parameter	Units	Spike Conc.	LCS Result	LCS % Rec	% Rec Limits	Qualifiers
sec-Butylbenzene	ug/kg	1250	1190	95	69-130	
Styrene	ug/kg	1250	1180	94	70-130	
tert-Butylbenzene	ug/kg	1250	1120	90	67-130	
Tetrachloroethene	ug/kg	1250	1070	85	70-130	
Toluene	ug/kg	1250	1130	90	70-130	
trans-1,2-Dichloroethene	ug/kg	1250	1330	106	70-130	
trans-1,3-Dichloropropene	ug/kg	1250	1200	96	68-130	
Trichloroethene	ug/kg	1250	1150	92	70-130	
Trichlorofluoromethane	ug/kg	1250	1250	100	70-130	
Vinyl acetate	ug/kg	2500	2910	116	70-130	
Vinyl chloride	ug/kg	1250	1230	99	61-130	
Xylene (Total)	ug/kg	3750	3570	95	70-130	
1,2-Dichloroethane-d4 (S)	%			112	70-130	
4-Bromofluorobenzene (S)	%			103	69-134	
Toluene-d8 (S)	%			103	70-130	

MATRIX SPIKE & MATRIX SPIKE DUPLICATE: 3302596 3302597

Parameter	Units	92544833012 Result	MS Spike Conc.	MSD Spike Conc.	MS Result	MSD Result	MS % Rec	MSD % Rec	% Rec Limits	RPD	Max RPD	Qual
1,1,1,2-Tetrachloroethane	ug/kg	ND	232000	232000	243000	204000	105	88	70-131	17	30	
1,1,1-Trichloroethane	ug/kg	ND	232000	232000	255000	209000	110	90	65-133	19	30	
1,1,2,2-Tetrachloroethane	ug/kg	ND	232000	232000	230000	194000	99	84	66-130	17	30	
1,1,2-Trichloroethane	ug/kg	ND	232000	232000	230000	197000	99	85	66-133	16	30	
1,1-Dichloroethane	ug/kg	ND	232000	232000	285000	234000	123	101	65-130	20	30	
1,1-Dichloroethene	ug/kg	ND	232000	232000	305000	244000	132	106	10-158	22	30	
1,1-Dichloropropene	ug/kg	ND	232000	232000	276000	225000	119	97	68-133	21	30	
1,2,3-Trichlorobenzene	ug/kg	ND	232000	232000	237000	216000	102	93	27-138	9	30	
1,2,3-Trichloropropane	ug/kg	ND	232000	232000	209000	200000	90	87	67-130	4	30	
1,2,4-Trichlorobenzene	ug/kg	ND	232000	232000	229000	215000	99	93	51-134	7	30	
1,2,4-Trimethylbenzene	ug/kg	158000	232000	232000	404000	478000	106	139	63-136	17	30	M1
1,2-Dibromo-3-chloropropane	ug/kg	ND	232000	232000	211000	185000	91	80	32-130	13	30	
1,2-Dibromoethane (EDB)	ug/kg	ND	232000	232000	242000	202000	105	87	70-130	18	30	
1,2-Dichlorobenzene	ug/kg	ND	232000	232000	240000	207000	104	89	69-130	15	30	
1,2-Dichloroethane	ug/kg	ND	232000	232000	268000	222000	116	96	59-130	19	30	
1,2-Dichloropropane	ug/kg	ND	232000	232000	268000	227000	116	98	70-130	16	30	
1,3,5-Trimethylbenzene	ug/kg	ND	232000	232000	290000	277000	125	120	65-137	5	30	
1,3-Dichlorobenzene	ug/kg	ND	232000	232000	238000	202000	103	87	70-130	16	30	
1,3-Dichloropropane	ug/kg	ND	232000	232000	252000	214000	109	93	70-130	16	30	
1,4-Dichlorobenzene	ug/kg	ND	232000	232000	236000	203000	102	88	68-130	15	30	
2,2-Dichloropropane	ug/kg	ND	232000	232000	55100	218000	24	94	32-130	119	30	M1,R1
2-Butanone (MEK)	ug/kg	ND	463000	463000	508000	423000	110	91	10-136	18	30	
2-Chlorotoluene	ug/kg	ND	232000	232000	265000	224000	114	97	69-141	17	30	
2-Hexanone	ug/kg	ND	463000	463000	474000	405000	102	87	10-144	16	30	

Results presented on this page are in the units indicated by the "Units" column except where an alternate unit is presented to the right of the result.

REPORT OF LABORATORY ANALYSIS

This report shall not be reproduced, except in full,
without the written consent of Pace Analytical Services, LLC.

Pace Analytical Services, LLC
9800 Kincey Ave. Suite 100
Huntersville, NC 28078
(704)875-9092

QUALITY CONTROL DATA

Project: CPC Huntersville/2020-L1-2448
Pace Project No.: 92544833

MATRIX SPIKE & MATRIX SPIKE DUPLICATE: 3302596 3302597

Parameter	Units	92544833012 Result	MS Spike Conc.	MSD Spike Conc.	MS Result	MSD Result	MS % Rec	MSD % Rec	% Rec Limits	RPD	Max RPD	Qual
4-Chlorotoluene	ug/kg	ND	232000	232000	239000	206000	103	89	70-132	15	30	
4-Methyl-2-pentanone (MIBK)	ug/kg	ND	463000	463000	518000	438000	112	95	25-143	17	30	
Acetone	ug/kg	ND	463000	463000	591000	408000	128	88	10-130	37	30	R1
Benzene	ug/kg	181000	232000	232000	446000	354000	114	75	67-130	23	30	
Bromobenzene	ug/kg	ND	232000	232000	248000	213000	107	92	70-130	15	30	
Bromochloromethane	ug/kg	ND	232000	232000	263000	223000	114	96	69-134	17	30	
Bromodichloromethane	ug/kg	ND	232000	232000	230000	200000	99	86	64-130	14	30	
Bromoform	ug/kg	ND	232000	232000	206000	187000	89	81	62-130	10	30	
Bromomethane	ug/kg	ND	232000	232000	395000	354000	171	153	20-176	11	30	IK,v1
Carbon tetrachloride	ug/kg	ND	232000	232000	256000	222000	111	96	65-140	14	30	
Chlorobenzene	ug/kg	ND	232000	232000	250000	208000	108	90	70-130	18	30	
Chloroethane	ug/kg	ND	232000	232000	319000	259000	138	112	10-130	21	30	M1
Chloroform	ug/kg	ND	232000	232000	291000	239000	125	103	63-130	19	30	
Chloromethane	ug/kg	ND	232000	232000	272000	236000	117	102	58-130	14	30	
cis-1,2-Dichloroethene	ug/kg	ND	232000	232000	280000	231000	121	100	66-130	19	30	
cis-1,3-Dichloropropene	ug/kg	ND	232000	232000	194000	218000	84	94	67-130	12	30	
Dibromochloromethane	ug/kg	ND	232000	232000	228000	199000	99	86	67-130	14	30	
Dibromomethane	ug/kg	ND	232000	232000	243000	215000	105	93	63-131	12	30	
Dichlorodifluoromethane	ug/kg	ND	232000	232000	252000	239000	109	103	44-180	5	30	v3
Diisopropyl ether	ug/kg	6940	232000	232000	274000	223000	115	93	63-130	20	30	
Ethylbenzene	ug/kg	150000	232000	232000	433000	336000	122	80	66-130	25	30	
Hexachloro-1,3-butadiene	ug/kg	ND	232000	232000	229000	245000	99	106	64-150	7	30	
Isopropylbenzene (Cumene)	ug/kg	7340	232000	232000	265000	226000	111	94	69-135	16	30	
m&p-Xylene	ug/kg	510000	463000	463000	1040000	811000	115	65	60-133	25	30	
Methyl-tert-butyl ether	ug/kg	ND	232000	232000	250000	210000	108	91	65-130	18	30	
Methylene Chloride	ug/kg	ND	232000	232000	327000	248000	141	107	61-130	27	30	M1
n-Butylbenzene	ug/kg	ND	232000	232000	253000	257000	109	111	65-140	2	30	
n-Propylbenzene	ug/kg	ND	232000	232000	278000	247000	120	107	67-140	12	30	
Naphthalene	ug/kg	27500	232000	232000	257000	289000	99	113	15-145	12	30	
o-Xylene	ug/kg	223000	232000	232000	477000	409000	110	80	66-133	15	30	
p-Isopropyltoluene	ug/kg	ND	232000	232000	248000	229000	107	99	56-147	8	30	
sec-Butylbenzene	ug/kg	ND	232000	232000	255000	230000	110	99	65-139	10	30	
Styrene	ug/kg	ND	232000	232000	249000	212000	108	92	70-132	16	30	
tert-Butylbenzene	ug/kg	ND	232000	232000	247000	217000	107	94	62-135	13	30	
Tetrachloroethene	ug/kg	ND	232000	232000	223000	189000	96	82	70-135	17	30	
Toluene	ug/kg	1050000	232000	232000	1320000	888000	116	-72	67-130	39	30	M1,R1
trans-1,2-Dichloroethene	ug/kg	ND	232000	232000	281000	236000	121	102	69-130	17	30	
trans-1,3-Dichloropropene	ug/kg	ND	232000	232000	190000	218000	82	94	62-130	13	30	
Trichloroethene	ug/kg	ND	232000	232000	257000	217000	111	94	70-135	17	30	
Trichlorofluoromethane	ug/kg	ND	232000	232000	284000	232000	123	100	10-130	20	30	
Vinyl acetate	ug/kg	ND	463000	463000	370000	493000	80	106	53-130	28	30	v1
Vinyl chloride	ug/kg	ND	232000	232000	291000	251000	126	109	61-148	15	30	
Xylene (Total)	ug/kg	733000	695000	695000	1520000	1220000	113	70	63-132	22	30	
1,2-Dichloroethane-d4 (S)	%						112	107	70-130			

Results presented on this page are in the units indicated by the "Units" column except where an alternate unit is presented to the right of the result.

REPORT OF LABORATORY ANALYSIS

This report shall not be reproduced, except in full,
without the written consent of Pace Analytical Services, LLC.

Pace Analytical Services, LLC
9800 Kincey Ave. Suite 100
Huntersville, NC 28078
(704)875-9092

QUALITY CONTROL DATA

Project: CPC Huntersville/2020-L1-2448
Pace Project No.: 92544833

MATRIX SPIKE & MATRIX SPIKE DUPLICATE: 3302596 3302597

Parameter	Units	92544833012 Result	MS Spike Conc.	MSD Spike Conc.	MS Result	MSD Result	MS % Rec	MSD % Rec	% Rec Limits	RPD	Max RPD	Qual
4-Bromofluorobenzene (S)	%						101	100	69-134			
Toluene-d8 (S)	%						102	101	70-130			

Results presented on this page are in the units indicated by the "Units" column except where an alternate unit is presented to the right of the result.

REPORT OF LABORATORY ANALYSIS

This report shall not be reproduced, except in full,
without the written consent of Pace Analytical Services, LLC.

Pace Analytical Services, LLC
9800 Kincey Ave. Suite 100
Huntersville, NC 28078
(704)875-9092

QUALITY CONTROL DATA

Project: CPC Huntersville/2020-L1-2448
Pace Project No.: 92544833

QC Batch: 627986
QC Batch Method: SW-846
Analysis Method: SW-846
Analysis Description: Dry Weight/Percent Moisture
Laboratory: Pace Analytical Services - Charlotte
Associated Lab Samples: 92544833001, 92544833002, 92544833003, 92544833004, 92544833005

SAMPLE DUPLICATE: 3301449

Parameter	Units	92542026004 Result	Dup Result	RPD	Max RPD	Qualifiers
Percent Moisture	%	15.9	16.2	2	25	N2

SAMPLE DUPLICATE: 3301450

Parameter	Units	92544692001 Result	Dup Result	RPD	Max RPD	Qualifiers
Percent Moisture	%	98.2	98.2	0	25	N2

Results presented on this page are in the units indicated by the "Units" column except where an alternate unit is presented to the right of the result.

REPORT OF LABORATORY ANALYSIS

This report shall not be reproduced, except in full,
without the written consent of Pace Analytical Services, LLC.

Pace Analytical Services, LLC
9800 Kincey Ave. Suite 100
Huntersville, NC 28078
(704)875-9092

QUALITY CONTROL DATA

Project: CPC Huntersville/2020-L1-2448
Pace Project No.: 92544833

QC Batch: 627988
QC Batch Method: SW-846
Analysis Method: SW-846
Analysis Description: Dry Weight/Percent Moisture
Laboratory: Pace Analytical Services - Charlotte
Associated Lab Samples: 92544833006, 92544833007, 92544833008, 92544833009, 92544833010, 92544833011, 92544833012, 92544833013

SAMPLE DUPLICATE: 3301508

Parameter	Units	92544816001 Result	Dup Result	RPD	Max RPD	Qualifiers
Percent Moisture	%	18.6	18.3	2	25	N2

SAMPLE DUPLICATE: 3301509

Parameter	Units	92545005004 Result	Dup Result	RPD	Max RPD	Qualifiers
Percent Moisture	%	26.3	23.3	12	25	N2

Results presented on this page are in the units indicated by the "Units" column except where an alternate unit is presented to the right of the result.

REPORT OF LABORATORY ANALYSIS

This report shall not be reproduced, except in full,
without the written consent of Pace Analytical Services, LLC.

Pace Analytical Services, LLC
9800 Kincey Ave. Suite 100
Huntersville, NC 28078
(704)875-9092

QUALIFIERS

Project: CPC Huntersville/2020-L1-2448
Pace Project No.: 92544833

DEFINITIONS

DF - Dilution Factor, if reported, represents the factor applied to the reported data due to dilution of the sample aliquot.

ND - Not Detected at or above adjusted reporting limit.

TNTC - Too Numerous To Count

J - Estimated concentration above the adjusted method detection limit and below the adjusted reporting limit.

MDL - Adjusted Method Detection Limit.

PQL - Practical Quantitation Limit.

RL - Reporting Limit - The lowest concentration value that meets project requirements for quantitative data with known precision and bias for a specific analyte in a specific matrix.

S - Surrogate

1,2-Diphenylhydrazine decomposes to and cannot be separated from Azobenzene using Method 8270. The result for each analyte is a combined concentration.

Consistent with EPA guidelines, unrounded data are displayed and have been used to calculate % recovery and RPD values.

LCS(D) - Laboratory Control Sample (Duplicate)

MS(D) - Matrix Spike (Duplicate)

DUP - Sample Duplicate

RPD - Relative Percent Difference

NC - Not Calculable.

SG - Silica Gel - Clean-Up

U - Indicates the compound was analyzed for, but not detected.

Acid preservation may not be appropriate for 2 Chloroethylvinyl ether.

A separate vial preserved to a pH of 4-5 is recommended in SW846 Chapter 4 for the analysis of Acrolein and Acrylonitrile by EPA Method 8260.

N-Nitrosodiphenylamine decomposes and cannot be separated from Diphenylamine using Method 8270. The result reported for each analyte is a combined concentration.

Pace Analytical is TNI accredited. Contact your Pace PM for the current list of accredited analytes.

TNI - The NELAC Institute.

ANALYTE QUALIFIERS

C7	Analyte is a possible laboratory contaminant (not present in method blank).
IK	The recalculated concentration of the calibration standard(s) did not meet method acceptance criteria; this result should be considered an estimated value.
L1	Analyte recovery in the laboratory control sample (LCS) was above QC limits. Results for this analyte in associated samples may be biased high.
M1	Matrix spike recovery exceeded QC limits. Batch accepted based on laboratory control sample (LCS) recovery.
N2	The lab does not hold NELAC/TNI accreditation for this parameter but other accreditations/certifications may apply. A complete list of accreditations/certifications is available upon request.
R1	RPD value was outside control limits.
S2	Surrogate recovery outside laboratory control limits due to matrix interferences (confirmed by similar results from sample re-analysis).
v1	The continuing calibration verification was above the method acceptance limit. Any detection for the analyte in the associated samples may have a high bias.
v2	The continuing calibration verification was below the method acceptance limit. The analyte was not detected in the associated samples and the sensitivity of the instrument was verified with a reporting limit check standard.
v3	The continuing calibration verification was below the method acceptance limit. Any detection for the analyte in the associated samples may have low bias.

This report shall not be reproduced, except in full,
without the written consent of Pace Analytical Services, LLC.

Pace Analytical Services, LLC
9800 Kincey Ave. Suite 100
Huntersville, NC 28078
(704)875-9092

QUALITY CONTROL DATA CROSS REFERENCE TABLE

Project: CPC Huntersville/2020-L1-2448
Pace Project No.: 92544833

Lab ID	Sample ID	QC Batch Method	QC Batch	Analytical Method	Analytical Batch
92544833001	**AB6 0-2**	MADEP VPH	628187	MADEP VPH	628219
92544833002	**AB6 2-4**	MADEP VPH	629826	MADEP VPH	629876
92544833003	**AA6 0-2**	MADEP VPH	628187	MADEP VPH	628219
92544833004	**AA6 2-4**	MADEP VPH	629695	MADEP VPH	629725
92544833005	**AB7 0-2**	MADEP VPH	628187	MADEP VPH	628219
92544833006	**AB7 16-18**	MADEP VPH	629695	MADEP VPH	629725
92544833007	**AB8 0-2**	MADEP VPH	628187	MADEP VPH	628219
92544833008	**AB8 12-14**	MADEP VPH	629337	MADEP VPH	629377
92544833009	**AA8 0-2**	MADEP VPH	629337	MADEP VPH	629377
92544833010	**AB6 28-30**	MADEP VPH	629826	MADEP VPH	629876
92544833011	**AB7 32-34**	MADEP VPH	629826	MADEP VPH	629876
92544833012	**AB8 36-38**	MADEP VPH	629826	MADEP VPH	629876
92544833013	**AA8 32-33**	MADEP VPH	629695	MADEP VPH	629725
92544833001	**AB6 0-2**	EPA 5035A/5030B	627908	EPA 8260D	627920
92544833002	**AB6 2-4**	EPA 5035A/5030B	627908	EPA 8260D	627920
92544833003	**AA6 0-2**	EPA 5035A/5030B	627908	EPA 8260D	627920
92544833004	**AA6 2-4**	EPA 5035A/5030B	627908	EPA 8260D	627920
92544833005	**AB7 0-2**	EPA 5035A/5030B	627907	EPA 8260D	627919
92544833006	**AB7 16-18**	EPA 5035A/5030B	627908	EPA 8260D	627920
92544833007	**AB8 0-2**	EPA 5035A/5030B	627907	EPA 8260D	627919
92544833008	**AB8 12-14**	EPA 5035A/5030B	627907	EPA 8260D	627919
92544833009	**AA8 0-2**	EPA 5035A/5030B	627908	EPA 8260D	627920
92544833010	**AB6 28-30**	EPA 5035A/5030B	627908	EPA 8260D	627920
92544833011	**AB7 32-34**	EPA 5035A/5030B	627908	EPA 8260D	627920
92544833012	**AB8 36-38**	EPA 5035A/5030B	627908	EPA 8260D	627920
92544833013	**AA8 32-33**	EPA 5035A/5030B	627908	EPA 8260D	627920
92544833001	**AB6 0-2**	SW-846	627986		
92544833002	**AB6 2-4**	SW-846	627986		
92544833003	**AA6 0-2**	SW-846	627986		
92544833004	**AA6 2-4**	SW-846	627986		
92544833005	**AB7 0-2**	SW-846	627986		
92544833006	**AB7 16-18**	SW-846	627988		
92544833007	**AB8 0-2**	SW-846	627988		
92544833008	**AB8 12-14**	SW-846	627988		
92544833009	**AA8 0-2**	SW-846	627988		
92544833010	**AB6 28-30**	SW-846	627988		
92544833011	**AB7 32-34**	SW-846	627988		
92544833012	**AB8 36-38**	SW-846	627988		
92544833013	**AA8 32-33**	SW-846	627988		

This report shall not be reproduced, except in full,
without the written consent of Pace Analytical Services, LLC.

CHAIN-OF-CUSTODY Analytical Request Document

Pace Analytical

Chain-of-Custody is a LEGAL DOCUMENT - Complete all relevent fields

LAB USE ONLY — WO# : 92544833

92544833

Company: APEX COMPANIES, LLC	Billing Information:
Address: 5900 NORTH WOODS BUSINESS PKWY STE C	
Report To: ANDREW STREET	Email To:
Copy To: JOHN STRECKER	Site Collection Info/Address:
Customer Project Name/Number: CPC HUNTERSVILLE/CPCZ1078	State: / County/City: Time Zone Collected: [ ] PT [ ] MT [ ] CT [X] ET
Phone: Email:	Site/Facility ID #: Compliance Monitoring? [ ] Yes [ ] No
Collected By (print): CHRIS REEVES	Purchase Order #: Quote #: DW PWS ID #: DW Location Code:
Collected By (signature):	Turnaround Date Required: Immediately Packed on Ice: [X] Yes [ ] No
Sample Disposal: [X] Dispose as appropriate [ ] Return [ ] Archive: [ ] Hold:	Rush: [ ] Same Day [ ] Next Day [ ] 2 Day [ ] 3 Day [ ] 4 Day [ ] 5 Day (Expedite Charges Apply) Field Filtered (if applicable): [ ] Yes [ ] No Analysis:

Container Pre. 6 6

** Preservative Types: (1) nitric acid, (2) sulfuric acid, (3) hydrochloric acid, (4) sodium hydroxide, (5) zinc acetate, (6) methanol, (7) sodium bisulfate, (8) sodium thiosulfate, (9) hexane, (A) ascorbic acid, (B) ammonium sulfate, (C) ammonium hydroxide, (D) TSP, (U) Unpreserved, (O) Other _____

* Matrix Codes (Insert in Matrix box below): Drinking Water (DW), Ground Water (GW), Wastewater (WW), Product (P), Soil/Solid (SL), Oil (OL), Wipe (WP), Air (AR), Tissue (TS), Bioassay (B), Vapor (V), Other (OT)

Customer Sample ID	Matrix *	Comp / Grab	Collected (or Composite Start) Date	Collected (or Composite Start) Time	Composite End Date	Composite End Time	Res Cl	# of Ctns	Analyses: MAKED VPH	Analyses: 10CL KY 8260 D	Lab Sample # / Comments
AB6 0-2	SOIL	GRAB	6.16.21	0925				3	X	X	001
AB6 2-4	SOIL	GRAB	6.16.21	0930				3	X	X	002
AB6 28-30	CLSR			0935							
AA6 0-2	SOIL	GRAB	6.16.21	1030				3	X	X	003
AA6 2-4	SOIL	GRAB	6.16.21	1035				3	X	X	004
AB7 0-2	SOIL	GRAB	6.16.21	1150				3	X	X	005
AB7 16-18	SOIL	GRAB	6.16.21	1335				3	X	X	006
AB8 0-2	SOIL	GRAB	6.16.21	1430				3	X	X	007
AB8 12-14	SOIL	GRAB	6.16.21	1435				3	X	X	008
AA5 0-2	SOIL	GRAB	6.16.21	1605				3	X	X	009

Lab Profile/Line:

Lab Sample Receipt Checklist:

Custody Seals Present/Intact	Y	N	NA
Custody Signatures Present	Y	N	NA
Collector Signature Present	Y	N	NA
Bottles Intact	Y	N	NA
Correct Bottles	Y	N	NA
Sufficient Volume	Y	N	NA
Samples Received on Ice	Y	N	NA
VOA - Headspace Acceptable	Y	N	NA
USDA Regulated Soils	Y	N	NA
Samples in Holding Time	Y	N	NA
Residual Chlorine Present	Y	N	NA
Cl Strips: _____			
Sample pH Acceptable	Y	N	NA
pH Strips: _____			
Sulfide Present	Y	N	NA
Lead Acetate Strips: _____			

LAB USE ONLY:
Lab Sample # / Comments:
92544833

Customer Remarks / Special Conditions / Possible Hazards:

Type of Ice Used: (Wet) Blue Dry None

Packing Material Used: None

Radchem sample(s) screened (<500 cpm): Y N (NA)

SHORT HOLDS PRESENT (<72 hours): Y N (N/A)

Lab Tracking #: 2632539

Samples received via: FEDEX UPS (Client) Courier Pace Courier

Lab Sample Temperature Info:
Temp Blank Received: Y (N) NA
Therm ID#: 92506V
Cooler 1 Temp Upon Receipt: 3.7 oC
Cooler 1 Therm Corr. Factor: -0.1 oC
Cooler 1 Corrected Temp: 3.6 oC
Comments:

Relinquished by/Company: (Signature)	Date/Time: 6.16.21 1701	Received by/Company: (Signature)	Date/Time: 6.16.21 1701
Relinquished by/Company: (Signature)	Date/Time:	Received by/Company: (Signature)	Date/Time:
Relinquished by/Company: (Signature)	Date/Time:	Received by/Company: (Signature)	Date/Time:

MTJL LAB USE ONLY
Table #:
Acctnum:
Template:
Prelogin:
PM:
PB:

Trip Blank Received: Y (N) NA
HCL MeOH TSP Other

Non Conformance(s): YES / (NO)

Page: 1 of: 2

CHAIN-OF-CUSTODY Analytical Request Document

Pace Analytical

Chain-of-Custody is a LEGAL DOCUMENT - Complete all relevent fields

LAB USE ONLY - Affix Workorder/Login Label Here or List Pace Workorder Number or

WO# : 92544833

PM: AMB Due Date: 06/23/21

CLIENT: 92-APEX MOOR

Company: APEX COMPANIES, LLC	Billing Information:
Address: 5900 NORTHWOODS BUSINESS PKWY, STE O	
Report To: ANDREW SORFEET	Email To:
Copy To: JOHN STRECKER	Site Collection Info/Address:
Customer Project Name/Number: CPC HUNTERSVILLE / CPC21018	State: / County/City: Time Zone Collected: [ ] PT [ ] MT [ ] CT [X] ET
Phone: Email:	Site/Facility ID #: Compliance Monitoring? [ ] Yes [ ] No
Collected By (print): CHRIS REEVES	Purchase Order #: Quote #: DW PWS ID #: DW Location Code:
Collected By (signature):	Turnaround Date Required: Immediately Packed on Ice: [X] Yes [ ] No
Sample Disposal: [X] Dispose as appropriate [ ] Return [ ] Archive: _____ [ ] Hold: _____	Rush: [ ] Same Day [ ] Next Day [ ] 2 Day [ ] 3 Day [ ] 4 Day [ ] 5 Day (Expedite Charges Apply)
	Field Filtered (if applicable): [ ] Yes [ ] No Analysis: _____

Containers: 6 6

** Preservative Types: (1) nitric acid, (2) sulfuric acid, (3) hydrochloric acid, (4) sodium hydroxide, (5) zinc acetate, (6) methanol, (7) sodium bisulfate, (8) sodium thiosulfate, (9) hexane, (A) ascorbic acid, (B) ammonium sulfate, (C) ammonium hydroxide, (D) TSP, (U) Unpreserved, (O) Other _____

* Matrix Codes (Insert in Matrix box below): Drinking Water (DW), Ground Water (GW), Wastewater (WW), Product (P), Soil/Solid (SL), Oil (OL), Wipe (WP), Air (AR), Tissue (TS), Bioassay (B), Vapor (V), Other (OT)

Customer Sample ID	Matrix *	Comp / Grab	Collected (or Composite Start) Date	Collected (or Composite Start) Time	Composite End Date	Composite End Time	Res Cl	# of Ctns	Analyses: MADEP VPH	Analyses: VOCs BY 8260D	Lab Profile/Line: Lab Sample # / Comments:
AB6 28-30	SOIL	GRAB	6.16.21	0935	—	—	—	3	X	X	92544833 010
AB7 32-34	SOIL	GRAB	6.16.21	1140	—	—	—	3	X	X	011
AB8 36-38	SOIL	GRAB	6.16.21	1440	—	—	—	3	X	X	012
AB8 32-33	SOIL	GRAB	6.16.21	1615	—	—	—	3	X	X	013

Lab Sample Receipt Checklist:

Custody Seals Present/Intact	Y	N	NA
Custody Signatures Present	Y	N	NA
Collector Signature Present	Y	N	NA
Bottles Intact	Y	N	NA
Correct Bottles	Y	N	NA
Sufficient Volume	Y	N	NA
Samples Received on Ice	Y	N	NA
VOA - Headspace Acceptable	Y	N	NA
USDA Regulated Soils	Y	N	NA
Samples in Holding Time	Y	N	NA
Residual Chlorine Present	Y	N	NA
Cl Strips: _____			
Sample pH Acceptable	Y	N	NA
pH Strips: _____			
Sulfide Present	Y	N	NA
Lead Acetate Strips: _____			

LAB USE ONLY:

Customer Remarks / Special Conditions / Possible Hazards:

Type of Ice Used: Wet Blue Dry None

Packing Material Used: None

Radchem sample(s) screened (<500 cpm): Y N NA

SHORT HOLDS PRESENT (<72 hours): Y N N/A

Lab Tracking #: 2632569

Samples received via: FEDEX UPS Client Courier Pace Courier

Lab Sample Temperature Info:

Temp Blank Received: Y N NA

Therm ID#: 927064

Cooler 1 Temp Upon Receipt: 1.7 oC

Cooler 1 Therm Corr. Factor: -0.1 oC

Cooler 1 Corrected Temp: 1.6 oC

Comments:

Relinquished by/Company: (Signature)	Date/Time:	Received by/Company: (Signature)	Date/Time:
	6.16.21 1701		6.16.21 1701
Relinquished by/Company: (Signature)	Date/Time:	Received by/Company: (Signature)	Date/Time:
Relinquished by/Company: (Signature)	Date/Time:	Received by/Company: (Signature)	Date/Time:

MTJL LAB USE ONLY

Table #:

Acctnum:

Template:

Prelogin:

PM:

PB:

Trip Blank Received: Y N NA

HCL MeOH TSP Other

Non Conformance(s): YES / NO

Page: 1 of: 1

Pace Analytical Services, LLC
9800 Kincey Ave. Suite 100
Huntersville, NC 28078
(704)875-9092

June 29, 2021

Andrew Street
Apex Companies - NC
5900 Northwoods Business Pkwy
Suite 5900-0
Charlotte, NC 28269

RE: Project: CPC Huntersville/2020-L1-2448
Pace Project No.: 92545117

Dear Andrew Street:

Enclosed are the analytical results for sample(s) received by the laboratory on June 17, 2021. The results relate only to the samples included in this report. Results reported herein conform to the applicable TNI/NELAC Standards and the laboratory's Quality Manual, where applicable, unless otherwise noted in the body of the report.

The test results provided in this final report were generated by each of the following laboratories within the Pace Network:

- Pace Analytical Services - Charlotte

If you have any questions concerning this report, please feel free to contact me.

Sincerely,

Angela M. Baioni

Angela Baioni
angela.baioni@pacelabs.com
(704)875-9092
Project Manager

Enclosures

cc: J Culbreath, Colonial Pipeline Company
Naomi Fretz, APEX Companies, LLC
Robert Hughes, Colonial Pipeline
Cameron Lee, Montrose-EPS
Jamie Moran, APEX Companies, LLC
Jeff Morrison, Colonial Pipeline Company
Tom Naumann, APEX Companies - NC
Joe Nicolette, Montrose-EPS
Christopher Schultz, Apex Companies
Matt Teixeira, Apex Companies, LLC
Michael Verdon, Colonial Pipeline Company
JM Wyatt, Colonial Pipeline Company

REPORT OF LABORATORY ANALYSIS

This report shall not be reproduced, except in full,
without the written consent of Pace Analytical Services, LLC.

Pace Analytical Services, LLC
9800 Kincey Ave. Suite 100
Huntersville, NC 28078
(704)875-9092

CERTIFICATIONS

Project: CPC Huntersville/2020-L1-2448
Pace Project No.: 92545117

Pace Analytical Services Charlotte
9800 Kincey Ave. Ste 100, Huntersville, NC 28078
Louisiana/NELAP Certification # LA170028
North Carolina Drinking Water Certification #: 37706
North Carolina Field Services Certification #: 5342
North Carolina Wastewater Certification #: 12
South Carolina Certification #: 99006001
Florida/NELAP Certification #: E87627
Kentucky UST Certification #: 84
Virginia/VELAP Certification #: 460221

This report shall not be reproduced, except in full,
without the written consent of Pace Analytical Services, LLC.

Pace Analytical Services, LLC
9800 Kincey Ave. Suite 100
Huntersville, NC 28078
(704)875-9092

SAMPLE SUMMARY

Project: CPC Huntersville/2020-L1-2448
Pace Project No.: 92545117

Lab ID	Sample ID	Matrix	Date Collected	Date Received
92545117001	**AA7 0-2**	Solid	06/17/21 10:00	06/17/21 17:25
92545117002	**AA7 8-10**	Solid	06/17/21 10:05	06/17/21 17:25
92545117003	**IA1 14-16**	Solid	06/17/21 13:20	06/17/21 17:25
92545117004	**S7 20-22**	Solid	06/17/21 15:55	06/17/21 17:25

This report shall not be reproduced, except in full,
without the written consent of Pace Analytical Services, LLC.

Pace Analytical Services, LLC
9800 Kincey Ave. Suite 100
Huntersville, NC 28078
(704)875-9092

SAMPLE ANALYTE COUNT

Project: CPC Huntersville/2020-L1-2448
Pace Project No.: 92545117

Lab ID	Sample ID	Method	Analysts	Analytes Reported	Laboratory
92545117001	**AA7 0-2**	MADEP VPH	MAD	6	PASI-C
		EPA 8260D	LMB	70	PASI-C
		SW-846	KDF	1	PASI-C
92545117002	**AA7 8-10**	MADEP VPH	MAD	6	PASI-C
		EPA 8260D	LMB	70	PASI-C
		SW-846	KDF	1	PASI-C
92545117003	**IA1 14-16**	MADEP VPH	MAD	6	PASI-C
		EPA 8260D	LMB	70	PASI-C
		SW-846	KDF	1	PASI-C
92545117004	**S7 20-22**	MADEP VPH	MAD	6	PASI-C
		EPA 8260D	LMB	70	PASI-C
		SW-846	KDF	1	PASI-C

PASI-C = Pace Analytical Services - Charlotte

This report shall not be reproduced, except in full,
without the written consent of Pace Analytical Services, LLC.

Pace Analytical Services, LLC
9800 Kincey Ave. Suite 100
Huntersville, NC 28078
(704)875-9092

ANALYTICAL RESULTS

Project: CPC Huntersville/2020-L1-2448
Pace Project No.: 92545117

Sample: AA7 0-2 **Lab ID: 92545117001** Collected: 06/17/21 10:00 Received: 06/17/21 17:25 Matrix: Solid

Results reported on a "dry weight" basis and are adjusted for percent moisture, sample size and any dilutions.

Parameters	Results	Units	Report Limit	MDL	DF	Prepared	Analyzed	CAS No.	Qual
VPH NC Soil	Analytical Method: MADEP VPH Preparation Method: MADEP VPH Pace Analytical Services - Charlotte								
Total VPH (C5-C12)	ND	mg/kg	4.0	4.0	1	06/24/21 12:57	06/25/21 03:01		N2
Aliphatic (C05-C08)	ND	mg/kg	4.0	4.0	1	06/24/21 12:57	06/25/21 03:01		N2
Aliphatic(C09-C12) Adjusted	ND	mg/kg	4.0	4.0	1	06/24/21 12:57	06/25/21 03:01		N2
Aromatic (C09-C10)	ND	mg/kg	4.0	4.0	1	06/24/21 12:57	06/25/21 03:01		N2
Surrogates									
4-Bromofluorobenzene (FID) (S)	100	%	70-130		1	06/24/21 12:57	06/25/21 03:01	460-00-4	
4-Bromofluorobenzene (PID) (S)	101	%	70-130		1	06/24/21 12:57	06/25/21 03:01	460-00-4	
8260D/5035A/5030B Volatiles	Analytical Method: EPA 8260D Preparation Method: EPA 5035A/5030B Pace Analytical Services - Charlotte								
Acetone	ND	ug/kg	145	46.5	1	06/22/21 10:59	06/22/21 14:58	67-64-1	
Benzene	**10.9**	ug/kg	7.2	2.9	1	06/22/21 10:59	06/22/21 14:58	71-43-2	
Bromobenzene	ND	ug/kg	7.2	2.4	1	06/22/21 10:59	06/22/21 14:58	108-86-1	
Bromochloromethane	ND	ug/kg	7.2	2.1	1	06/22/21 10:59	06/22/21 14:58	74-97-5	
Bromodichloromethane	ND	ug/kg	7.2	2.8	1	06/22/21 10:59	06/22/21 14:58	75-27-4	
Bromoform	ND	ug/kg	7.2	2.5	1	06/22/21 10:59	06/22/21 14:58	75-25-2	
Bromomethane	ND	ug/kg	14.5	11.4	1	06/22/21 10:59	06/22/21 14:58	74-83-9	IK,L1,v1
2-Butanone (MEK)	ND	ug/kg	145	34.8	1	06/22/21 10:59	06/22/21 14:58	78-93-3	
n-Butylbenzene	ND	ug/kg	7.2	3.4	1	06/22/21 10:59	06/22/21 14:58	104-51-8	
sec-Butylbenzene	ND	ug/kg	7.2	3.2	1	06/22/21 10:59	06/22/21 14:58	135-98-8	
tert-Butylbenzene	ND	ug/kg	7.2	2.6	1	06/22/21 10:59	06/22/21 14:58	98-06-6	v2
Carbon tetrachloride	ND	ug/kg	7.2	2.7	1	06/22/21 10:59	06/22/21 14:58	56-23-5	
Chlorobenzene	ND	ug/kg	7.2	1.4	1	06/22/21 10:59	06/22/21 14:58	108-90-7	
Chloroethane	ND	ug/kg	14.5	5.6	1	06/22/21 10:59	06/22/21 14:58	75-00-3	
Chloroform	ND	ug/kg	7.2	4.4	1	06/22/21 10:59	06/22/21 14:58	67-66-3	
Chloromethane	ND	ug/kg	14.5	6.1	1	06/22/21 10:59	06/22/21 14:58	74-87-3	
2-Chlorotoluene	ND	ug/kg	7.2	2.6	1	06/22/21 10:59	06/22/21 14:58	95-49-8	
4-Chlorotoluene	ND	ug/kg	7.2	1.3	1	06/22/21 10:59	06/22/21 14:58	106-43-4	
1,2-Dibromo-3-chloropropane	ND	ug/kg	7.2	2.8	1	06/22/21 10:59	06/22/21 14:58	96-12-8	
Dibromochloromethane	ND	ug/kg	7.2	4.1	1	06/22/21 10:59	06/22/21 14:58	124-48-1	
1,2-Dibromoethane (EDB)	ND	ug/kg	7.2	3.2	1	06/22/21 10:59	06/22/21 14:58	106-93-4	
Dibromomethane	ND	ug/kg	7.2	1.5	1	06/22/21 10:59	06/22/21 14:58	74-95-3	
1,2-Dichlorobenzene	ND	ug/kg	7.2	2.6	1	06/22/21 10:59	06/22/21 14:58	95-50-1	
1,3-Dichlorobenzene	ND	ug/kg	7.2	2.2	1	06/22/21 10:59	06/22/21 14:58	541-73-1	
1,4-Dichlorobenzene	ND	ug/kg	7.2	1.9	1	06/22/21 10:59	06/22/21 14:58	106-46-7	
Dichlorodifluoromethane	ND	ug/kg	14.5	3.1	1	06/22/21 10:59	06/22/21 14:58	75-71-8	v2
1,1-Dichloroethane	ND	ug/kg	7.2	3.0	1	06/22/21 10:59	06/22/21 14:58	75-34-3	
1,2-Dichloroethane	ND	ug/kg	7.2	4.8	1	06/22/21 10:59	06/22/21 14:58	107-06-2	
1,1-Dichloroethene	ND	ug/kg	7.2	3.0	1	06/22/21 10:59	06/22/21 14:58	75-35-4	
cis-1,2-Dichloroethene	ND	ug/kg	7.2	2.5	1	06/22/21 10:59	06/22/21 14:58	156-59-2	
trans-1,2-Dichloroethene	ND	ug/kg	7.2	2.5	1	06/22/21 10:59	06/22/21 14:58	156-60-5	
1,2-Dichloropropane	ND	ug/kg	7.2	2.2	1	06/22/21 10:59	06/22/21 14:58	78-87-5	
1,3-Dichloropropane	ND	ug/kg	7.2	2.3	1	06/22/21 10:59	06/22/21 14:58	142-28-9	
2,2-Dichloropropane	ND	ug/kg	7.2	2.4	1	06/22/21 10:59	06/22/21 14:58	594-20-7	

REPORT OF LABORATORY ANALYSIS

This report shall not be reproduced, except in full,
without the written consent of Pace Analytical Services, LLC.

Pace Analytical Services, LLC
9800 Kincey Ave. Suite 100
Huntersville, NC 28078
(704)875-9092

ANALYTICAL RESULTS

Project: CPC Huntersville/2020-L1-2448
Pace Project No.: 92545117

Sample: AA7 0-2 **Lab ID: 92545117001** Collected: 06/17/21 10:00 Received: 06/17/21 17:25 Matrix: Solid

Results reported on a "dry weight" basis and are adjusted for percent moisture, sample size and any dilutions.

Parameters	Results	Units	Report Limit	MDL	DF	Prepared	Analyzed	CAS No.	Qual
8260D/5035A/5030B Volatiles	Analytical Method: EPA 8260D Preparation Method: EPA 5035A/5030B Pace Analytical Services - Charlotte								
1,1-Dichloropropene	ND	ug/kg	7.2	3.5	1	06/22/21 10:59	06/22/21 14:58	563-58-6	
cis-1,3-Dichloropropene	ND	ug/kg	7.2	2.0	1	06/22/21 10:59	06/22/21 14:58	10061-01-5	
trans-1,3-Dichloropropene	ND	ug/kg	7.2	2.5	1	06/22/21 10:59	06/22/21 14:58	10061-02-6	
Diisopropyl ether	ND	ug/kg	7.2	2.0	1	06/22/21 10:59	06/22/21 14:58	108-20-3	
Ethylbenzene	**17.5**	ug/kg	7.2	3.4	1	06/22/21 10:59	06/22/21 14:58	100-41-4	
Hexachloro-1,3-butadiene	ND	ug/kg	14.5	11.8	1	06/22/21 10:59	06/22/21 14:58	87-68-3	
2-Hexanone	ND	ug/kg	72.4	7.0	1	06/22/21 10:59	06/22/21 14:58	591-78-6	
Isopropylbenzene (Cumene)	ND	ug/kg	7.2	2.5	1	06/22/21 10:59	06/22/21 14:58	98-82-8	
p-Isopropyltoluene	ND	ug/kg	7.2	3.6	1	06/22/21 10:59	06/22/21 14:58	99-87-6	
Methylene Chloride	ND	ug/kg	29.0	19.8	1	06/22/21 10:59	06/22/21 14:58	75-09-2	
4-Methyl-2-pentanone (MIBK)	ND	ug/kg	72.4	7.0	1	06/22/21 10:59	06/22/21 14:58	108-10-1	
Methyl-tert-butyl ether	ND	ug/kg	7.2	2.7	1	06/22/21 10:59	06/22/21 14:58	1634-04-4	
Naphthalene	ND	ug/kg	7.2	3.8	1	06/22/21 10:59	06/22/21 14:58	91-20-3	v2
n-Propylbenzene	ND	ug/kg	7.2	2.6	1	06/22/21 10:59	06/22/21 14:58	103-65-1	
Styrene	ND	ug/kg	7.2	1.9	1	06/22/21 10:59	06/22/21 14:58	100-42-5	
1,1,1,2-Tetrachloroethane	ND	ug/kg	7.2	2.8	1	06/22/21 10:59	06/22/21 14:58	630-20-6	
1,1,2,2-Tetrachloroethane	ND	ug/kg	7.2	1.9	1	06/22/21 10:59	06/22/21 14:58	79-34-5	
Tetrachloroethene	ND	ug/kg	7.2	2.3	1	06/22/21 10:59	06/22/21 14:58	127-18-4	
Toluene	**99.8**	ug/kg	7.2	2.1	1	06/22/21 10:59	06/22/21 14:58	108-88-3	
1,2,3-Trichlorobenzene	ND	ug/kg	7.2	5.9	1	06/22/21 10:59	06/22/21 14:58	87-61-6	
1,2,4-Trichlorobenzene	ND	ug/kg	7.2	6.1	1	06/22/21 10:59	06/22/21 14:58	120-82-1	
1,1,1-Trichloroethane	ND	ug/kg	7.2	3.8	1	06/22/21 10:59	06/22/21 14:58	71-55-6	
1,1,2-Trichloroethane	ND	ug/kg	7.2	2.4	1	06/22/21 10:59	06/22/21 14:58	79-00-5	
Trichloroethene	ND	ug/kg	7.2	1.9	1	06/22/21 10:59	06/22/21 14:58	79-01-6	
Trichlorofluoromethane	ND	ug/kg	7.2	4.0	1	06/22/21 10:59	06/22/21 14:58	75-69-4	
1,2,3-Trichloropropane	ND	ug/kg	7.2	3.7	1	06/22/21 10:59	06/22/21 14:58	96-18-4	
1,2,4-Trimethylbenzene	ND	ug/kg	7.2	2.0	1	06/22/21 10:59	06/22/21 14:58	95-63-6	
1,3,5-Trimethylbenzene	ND	ug/kg	7.2	2.4	1	06/22/21 10:59	06/22/21 14:58	108-67-8	
Vinyl acetate	ND	ug/kg	72.4	5.3	1	06/22/21 10:59	06/22/21 14:58	108-05-4	
Vinyl chloride	ND	ug/kg	14.5	3.7	1	06/22/21 10:59	06/22/21 14:58	75-01-4	
Xylene (Total)	**70.8**	ug/kg	14.5	4.1	1	06/22/21 10:59	06/22/21 14:58	1330-20-7	
m&p-Xylene	**57.3**	ug/kg	14.5	5.0	1	06/22/21 10:59	06/22/21 14:58	179601-23-1	
o-Xylene	**13.5**	ug/kg	7.2	3.2	1	06/22/21 10:59	06/22/21 14:58	95-47-6	
Surrogates									
Toluene-d8 (S)	103	%	70-130		1	06/22/21 10:59	06/22/21 14:58	2037-26-5	
4-Bromofluorobenzene (S)	94	%	69-134		1	06/22/21 10:59	06/22/21 14:58	460-00-4	
1,2-Dichloroethane-d4 (S)	104	%	70-130		1	06/22/21 10:59	06/22/21 14:58	17060-07-0	
Percent Moisture	Analytical Method: SW-846 Pace Analytical Services - Charlotte								
Percent Moisture	**22.3**	%	0.10	0.10	1		06/18/21 17:19		N2

REPORT OF LABORATORY ANALYSIS

This report shall not be reproduced, except in full,
without the written consent of Pace Analytical Services, LLC.

Pace Analytical Services, LLC
9800 Kincey Ave. Suite 100
Huntersville, NC 28078
(704)875-9092

ANALYTICAL RESULTS

Project: CPC Huntersville/2020-L1-2448
Pace Project No.: 92545117

Sample: AA7 8-10 **Lab ID: 92545117002** Collected: 06/17/21 10:05 Received: 06/17/21 17:25 Matrix: Solid

Results reported on a "dry weight" basis and are adjusted for percent moisture, sample size and any dilutions.

Parameters	Results	Units	Report Limit	MDL	DF	Prepared	Analyzed	CAS No.	Qual
VPH NC Soil	Analytical Method: MADEP VPH Preparation Method: MADEP VPH Pace Analytical Services - Charlotte								
Total VPH (C5-C12)	**1820**	mg/kg	10.0	10.0	2.5	06/25/21 14:12	06/26/21 09:51		N2
Aliphatic (C05-C08)	**805**	mg/kg	10.0	10.0	2.5	06/25/21 14:12	06/26/21 09:51		N2
Aliphatic(C09-C12) Adjusted	**653**	mg/kg	10.0	10.0	2.5	06/25/21 14:12	06/26/21 09:51		N2
Aromatic (C09-C10)	**366**	mg/kg	10.0	10.0	2.5	06/25/21 14:12	06/26/21 09:51		N2
Surrogates									
4-Bromofluorobenzene (FID) (S)	182	%	70-130		2.5	06/25/21 14:12	06/26/21 09:51	460-00-4	S2
4-Bromofluorobenzene (PID) (S)	100	%	70-130		2.5	06/25/21 14:12	06/26/21 09:51	460-00-4	
8260D/5035A/5030B Volatiles	Analytical Method: EPA 8260D Preparation Method: EPA 5035A/5030B Pace Analytical Services - Charlotte								
Acetone	**3720**	ug/kg	800	257	5	06/24/21 09:03	06/24/21 13:24	67-64-1	
Benzene	**458**	ug/kg	40.0	15.9	5	06/24/21 09:03	06/24/21 13:24	71-43-2	
Bromobenzene	ND	ug/kg	40.0	13.0	5	06/24/21 09:03	06/24/21 13:24	108-86-1	
Bromochloromethane	ND	ug/kg	40.0	11.8	5	06/24/21 09:03	06/24/21 13:24	74-97-5	
Bromodichloromethane	ND	ug/kg	40.0	15.4	5	06/24/21 09:03	06/24/21 13:24	75-27-4	
Bromoform	ND	ug/kg	40.0	14.1	5	06/24/21 09:03	06/24/21 13:24	75-25-2	
Bromomethane	ND	ug/kg	80.0	63.2	5	06/24/21 09:03	06/24/21 13:24	74-83-9	IK,v1
2-Butanone (MEK)	ND	ug/kg	800	192	5	06/24/21 09:03	06/24/21 13:24	78-93-3	
n-Butylbenzene	**2210**	ug/kg	40.0	18.9	5	06/24/21 09:03	06/24/21 13:24	104-51-8	
sec-Butylbenzene	ND	ug/kg	40.0	17.6	5	06/24/21 09:03	06/24/21 13:24	135-98-8	
tert-Butylbenzene	ND	ug/kg	40.0	14.2	5	06/24/21 09:03	06/24/21 13:24	98-06-6	
Carbon tetrachloride	ND	ug/kg	40.0	15.0	5	06/24/21 09:03	06/24/21 13:24	56-23-5	
Chlorobenzene	**49.0**	ug/kg	40.0	7.7	5	06/24/21 09:03	06/24/21 13:24	108-90-7	
Chloroethane	ND	ug/kg	80.0	30.9	5	06/24/21 09:03	06/24/21 13:24	75-00-3	
Chloroform	ND	ug/kg	40.0	24.3	5	06/24/21 09:03	06/24/21 13:24	67-66-3	
Chloromethane	ND	ug/kg	80.0	33.6	5	06/24/21 09:03	06/24/21 13:24	74-87-3	
2-Chlorotoluene	ND	ug/kg	40.0	14.2	5	06/24/21 09:03	06/24/21 13:24	95-49-8	
4-Chlorotoluene	ND	ug/kg	40.0	7.1	5	06/24/21 09:03	06/24/21 13:24	106-43-4	
1,2-Dibromo-3-chloropropane	ND	ug/kg	40.0	15.5	5	06/24/21 09:03	06/24/21 13:24	96-12-8	
Dibromochloromethane	ND	ug/kg	40.0	22.5	5	06/24/21 09:03	06/24/21 13:24	124-48-1	
1,2-Dibromoethane (EDB)	ND	ug/kg	40.0	17.6	5	06/24/21 09:03	06/24/21 13:24	106-93-4	
Dibromomethane	ND	ug/kg	40.0	8.6	5	06/24/21 09:03	06/24/21 13:24	74-95-3	
1,2-Dichlorobenzene	ND	ug/kg	40.0	14.4	5	06/24/21 09:03	06/24/21 13:24	95-50-1	
1,3-Dichlorobenzene	ND	ug/kg	40.0	12.4	5	06/24/21 09:03	06/24/21 13:24	541-73-1	
1,4-Dichlorobenzene	ND	ug/kg	40.0	10.4	5	06/24/21 09:03	06/24/21 13:24	106-46-7	
Dichlorodifluoromethane	ND	ug/kg	80.0	17.4	5	06/24/21 09:03	06/24/21 13:24	75-71-8	
1,1-Dichloroethane	ND	ug/kg	40.0	16.5	5	06/24/21 09:03	06/24/21 13:24	75-34-3	
1,2-Dichloroethane	ND	ug/kg	40.0	26.5	5	06/24/21 09:03	06/24/21 13:24	107-06-2	
1,1-Dichloroethene	ND	ug/kg	40.0	16.5	5	06/24/21 09:03	06/24/21 13:24	75-35-4	
cis-1,2-Dichloroethene	ND	ug/kg	40.0	13.7	5	06/24/21 09:03	06/24/21 13:24	156-59-2	
trans-1,2-Dichloroethene	ND	ug/kg	40.0	14.0	5	06/24/21 09:03	06/24/21 13:24	156-60-5	
1,2-Dichloropropane	ND	ug/kg	40.0	12.0	5	06/24/21 09:03	06/24/21 13:24	78-87-5	
1,3-Dichloropropane	ND	ug/kg	40.0	12.5	5	06/24/21 09:03	06/24/21 13:24	142-28-9	
2,2-Dichloropropane	ND	ug/kg	40.0	13.0	5	06/24/21 09:03	06/24/21 13:24	594-20-7	

REPORT OF LABORATORY ANALYSIS

This report shall not be reproduced, except in full,
without the written consent of Pace Analytical Services, LLC.

Pace Analytical Services, LLC
9800 Kincey Ave. Suite 100
Huntersville, NC 28078
(704)875-9092

ANALYTICAL RESULTS

Project: CPC Huntersville/2020-L1-2448
Pace Project No.: 92545117

Sample: AA7 8-10 **Lab ID: 92545117002** Collected: 06/17/21 10:05 Received: 06/17/21 17:25 Matrix: Solid

Results reported on a "dry weight" basis and are adjusted for percent moisture, sample size and any dilutions.

Parameters	Results	Units	Report Limit	MDL	DF	Prepared	Analyzed	CAS No.	Qual
8260D/5035A/5030B Volatiles	Analytical Method: EPA 8260D Preparation Method: EPA 5035A/5030B Pace Analytical Services - Charlotte								
1,1-Dichloropropene	ND	ug/kg	40.0	19.2	5	06/24/21 09:03	06/24/21 13:24	563-58-6	
cis-1,3-Dichloropropene	ND	ug/kg	40.0	10.9	5	06/24/21 09:03	06/24/21 13:24	10061-01-5	
trans-1,3-Dichloropropene	ND	ug/kg	40.0	13.8	5	06/24/21 09:03	06/24/21 13:24	10061-02-6	
Diisopropyl ether	ND	ug/kg	40.0	10.8	5	06/24/21 09:03	06/24/21 13:24	108-20-3	
Ethylbenzene	**8160**	ug/kg	40.0	18.6	5	06/24/21 09:03	06/24/21 13:24	100-41-4	
Hexachloro-1,3-butadiene	ND	ug/kg	80.0	65.5	5	06/24/21 09:03	06/24/21 13:24	87-68-3	
2-Hexanone	ND	ug/kg	400	38.6	5	06/24/21 09:03	06/24/21 13:24	591-78-6	
Isopropylbenzene (Cumene)	ND	ug/kg	40.0	13.6	5	06/24/21 09:03	06/24/21 13:24	98-82-8	
p-Isopropyltoluene	**1950**	ug/kg	40.0	19.7	5	06/24/21 09:03	06/24/21 13:24	99-87-6	
Methylene Chloride	ND	ug/kg	160	110	5	06/24/21 09:03	06/24/21 13:24	75-09-2	
4-Methyl-2-pentanone (MIBK)	ND	ug/kg	400	38.6	5	06/24/21 09:03	06/24/21 13:24	108-10-1	
Methyl-tert-butyl ether	ND	ug/kg	40.0	15.0	5	06/24/21 09:03	06/24/21 13:24	1634-04-4	
Naphthalene	**6400**	ug/kg	40.0	21.1	5	06/24/21 09:03	06/24/21 13:24	91-20-3	
n-Propylbenzene	ND	ug/kg	40.0	14.2	5	06/24/21 09:03	06/24/21 13:24	103-65-1	
Styrene	ND	ug/kg	40.0	10.6	5	06/24/21 09:03	06/24/21 13:24	100-42-5	
1,1,1,2-Tetrachloroethane	ND	ug/kg	40.0	15.4	5	06/24/21 09:03	06/24/21 13:24	630-20-6	
1,1,2,2-Tetrachloroethane	ND	ug/kg	40.0	10.6	5	06/24/21 09:03	06/24/21 13:24	79-34-5	
Tetrachloroethene	ND	ug/kg	40.0	12.6	5	06/24/21 09:03	06/24/21 13:24	127-18-4	
Toluene	**11800**	ug/kg	40.0	11.4	5	06/24/21 09:03	06/24/21 13:24	108-88-3	
1,2,3-Trichlorobenzene	ND	ug/kg	40.0	32.3	5	06/24/21 09:03	06/24/21 13:24	87-61-6	
1,2,4-Trichlorobenzene	ND	ug/kg	40.0	33.6	5	06/24/21 09:03	06/24/21 13:24	120-82-1	
1,1,1-Trichloroethane	ND	ug/kg	40.0	20.8	5	06/24/21 09:03	06/24/21 13:24	71-55-6	
1,1,2-Trichloroethane	ND	ug/kg	40.0	13.3	5	06/24/21 09:03	06/24/21 13:24	79-00-5	
Trichloroethene	ND	ug/kg	40.0	10.3	5	06/24/21 09:03	06/24/21 13:24	79-01-6	
Trichlorofluoromethane	ND	ug/kg	40.0	22.0	5	06/24/21 09:03	06/24/21 13:24	75-69-4	
1,2,3-Trichloropropane	ND	ug/kg	40.0	20.3	5	06/24/21 09:03	06/24/21 13:24	96-18-4	
1,2,4-Trimethylbenzene	**37200**	ug/kg	40.0	11.0	5	06/24/21 09:03	06/24/21 13:24	95-63-6	
1,3,5-Trimethylbenzene	**11200**	ug/kg	40.0	13.4	5	06/24/21 09:03	06/24/21 13:24	108-67-8	
Vinyl acetate	ND	ug/kg	400	29.1	5	06/24/21 09:03	06/24/21 13:24	108-05-4	
Vinyl chloride	ND	ug/kg	80.0	20.3	5	06/24/21 09:03	06/24/21 13:24	75-01-4	
Xylene (Total)	**46800**	ug/kg	80.0	22.8	5	06/24/21 09:03	06/24/21 13:24	1330-20-7	
m&p-Xylene	**31500**	ug/kg	80.0	27.4	5	06/24/21 09:03	06/24/21 13:24	179601-23-1	
o-Xylene	**15300**	ug/kg	40.0	17.7	5	06/24/21 09:03	06/24/21 13:24	95-47-6	
Surrogates									
Toluene-d8 (S)	104	%	70-130		5	06/24/21 09:03	06/24/21 13:24	2037-26-5	
4-Bromofluorobenzene (S)	105	%	69-134		5	06/24/21 09:03	06/24/21 13:24	460-00-4	
1,2-Dichloroethane-d4 (S)	117	%	70-130		5	06/24/21 09:03	06/24/21 13:24	17060-07-0	
Percent Moisture	Analytical Method: SW-846 Pace Analytical Services - Charlotte								
Percent Moisture	**15.7**	%	0.10	0.10	1		06/18/21 17:19		N2

REPORT OF LABORATORY ANALYSIS

This report shall not be reproduced, except in full,
without the written consent of Pace Analytical Services, LLC.

Pace Analytical Services, LLC
9800 Kincey Ave. Suite 100
Huntersville, NC 28078
(704)875-9092

ANALYTICAL RESULTS

Project: CPC Huntersville/2020-L1-2448
Pace Project No.: 92545117

Sample: IA1 14-16 **Lab ID: 92545117003** Collected: 06/17/21 13:20 Received: 06/17/21 17:25 Matrix: Solid

Results reported on a "dry weight" basis and are adjusted for percent moisture, sample size and any dilutions.

Parameters	Results	Units	Report Limit	MDL	DF	Prepared	Analyzed	CAS No.	Qual
VPH NC Soil	Analytical Method: MADEP VPH Preparation Method: MADEP VPH Pace Analytical Services - Charlotte								
Total VPH (C5-C12)	**10.1**	mg/kg	3.9	3.9	1	06/25/21 14:12	06/26/21 00:51		N2
Aliphatic (C05-C08)	**4.4**	mg/kg	3.9	3.9	1	06/25/21 14:12	06/26/21 00:51		N2
Aliphatic(C09-C12) Adjusted	**4.6**	mg/kg	3.9	3.9	1	06/25/21 14:12	06/26/21 00:51		N2
Aromatic (C09-C10)	ND	mg/kg	3.9	3.9	1	06/25/21 14:12	06/26/21 00:51		N2
Surrogates									
4-Bromofluorobenzene (FID) (S)	102	%	70-130		1	06/25/21 14:12	06/26/21 00:51	460-00-4	
4-Bromofluorobenzene (PID) (S)	102	%	70-130		1	06/25/21 14:12	06/26/21 00:51	460-00-4	
8260D/5035A/5030B Volatiles	Analytical Method: EPA 8260D Preparation Method: EPA 5035A/5030B Pace Analytical Services - Charlotte								
Acetone	ND	ug/kg	149	47.9	1	06/22/21 10:59	06/22/21 15:16	67-64-1	
Benzene	ND	ug/kg	7.5	3.0	1	06/22/21 10:59	06/22/21 15:16	71-43-2	
Bromobenzene	ND	ug/kg	7.5	2.4	1	06/22/21 10:59	06/22/21 15:16	108-86-1	
Bromochloromethane	ND	ug/kg	7.5	2.2	1	06/22/21 10:59	06/22/21 15:16	74-97-5	
Bromodichloromethane	ND	ug/kg	7.5	2.9	1	06/22/21 10:59	06/22/21 15:16	75-27-4	
Bromoform	ND	ug/kg	7.5	2.6	1	06/22/21 10:59	06/22/21 15:16	75-25-2	
Bromomethane	ND	ug/kg	14.9	11.8	1	06/22/21 10:59	06/22/21 15:16	74-83-9	IK,L1,v1
2-Butanone (MEK)	ND	ug/kg	149	35.8	1	06/22/21 10:59	06/22/21 15:16	78-93-3	
n-Butylbenzene	ND	ug/kg	7.5	3.5	1	06/22/21 10:59	06/22/21 15:16	104-51-8	
sec-Butylbenzene	ND	ug/kg	7.5	3.3	1	06/22/21 10:59	06/22/21 15:16	135-98-8	
tert-Butylbenzene	ND	ug/kg	7.5	2.7	1	06/22/21 10:59	06/22/21 15:16	98-06-6	v2
Carbon tetrachloride	ND	ug/kg	7.5	2.8	1	06/22/21 10:59	06/22/21 15:16	56-23-5	
Chlorobenzene	ND	ug/kg	7.5	1.4	1	06/22/21 10:59	06/22/21 15:16	108-90-7	
Chloroethane	ND	ug/kg	14.9	5.8	1	06/22/21 10:59	06/22/21 15:16	75-00-3	
Chloroform	ND	ug/kg	7.5	4.5	1	06/22/21 10:59	06/22/21 15:16	67-66-3	
Chloromethane	ND	ug/kg	14.9	6.3	1	06/22/21 10:59	06/22/21 15:16	74-87-3	
2-Chlorotoluene	ND	ug/kg	7.5	2.6	1	06/22/21 10:59	06/22/21 15:16	95-49-8	
4-Chlorotoluene	ND	ug/kg	7.5	1.3	1	06/22/21 10:59	06/22/21 15:16	106-43-4	
1,2-Dibromo-3-chloropropane	ND	ug/kg	7.5	2.9	1	06/22/21 10:59	06/22/21 15:16	96-12-8	
Dibromochloromethane	ND	ug/kg	7.5	4.2	1	06/22/21 10:59	06/22/21 15:16	124-48-1	
1,2-Dibromoethane (EDB)	ND	ug/kg	7.5	3.3	1	06/22/21 10:59	06/22/21 15:16	106-93-4	
Dibromomethane	ND	ug/kg	7.5	1.6	1	06/22/21 10:59	06/22/21 15:16	74-95-3	
1,2-Dichlorobenzene	ND	ug/kg	7.5	2.7	1	06/22/21 10:59	06/22/21 15:16	95-50-1	
1,3-Dichlorobenzene	ND	ug/kg	7.5	2.3	1	06/22/21 10:59	06/22/21 15:16	541-73-1	
1,4-Dichlorobenzene	ND	ug/kg	7.5	1.9	1	06/22/21 10:59	06/22/21 15:16	106-46-7	
Dichlorodifluoromethane	ND	ug/kg	14.9	3.2	1	06/22/21 10:59	06/22/21 15:16	75-71-8	v2
1,1-Dichloroethane	ND	ug/kg	7.5	3.1	1	06/22/21 10:59	06/22/21 15:16	75-34-3	
1,2-Dichloroethane	ND	ug/kg	7.5	4.9	1	06/22/21 10:59	06/22/21 15:16	107-06-2	
1,1-Dichloroethene	ND	ug/kg	7.5	3.1	1	06/22/21 10:59	06/22/21 15:16	75-35-4	
cis-1,2-Dichloroethene	ND	ug/kg	7.5	2.5	1	06/22/21 10:59	06/22/21 15:16	156-59-2	
trans-1,2-Dichloroethene	ND	ug/kg	7.5	2.6	1	06/22/21 10:59	06/22/21 15:16	156-60-5	
1,2-Dichloropropane	ND	ug/kg	7.5	2.2	1	06/22/21 10:59	06/22/21 15:16	78-87-5	
1,3-Dichloropropane	ND	ug/kg	7.5	2.3	1	06/22/21 10:59	06/22/21 15:16	142-28-9	
2,2-Dichloropropane	ND	ug/kg	7.5	2.4	1	06/22/21 10:59	06/22/21 15:16	594-20-7	

REPORT OF LABORATORY ANALYSIS

This report shall not be reproduced, except in full,
without the written consent of Pace Analytical Services, LLC.

Pace Analytical Services, LLC
9800 Kincey Ave. Suite 100
Huntersville, NC 28078
(704)875-9092

ANALYTICAL RESULTS

Project: CPC Huntersville/2020-L1-2448
Pace Project No.: 92545117

Sample: IA1 14-16 **Lab ID: 92545117003** Collected: 06/17/21 13:20 Received: 06/17/21 17:25 Matrix: Solid

Results reported on a "dry weight" basis and are adjusted for percent moisture, sample size and any dilutions.

Parameters	Results	Units	Report Limit	MDL	DF	Prepared	Analyzed	CAS No.	Qual
8260D/5035A/5030B Volatiles	Analytical Method: EPA 8260D Preparation Method: EPA 5035A/5030B Pace Analytical Services - Charlotte								
1,1-Dichloropropene	ND	ug/kg	7.5	3.6	1	06/22/21 10:59	06/22/21 15:16	563-58-6	
cis-1,3-Dichloropropene	ND	ug/kg	7.5	2.0	1	06/22/21 10:59	06/22/21 15:16	10061-01-5	
trans-1,3-Dichloropropene	ND	ug/kg	7.5	2.6	1	06/22/21 10:59	06/22/21 15:16	10061-02-6	
Diisopropyl ether	ND	ug/kg	7.5	2.0	1	06/22/21 10:59	06/22/21 15:16	108-20-3	
Ethylbenzene	**5.6J**	ug/kg	7.5	3.5	1	06/22/21 10:59	06/22/21 15:16	100-41-4	
Hexachloro-1,3-butadiene	ND	ug/kg	14.9	12.2	1	06/22/21 10:59	06/22/21 15:16	87-68-3	
2-Hexanone	ND	ug/kg	74.5	7.2	1	06/22/21 10:59	06/22/21 15:16	591-78-6	
Isopropylbenzene (Cumene)	ND	ug/kg	7.5	2.5	1	06/22/21 10:59	06/22/21 15:16	98-82-8	
p-Isopropyltoluene	ND	ug/kg	7.5	3.7	1	06/22/21 10:59	06/22/21 15:16	99-87-6	
Methylene Chloride	ND	ug/kg	29.8	20.4	1	06/22/21 10:59	06/22/21 15:16	75-09-2	
4-Methyl-2-pentanone (MIBK)	ND	ug/kg	74.5	7.2	1	06/22/21 10:59	06/22/21 15:16	108-10-1	
Methyl-tert-butyl ether	ND	ug/kg	7.5	2.8	1	06/22/21 10:59	06/22/21 15:16	1634-04-4	
Naphthalene	ND	ug/kg	7.5	3.9	1	06/22/21 10:59	06/22/21 15:16	91-20-3	v2
n-Propylbenzene	ND	ug/kg	7.5	2.7	1	06/22/21 10:59	06/22/21 15:16	103-65-1	
Styrene	ND	ug/kg	7.5	2.0	1	06/22/21 10:59	06/22/21 15:16	100-42-5	
1,1,1,2-Tetrachloroethane	ND	ug/kg	7.5	2.9	1	06/22/21 10:59	06/22/21 15:16	630-20-6	
1,1,2,2-Tetrachloroethane	ND	ug/kg	7.5	2.0	1	06/22/21 10:59	06/22/21 15:16	79-34-5	
Tetrachloroethene	ND	ug/kg	7.5	2.4	1	06/22/21 10:59	06/22/21 15:16	127-18-4	
Toluene	**24.2**	ug/kg	7.5	2.1	1	06/22/21 10:59	06/22/21 15:16	108-88-3	C7
1,2,3-Trichlorobenzene	ND	ug/kg	7.5	6.0	1	06/22/21 10:59	06/22/21 15:16	87-61-6	
1,2,4-Trichlorobenzene	ND	ug/kg	7.5	6.3	1	06/22/21 10:59	06/22/21 15:16	120-82-1	
1,1,1-Trichloroethane	ND	ug/kg	7.5	3.9	1	06/22/21 10:59	06/22/21 15:16	71-55-6	
1,1,2-Trichloroethane	ND	ug/kg	7.5	2.5	1	06/22/21 10:59	06/22/21 15:16	79-00-5	
Trichloroethene	ND	ug/kg	7.5	1.9	1	06/22/21 10:59	06/22/21 15:16	79-01-6	
Trichlorofluoromethane	ND	ug/kg	7.5	4.1	1	06/22/21 10:59	06/22/21 15:16	75-69-4	
1,2,3-Trichloropropane	ND	ug/kg	7.5	3.8	1	06/22/21 10:59	06/22/21 15:16	96-18-4	
1,2,4-Trimethylbenzene	ND	ug/kg	7.5	2.0	1	06/22/21 10:59	06/22/21 15:16	95-63-6	
1,3,5-Trimethylbenzene	ND	ug/kg	7.5	2.5	1	06/22/21 10:59	06/22/21 15:16	108-67-8	
Vinyl acetate	ND	ug/kg	74.5	5.4	1	06/22/21 10:59	06/22/21 15:16	108-05-4	
Vinyl chloride	ND	ug/kg	14.9	3.8	1	06/22/21 10:59	06/22/21 15:16	75-01-4	
Xylene (Total)	**12.9J**	ug/kg	14.9	4.2	1	06/22/21 10:59	06/22/21 15:16	1330-20-7	
m&p-Xylene	**12.9J**	ug/kg	14.9	5.1	1	06/22/21 10:59	06/22/21 15:16	179601-23-1	
o-Xylene	ND	ug/kg	7.5	3.3	1	06/22/21 10:59	06/22/21 15:16	95-47-6	
Surrogates									
Toluene-d8 (S)	105	%	70-130		1	06/22/21 10:59	06/22/21 15:16	2037-26-5	
4-Bromofluorobenzene (S)	97	%	69-134		1	06/22/21 10:59	06/22/21 15:16	460-00-4	
1,2-Dichloroethane-d4 (S)	109	%	70-130		1	06/22/21 10:59	06/22/21 15:16	17060-07-0	
Percent Moisture	Analytical Method: SW-846 Pace Analytical Services - Charlotte								
Percent Moisture	**19.5**	%	0.10	0.10	1		06/18/21 17:40		N2

REPORT OF LABORATORY ANALYSIS

This report shall not be reproduced, except in full,
without the written consent of Pace Analytical Services, LLC.

Pace Analytical Services, LLC
9800 Kincey Ave. Suite 100
Huntersville, NC 28078
(704)875-9092

ANALYTICAL RESULTS

Project: CPC Huntersville/2020-L1-2448
Pace Project No.: 92545117

Sample: S7 20-22 **Lab ID: 92545117004** Collected: 06/17/21 15:55 Received: 06/17/21 17:25 Matrix: Solid

Results reported on a "dry weight" basis and are adjusted for percent moisture, sample size and any dilutions.

Parameters	Results	Units	Report Limit	MDL	DF	Prepared	Analyzed	CAS No.	Qual
VPH NC Soil	Analytical Method: MADEP VPH Preparation Method: MADEP VPH Pace Analytical Services - Charlotte								
Total VPH (C5-C12)	**14.9**	mg/kg	4.2	4.2	1	06/24/21 12:57	06/25/21 04:26		N2
Aliphatic (C05-C08)	**10.2**	mg/kg	4.2	4.2	1	06/24/21 12:57	06/25/21 04:26		N2
Aliphatic(C09-C12) Adjusted	ND	mg/kg	4.2	4.2	1	06/24/21 12:57	06/25/21 04:26		N2
Aromatic (C09-C10)	ND	mg/kg	4.2	4.2	1	06/24/21 12:57	06/25/21 04:26		N2
Surrogates									
4-Bromofluorobenzene (FID) (S)	100	%	70-130		1	06/24/21 12:57	06/25/21 04:26	460-00-4	
4-Bromofluorobenzene (PID) (S)	101	%	70-130		1	06/24/21 12:57	06/25/21 04:26	460-00-4	
8260D/5035A/5030B Volatiles	Analytical Method: EPA 8260D Preparation Method: EPA 5035A/5030B Pace Analytical Services - Charlotte								
Acetone	ND	ug/kg	157	50.4	1	06/22/21 10:59	06/22/21 15:33	67-64-1	
Benzene	**193**	ug/kg	7.9	3.1	1	06/22/21 10:59	06/22/21 15:33	71-43-2	
Bromobenzene	ND	ug/kg	7.9	2.6	1	06/22/21 10:59	06/22/21 15:33	108-86-1	
Bromochloromethane	ND	ug/kg	7.9	2.3	1	06/22/21 10:59	06/22/21 15:33	74-97-5	
Bromodichloromethane	ND	ug/kg	7.9	3.0	1	06/22/21 10:59	06/22/21 15:33	75-27-4	
Bromoform	ND	ug/kg	7.9	2.8	1	06/22/21 10:59	06/22/21 15:33	75-25-2	
Bromomethane	ND	ug/kg	15.7	12.4	1	06/22/21 10:59	06/22/21 15:33	74-83-9	IK,L1,v1
2-Butanone (MEK)	ND	ug/kg	157	37.7	1	06/22/21 10:59	06/22/21 15:33	78-93-3	
n-Butylbenzene	ND	ug/kg	7.9	3.7	1	06/22/21 10:59	06/22/21 15:33	104-51-8	
sec-Butylbenzene	ND	ug/kg	7.9	3.5	1	06/22/21 10:59	06/22/21 15:33	135-98-8	
tert-Butylbenzene	ND	ug/kg	7.9	2.8	1	06/22/21 10:59	06/22/21 15:33	98-06-6	v2
Carbon tetrachloride	ND	ug/kg	7.9	2.9	1	06/22/21 10:59	06/22/21 15:33	56-23-5	
Chlorobenzene	ND	ug/kg	7.9	1.5	1	06/22/21 10:59	06/22/21 15:33	108-90-7	
Chloroethane	ND	ug/kg	15.7	6.1	1	06/22/21 10:59	06/22/21 15:33	75-00-3	
Chloroform	ND	ug/kg	7.9	4.8	1	06/22/21 10:59	06/22/21 15:33	67-66-3	
Chloromethane	ND	ug/kg	15.7	6.6	1	06/22/21 10:59	06/22/21 15:33	74-87-3	
2-Chlorotoluene	ND	ug/kg	7.9	2.8	1	06/22/21 10:59	06/22/21 15:33	95-49-8	
4-Chlorotoluene	ND	ug/kg	7.9	1.4	1	06/22/21 10:59	06/22/21 15:33	106-43-4	
1,2-Dibromo-3-chloropropane	ND	ug/kg	7.9	3.0	1	06/22/21 10:59	06/22/21 15:33	96-12-8	
Dibromochloromethane	ND	ug/kg	7.9	4.4	1	06/22/21 10:59	06/22/21 15:33	124-48-1	
1,2-Dibromoethane (EDB)	ND	ug/kg	7.9	3.5	1	06/22/21 10:59	06/22/21 15:33	106-93-4	
Dibromomethane	ND	ug/kg	7.9	1.7	1	06/22/21 10:59	06/22/21 15:33	74-95-3	
1,2-Dichlorobenzene	ND	ug/kg	7.9	2.8	1	06/22/21 10:59	06/22/21 15:33	95-50-1	
1,3-Dichlorobenzene	ND	ug/kg	7.9	2.4	1	06/22/21 10:59	06/22/21 15:33	541-73-1	
1,4-Dichlorobenzene	ND	ug/kg	7.9	2.0	1	06/22/21 10:59	06/22/21 15:33	106-46-7	
Dichlorodifluoromethane	ND	ug/kg	15.7	3.4	1	06/22/21 10:59	06/22/21 15:33	75-71-8	v2
1,1-Dichloroethane	ND	ug/kg	7.9	3.2	1	06/22/21 10:59	06/22/21 15:33	75-34-3	
1,2-Dichloroethane	ND	ug/kg	7.9	5.2	1	06/22/21 10:59	06/22/21 15:33	107-06-2	
1,1-Dichloroethene	ND	ug/kg	7.9	3.2	1	06/22/21 10:59	06/22/21 15:33	75-35-4	
cis-1,2-Dichloroethene	ND	ug/kg	7.9	2.7	1	06/22/21 10:59	06/22/21 15:33	156-59-2	
trans-1,2-Dichloroethene	ND	ug/kg	7.9	2.7	1	06/22/21 10:59	06/22/21 15:33	156-60-5	
1,2-Dichloropropane	ND	ug/kg	7.9	2.4	1	06/22/21 10:59	06/22/21 15:33	78-87-5	
1,3-Dichloropropane	ND	ug/kg	7.9	2.5	1	06/22/21 10:59	06/22/21 15:33	142-28-9	
2,2-Dichloropropane	ND	ug/kg	7.9	2.6	1	06/22/21 10:59	06/22/21 15:33	594-20-7	

REPORT OF LABORATORY ANALYSIS

This report shall not be reproduced, except in full,
without the written consent of Pace Analytical Services, LLC.

Pace Analytical Services, LLC
9800 Kincey Ave. Suite 100
Huntersville, NC 28078
(704)875-9092

ANALYTICAL RESULTS

Project: CPC Huntersville/2020-L1-2448
Pace Project No.: 92545117

Sample: S7 20-22 **Lab ID: 92545117004** Collected: 06/17/21 15:55 Received: 06/17/21 17:25 Matrix: Solid

Results reported on a "dry weight" basis and are adjusted for percent moisture, sample size and any dilutions.

Parameters	Results	Units	Report Limit	MDL	DF	Prepared	Analyzed	CAS No.	Qual
8260D/5035A/5030B Volatiles	Analytical Method: EPA 8260D Preparation Method: EPA 5035A/5030B Pace Analytical Services - Charlotte								
1,1-Dichloropropene	ND	ug/kg	7.9	3.8	1	06/22/21 10:59	06/22/21 15:33	563-58-6	
cis-1,3-Dichloropropene	ND	ug/kg	7.9	2.1	1	06/22/21 10:59	06/22/21 15:33	10061-01-5	
trans-1,3-Dichloropropene	ND	ug/kg	7.9	2.7	1	06/22/21 10:59	06/22/21 15:33	10061-02-6	
Diisopropyl ether	**21.7**	ug/kg	7.9	2.1	1	06/22/21 10:59	06/22/21 15:33	108-20-3	
Ethylbenzene	**46.6**	ug/kg	7.9	3.7	1	06/22/21 10:59	06/22/21 15:33	100-41-4	
Hexachloro-1,3-butadiene	ND	ug/kg	15.7	12.9	1	06/22/21 10:59	06/22/21 15:33	87-68-3	
2-Hexanone	ND	ug/kg	78.6	7.6	1	06/22/21 10:59	06/22/21 15:33	591-78-6	
Isopropylbenzene (Cumene)	ND	ug/kg	7.9	2.7	1	06/22/21 10:59	06/22/21 15:33	98-82-8	
p-Isopropyltoluene	ND	ug/kg	7.9	3.9	1	06/22/21 10:59	06/22/21 15:33	99-87-6	
Methylene Chloride	ND	ug/kg	31.4	21.5	1	06/22/21 10:59	06/22/21 15:33	75-09-2	
4-Methyl-2-pentanone (MIBK)	ND	ug/kg	78.6	7.6	1	06/22/21 10:59	06/22/21 15:33	108-10-1	
Methyl-tert-butyl ether	ND	ug/kg	7.9	2.9	1	06/22/21 10:59	06/22/21 15:33	1634-04-4	
Naphthalene	**78.2**	ug/kg	7.9	4.1	1	06/22/21 10:59	06/22/21 15:33	91-20-3	v3
n-Propylbenzene	ND	ug/kg	7.9	2.8	1	06/22/21 10:59	06/22/21 15:33	103-65-1	
Styrene	ND	ug/kg	7.9	2.1	1	06/22/21 10:59	06/22/21 15:33	100-42-5	
1,1,1,2-Tetrachloroethane	ND	ug/kg	7.9	3.0	1	06/22/21 10:59	06/22/21 15:33	630-20-6	
1,1,2,2-Tetrachloroethane	ND	ug/kg	7.9	2.1	1	06/22/21 10:59	06/22/21 15:33	79-34-5	
Tetrachloroethene	ND	ug/kg	7.9	2.5	1	06/22/21 10:59	06/22/21 15:33	127-18-4	
Toluene	**534**	ug/kg	7.9	2.2	1	06/22/21 10:59	06/22/21 15:33	108-88-3	
1,2,3-Trichlorobenzene	ND	ug/kg	7.9	6.3	1	06/22/21 10:59	06/22/21 15:33	87-61-6	
1,2,4-Trichlorobenzene	ND	ug/kg	7.9	6.6	1	06/22/21 10:59	06/22/21 15:33	120-82-1	
1,1,1-Trichloroethane	ND	ug/kg	7.9	4.1	1	06/22/21 10:59	06/22/21 15:33	71-55-6	
1,1,2-Trichloroethane	ND	ug/kg	7.9	2.6	1	06/22/21 10:59	06/22/21 15:33	79-00-5	
Trichloroethene	ND	ug/kg	7.9	2.0	1	06/22/21 10:59	06/22/21 15:33	79-01-6	
Trichlorofluoromethane	ND	ug/kg	7.9	4.3	1	06/22/21 10:59	06/22/21 15:33	75-69-4	
1,2,3-Trichloropropane	ND	ug/kg	7.9	4.0	1	06/22/21 10:59	06/22/21 15:33	96-18-4	
1,2,4-Trimethylbenzene	**54.6**	ug/kg	7.9	2.2	1	06/22/21 10:59	06/22/21 15:33	95-63-6	
1,3,5-Trimethylbenzene	ND	ug/kg	7.9	2.6	1	06/22/21 10:59	06/22/21 15:33	108-67-8	
Vinyl acetate	ND	ug/kg	78.6	5.7	1	06/22/21 10:59	06/22/21 15:33	108-05-4	
Vinyl chloride	ND	ug/kg	15.7	4.0	1	06/22/21 10:59	06/22/21 15:33	75-01-4	
Xylene (Total)	**263**	ug/kg	15.7	4.5	1	06/22/21 10:59	06/22/21 15:33	1330-20-7	
m&p-Xylene	**169**	ug/kg	15.7	5.4	1	06/22/21 10:59	06/22/21 15:33	179601-23-1	
o-Xylene	**94.5**	ug/kg	7.9	3.5	1	06/22/21 10:59	06/22/21 15:33	95-47-6	
Surrogates									
Toluene-d8 (S)	104	%	70-130		1	06/22/21 10:59	06/22/21 15:33	2037-26-5	
4-Bromofluorobenzene (S)	97	%	69-134		1	06/22/21 10:59	06/22/21 15:33	460-00-4	
1,2-Dichloroethane-d4 (S)	107	%	70-130		1	06/22/21 10:59	06/22/21 15:33	17060-07-0	
Percent Moisture	Analytical Method: SW-846 Pace Analytical Services - Charlotte								
Percent Moisture	**22.4**	%	0.10	0.10	1		06/18/21 17:41		N2

REPORT OF LABORATORY ANALYSIS

This report shall not be reproduced, except in full,
without the written consent of Pace Analytical Services, LLC.

Pace Analytical Services, LLC
9800 Kincey Ave. Suite 100
Huntersville, NC 28078
(704)875-9092

QUALITY CONTROL DATA

Project: CPC Huntersville/2020-L1-2448
Pace Project No.: 92545117

QC Batch: 629337
QC Batch Method: MADEP VPH
Analysis Method: MADEP VPH
Analysis Description: VPH NC Soil
Laboratory: Pace Analytical Services - Charlotte
Associated Lab Samples: 92545117001, 92545117004

METHOD BLANK: 3307495 Matrix: Solid
Associated Lab Samples: 92545117001, 92545117004

Parameter	Units	Blank Result	Reporting Limit	MDL	Analyzed	Qualifiers
Aliphatic (C05-C08)	mg/kg	ND	2.5	2.5	06/24/21 16:05	N2
Aromatic (C09-C10)	mg/kg	ND	2.5	2.5	06/24/21 16:05	N2
4-Bromofluorobenzene (FID) (S)	%	105	70-130		06/24/21 16:05	
4-Bromofluorobenzene (PID) (S)	%	108	70-130		06/24/21 16:05	

LABORATORY CONTROL SAMPLE & LCSD: 3307496 3307497

Parameter	Units	Spike Conc.	LCS Result	LCSD Result	LCS % Rec	LCSD % Rec	% Rec Limits	RPD	Max RPD	Qualifiers
Aliphatic (C05-C08)	mg/kg	14.9	12.7	12.3	85	83	70-130	3	25	N2
Aromatic (C09-C10)	mg/kg	5	5.6	5.5	112	111	70-130	1	25	N2
4-Bromofluorobenzene (FID) (S)	%				100	101	70-130			
4-Bromofluorobenzene (PID) (S)	%				99	99	70-130			

Results presented on this page are in the units indicated by the "Units" column except where an alternate unit is presented to the right of the result.

REPORT OF LABORATORY ANALYSIS

This report shall not be reproduced, except in full,
without the written consent of Pace Analytical Services, LLC.

Pace Analytical Services, LLC
9800 Kincey Ave. Suite 100
Huntersville, NC 28078
(704)875-9092

QUALITY CONTROL DATA

Project: CPC Huntersville/2020-L1-2448
Pace Project No.: 92545117

QC Batch: 629695
QC Batch Method: MADEP VPH
Analysis Method: MADEP VPH
Analysis Description: VPH NC Soil
Laboratory: Pace Analytical Services - Charlotte
Associated Lab Samples: 92545117002, 92545117003

METHOD BLANK: 3309375 Matrix: Solid
Associated Lab Samples: 92545117002, 92545117003

Parameter	Units	Blank Result	Reporting Limit	MDL	Analyzed	Qualifiers
Aliphatic (C05-C08)	mg/kg	ND	2.5	2.5	06/25/21 16:17	N2
Aromatic (C09-C10)	mg/kg	ND	2.5	2.5	06/25/21 16:17	N2
4-Bromofluorobenzene (FID) (S)	%	101	70-130		06/25/21 16:17	
4-Bromofluorobenzene (PID) (S)	%	102	70-130		06/25/21 16:17	

LABORATORY CONTROL SAMPLE & LCSD: 3309376 3309377

Parameter	Units	Spike Conc.	LCS Result	LCSD Result	LCS % Rec	LCSD % Rec	% Rec Limits	RPD	Max RPD	Qualifiers
Aliphatic (C05-C08)	mg/kg	14.9	12.8	12.0	86	80	70-130	7	25	N2
Aromatic (C09-C10)	mg/kg	5	5.7	5.5	115	111	70-130	4	25	N2
4-Bromofluorobenzene (FID) (S)	%				105	104	70-130			
4-Bromofluorobenzene (PID) (S)	%				103	103	70-130			

Results presented on this page are in the units indicated by the "Units" column except where an alternate unit is presented to the right of the result.

REPORT OF LABORATORY ANALYSIS

This report shall not be reproduced, except in full,
without the written consent of Pace Analytical Services, LLC.

Pace Analytical Services, LLC
9800 Kincey Ave. Suite 100
Huntersville, NC 28078
(704)875-9092

QUALITY CONTROL DATA

Project: CPC Huntersville/2020-L1-2448
Pace Project No.: 92545117

QC Batch: 627930
QC Batch Method: EPA 5035A/5030B
Analysis Method: EPA 8260D
Analysis Description: 8260D 5035A 5030B
Laboratory: Pace Analytical Services - Charlotte
Associated Lab Samples: 92545117001, 92545117003, 92545117004

METHOD BLANK: 3300968 Matrix: Solid
Associated Lab Samples: 92545117001, 92545117003, 92545117004

Parameter	Units	Blank Result	Reporting Limit	MDL	Analyzed	Qualifiers
1,1,1,2-Tetrachloroethane	ug/kg	ND	5.0	1.9	06/22/21 11:46	
1,1,1-Trichloroethane	ug/kg	ND	5.0	2.6	06/22/21 11:46	
1,1,2,2-Tetrachloroethane	ug/kg	ND	5.0	1.3	06/22/21 11:46	
1,1,2-Trichloroethane	ug/kg	ND	5.0	1.7	06/22/21 11:46	
1,1-Dichloroethane	ug/kg	ND	5.0	2.1	06/22/21 11:46	
1,1-Dichloroethene	ug/kg	ND	5.0	2.1	06/22/21 11:46	
1,1-Dichloropropene	ug/kg	ND	5.0	2.4	06/22/21 11:46	
1,2,3-Trichlorobenzene	ug/kg	ND	5.0	4.0	06/22/21 11:46	
1,2,3-Trichloropropane	ug/kg	ND	5.0	2.5	06/22/21 11:46	
1,2,4-Trichlorobenzene	ug/kg	ND	5.0	4.2	06/22/21 11:46	
1,2,4-Trimethylbenzene	ug/kg	ND	5.0	1.4	06/22/21 11:46	
1,2-Dibromo-3-chloropropane	ug/kg	ND	5.0	1.9	06/22/21 11:46	
1,2-Dibromoethane (EDB)	ug/kg	ND	5.0	2.2	06/22/21 11:46	
1,2-Dichlorobenzene	ug/kg	ND	5.0	1.8	06/22/21 11:46	
1,2-Dichloroethane	ug/kg	ND	5.0	3.3	06/22/21 11:46	
1,2-Dichloropropane	ug/kg	ND	5.0	1.5	06/22/21 11:46	
1,3,5-Trimethylbenzene	ug/kg	ND	5.0	1.7	06/22/21 11:46	
1,3-Dichlorobenzene	ug/kg	ND	5.0	1.6	06/22/21 11:46	
1,3-Dichloropropane	ug/kg	ND	5.0	1.6	06/22/21 11:46	
1,4-Dichlorobenzene	ug/kg	ND	5.0	1.3	06/22/21 11:46	
2,2-Dichloropropane	ug/kg	ND	5.0	1.6	06/22/21 11:46	
2-Butanone (MEK)	ug/kg	ND	100	24.0	06/22/21 11:46	
2-Chlorotoluene	ug/kg	ND	5.0	1.8	06/22/21 11:46	
2-Hexanone	ug/kg	ND	50.0	4.8	06/22/21 11:46	
4-Chlorotoluene	ug/kg	ND	5.0	0.88	06/22/21 11:46	
4-Methyl-2-pentanone (MIBK)	ug/kg	ND	50.0	4.8	06/22/21 11:46	
Acetone	ug/kg	ND	100	32.1	06/22/21 11:46	
Benzene	ug/kg	ND	5.0	2.0	06/22/21 11:46	
Bromobenzene	ug/kg	ND	5.0	1.6	06/22/21 11:46	
Bromochloromethane	ug/kg	ND	5.0	1.5	06/22/21 11:46	
Bromodichloromethane	ug/kg	ND	5.0	1.9	06/22/21 11:46	
Bromoform	ug/kg	ND	5.0	1.8	06/22/21 11:46	
Bromomethane	ug/kg	ND	10.0	7.9	06/22/21 11:46	IK,v1
Carbon tetrachloride	ug/kg	ND	5.0	1.9	06/22/21 11:46	
Chlorobenzene	ug/kg	ND	5.0	0.96	06/22/21 11:46	
Chloroethane	ug/kg	ND	10.0	3.9	06/22/21 11:46	
Chloroform	ug/kg	ND	5.0	3.0	06/22/21 11:46	
Chloromethane	ug/kg	ND	10.0	4.2	06/22/21 11:46	
cis-1,2-Dichloroethene	ug/kg	ND	5.0	1.7	06/22/21 11:46	
cis-1,3-Dichloropropene	ug/kg	ND	5.0	1.4	06/22/21 11:46	

Results presented on this page are in the units indicated by the "Units" column except where an alternate unit is presented to the right of the result.

REPORT OF LABORATORY ANALYSIS

This report shall not be reproduced, except in full,
without the written consent of Pace Analytical Services, LLC.

Pace Analytical Services, LLC
9800 Kincey Ave. Suite 100
Huntersville, NC 28078
(704)875-9092

QUALITY CONTROL DATA

Project: CPC Huntersville/2020-L1-2448
Pace Project No.: 92545117

METHOD BLANK: 3300968 Matrix: Solid
Associated Lab Samples: 92545117001, 92545117003, 92545117004

Parameter	Units	Blank Result	Reporting Limit	MDL	Analyzed	Qualifiers
Dibromochloromethane	ug/kg	ND	5.0	2.8	06/22/21 11:46	
Dibromomethane	ug/kg	ND	5.0	1.1	06/22/21 11:46	
Dichlorodifluoromethane	ug/kg	ND	10.0	2.2	06/22/21 11:46	v2
Diisopropyl ether	ug/kg	ND	5.0	1.4	06/22/21 11:46	
Ethylbenzene	ug/kg	ND	5.0	2.3	06/22/21 11:46	
Hexachloro-1,3-butadiene	ug/kg	ND	10.0	8.2	06/22/21 11:46	
Isopropylbenzene (Cumene)	ug/kg	ND	5.0	1.7	06/22/21 11:46	
m&p-Xylene	ug/kg	ND	10.0	3.4	06/22/21 11:46	
Methyl-tert-butyl ether	ug/kg	ND	5.0	1.9	06/22/21 11:46	
Methylene Chloride	ug/kg	ND	20.0	13.7	06/22/21 11:46	
n-Butylbenzene	ug/kg	ND	5.0	2.4	06/22/21 11:46	
n-Propylbenzene	ug/kg	ND	5.0	1.8	06/22/21 11:46	
Naphthalene	ug/kg	ND	5.0	2.6	06/22/21 11:46	v2
o-Xylene	ug/kg	ND	5.0	2.2	06/22/21 11:46	
p-Isopropyltoluene	ug/kg	ND	5.0	2.5	06/22/21 11:46	
sec-Butylbenzene	ug/kg	ND	5.0	2.2	06/22/21 11:46	
Styrene	ug/kg	ND	5.0	1.3	06/22/21 11:46	
tert-Butylbenzene	ug/kg	ND	5.0	1.8	06/22/21 11:46	v2
Tetrachloroethene	ug/kg	ND	5.0	1.6	06/22/21 11:46	
Toluene	ug/kg	ND	5.0	1.4	06/22/21 11:46	
trans-1,2-Dichloroethene	ug/kg	ND	5.0	1.8	06/22/21 11:46	
trans-1,3-Dichloropropene	ug/kg	ND	5.0	1.7	06/22/21 11:46	
Trichloroethene	ug/kg	ND	5.0	1.3	06/22/21 11:46	
Trichlorofluoromethane	ug/kg	ND	5.0	2.8	06/22/21 11:46	
Vinyl acetate	ug/kg	ND	50.0	3.6	06/22/21 11:46	
Vinyl chloride	ug/kg	ND	10.0	2.5	06/22/21 11:46	
Xylene (Total)	ug/kg	ND	10.0	2.8	06/22/21 11:46	
1,2-Dichloroethane-d4 (S)	%	109	70-130		06/22/21 11:46	
4-Bromofluorobenzene (S)	%	94	69-134		06/22/21 11:46	
Toluene-d8 (S)	%	103	70-130		06/22/21 11:46	

LABORATORY CONTROL SAMPLE: 3300969

Parameter	Units	Spike Conc.	LCS Result	LCS % Rec	% Rec Limits	Qualifiers
1,1,1,2-Tetrachloroethane	ug/kg	1250	1170	94	70-130	
1,1,1-Trichloroethane	ug/kg	1250	1100	88	70-130	
1,1,2,2-Tetrachloroethane	ug/kg	1250	1140	91	70-130	
1,1,2-Trichloroethane	ug/kg	1250	1100	88	70-130	
1,1-Dichloroethane	ug/kg	1250	1270	102	70-130	
1,1-Dichloroethene	ug/kg	1250	1270	102	70-130	
1,1-Dichloropropene	ug/kg	1250	1200	96	70-130	
1,2,3-Trichlorobenzene	ug/kg	1250	1030	83	65-130	
1,2,3-Trichloropropane	ug/kg	1250	1160	93	70-130	
1,2,4-Trichlorobenzene	ug/kg	1250	1070	86	68-130	

Results presented on this page are in the units indicated by the "Units" column except where an alternate unit is presented to the right of the result.

REPORT OF LABORATORY ANALYSIS

This report shall not be reproduced, except in full,
without the written consent of Pace Analytical Services, LLC.

Pace Analytical Services, LLC
9800 Kincey Ave. Suite 100
Huntersville, NC 28078
(704)875-9092

QUALITY CONTROL DATA

Project: CPC Huntersville/2020-L1-2448
Pace Project No.: 92545117

LABORATORY CONTROL SAMPLE: 3300969

Parameter	Units	Spike Conc.	LCS Result	LCS % Rec	% Rec Limits	Qualifiers
1,2,4-Trimethylbenzene	ug/kg	1250	1160	93	70-130	
1,2-Dibromo-3-chloropropane	ug/kg	1250	1040	83	70-130	
1,2-Dibromoethane (EDB)	ug/kg	1250	1210	97	70-130	
1,2-Dichlorobenzene	ug/kg	1250	1120	89	70-130	
1,2-Dichloroethane	ug/kg	1250	1160	93	63-130	
1,2-Dichloropropane	ug/kg	1250	1250	100	70-130	
1,3,5-Trimethylbenzene	ug/kg	1250	1060	85	70-130	
1,3-Dichlorobenzene	ug/kg	1250	1150	92	70-130	
1,3-Dichloropropane	ug/kg	1250	1250	100	70-130	
1,4-Dichlorobenzene	ug/kg	1250	1150	92	70-130	
2,2-Dichloropropane	ug/kg	1250	1170	94	66-130	
2-Butanone (MEK)	ug/kg	2500	2230	89	70-130	
2-Chlorotoluene	ug/kg	1250	1140	91	70-130	
2-Hexanone	ug/kg	2500	2410	97	70-130	
4-Chlorotoluene	ug/kg	1250	1080	87	70-130	
4-Methyl-2-pentanone (MIBK)	ug/kg	2500	2380	95	70-130	
Acetone	ug/kg	2500	2230	89	69-130	
Benzene	ug/kg	1250	1190	95	70-130	
Bromobenzene	ug/kg	1250	1160	92	70-130	
Bromochloromethane	ug/kg	1250	1300	104	70-130	
Bromodichloromethane	ug/kg	1250	1130	90	69-130	
Bromoform	ug/kg	1250	1180	94	70-130	
Bromomethane	ug/kg	1250	1960	157	52-130	IK,L1,v1
Carbon tetrachloride	ug/kg	1250	1150	92	70-130	
Chlorobenzene	ug/kg	1250	1240	99	70-130	
Chloroethane	ug/kg	1250	1220	98	65-130	
Chloroform	ug/kg	1250	1140	91	70-130	
Chloromethane	ug/kg	1250	1100	88	55-130	
cis-1,2-Dichloroethene	ug/kg	1250	1240	99	70-130	
cis-1,3-Dichloropropene	ug/kg	1250	1190	95	70-130	
Dibromochloromethane	ug/kg	1250	1200	96	70-130	
Dibromomethane	ug/kg	1250	1230	98	70-130	
Dichlorodifluoromethane	ug/kg	1250	908	73	45-156	v3
Diisopropyl ether	ug/kg	1250	1110	89	70-130	
Ethylbenzene	ug/kg	1250	1170	93	70-130	
Hexachloro-1,3-butadiene	ug/kg	1250	1110	89	66-130	
Isopropylbenzene (Cumene)	ug/kg	1250	1220	98	70-130	
m&p-Xylene	ug/kg	2500	2320	93	70-130	
Methyl-tert-butyl ether	ug/kg	1250	1120	90	70-130	
Methylene Chloride	ug/kg	1250	1290	103	65-130	
n-Butylbenzene	ug/kg	1250	1120	90	67-130	
n-Propylbenzene	ug/kg	1250	1100	88	70-130	
Naphthalene	ug/kg	1250	971	78	70-130	v3
o-Xylene	ug/kg	1250	1190	95	70-130	
p-Isopropyltoluene	ug/kg	1250	1080	86	67-130	
sec-Butylbenzene	ug/kg	1250	1110	89	69-130	
Styrene	ug/kg	1250	1230	99	70-130	

Results presented on this page are in the units indicated by the "Units" column except where an alternate unit is presented to the right of the result.

REPORT OF LABORATORY ANALYSIS

This report shall not be reproduced, except in full,
without the written consent of Pace Analytical Services, LLC.

Pace Analytical Services, LLC
9800 Kincey Ave. Suite 100
Huntersville, NC 28078
(704)875-9092

QUALITY CONTROL DATA

Project: CPC Huntersville/2020-L1-2448
Pace Project No.: 92545117

LABORATORY CONTROL SAMPLE: 3300969

Parameter	Units	Spike Conc.	LCS Result	LCS % Rec	% Rec Limits	Qualifiers
tert-Butylbenzene	ug/kg	1250	848	68	67-130	v3
Tetrachloroethene	ug/kg	1250	1250	100	70-130	
Toluene	ug/kg	1250	1130	91	70-130	
trans-1,2-Dichloroethene	ug/kg	1250	1220	98	70-130	
trans-1,3-Dichloropropene	ug/kg	1250	1160	93	68-130	
Trichloroethene	ug/kg	1250	1200	96	70-130	
Trichlorofluoromethane	ug/kg	1250	1120	90	70-130	
Vinyl acetate	ug/kg	2500	2460	98	70-130	
Vinyl chloride	ug/kg	1250	1140	92	61-130	
Xylene (Total)	ug/kg	3750	3520	94	70-130	
1,2-Dichloroethane-d4 (S)	%			89	70-130	
4-Bromofluorobenzene (S)	%			98	69-134	
Toluene-d8 (S)	%			100	70-130	

MATRIX SPIKE & MATRIX SPIKE DUPLICATE: 3305165 3305166

Parameter	Units	92544529016 Result	MS Spike Conc.	MSD Spike Conc.	MS Result	MSD Result	MS % Rec	MSD % Rec	% Rec Limits	RPD	Max RPD	Qual
1,1,1,2-Tetrachloroethane	ug/kg	ND	1070	1070	1120	1050	105	98	70-131	7	30	
1,1,1-Trichloroethane	ug/kg	ND	1070	1070	1200	1120	113	105	65-133	7	30	
1,1,2,2-Tetrachloroethane	ug/kg	ND	1070	1070	1150	1050	107	98	66-130	9	30	
1,1,2-Trichloroethane	ug/kg	ND	1070	1070	1130	1050	106	98	66-133	8	30	
1,1-Dichloroethane	ug/kg	ND	1070	1070	1430	1310	134	123	65-130	8	30	M1
1,1-Dichloroethene	ug/kg	ND	1070	1070	1400	1320	131	124	10-158	6	30	
1,1-Dichloropropene	ug/kg	ND	1070	1070	1330	1240	124	117	68-133	6	30	
1,2,3-Trichlorobenzene	ug/kg	ND	1070	1070	1020	960	95	90	27-138	6	30	
1,2,3-Trichloropropane	ug/kg	ND	1070	1070	1060	975	99	91	67-130	8	30	
1,2,4-Trichlorobenzene	ug/kg	ND	1070	1070	982	959	92	90	51-134	2	30	
1,2,4-Trimethylbenzene	ug/kg	ND	1070	1070	1150	1070	108	100	63-136	7	30	
1,2-Dibromo-3-chloropropane	ug/kg	ND	1070	1070	946	851	89	80	32-130	11	30	
1,2-Dibromoethane (EDB)	ug/kg	ND	1070	1070	1190	1110	112	104	70-130	7	30	
1,2-Dichlorobenzene	ug/kg	ND	1070	1070	1130	1060	106	99	69-130	6	30	
1,2-Dichloroethane	ug/kg	ND	1070	1070	1300	1200	122	113	59-130	8	30	
1,2-Dichloropropane	ug/kg	ND	1070	1070	1310	1210	122	113	70-130	8	30	
1,3,5-Trimethylbenzene	ug/kg	ND	1070	1070	1040	958	97	90	65-137	8	30	
1,3-Dichlorobenzene	ug/kg	ND	1070	1070	1140	1070	107	100	70-130	7	30	
1,3-Dichloropropane	ug/kg	ND	1070	1070	1270	1170	119	109	70-130	8	30	
1,4-Dichlorobenzene	ug/kg	ND	1070	1070	1140	1070	107	100	68-130	7	30	
2,2-Dichloropropane	ug/kg	ND	1070	1070	607	562	57	53	32-130	8	30	
2-Butanone (MEK)	ug/kg	ND	2140	2140	2500	2270	117	106	10-136	10	30	
2-Chlorotoluene	ug/kg	ND	1070	1070	1120	1040	104	98	69-141	7	30	
2-Hexanone	ug/kg	ND	2140	2140	2380	2200	112	103	10-144	8	30	
4-Chlorotoluene	ug/kg	ND	1070	1070	1070	1020	101	95	70-132	6	30	
4-Methyl-2-pentanone (MIBK)	ug/kg	ND	2140	2140	2450	2240	115	105	25-143	9	30	

Results presented on this page are in the units indicated by the "Units" column except where an alternate unit is presented to the right of the result.

REPORT OF LABORATORY ANALYSIS

This report shall not be reproduced, except in full,
without the written consent of Pace Analytical Services, LLC.

Pace Analytical Services, LLC
9800 Kincey Ave. Suite 100
Huntersville, NC 28078
(704)875-9092

QUALITY CONTROL DATA

Project: CPC Huntersville/2020-L1-2448
Pace Project No.: 92545117

MATRIX SPIKE & MATRIX SPIKE DUPLICATE: 3305165 3305166

Parameter	Units	92544529016 Result	MS Spike Conc.	MSD Spike Conc.	MS Result	MSD Result	MS % Rec	MSD % Rec	% Rec Limits	RPD	Max RPD	Qual
Acetone	ug/kg	ND	2140	2140	2740	2620	128	122	10-130	5	30	
Benzene	ug/kg	ND	1070	1070	1270	1180	119	111	67-130	7	30	
Bromobenzene	ug/kg	ND	1070	1070	1190	1090	111	102	70-130	8	30	
Bromochloromethane	ug/kg	ND	1070	1070	1400	1300	132	122	69-134	8	30	
Bromodichloromethane	ug/kg	ND	1070	1070	1070	985	100	92	64-130	8	30	
Bromoform	ug/kg	ND	1070	1070	962	895	90	84	62-130	7	30	
Bromomethane	ug/kg	ND	1070	1070	1530	1280	144	120	20-176	18	30	IK,v1
Carbon tetrachloride	ug/kg	ND	1070	1070	1120	1060	105	99	65-140	5	30	
Chlorobenzene	ug/kg	ND	1070	1070	1250	1160	117	109	70-130	7	30	
Chloroethane	ug/kg	ND	1070	1070	248	164	23	15	10-130	41	30	R1
Chloroform	ug/kg	ND	1070	1070	1280	1190	120	112	63-130	7	30	
Chloromethane	ug/kg	ND	1070	1070	1410	1320	132	123	58-130	6	30	M1
cis-1,2-Dichloroethene	ug/kg	140	1070	1070	1520	1440	129	121	66-130	6	30	
cis-1,3-Dichloropropene	ug/kg	ND	1070	1070	1040	949	98	89	67-130	9	30	
Dibromochloromethane	ug/kg	ND	1070	1070	1060	957	99	90	67-130	10	30	
Dibromomethane	ug/kg	ND	1070	1070	1240	1130	116	106	63-131	9	30	
Dichlorodifluoromethane	ug/kg	ND	1070	1070	1090	1030	102	96	44-180	6	30	v3
Diisopropyl ether	ug/kg	ND	1070	1070	1240	1150	116	108	63-130	8	30	
Ethylbenzene	ug/kg	ND	1070	1070	1170	1100	109	103	66-130	6	30	
Hexachloro-1,3-butadiene	ug/kg	ND	1070	1070	1010	971	94	91	64-150	4	30	
Isopropylbenzene (Cumene)	ug/kg	ND	1070	1070	1220	1140	114	107	69-135	6	30	
m&p-Xylene	ug/kg	ND	2140	2140	2340	2160	109	101	60-133	8	30	
Methyl-tert-butyl ether	ug/kg	ND	1070	1070	1230	1150	115	107	65-130	7	30	
Methylene Chloride	ug/kg	ND	1070	1070	1500	1400	140	131	61-130	6	30	M1
n-Butylbenzene	ug/kg	ND	1070	1070	986	954	92	89	65-140	3	30	
n-Propylbenzene	ug/kg	ND	1070	1070	1080	1020	101	96	67-140	5	30	
Naphthalene	ug/kg	ND	1070	1070	934	896	87	84	15-145	4	30	v3
o-Xylene	ug/kg	ND	1070	1070	1150	1080	108	101	66-133	6	30	
p-Isopropyltoluene	ug/kg	ND	1070	1070	1020	955	95	89	56-147	6	30	
sec-Butylbenzene	ug/kg	ND	1070	1070	1070	1020	101	95	65-139	5	30	
Styrene	ug/kg	ND	1070	1070	1170	1090	109	102	70-132	7	30	
tert-Butylbenzene	ug/kg	ND	1070	1070	865	806	81	75	62-135	7	30	v3
Tetrachloroethene	ug/kg	9270	1070	1070	10400	10400	106	104	70-135	0	30	
Toluene	ug/kg	ND	1070	1070	1180	1090	110	101	67-130	8	30	
trans-1,2-Dichloroethene	ug/kg	ND	1070	1070	1380	1300	129	122	69-130	6	30	
trans-1,3-Dichloropropene	ug/kg	ND	1070	1070	1000	921	94	86	62-130	8	30	
Trichloroethene	ug/kg	707	1070	1070	2000	1910	121	112	70-135	5	30	
Trichlorofluoromethane	ug/kg	ND	1070	1070	643	631	60	59	10-130	2	30	
Vinyl acetate	ug/kg	ND	2140	2140	2410	2220	113	104	53-130	8	30	
Vinyl chloride	ug/kg	ND	1070	1070	1370	1310	128	122	61-148	4	30	
Xylene (Total)	ug/kg	ND	3200	3200	3490	3240	109	101	63-132	7	30	
1,2-Dichloroethane-d4 (S)	%						130	127	70-130			
4-Bromofluorobenzene (S)	%						98	98	69-134			
Toluene-d8 (S)	%						102	103	70-130			

Results presented on this page are in the units indicated by the "Units" column except where an alternate unit is presented to the right of the result.

REPORT OF LABORATORY ANALYSIS

This report shall not be reproduced, except in full,
without the written consent of Pace Analytical Services, LLC.

Pace Analytical Services, LLC
9800 Kincey Ave. Suite 100
Huntersville, NC 28078
(704)875-9092

QUALITY CONTROL DATA

Project: CPC Huntersville/2020-L1-2448
Pace Project No.: 92545117

QC Batch: 629051
QC Batch Method: EPA 5035A/5030B
Analysis Method: EPA 8260D
Analysis Description: 8260D 5035A 5030B
Laboratory: Pace Analytical Services - Charlotte

Associated Lab Samples: 92545117002

METHOD BLANK: 3306134 Matrix: Solid
Associated Lab Samples: 92545117002

Parameter	Units	Blank Result	Reporting Limit	MDL	Analyzed	Qualifiers
1,1,1,2-Tetrachloroethane	ug/kg	ND	5.0	1.9	06/24/21 11:33	
1,1,1-Trichloroethane	ug/kg	ND	5.0	2.6	06/24/21 11:33	
1,1,2,2-Tetrachloroethane	ug/kg	ND	5.0	1.3	06/24/21 11:33	
1,1,2-Trichloroethane	ug/kg	ND	5.0	1.7	06/24/21 11:33	
1,1-Dichloroethane	ug/kg	ND	5.0	2.1	06/24/21 11:33	
1,1-Dichloroethene	ug/kg	ND	5.0	2.1	06/24/21 11:33	
1,1-Dichloropropene	ug/kg	ND	5.0	2.4	06/24/21 11:33	
1,2,3-Trichlorobenzene	ug/kg	ND	5.0	4.0	06/24/21 11:33	
1,2,3-Trichloropropane	ug/kg	ND	5.0	2.5	06/24/21 11:33	
1,2,4-Trichlorobenzene	ug/kg	ND	5.0	4.2	06/24/21 11:33	
1,2,4-Trimethylbenzene	ug/kg	ND	5.0	1.4	06/24/21 11:33	
1,2-Dibromo-3-chloropropane	ug/kg	ND	5.0	1.9	06/24/21 11:33	
1,2-Dibromoethane (EDB)	ug/kg	ND	5.0	2.2	06/24/21 11:33	
1,2-Dichlorobenzene	ug/kg	ND	5.0	1.8	06/24/21 11:33	
1,2-Dichloroethane	ug/kg	ND	5.0	3.3	06/24/21 11:33	
1,2-Dichloropropane	ug/kg	ND	5.0	1.5	06/24/21 11:33	
1,3,5-Trimethylbenzene	ug/kg	ND	5.0	1.7	06/24/21 11:33	
1,3-Dichlorobenzene	ug/kg	ND	5.0	1.6	06/24/21 11:33	
1,3-Dichloropropane	ug/kg	ND	5.0	1.6	06/24/21 11:33	
1,4-Dichlorobenzene	ug/kg	ND	5.0	1.3	06/24/21 11:33	
2,2-Dichloropropane	ug/kg	ND	5.0	1.6	06/24/21 11:33	
2-Butanone (MEK)	ug/kg	ND	100	24.0	06/24/21 11:33	
2-Chlorotoluene	ug/kg	ND	5.0	1.8	06/24/21 11:33	
2-Hexanone	ug/kg	ND	50.0	4.8	06/24/21 11:33	
4-Chlorotoluene	ug/kg	ND	5.0	0.88	06/24/21 11:33	
4-Methyl-2-pentanone (MIBK)	ug/kg	ND	50.0	4.8	06/24/21 11:33	
Acetone	ug/kg	ND	100	32.1	06/24/21 11:33	
Benzene	ug/kg	ND	5.0	2.0	06/24/21 11:33	
Bromobenzene	ug/kg	ND	5.0	1.6	06/24/21 11:33	
Bromochloromethane	ug/kg	ND	5.0	1.5	06/24/21 11:33	
Bromodichloromethane	ug/kg	ND	5.0	1.9	06/24/21 11:33	
Bromoform	ug/kg	ND	5.0	1.8	06/24/21 11:33	
Bromomethane	ug/kg	ND	10.0	7.9	06/24/21 11:33	IK,v1
Carbon tetrachloride	ug/kg	ND	5.0	1.9	06/24/21 11:33	
Chlorobenzene	ug/kg	ND	5.0	0.96	06/24/21 11:33	
Chloroethane	ug/kg	ND	10.0	3.9	06/24/21 11:33	
Chloroform	ug/kg	ND	5.0	3.0	06/24/21 11:33	
Chloromethane	ug/kg	ND	10.0	4.2	06/24/21 11:33	
cis-1,2-Dichloroethene	ug/kg	ND	5.0	1.7	06/24/21 11:33	
cis-1,3-Dichloropropene	ug/kg	ND	5.0	1.4	06/24/21 11:33	

Results presented on this page are in the units indicated by the "Units" column except where an alternate unit is presented to the right of the result.

REPORT OF LABORATORY ANALYSIS

This report shall not be reproduced, except in full,
without the written consent of Pace Analytical Services, LLC.

Pace Analytical Services, LLC
9800 Kincey Ave. Suite 100
Huntersville, NC 28078
(704)875-9092

QUALITY CONTROL DATA

Project: CPC Huntersville/2020-L1-2448
Pace Project No.: 92545117

METHOD BLANK: 3306134 Matrix: Solid
Associated Lab Samples: 92545117002

Parameter	Units	Blank Result	Reporting Limit	MDL	Analyzed	Qualifiers
Dibromochloromethane	ug/kg	ND	5.0	2.8	06/24/21 11:33	
Dibromomethane	ug/kg	ND	5.0	1.1	06/24/21 11:33	
Dichlorodifluoromethane	ug/kg	ND	10.0	2.2	06/24/21 11:33	
Diisopropyl ether	ug/kg	ND	5.0	1.4	06/24/21 11:33	
Ethylbenzene	ug/kg	ND	5.0	2.3	06/24/21 11:33	
Hexachloro-1,3-butadiene	ug/kg	ND	10.0	8.2	06/24/21 11:33	
Isopropylbenzene (Cumene)	ug/kg	ND	5.0	1.7	06/24/21 11:33	
m&p-Xylene	ug/kg	ND	10.0	3.4	06/24/21 11:33	
Methyl-tert-butyl ether	ug/kg	ND	5.0	1.9	06/24/21 11:33	
Methylene Chloride	ug/kg	ND	20.0	13.7	06/24/21 11:33	
n-Butylbenzene	ug/kg	ND	5.0	2.4	06/24/21 11:33	
n-Propylbenzene	ug/kg	ND	5.0	1.8	06/24/21 11:33	
Naphthalene	ug/kg	ND	5.0	2.6	06/24/21 11:33	
o-Xylene	ug/kg	ND	5.0	2.2	06/24/21 11:33	
p-Isopropyltoluene	ug/kg	ND	5.0	2.5	06/24/21 11:33	
sec-Butylbenzene	ug/kg	ND	5.0	2.2	06/24/21 11:33	
Styrene	ug/kg	ND	5.0	1.3	06/24/21 11:33	
tert-Butylbenzene	ug/kg	ND	5.0	1.8	06/24/21 11:33	
Tetrachloroethene	ug/kg	ND	5.0	1.6	06/24/21 11:33	
Toluene	ug/kg	ND	5.0	1.4	06/24/21 11:33	
trans-1,2-Dichloroethene	ug/kg	ND	5.0	1.8	06/24/21 11:33	
trans-1,3-Dichloropropene	ug/kg	ND	5.0	1.7	06/24/21 11:33	
Trichloroethene	ug/kg	ND	5.0	1.3	06/24/21 11:33	
Trichlorofluoromethane	ug/kg	ND	5.0	2.8	06/24/21 11:33	
Vinyl acetate	ug/kg	ND	50.0	3.6	06/24/21 11:33	
Vinyl chloride	ug/kg	ND	10.0	2.5	06/24/21 11:33	
Xylene (Total)	ug/kg	ND	10.0	2.8	06/24/21 11:33	
1,2-Dichloroethane-d4 (S)	%	115	70-130		06/24/21 11:33	
4-Bromofluorobenzene (S)	%	101	69-134		06/24/21 11:33	
Toluene-d8 (S)	%	102	70-130		06/24/21 11:33	

LABORATORY CONTROL SAMPLE: 3306135

Parameter	Units	Spike Conc.	LCS Result	LCS % Rec	% Rec Limits	Qualifiers
1,1,1,2-Tetrachloroethane	ug/kg	1250	1180	94	70-130	
1,1,1-Trichloroethane	ug/kg	1250	1060	85	70-130	
1,1,2,2-Tetrachloroethane	ug/kg	1250	1100	88	70-130	
1,1,2-Trichloroethane	ug/kg	1250	1040	83	70-130	
1,1-Dichloroethane	ug/kg	1250	1200	96	70-130	
1,1-Dichloroethene	ug/kg	1250	1270	102	70-130	
1,1-Dichloropropene	ug/kg	1250	1170	93	70-130	
1,2,3-Trichlorobenzene	ug/kg	1250	1210	96	65-130	
1,2,3-Trichloropropane	ug/kg	1250	1180	94	70-130	
1,2,4-Trichlorobenzene	ug/kg	1250	1210	97	68-130	

Results presented on this page are in the units indicated by the "Units" column except where an alternate unit is presented to the right of the result.

REPORT OF LABORATORY ANALYSIS

This report shall not be reproduced, except in full,
without the written consent of Pace Analytical Services, LLC.

Pace Analytical Services, LLC
9800 Kincey Ave. Suite 100
Huntersville, NC 28078
(704)875-9092

QUALITY CONTROL DATA

Project: CPC Huntersville/2020-L1-2448
Pace Project No.: 92545117

LABORATORY CONTROL SAMPLE: 3306135

Parameter	Units	Spike Conc.	LCS Result	LCS % Rec	% Rec Limits	Qualifiers
1,2,4-Trimethylbenzene	ug/kg	1250	1220	97	70-130	
1,2-Dibromo-3-chloropropane	ug/kg	1250	1090	87	70-130	
1,2-Dibromoethane (EDB)	ug/kg	1250	1170	94	70-130	
1,2-Dichlorobenzene	ug/kg	1250	1140	91	70-130	
1,2-Dichloroethane	ug/kg	1250	1120	90	63-130	
1,2-Dichloropropane	ug/kg	1250	1180	94	70-130	
1,3,5-Trimethylbenzene	ug/kg	1250	1200	96	70-130	
1,3-Dichlorobenzene	ug/kg	1250	1140	91	70-130	
1,3-Dichloropropane	ug/kg	1250	1200	96	70-130	
1,4-Dichlorobenzene	ug/kg	1250	1130	91	70-130	
2,2-Dichloropropane	ug/kg	1250	1100	88	66-130	
2-Butanone (MEK)	ug/kg	2500	2420	97	70-130	
2-Chlorotoluene	ug/kg	1250	1250	100	70-130	
2-Hexanone	ug/kg	2500	2510	100	70-130	
4-Chlorotoluene	ug/kg	1250	1180	94	70-130	
4-Methyl-2-pentanone (MIBK)	ug/kg	2500	2410	96	70-130	
Acetone	ug/kg	2500	2330	93	69-130	
Benzene	ug/kg	1250	1130	90	70-130	
Bromobenzene	ug/kg	1250	1200	96	70-130	
Bromochloromethane	ug/kg	1250	1140	92	70-130	
Bromodichloromethane	ug/kg	1250	1040	83	69-130	
Bromoform	ug/kg	1250	1120	89	70-130	
Bromomethane	ug/kg	1250	1580	127	52-130	IK,v1
Carbon tetrachloride	ug/kg	1250	1150	92	70-130	
Chlorobenzene	ug/kg	1250	1190	95	70-130	
Chloroethane	ug/kg	1250	1330	106	65-130	
Chloroform	ug/kg	1250	1230	99	70-130	
Chloromethane	ug/kg	1250	1130	91	55-130	
cis-1,2-Dichloroethene	ug/kg	1250	1170	94	70-130	
cis-1,3-Dichloropropene	ug/kg	1250	1150	92	70-130	
Dibromochloromethane	ug/kg	1250	1150	92	70-130	
Dibromomethane	ug/kg	1250	1100	88	70-130	
Dichlorodifluoromethane	ug/kg	1250	1180	94	45-156	
Diisopropyl ether	ug/kg	1250	1130	91	70-130	
Ethylbenzene	ug/kg	1250	1320	106	70-130	
Hexachloro-1,3-butadiene	ug/kg	1250	1320	106	66-130	
Isopropylbenzene (Cumene)	ug/kg	1250	1240	99	70-130	
m&p-Xylene	ug/kg	2500	2440	98	70-130	
Methyl-tert-butyl ether	ug/kg	1250	1080	87	70-130	
Methylene Chloride	ug/kg	1250	1270	102	65-130	
n-Butylbenzene	ug/kg	1250	1310	105	67-130	
n-Propylbenzene	ug/kg	1250	1280	103	70-130	
Naphthalene	ug/kg	1250	1140	91	70-130	
o-Xylene	ug/kg	1250	1210	97	70-130	
p-Isopropyltoluene	ug/kg	1250	1220	97	67-130	
sec-Butylbenzene	ug/kg	1250	1220	98	69-130	
Styrene	ug/kg	1250	1210	97	70-130	

Results presented on this page are in the units indicated by the "Units" column except where an alternate unit is presented to the right of the result.

REPORT OF LABORATORY ANALYSIS

This report shall not be reproduced, except in full,
without the written consent of Pace Analytical Services, LLC.

Pace Analytical Services, LLC
9800 Kincey Ave. Suite 100
Huntersville, NC 28078
(704)875-9092

QUALITY CONTROL DATA

Project: CPC Huntersville/2020-L1-2448
Pace Project No.: 92545117

LABORATORY CONTROL SAMPLE: 3306135

Parameter	Units	Spike Conc.	LCS Result	LCS % Rec	% Rec Limits	Qualifiers
tert-Butylbenzene	ug/kg	1250	1150	92	67-130	
Tetrachloroethene	ug/kg	1250	1090	88	70-130	
Toluene	ug/kg	1250	1100	88	70-130	
trans-1,2-Dichloroethene	ug/kg	1250	1210	97	70-130	
trans-1,3-Dichloropropene	ug/kg	1250	1160	93	68-130	
Trichloroethene	ug/kg	1250	1140	91	70-130	
Trichlorofluoromethane	ug/kg	1250	1190	95	70-130	
Vinyl acetate	ug/kg	2500	2620	105	70-130	
Vinyl chloride	ug/kg	1250	1240	99	61-130	
Xylene (Total)	ug/kg	3750	3650	97	70-130	
1,2-Dichloroethane-d4 (S)	%			102	70-130	
4-Bromofluorobenzene (S)	%			101	69-134	
Toluene-d8 (S)	%			101	70-130	

MATRIX SPIKE SAMPLE: 3306137

Parameter	Units	92545495002 Result	Spike Conc.	MS Result	MS % Rec	% Rec Limits	Qualifiers
1,1,1,2-Tetrachloroethane	ug/kg	ND	648	624	96	70-131	
1,1,1-Trichloroethane	ug/kg	ND	648	574	88	65-133	
1,1,2,2-Tetrachloroethane	ug/kg	ND	648	590	91	66-130	
1,1,2-Trichloroethane	ug/kg	ND	648	549	85	66-133	
1,1-Dichloroethane	ug/kg	ND	648	628	97	65-130	
1,1-Dichloroethene	ug/kg	ND	648	732	113	10-158	
1,1-Dichloropropene	ug/kg	ND	648	639	99	68-133	
1,2,3-Trichlorobenzene	ug/kg	ND	648	665	102	27-138	
1,2,3-Trichloropropane	ug/kg	ND	648	598	92	67-130	
1,2,4-Trichlorobenzene	ug/kg	ND	648	637	98	51-134	
1,2,4-Trimethylbenzene	ug/kg	ND	648	622	96	63-136	
1,2-Dibromo-3-chloropropane	ug/kg	ND	648	548	85	32-130	
1,2-Dibromoethane (EDB)	ug/kg	ND	648	625	96	70-130	
1,2-Dichlorobenzene	ug/kg	ND	648	617	95	69-130	
1,2-Dichloroethane	ug/kg	ND	648	636	98	59-130	
1,2-Dichloropropane	ug/kg	ND	648	635	98	70-130	
1,3,5-Trimethylbenzene	ug/kg	ND	648	627	97	65-137	
1,3-Dichlorobenzene	ug/kg	ND	648	609	94	70-130	
1,3-Dichloropropane	ug/kg	ND	648	664	102	70-130	
1,4-Dichlorobenzene	ug/kg	ND	648	623	96	68-130	
2,2-Dichloropropane	ug/kg	ND	648	463	71	32-130	
2-Butanone (MEK)	ug/kg	ND	1300	738	57	10-136	
2-Chlorotoluene	ug/kg	ND	648	645	99	69-141	
2-Hexanone	ug/kg	ND	1300	1240	96	10-144	
4-Chlorotoluene	ug/kg	ND	648	618	95	70-132	
4-Methyl-2-pentanone (MIBK)	ug/kg	ND	1300	1240	96	25-143	
Acetone	ug/kg	ND	1300	867	67	10-130	
Benzene	ug/kg	0.0041J mg/kg	648	612	94	67-130	

Results presented on this page are in the units indicated by the "Units" column except where an alternate unit is presented to the right of the result.

REPORT OF LABORATORY ANALYSIS

This report shall not be reproduced, except in full,
without the written consent of Pace Analytical Services, LLC.

Pace Analytical Services, LLC
9800 Kincey Ave. Suite 100
Huntersville, NC 28078
(704)875-9092

QUALITY CONTROL DATA

Project: CPC Huntersville/2020-L1-2448
Pace Project No.: 92545117

MATRIX SPIKE SAMPLE: 3306137

Parameter	Units	92545495002 Result	Spike Conc.	MS Result	MS % Rec	% Rec Limits	Qualifiers
Bromobenzene	ug/kg	ND	648	622	96	70-130	
Bromochloromethane	ug/kg	ND	648	589	91	69-134	
Bromodichloromethane	ug/kg	ND	648	529	82	64-130	
Bromoform	ug/kg	ND	648	543	84	62-130	
Bromomethane	ug/kg	ND	648	537	83	20-176	IK,v1
Carbon tetrachloride	ug/kg	ND	648	577	89	65-140	
Chlorobenzene	ug/kg	ND	648	650	100	70-130	
Chloroethane	ug/kg	ND	648	252	39	10-130	
Chloroform	ug/kg	ND	648	657	101	63-130	
Chloromethane	ug/kg	ND	648	699	108	58-130	
cis-1,2-Dichloroethene	ug/kg	ND	648	628	97	66-130	
cis-1,3-Dichloropropene	ug/kg	ND	648	574	88	67-130	
Dibromochloromethane	ug/kg	ND	648	578	89	67-130	
Dibromomethane	ug/kg	ND	648	582	90	63-131	
Dichlorodifluoromethane	ug/kg	ND	648	655	101	44-180	
Diisopropyl ether	ug/kg	ND	648	616	95	63-130	
Ethylbenzene	ug/kg	ND	648	726	112	66-130	
Hexachloro-1,3-butadiene	ug/kg	ND	648	699	108	64-150	
Isopropylbenzene (Cumene)	ug/kg	ND	648	677	104	69-135	
m&p-Xylene	ug/kg	ND	1300	1340	103	60-133	
Methyl-tert-butyl ether	ug/kg	ND	648	594	92	65-130	
Methylene Chloride	ug/kg	ND	648	671	103	61-130	
n-Butylbenzene	ug/kg	ND	648	684	105	65-140	
n-Propylbenzene	ug/kg	ND	648	672	104	67-140	
Naphthalene	ug/kg	ND	648	619	95	15-145	
o-Xylene	ug/kg	ND	648	651	100	66-133	
p-Isopropyltoluene	ug/kg	ND	648	645	99	56-147	
sec-Butylbenzene	ug/kg	ND	648	660	102	65-139	
Styrene	ug/kg	ND	648	639	99	70-132	
tert-Butylbenzene	ug/kg	ND	648	631	97	62-135	
Tetrachloroethene	ug/kg	ND	648	600	92	70-135	
Toluene	ug/kg	ND	648	597	92	67-130	
trans-1,2-Dichloroethene	ug/kg	ND	648	649	100	69-130	
trans-1,3-Dichloropropene	ug/kg	ND	648	570	88	62-130	
Trichloroethene	ug/kg	ND	648	604	93	70-135	
Trichlorofluoromethane	ug/kg	ND	648	214	33	10-130	
Vinyl acetate	ug/kg	ND	1300	1150	89	53-130	
Vinyl chloride	ug/kg	ND	648	652	100	61-148	
Xylene (Total)	ug/kg	ND	1940	1990	102	63-132	
1,2-Dichloroethane-d4 (S)	%				118	70-130	
4-Bromofluorobenzene (S)	%				101	69-134	
Toluene-d8 (S)	%				101	70-130	

Results presented on this page are in the units indicated by the "Units" column except where an alternate unit is presented to the right of the result.

REPORT OF LABORATORY ANALYSIS

This report shall not be reproduced, except in full,
without the written consent of Pace Analytical Services, LLC.

Pace Analytical Services, LLC
9800 Kincey Ave. Suite 100
Huntersville, NC 28078
(704)875-9092

QUALITY CONTROL DATA

Project: CPC Huntersville/2020-L1-2448
Pace Project No.: 92545117

SAMPLE DUPLICATE: 3306136

Parameter	Units	92545495001 Result	Dup Result	RPD	Max RPD	Qualifiers
1,1,1,2-Tetrachloroethane	ug/kg	ND	ND		30	
1,1,1-Trichloroethane	ug/kg	ND	ND		30	
1,1,2,2-Tetrachloroethane	ug/kg	ND	ND		30	
1,1,2-Trichloroethane	ug/kg	ND	ND		30	
1,1-Dichloroethane	ug/kg	ND	ND		30	
1,1-Dichloroethene	ug/kg	ND	ND		30	
1,1-Dichloropropene	ug/kg	ND	ND		30	
1,2,3-Trichlorobenzene	ug/kg	ND	ND		30	
1,2,3-Trichloropropane	ug/kg	ND	ND		30	
1,2,4-Trichlorobenzene	ug/kg	ND	ND		30	
1,2,4-Trimethylbenzene	ug/kg	ND	ND		30	
1,2-Dibromo-3-chloropropane	ug/kg	ND	ND		30	
1,2-Dibromoethane (EDB)	ug/kg	ND	ND		30	
1,2-Dichlorobenzene	ug/kg	ND	ND		30	
1,2-Dichloroethane	ug/kg	ND	ND		30	
1,2-Dichloropropane	ug/kg	ND	ND		30	
1,3,5-Trimethylbenzene	ug/kg	ND	ND		30	
1,3-Dichlorobenzene	ug/kg	ND	ND		30	
1,3-Dichloropropane	ug/kg	ND	ND		30	
1,4-Dichlorobenzene	ug/kg	ND	ND		30	
2,2-Dichloropropane	ug/kg	ND	ND		30	
2-Butanone (MEK)	ug/kg	ND	ND		30	
2-Chlorotoluene	ug/kg	ND	ND		30	
2-Hexanone	ug/kg	ND	ND		30	
4-Chlorotoluene	ug/kg	ND	ND		30	
4-Methyl-2-pentanone (MIBK)	ug/kg	ND	ND		30	
Acetone	ug/kg	ND	ND		30	
Benzene	ug/kg	ND	ND		30	
Bromobenzene	ug/kg	ND	ND		30	
Bromochloromethane	ug/kg	ND	ND		30	
Bromodichloromethane	ug/kg	ND	ND		30	
Bromoform	ug/kg	ND	ND		30	
Bromomethane	ug/kg	ND	ND		30	IK,v1
Carbon tetrachloride	ug/kg	ND	ND		30	
Chlorobenzene	ug/kg	ND	ND		30	
Chloroethane	ug/kg	ND	ND		30	
Chloroform	ug/kg	ND	ND		30	
Chloromethane	ug/kg	ND	ND		30	
cis-1,2-Dichloroethene	ug/kg	ND	ND		30	
cis-1,3-Dichloropropene	ug/kg	ND	ND		30	
Dibromochloromethane	ug/kg	ND	ND		30	
Dibromomethane	ug/kg	ND	ND		30	
Dichlorodifluoromethane	ug/kg	ND	ND		30	
Diisopropyl ether	ug/kg	ND	ND		30	
Ethylbenzene	ug/kg	ND	ND		30	
Hexachloro-1,3-butadiene	ug/kg	ND	ND		30	
Isopropylbenzene (Cumene)	ug/kg	ND	ND		30	

Results presented on this page are in the units indicated by the "Units" column except where an alternate unit is presented to the right of the result.

REPORT OF LABORATORY ANALYSIS

This report shall not be reproduced, except in full,
without the written consent of Pace Analytical Services, LLC.

Pace Analytical Services, LLC
9800 Kincey Ave. Suite 100
Huntersville, NC 28078
(704)875-9092

QUALITY CONTROL DATA

Project: CPC Huntersville/2020-L1-2448
Pace Project No.: 92545117

SAMPLE DUPLICATE: 3306136

Parameter	Units	92545495001 Result	Dup Result	RPD	Max RPD	Qualifiers
m&p-Xylene	ug/kg	ND	ND		30	
Methyl-tert-butyl ether	ug/kg	ND	ND		30	
Methylene Chloride	ug/kg	ND	ND		30	
n-Butylbenzene	ug/kg	ND	ND		30	
n-Propylbenzene	ug/kg	ND	ND		30	
Naphthalene	ug/kg	ND	ND		30	
o-Xylene	ug/kg	ND	ND		30	
p-Isopropyltoluene	ug/kg	ND	ND		30	
sec-Butylbenzene	ug/kg	ND	ND		30	
Styrene	ug/kg	ND	ND		30	
tert-Butylbenzene	ug/kg	ND	ND		30	
Tetrachloroethene	ug/kg	ND	ND		30	
Toluene	ug/kg	ND	ND		30	
trans-1,2-Dichloroethene	ug/kg	ND	ND		30	
trans-1,3-Dichloropropene	ug/kg	ND	ND		30	
Trichloroethene	ug/kg	ND	ND		30	
Trichlorofluoromethane	ug/kg	ND	ND		30	
Vinyl acetate	ug/kg	ND	ND		30	
Vinyl chloride	ug/kg	ND	ND		30	
Xylene (Total)	ug/kg	ND	ND		30	
1,2-Dichloroethane-d4 (S)	%	113	113			
4-Bromofluorobenzene (S)	%	99	101			
Toluene-d8 (S)	%	102	103			

Results presented on this page are in the units indicated by the "Units" column except where an alternate unit is presented to the right of the result.

REPORT OF LABORATORY ANALYSIS

This report shall not be reproduced, except in full,
without the written consent of Pace Analytical Services, LLC.

Pace Analytical Services, LLC
9800 Kincey Ave. Suite 100
Huntersville, NC 28078
(704)875-9092

QUALITY CONTROL DATA

Project: CPC Huntersville/2020-L1-2448
Pace Project No.: 92545117

QC Batch: 628263
QC Batch Method: SW-846
Analysis Method: SW-846
Analysis Description: Dry Weight/Percent Moisture
Laboratory: Pace Analytical Services - Charlotte

Associated Lab Samples: 92545117001, 92545117002

SAMPLE DUPLICATE: 3302802

Parameter	Units	35639781025 Result	Dup Result	RPD	Max RPD	Qualifiers
Percent Moisture	%	15.7	15.0	5	25	N2

SAMPLE DUPLICATE: 3302803

Parameter	Units	92544907002 Result	Dup Result	RPD	Max RPD	Qualifiers
Percent Moisture	%	38.2	39.8	4	25	N2

Results presented on this page are in the units indicated by the "Units" column except where an alternate unit is presented to the right of the result.

REPORT OF LABORATORY ANALYSIS

This report shall not be reproduced, except in full,
without the written consent of Pace Analytical Services, LLC.

Pace Analytical Services, LLC
9800 Kincey Ave. Suite 100
Huntersville, NC 28078
(704)875-9092

QUALITY CONTROL DATA

Project: CPC Huntersville/2020-L1-2448
Pace Project No.: 92545117

QC Batch: 628265
QC Batch Method: SW-846
Analysis Method: SW-846
Analysis Description: Dry Weight/Percent Moisture
Laboratory: Pace Analytical Services - Charlotte

Associated Lab Samples: 92545117003, 92545117004

SAMPLE DUPLICATE: 3302829

Parameter	Units	92545117003 Result	Dup Result	RPD	Max RPD	Qualifiers
Percent Moisture	%	19.5	19.2	2	25	N2

SAMPLE DUPLICATE: 3302830

Parameter	Units	92545283002 Result	Dup Result	RPD	Max RPD	Qualifiers
Percent Moisture	%	27.5	25.6	7	25	N2

Results presented on this page are in the units indicated by the "Units" column except where an alternate unit is presented to the right of the result.

REPORT OF LABORATORY ANALYSIS

This report shall not be reproduced, except in full,
without the written consent of Pace Analytical Services, LLC.

Pace Analytical Services, LLC
9800 Kincey Ave. Suite 100
Huntersville, NC 28078
(704)875-9092

QUALIFIERS

Project: CPC Huntersville/2020-L1-2448
Pace Project No.: 92545117

DEFINITIONS

DF - Dilution Factor, if reported, represents the factor applied to the reported data due to dilution of the sample aliquot.

ND - Not Detected at or above adjusted reporting limit.

TNTC - Too Numerous To Count

J - Estimated concentration above the adjusted method detection limit and below the adjusted reporting limit.

MDL - Adjusted Method Detection Limit.

PQL - Practical Quantitation Limit.

RL - Reporting Limit - The lowest concentration value that meets project requirements for quantitative data with known precision and bias for a specific analyte in a specific matrix.

S - Surrogate

1,2-Diphenylhydrazine decomposes to and cannot be separated from Azobenzene using Method 8270. The result for each analyte is a combined concentration.

Consistent with EPA guidelines, unrounded data are displayed and have been used to calculate % recovery and RPD values.

LCS(D) - Laboratory Control Sample (Duplicate)

MS(D) - Matrix Spike (Duplicate)

DUP - Sample Duplicate

RPD - Relative Percent Difference

NC - Not Calculable.

SG - Silica Gel - Clean-Up

U - Indicates the compound was analyzed for, but not detected.

Acid preservation may not be appropriate for 2 Chloroethylvinyl ether.

A separate vial preserved to a pH of 4-5 is recommended in SW846 Chapter 4 for the analysis of Acrolein and Acrylonitrile by EPA Method 8260.

N-Nitrosodiphenylamine decomposes and cannot be separated from Diphenylamine using Method 8270. The result reported for each analyte is a combined concentration.

Pace Analytical is TNI accredited. Contact your Pace PM for the current list of accredited analytes.

TNI - The NELAC Institute.

ANALYTE QUALIFIERS

C7	Analyte is a possible laboratory contaminant (not present in method blank).
IK	The recalculated concentration of the calibration standard(s) did not meet method acceptance criteria; this result should be considered an estimated value.
L1	Analyte recovery in the laboratory control sample (LCS) was above QC limits. Results for this analyte in associated samples may be biased high.
M1	Matrix spike recovery exceeded QC limits. Batch accepted based on laboratory control sample (LCS) recovery.
N2	The lab does not hold NELAC/TNI accreditation for this parameter but other accreditations/certifications may apply. A complete list of accreditations/certifications is available upon request.
R1	RPD value was outside control limits.
S2	Surrogate recovery outside laboratory control limits due to matrix interferences (confirmed by similar results from sample re-analysis).
v1	The continuing calibration verification was above the method acceptance limit. Any detection for the analyte in the associated samples may have a high bias.
v2	The continuing calibration verification was below the method acceptance limit. The analyte was not detected in the associated samples and the sensitivity of the instrument was verified with a reporting limit check standard.
v3	The continuing calibration verification was below the method acceptance limit. Any detection for the analyte in the associated samples may have low bias.

This report shall not be reproduced, except in full,
without the written consent of Pace Analytical Services, LLC.

Pace Analytical Services, LLC
9800 Kincey Ave. Suite 100
Huntersville, NC 28078
(704)875-9092

QUALITY CONTROL DATA CROSS REFERENCE TABLE

Project: CPC Huntersville/2020-L1-2448
Pace Project No.: 92545117

Lab ID	Sample ID	QC Batch Method	QC Batch	Analytical Method	Analytical Batch
92545117001	**AA7 0-2**	MADEP VPH	629337	MADEP VPH	629377
92545117002	**AA7 8-10**	MADEP VPH	629695	MADEP VPH	629725
92545117003	**IA1 14-16**	MADEP VPH	629695	MADEP VPH	629725
92545117004	**S7 20-22**	MADEP VPH	629337	MADEP VPH	629377
92545117001	**AA7 0-2**	EPA 5035A/5030B	627930	EPA 8260D	627937
92545117002	**AA7 8-10**	EPA 5035A/5030B	629051	EPA 8260D	629147
92545117003	**IA1 14-16**	EPA 5035A/5030B	627930	EPA 8260D	627937
92545117004	**S7 20-22**	EPA 5035A/5030B	627930	EPA 8260D	627937
92545117001	**AA7 0-2**	SW-846	628263		
92545117002	**AA7 8-10**	SW-846	628263		
92545117003	**IA1 14-16**	SW-846	628265		
92545117004	**S7 20-22**	SW-846	628265		

This report shall not be reproduced, except in full,
without the written consent of Pace Analytical Services, LLC.

Pace Analytical

CHAIN-OF-CUSTODY Analytical Request Document

Chain-of-Custody is a LEGAL DOCUMENT - Complete all relevent fields

LAB USE ONLY- Affix W...

WO# : 92545117

92545117

Container Pre...

6 | 6

** Preservative Types: (1) nitric acid, (2) sulfuric acid, (3) hydrochloric acid, (4) sodium hydroxide, (5) zinc acetate, (6) methanol, (7) sodium bisulfate, (8) sodium thiosulfate, (9) hexane, (A) ascorbic acid, (B) ammonium sulfate, (C) ammonium hydroxide, (D) TSP, (U) Unpreserved, (O) Other _____

Company: ADEX COMPANIES, LLC

Address: 5900 NORTHWOODS BUSINESS PKWY, STE O

Report To: ANDREW STREET

Copy To: JOHN STRECKER

Customer Project Name/Number: CPC HUNTERSVILLE / CPC 21018

Phone:

Email:

Collected By (print): CHRIS REEVES

Collected By (signature):

Sample Disposal: [X] Dispose as appropriate [ ] Return [ ] Archive: _____ [ ] Hold: _____

Billing Information:

Email To:

Site Collection Info/Address:

State: / County/City:

Time Zone Collected: [ ] PT [ ] MT [ ] CT [X] ET

Site/Facility ID #:

Purchase Order #: 2020-LI-2248

Quote #:

Turnaround Date Required:

Rush: [ ] Same Day [ ] Next Day [ ] 2 Day [ ] 3 Day [ ] 4 Day [ ] 5 Day (Expedite Charges Apply)

Compliance Monitoring? [ ] Yes [ ] No

DW PWS ID #:

DW Location Code:

Immediately Packed on Ice: [X] Yes [ ] No

Field Filtered (if applicable): [ ] Yes [ ] No

Analysis: _____

Analyses

Lab Profile/Line:

Lab Sample Receipt Checklist:

Custody Seals Present/Intact	Y N NA
Custody Signatures Present	Y N NA
Collector Signature Present	Y N NA
Bottles Intact	Y N NA
Correct Bottles	Y N NA
Sufficient Volume	Y N NA
Samples Received on Ice	Y N NA
VOA - Headspace Acceptable	Y N NA
USDA Regulated Soils	Y N NA
Samples in Holding Time	Y N NA
Residual Chlorine Present	Y N NA
Cl Strips: _____	
Sample pH Acceptable	Y N NA
pH Strips: _____	
Sulfide Present	Y N NA
Lead Acetate Strips: _____	

LAB USE ONLY:

Lab Sample # / Comments:

92545117

001

002

003

004

* Matrix Codes (Insert in Matrix box below): Drinking Water (DW), Ground Water (GW), Wastewater (WW), Product (P), Soil/Solid (SL), Oil (OL), Wipe (WP), Air (AR), Tissue (TS), Bioassay (B), Vapor (V), Other (OT)

Customer Sample ID	Matrix *	Comp / Grab	Collected (or Composite Start) Date	Time	Composite End Date	Time	Res Cl	# of Ctns	MADEP VPH	VOCs BY 8260D								
AA7 0-2	SOIL	GRAB	6.17.21	1000	—	—	—	3	X	X								
AA7 8-10	SOIL	GRAB	6.17.21	1005	—	—	—	3	X	X								
IA1 14-16	SOIL	GRAB	6.17.21	1320	—	—	—	3	X	X								
S7 20-22	SOIL	GRAB	6.17.21	1555	—	—	—	3	X	X								

Customer Remarks / Special Conditions / Possible Hazards:

Type of Ice Used: Wet Blue Dry None

Packing Material Used: NONE

Radchem sample(s) screened (<500 cpm): Y N NA

SHORT HOLDS PRESENT (<72 hours): Y N N/A

Lab Tracking #: 2632362

Samples received via: FEDEX UPS Client Courier Pace Courier

MTJL LAB USE ONLY

Table #:

Acctnum:

Template:

Prelogin:

PM:

PB:

Lab Sample Temperature Info:

Temp Blank Received: Y N NA

Therm ID#: 927064

Cooler 1 Temp Upon Receipt: 3.6 oC

Cooler 1 Therm Corr. Factor: -0.1 oC

Cooler 1 Corrected Temp: 3.5 oC

Comments:

Trip Blank Received: Y N NA HCL MeOH TSP Other

Non Conformance(s): YES / NO

Page: _____ of: _____

Relinquished by/Company: (Signature)	Date/Time:	Received by/Company: (Signature)	Date/Time:
[signature]	6.17.21/1725	[signature] Pace HVL	6-17-21 1725
Relinquished by/Company: (Signature)	Date/Time:	Received by/Company: (Signature)	Date/Time:
Relinquished by/Company: (Signature)	Date/Time:	Received by/Company: (Signature)	Date/Time:

Pace Analytical Services, LLC
9800 Kincey Ave. Suite 100
Huntersville, NC 28078
(704)875-9092

July 02, 2021

Andrew Street
Apex Companies - NC
5900 Northwoods Business Pkwy
Suite 5900-0
Charlotte, NC 28269

RE: Project: CPC Huntersville/CPC 21018
Pace Project No.: 92546391

Dear Andrew Street:

Enclosed are the analytical results for sample(s) received by the laboratory on June 24, 2021. The results relate only to the samples included in this report. Results reported herein conform to the applicable TNI/NELAC Standards and the laboratory's Quality Manual, where applicable, unless otherwise noted in the body of the report.

The test results provided in this final report were generated by each of the following laboratories within the Pace Network:

- Pace Analytical Services - Charlotte

If you have any questions concerning this report, please feel free to contact me.

Sincerely,

Angela M. Baioni

Angela Baioni
angela.baioni@pacelabs.com
(704)875-9092
Project Manager

Enclosures

cc: J Culbreath, Colonial Pipeline Company
Naomi Fretz, APEX Companies, LLC
Robert Hughes, Colonial Pipeline
Cameron Lee, Montrose-EPS
Jamie Moran, APEX Companies, LLC
Jeff Morrison, Colonial Pipeline Company
Tom Naumann, APEX Companies - NC
Joe Nicolette, Montrose-EPS
Christopher Schultz, Apex Companies
Matt Teixeira, Apex Companies, LLC
Michael Verdon, Colonial Pipeline Company
JM Wyatt, Colonial Pipeline Company

REPORT OF LABORATORY ANALYSIS

This report shall not be reproduced, except in full,
without the written consent of Pace Analytical Services, LLC.

Pace Analytical Services, LLC
9800 Kincey Ave. Suite 100
Huntersville, NC 28078
(704)875-9092

CERTIFICATIONS

Project: CPC Huntersville/CPC 21018
Pace Project No.: 92546391

Pace Analytical Services Charlotte
9800 Kincey Ave. Ste 100, Huntersville, NC 28078
Louisiana/NELAP Certification # LA170028
North Carolina Drinking Water Certification #: 37706
North Carolina Field Services Certification #: 5342
North Carolina Wastewater Certification #: 12
South Carolina Certification #: 99006001
Florida/NELAP Certification #: E87627
Kentucky UST Certification #: 84
Virginia/VELAP Certification #: 460221

REPORT OF LABORATORY ANALYSIS

This report shall not be reproduced, except in full,
without the written consent of Pace Analytical Services, LLC.

Pace Analytical Services, LLC
9800 Kincey Ave. Suite 100
Huntersville, NC 28078
(704)875-9092

SAMPLE SUMMARY

Project: CPC Huntersville/CPC 21018
Pace Project No.: 92546391

Lab ID	Sample ID	Matrix	Date Collected	Date Received
92546391001	**BB9 0-2**	Solid	06/23/21 11:30	06/24/21 12:30
92546391002	**BB9 22-24**	Solid	06/23/21 11:35	06/24/21 12:30
92546391003	**BA9 0-2**	Solid	06/23/21 14:00	06/24/21 12:30
92546391004	**BA9 6-8**	Solid	06/23/21 14:05	06/24/21 12:30
92546391005	**BC9 0-2**	Solid	06/23/21 14:45	06/24/21 12:30
92546391006	**BC9 20-22.5**	Solid	06/23/21 14:50	06/24/21 12:30
92546391007	**BC8 0-2**	Solid	06/23/21 15:50	06/24/21 12:30
92546391008	**BC8 18-20**	Solid	06/23/21 15:55	06/24/21 12:30

This report shall not be reproduced, except in full,
without the written consent of Pace Analytical Services, LLC.

Pace Analytical Services, LLC
9800 Kincey Ave. Suite 100
Huntersville, NC 28078
(704)875-9092

SAMPLE ANALYTE COUNT

Project: CPC Huntersville/CPC 21018
Pace Project No.: 92546391

Lab ID	Sample ID	Method	Analysts	Analytes Reported	Laboratory
92546391001	**BB9 0-2**	MADEP VPH	MAD	6	PASI-C
		EPA 8260D	CL	70	PASI-C
		SW-846	KDF	1	PASI-C
92546391002	**BB9 22-24**	MADEP VPH	MAD	6	PASI-C
		EPA 8260D	LMB	70	PASI-C
		SW-846	KDF	1	PASI-C
92546391003	**BA9 0-2**	MADEP VPH	MAD	6	PASI-C
		EPA 8260D	CL	70	PASI-C
		SW-846	KDF	1	PASI-C
92546391004	**BA9 6-8**	MADEP VPH	MAD	6	PASI-C
		EPA 8260D	CL	70	PASI-C
		SW-846	KDF	1	PASI-C
92546391005	**BC9 0-2**	MADEP VPH	MAD	6	PASI-C
		EPA 8260D	CL	70	PASI-C
		SW-846	KDF	1	PASI-C
92546391006	**BC9 20-22.5**	MADEP VPH	MAD	6	PASI-C
		EPA 8260D	CL	70	PASI-C
		SW-846	KDF	1	PASI-C
92546391007	**BC8 0-2**	MADEP VPH	MAD	6	PASI-C
		EPA 8260D	CL	70	PASI-C
		SW-846	KDF	1	PASI-C
92546391008	**BC8 18-20**	MADEP VPH	MAD	6	PASI-C
		EPA 8260D	CL	70	PASI-C
		SW-846	KDF	1	PASI-C

PASI-C = Pace Analytical Services - Charlotte

This report shall not be reproduced, except in full,
without the written consent of Pace Analytical Services, LLC.

Pace Analytical Services, LLC
9800 Kincey Ave. Suite 100
Huntersville, NC 28078
(704)875-9092

ANALYTICAL RESULTS

Project: CPC Huntersville/CPC 21018
Pace Project No.: 92546391

Sample: BB9 0-2 **Lab ID: 92546391001** Collected: 06/23/21 11:30 Received: 06/24/21 12:30 Matrix: Solid

Results reported on a "dry weight" basis and are adjusted for percent moisture, sample size and any dilutions.

Parameters	Results	Units	Report Limit	MDL	DF	Prepared	Analyzed	CAS No.	Qual
VPH NC Soil	Analytical Method: MADEP VPH Preparation Method: MADEP VPH Pace Analytical Services - Charlotte								
Total VPH (C5-C12)	ND	mg/kg	2.5	2.5	1	06/25/21 14:12	06/26/21 03:42		N2
Aliphatic (C05-C08)	ND	mg/kg	2.5	2.5	1	06/25/21 14:12	06/26/21 03:42		N2
Aliphatic(C09-C12) Adjusted	ND	mg/kg	2.5	2.5	1	06/25/21 14:12	06/26/21 03:42		N2
Aromatic (C09-C10)	ND	mg/kg	2.5	2.5	1	06/25/21 14:12	06/26/21 03:42		N2
Surrogates									
4-Bromofluorobenzene (FID) (S)	103	%	70-130		1	06/25/21 14:12	06/26/21 03:42	460-00-4	
4-Bromofluorobenzene (PID) (S)	104	%	70-130		1	06/25/21 14:12	06/26/21 03:42	460-00-4	
8260D/5035A/5030B Volatiles	Analytical Method: EPA 8260D Preparation Method: EPA 5035A/5030B Pace Analytical Services - Charlotte								
Acetone	ND	ug/kg	106	33.9	1	06/25/21 13:36	06/25/21 22:17	67-64-1	
Benzene	ND	ug/kg	5.3	2.1	1	06/25/21 13:36	06/25/21 22:17	71-43-2	
Bromobenzene	ND	ug/kg	5.3	1.7	1	06/25/21 13:36	06/25/21 22:17	108-86-1	
Bromochloromethane	ND	ug/kg	5.3	1.6	1	06/25/21 13:36	06/25/21 22:17	74-97-5	
Bromodichloromethane	ND	ug/kg	5.3	2.0	1	06/25/21 13:36	06/25/21 22:17	75-27-4	
Bromoform	ND	ug/kg	5.3	1.9	1	06/25/21 13:36	06/25/21 22:17	75-25-2	
Bromomethane	ND	ug/kg	10.6	8.4	1	06/25/21 13:36	06/25/21 22:17	74-83-9	IK,L1,v1
2-Butanone (MEK)	ND	ug/kg	106	25.4	1	06/25/21 13:36	06/25/21 22:17	78-93-3	
n-Butylbenzene	ND	ug/kg	5.3	2.5	1	06/25/21 13:36	06/25/21 22:17	104-51-8	
sec-Butylbenzene	ND	ug/kg	5.3	2.3	1	06/25/21 13:36	06/25/21 22:17	135-98-8	
tert-Butylbenzene	ND	ug/kg	5.3	1.9	1	06/25/21 13:36	06/25/21 22:17	98-06-6	v2
Carbon tetrachloride	ND	ug/kg	5.3	2.0	1	06/25/21 13:36	06/25/21 22:17	56-23-5	
Chlorobenzene	ND	ug/kg	5.3	1.0	1	06/25/21 13:36	06/25/21 22:17	108-90-7	
Chloroethane	ND	ug/kg	10.6	4.1	1	06/25/21 13:36	06/25/21 22:17	75-00-3	
Chloroform	ND	ug/kg	5.3	3.2	1	06/25/21 13:36	06/25/21 22:17	67-66-3	
Chloromethane	ND	ug/kg	10.6	4.4	1	06/25/21 13:36	06/25/21 22:17	74-87-3	
2-Chlorotoluene	ND	ug/kg	5.3	1.9	1	06/25/21 13:36	06/25/21 22:17	95-49-8	
4-Chlorotoluene	ND	ug/kg	5.3	0.94	1	06/25/21 13:36	06/25/21 22:17	106-43-4	
1,2-Dibromo-3-chloropropane	ND	ug/kg	5.3	2.1	1	06/25/21 13:36	06/25/21 22:17	96-12-8	
Dibromochloromethane	ND	ug/kg	5.3	3.0	1	06/25/21 13:36	06/25/21 22:17	124-48-1	
1,2-Dibromoethane (EDB)	ND	ug/kg	5.3	2.3	1	06/25/21 13:36	06/25/21 22:17	106-93-4	
Dibromomethane	ND	ug/kg	5.3	1.1	1	06/25/21 13:36	06/25/21 22:17	74-95-3	
1,2-Dichlorobenzene	ND	ug/kg	5.3	1.9	1	06/25/21 13:36	06/25/21 22:17	95-50-1	
1,3-Dichlorobenzene	ND	ug/kg	5.3	1.6	1	06/25/21 13:36	06/25/21 22:17	541-73-1	
1,4-Dichlorobenzene	ND	ug/kg	5.3	1.4	1	06/25/21 13:36	06/25/21 22:17	106-46-7	
Dichlorodifluoromethane	ND	ug/kg	10.6	2.3	1	06/25/21 13:36	06/25/21 22:17	75-71-8	
1,1-Dichloroethane	ND	ug/kg	5.3	2.2	1	06/25/21 13:36	06/25/21 22:17	75-34-3	
1,2-Dichloroethane	ND	ug/kg	5.3	3.5	1	06/25/21 13:36	06/25/21 22:17	107-06-2	
1,1-Dichloroethene	ND	ug/kg	5.3	2.2	1	06/25/21 13:36	06/25/21 22:17	75-35-4	
cis-1,2-Dichloroethene	ND	ug/kg	5.3	1.8	1	06/25/21 13:36	06/25/21 22:17	156-59-2	
trans-1,2-Dichloroethene	ND	ug/kg	5.3	1.9	1	06/25/21 13:36	06/25/21 22:17	156-60-5	
1,2-Dichloropropane	ND	ug/kg	5.3	1.6	1	06/25/21 13:36	06/25/21 22:17	78-87-5	
1,3-Dichloropropane	ND	ug/kg	5.3	1.6	1	06/25/21 13:36	06/25/21 22:17	142-28-9	
2,2-Dichloropropane	ND	ug/kg	5.3	1.7	1	06/25/21 13:36	06/25/21 22:17	594-20-7	

REPORT OF LABORATORY ANALYSIS

This report shall not be reproduced, except in full,
without the written consent of Pace Analytical Services, LLC.

Pace Analytical Services, LLC
9800 Kincey Ave. Suite 100
Huntersville, NC 28078
(704)875-9092

ANALYTICAL RESULTS

Project: CPC Huntersville/CPC 21018
Pace Project No.: 92546391

Sample: BB9 0-2 **Lab ID: 92546391001** Collected: 06/23/21 11:30 Received: 06/24/21 12:30 Matrix: Solid

Results reported on a "dry weight" basis and are adjusted for percent moisture, sample size and any dilutions.

Parameters	Results	Units	Report Limit	MDL	DF	Prepared	Analyzed	CAS No.	Qual
8260D/5035A/5030B Volatiles	Analytical Method: EPA 8260D Preparation Method: EPA 5035A/5030B Pace Analytical Services - Charlotte								
1,1-Dichloropropene	ND	ug/kg	5.3	2.5	1	06/25/21 13:36	06/25/21 22:17	563-58-6	
cis-1,3-Dichloropropene	ND	ug/kg	5.3	1.4	1	06/25/21 13:36	06/25/21 22:17	10061-01-5	
trans-1,3-Dichloropropene	ND	ug/kg	5.3	1.8	1	06/25/21 13:36	06/25/21 22:17	10061-02-6	
Diisopropyl ether	ND	ug/kg	5.3	1.4	1	06/25/21 13:36	06/25/21 22:17	108-20-3	
Ethylbenzene	ND	ug/kg	5.3	2.5	1	06/25/21 13:36	06/25/21 22:17	100-41-4	
Hexachloro-1,3-butadiene	ND	ug/kg	10.6	8.6	1	06/25/21 13:36	06/25/21 22:17	87-68-3	
2-Hexanone	ND	ug/kg	52.9	5.1	1	06/25/21 13:36	06/25/21 22:17	591-78-6	
Isopropylbenzene (Cumene)	ND	ug/kg	5.3	1.8	1	06/25/21 13:36	06/25/21 22:17	98-82-8	
p-Isopropyltoluene	ND	ug/kg	5.3	2.6	1	06/25/21 13:36	06/25/21 22:17	99-87-6	
Methylene Chloride	ND	ug/kg	21.1	14.5	1	06/25/21 13:36	06/25/21 22:17	75-09-2	
4-Methyl-2-pentanone (MIBK)	ND	ug/kg	52.9	5.1	1	06/25/21 13:36	06/25/21 22:17	108-10-1	
Methyl-tert-butyl ether	ND	ug/kg	5.3	2.0	1	06/25/21 13:36	06/25/21 22:17	1634-04-4	
Naphthalene	ND	ug/kg	5.3	2.8	1	06/25/21 13:36	06/25/21 22:17	91-20-3	
n-Propylbenzene	ND	ug/kg	5.3	1.9	1	06/25/21 13:36	06/25/21 22:17	103-65-1	
Styrene	ND	ug/kg	5.3	1.4	1	06/25/21 13:36	06/25/21 22:17	100-42-5	
1,1,1,2-Tetrachloroethane	ND	ug/kg	5.3	2.0	1	06/25/21 13:36	06/25/21 22:17	630-20-6	
1,1,2,2-Tetrachloroethane	ND	ug/kg	5.3	1.4	1	06/25/21 13:36	06/25/21 22:17	79-34-5	
Tetrachloroethene	ND	ug/kg	5.3	1.7	1	06/25/21 13:36	06/25/21 22:17	127-18-4	
Toluene	ND	ug/kg	5.3	1.5	1	06/25/21 13:36	06/25/21 22:17	108-88-3	
1,2,3-Trichlorobenzene	ND	ug/kg	5.3	4.3	1	06/25/21 13:36	06/25/21 22:17	87-61-6	
1,2,4-Trichlorobenzene	ND	ug/kg	5.3	4.4	1	06/25/21 13:36	06/25/21 22:17	120-82-1	
1,1,1-Trichloroethane	ND	ug/kg	5.3	2.7	1	06/25/21 13:36	06/25/21 22:17	71-55-6	
1,1,2-Trichloroethane	ND	ug/kg	5.3	1.8	1	06/25/21 13:36	06/25/21 22:17	79-00-5	
Trichloroethene	ND	ug/kg	5.3	1.4	1	06/25/21 13:36	06/25/21 22:17	79-01-6	
Trichlorofluoromethane	ND	ug/kg	5.3	2.9	1	06/25/21 13:36	06/25/21 22:17	75-69-4	
1,2,3-Trichloropropane	ND	ug/kg	5.3	2.7	1	06/25/21 13:36	06/25/21 22:17	96-18-4	
1,2,4-Trimethylbenzene	ND	ug/kg	5.3	1.4	1	06/25/21 13:36	06/25/21 22:17	95-63-6	
1,3,5-Trimethylbenzene	ND	ug/kg	5.3	1.8	1	06/25/21 13:36	06/25/21 22:17	108-67-8	
Vinyl acetate	ND	ug/kg	52.9	3.8	1	06/25/21 13:36	06/25/21 22:17	108-05-4	
Vinyl chloride	ND	ug/kg	10.6	2.7	1	06/25/21 13:36	06/25/21 22:17	75-01-4	
Xylene (Total)	ND	ug/kg	10.6	3.0	1	06/25/21 13:36	06/25/21 22:17	1330-20-7	
m&p-Xylene	ND	ug/kg	10.6	3.6	1	06/25/21 13:36	06/25/21 22:17	179601-23-1	
o-Xylene	ND	ug/kg	5.3	2.3	1	06/25/21 13:36	06/25/21 22:17	95-47-6	
Surrogates									
Toluene-d8 (S)	101	%	70-130		1	06/25/21 13:36	06/25/21 22:17	2037-26-5	
4-Bromofluorobenzene (S)	95	%	69-134		1	06/25/21 13:36	06/25/21 22:17	460-00-4	
1,2-Dichloroethane-d4 (S)	103	%	70-130		1	06/25/21 13:36	06/25/21 22:17	17060-07-0	
Percent Moisture	Analytical Method: SW-846 Pace Analytical Services - Charlotte								
Percent Moisture	**14.0**	%	0.10	0.10	1		06/25/21 14:40		N2

REPORT OF LABORATORY ANALYSIS

This report shall not be reproduced, except in full,
without the written consent of Pace Analytical Services, LLC.

Pace Analytical Services, LLC
9800 Kincey Ave. Suite 100
Huntersville, NC 28078
(704)875-9092

ANALYTICAL RESULTS

Project: CPC Huntersville/CPC 21018
Pace Project No.: 92546391

Sample: BB9 22-24 **Lab ID: 92546391002** Collected: 06/23/21 11:35 Received: 06/24/21 12:30 Matrix: Solid

Results reported on a "dry weight" basis and are adjusted for percent moisture, sample size and any dilutions.

Parameters	Results	Units	Report Limit	MDL	DF	Prepared	Analyzed	CAS No.	Qual
VPH NC Soil	Analytical Method: MADEP VPH Preparation Method: MADEP VPH Pace Analytical Services - Charlotte								
Total VPH (C5-C12)	**6870**	mg/kg	39.8	39.8	12.5	06/26/21 11:29	06/27/21 10:38		N2
Aliphatic (C05-C08)	**4540**	mg/kg	39.8	39.8	12.5	06/26/21 11:29	06/27/21 10:38		N2
Aliphatic(C09-C12) Adjusted	**1550**	mg/kg	39.8	39.8	12.5	06/26/21 11:29	06/27/21 10:38		N2
Aromatic (C09-C10)	**767**	mg/kg	39.8	39.8	12.5	06/26/21 11:29	06/27/21 10:38		N2
Surrogates									
4-Bromofluorobenzene (FID) (S)	110	%	70-130		12.5	06/26/21 11:29	06/27/21 10:38	460-00-4	
4-Bromofluorobenzene (PID) (S)	95	%	70-130		12.5	06/26/21 11:29	06/27/21 10:38	460-00-4	
8260D/5035A/5030B Volatiles	Analytical Method: EPA 8260D Preparation Method: EPA 5035A/5030B Pace Analytical Services - Charlotte								
Acetone	**4380J**	ug/kg	6410	2060	50	06/28/21 12:00	06/28/21 23:06	67-64-1	
Benzene	**5170**	ug/kg	320	127	50	06/28/21 12:00	06/28/21 23:06	71-43-2	
Bromobenzene	ND	ug/kg	320	104	50	06/28/21 12:00	06/28/21 23:06	108-86-1	
Bromochloromethane	ND	ug/kg	320	94.8	50	06/28/21 12:00	06/28/21 23:06	74-97-5	
Bromodichloromethane	ND	ug/kg	320	124	50	06/28/21 12:00	06/28/21 23:06	75-27-4	
Bromoform	ND	ug/kg	320	113	50	06/28/21 12:00	06/28/21 23:06	75-25-2	
Bromomethane	ND	ug/kg	641	506	50	06/28/21 12:00	06/28/21 23:06	74-83-9	IK
2-Butanone (MEK)	ND	ug/kg	6410	1540	50	06/28/21 12:00	06/28/21 23:06	78-93-3	
n-Butylbenzene	ND	ug/kg	320	151	50	06/28/21 12:00	06/28/21 23:06	104-51-8	
sec-Butylbenzene	ND	ug/kg	320	141	50	06/28/21 12:00	06/28/21 23:06	135-98-8	
tert-Butylbenzene	ND	ug/kg	320	114	50	06/28/21 12:00	06/28/21 23:06	98-06-6	
Carbon tetrachloride	ND	ug/kg	320	120	50	06/28/21 12:00	06/28/21 23:06	56-23-5	
Chlorobenzene	**193J**	ug/kg	320	61.5	50	06/28/21 12:00	06/28/21 23:06	108-90-7	
Chloroethane	ND	ug/kg	641	247	50	06/28/21 12:00	06/28/21 23:06	75-00-3	
Chloroform	ND	ug/kg	320	195	50	06/28/21 12:00	06/28/21 23:06	67-66-3	
Chloromethane	ND	ug/kg	641	269	50	06/28/21 12:00	06/28/21 23:06	74-87-3	
2-Chlorotoluene	ND	ug/kg	320	113	50	06/28/21 12:00	06/28/21 23:06	95-49-8	
4-Chlorotoluene	ND	ug/kg	320	56.7	50	06/28/21 12:00	06/28/21 23:06	106-43-4	
1,2-Dibromo-3-chloropropane	ND	ug/kg	320	124	50	06/28/21 12:00	06/28/21 23:06	96-12-8	
Dibromochloromethane	ND	ug/kg	320	180	50	06/28/21 12:00	06/28/21 23:06	124-48-1	
1,2-Dibromoethane (EDB)	ND	ug/kg	320	141	50	06/28/21 12:00	06/28/21 23:06	106-93-4	
Dibromomethane	ND	ug/kg	320	68.6	50	06/28/21 12:00	06/28/21 23:06	74-95-3	
1,2-Dichlorobenzene	ND	ug/kg	320	115	50	06/28/21 12:00	06/28/21 23:06	95-50-1	
1,3-Dichlorobenzene	ND	ug/kg	320	99.3	50	06/28/21 12:00	06/28/21 23:06	541-73-1	
1,4-Dichlorobenzene	ND	ug/kg	320	83.3	50	06/28/21 12:00	06/28/21 23:06	106-46-7	
Dichlorodifluoromethane	ND	ug/kg	641	139	50	06/28/21 12:00	06/28/21 23:06	75-71-8	
1,1-Dichloroethane	ND	ug/kg	320	132	50	06/28/21 12:00	06/28/21 23:06	75-34-3	
1,2-Dichloroethane	ND	ug/kg	320	212	50	06/28/21 12:00	06/28/21 23:06	107-06-2	
1,1-Dichloroethene	ND	ug/kg	320	132	50	06/28/21 12:00	06/28/21 23:06	75-35-4	
cis-1,2-Dichloroethene	ND	ug/kg	320	110	50	06/28/21 12:00	06/28/21 23:06	156-59-2	
trans-1,2-Dichloroethene	ND	ug/kg	320	112	50	06/28/21 12:00	06/28/21 23:06	156-60-5	
1,2-Dichloropropane	ND	ug/kg	320	96.1	50	06/28/21 12:00	06/28/21 23:06	78-87-5	
1,3-Dichloropropane	ND	ug/kg	320	99.9	50	06/28/21 12:00	06/28/21 23:06	142-28-9	
2,2-Dichloropropane	ND	ug/kg	320	104	50	06/28/21 12:00	06/28/21 23:06	594-20-7	

REPORT OF LABORATORY ANALYSIS

This report shall not be reproduced, except in full,
without the written consent of Pace Analytical Services, LLC.

Pace Analytical Services, LLC
9800 Kincey Ave. Suite 100
Huntersville, NC 28078
(704)875-9092

ANALYTICAL RESULTS

Project: CPC Huntersville/CPC 21018
Pace Project No.: 92546391

Sample: BB9 22-24 **Lab ID: 92546391002** Collected: 06/23/21 11:35 Received: 06/24/21 12:30 Matrix: Solid

Results reported on a "dry weight" basis and are adjusted for percent moisture, sample size and any dilutions.

Parameters	Results	Units	Report Limit	MDL	DF	Prepared	Analyzed	CAS No.	Qual
8260D/5035A/5030B Volatiles	Analytical Method: EPA 8260D Preparation Method: EPA 5035A/5030B Pace Analytical Services - Charlotte								
1,1-Dichloropropene	ND	ug/kg	320	154	50	06/28/21 12:00	06/28/21 23:06	563-58-6	
cis-1,3-Dichloropropene	ND	ug/kg	320	87.1	50	06/28/21 12:00	06/28/21 23:06	10061-01-5	
trans-1,3-Dichloropropene	ND	ug/kg	320	110	50	06/28/21 12:00	06/28/21 23:06	10061-02-6	
Diisopropyl ether	ND	ug/kg	320	86.5	50	06/28/21 12:00	06/28/21 23:06	108-20-3	
Ethylbenzene	**94700**	ug/kg	320	149	50	06/28/21 12:00	06/28/21 23:06	100-41-4	
Hexachloro-1,3-butadiene	ND	ug/kg	641	524	50	06/28/21 12:00	06/28/21 23:06	87-68-3	
2-Hexanone	ND	ug/kg	3200	309	50	06/28/21 12:00	06/28/21 23:06	591-78-6	
Isopropylbenzene (Cumene)	ND	ug/kg	320	109	50	06/28/21 12:00	06/28/21 23:06	98-82-8	
p-Isopropyltoluene	**7140**	ug/kg	320	158	50	06/28/21 12:00	06/28/21 23:06	99-87-6	
Methylene Chloride	ND	ug/kg	1280	878	50	06/28/21 12:00	06/28/21 23:06	75-09-2	
4-Methyl-2-pentanone (MIBK)	ND	ug/kg	3200	309	50	06/28/21 12:00	06/28/21 23:06	108-10-1	
Methyl-tert-butyl ether	ND	ug/kg	320	120	50	06/28/21 12:00	06/28/21 23:06	1634-04-4	
Naphthalene	**18100**	ug/kg	320	168	50	06/28/21 12:00	06/28/21 23:06	91-20-3	
n-Propylbenzene	ND	ug/kg	320	114	50	06/28/21 12:00	06/28/21 23:06	103-65-1	
Styrene	ND	ug/kg	320	84.6	50	06/28/21 12:00	06/28/21 23:06	100-42-5	
1,1,1,2-Tetrachloroethane	ND	ug/kg	320	123	50	06/28/21 12:00	06/28/21 23:06	630-20-6	
1,1,2,2-Tetrachloroethane	ND	ug/kg	320	84.6	50	06/28/21 12:00	06/28/21 23:06	79-34-5	
Tetrachloroethene	ND	ug/kg	320	101	50	06/28/21 12:00	06/28/21 23:06	127-18-4	
Toluene	**251000**	ug/kg	320	91.0	50	06/28/21 12:00	06/28/21 23:06	108-88-3	
1,2,3-Trichlorobenzene	ND	ug/kg	320	259	50	06/28/21 12:00	06/28/21 23:06	87-61-6	
1,2,4-Trichlorobenzene	ND	ug/kg	320	269	50	06/28/21 12:00	06/28/21 23:06	120-82-1	
1,1,1-Trichloroethane	ND	ug/kg	320	167	50	06/28/21 12:00	06/28/21 23:06	71-55-6	
1,1,2-Trichloroethane	ND	ug/kg	320	106	50	06/28/21 12:00	06/28/21 23:06	79-00-5	
Trichloroethene	ND	ug/kg	320	82.6	50	06/28/21 12:00	06/28/21 23:06	79-01-6	
Trichlorofluoromethane	ND	ug/kg	320	176	50	06/28/21 12:00	06/28/21 23:06	75-69-4	
1,2,3-Trichloropropane	ND	ug/kg	320	162	50	06/28/21 12:00	06/28/21 23:06	96-18-4	
1,2,4-Trimethylbenzene	**167000**	ug/kg	320	87.8	50	06/28/21 12:00	06/28/21 23:06	95-63-6	
1,3,5-Trimethylbenzene	**50100**	ug/kg	320	108	50	06/28/21 12:00	06/28/21 23:06	108-67-8	
Vinyl acetate	ND	ug/kg	3200	233	50	06/28/21 12:00	06/28/21 23:06	108-05-4	
Vinyl chloride	ND	ug/kg	641	163	50	06/28/21 12:00	06/28/21 23:06	75-01-4	
Xylene (Total)	**463000**	ug/kg	641	183	50	06/28/21 12:00	06/28/21 23:06	1330-20-7	
m&p-Xylene	**335000**	ug/kg	641	219	50	06/28/21 12:00	06/28/21 23:06	179601-23-1	
o-Xylene	**128000**	ug/kg	320	142	50	06/28/21 12:00	06/28/21 23:06	95-47-6	
Surrogates									
Toluene-d8 (S)	99	%	70-130		50	06/28/21 12:00	06/28/21 23:06	2037-26-5	
4-Bromofluorobenzene (S)	99	%	69-134		50	06/28/21 12:00	06/28/21 23:06	460-00-4	
1,2-Dichloroethane-d4 (S)	110	%	70-130		50	06/28/21 12:00	06/28/21 23:06	17060-07-0	
Percent Moisture	Analytical Method: SW-846 Pace Analytical Services - Charlotte								
Percent Moisture	**13.2**	%	0.10	0.10	1		06/25/21 14:40		N2

REPORT OF LABORATORY ANALYSIS

This report shall not be reproduced, except in full,
without the written consent of Pace Analytical Services, LLC.

Pace Analytical Services, LLC
9800 Kincey Ave. Suite 100
Huntersville, NC 28078
(704)875-9092

ANALYTICAL RESULTS

Project: CPC Huntersville/CPC 21018
Pace Project No.: 92546391

Sample: BA9 0-2 **Lab ID: 92546391003** Collected: 06/23/21 14:00 Received: 06/24/21 12:30 Matrix: Solid

Results reported on a "dry weight" basis and are adjusted for percent moisture, sample size and any dilutions.

Parameters	Results	Units	Report Limit	MDL	DF	Prepared	Analyzed	CAS No.	Qual
VPH NC Soil	Analytical Method: MADEP VPH Preparation Method: MADEP VPH Pace Analytical Services - Charlotte								
Total VPH (C5-C12)	ND	mg/kg	3.4	3.4	1	06/28/21 06:34	06/28/21 22:39		N2
Aliphatic (C05-C08)	ND	mg/kg	3.4	3.4	1	06/28/21 06:34	06/28/21 22:39		N2
Aliphatic(C09-C12) Adjusted	ND	mg/kg	3.4	3.4	1	06/28/21 06:34	06/28/21 22:39		N2
Aromatic (C09-C10)	ND	mg/kg	3.4	3.4	1	06/28/21 06:34	06/28/21 22:39		N2
Surrogates									
4-Bromofluorobenzene (FID) (S)	103	%	70-130		1	06/28/21 06:34	06/28/21 22:39	460-00-4	
4-Bromofluorobenzene (PID) (S)	102	%	70-130		1	06/28/21 06:34	06/28/21 22:39	460-00-4	
8260D/5035A/5030B Volatiles	Analytical Method: EPA 8260D Preparation Method: EPA 5035A/5030B Pace Analytical Services - Charlotte								
Acetone	ND	ug/kg	145	46.4	1	06/25/21 13:36	06/25/21 22:34	67-64-1	
Benzene	ND	ug/kg	7.2	2.9	1	06/25/21 13:36	06/25/21 22:34	71-43-2	
Bromobenzene	ND	ug/kg	7.2	2.4	1	06/25/21 13:36	06/25/21 22:34	108-86-1	
Bromochloromethane	ND	ug/kg	7.2	2.1	1	06/25/21 13:36	06/25/21 22:34	74-97-5	
Bromodichloromethane	ND	ug/kg	7.2	2.8	1	06/25/21 13:36	06/25/21 22:34	75-27-4	
Bromoform	ND	ug/kg	7.2	2.5	1	06/25/21 13:36	06/25/21 22:34	75-25-2	
Bromomethane	ND	ug/kg	14.5	11.4	1	06/25/21 13:36	06/25/21 22:34	74-83-9	IK,L1,v1
2-Butanone (MEK)	ND	ug/kg	145	34.7	1	06/25/21 13:36	06/25/21 22:34	78-93-3	
n-Butylbenzene	ND	ug/kg	7.2	3.4	1	06/25/21 13:36	06/25/21 22:34	104-51-8	
sec-Butylbenzene	ND	ug/kg	7.2	3.2	1	06/25/21 13:36	06/25/21 22:34	135-98-8	
tert-Butylbenzene	ND	ug/kg	7.2	2.6	1	06/25/21 13:36	06/25/21 22:34	98-06-6	v2
Carbon tetrachloride	ND	ug/kg	7.2	2.7	1	06/25/21 13:36	06/25/21 22:34	56-23-5	
Chlorobenzene	ND	ug/kg	7.2	1.4	1	06/25/21 13:36	06/25/21 22:34	108-90-7	
Chloroethane	ND	ug/kg	14.5	5.6	1	06/25/21 13:36	06/25/21 22:34	75-00-3	
Chloroform	ND	ug/kg	7.2	4.4	1	06/25/21 13:36	06/25/21 22:34	67-66-3	
Chloromethane	ND	ug/kg	14.5	6.1	1	06/25/21 13:36	06/25/21 22:34	74-87-3	
2-Chlorotoluene	ND	ug/kg	7.2	2.6	1	06/25/21 13:36	06/25/21 22:34	95-49-8	
4-Chlorotoluene	ND	ug/kg	7.2	1.3	1	06/25/21 13:36	06/25/21 22:34	106-43-4	
1,2-Dibromo-3-chloropropane	ND	ug/kg	7.2	2.8	1	06/25/21 13:36	06/25/21 22:34	96-12-8	
Dibromochloromethane	ND	ug/kg	7.2	4.1	1	06/25/21 13:36	06/25/21 22:34	124-48-1	
1,2-Dibromoethane (EDB)	ND	ug/kg	7.2	3.2	1	06/25/21 13:36	06/25/21 22:34	106-93-4	
Dibromomethane	ND	ug/kg	7.2	1.5	1	06/25/21 13:36	06/25/21 22:34	74-95-3	
1,2-Dichlorobenzene	ND	ug/kg	7.2	2.6	1	06/25/21 13:36	06/25/21 22:34	95-50-1	
1,3-Dichlorobenzene	ND	ug/kg	7.2	2.2	1	06/25/21 13:36	06/25/21 22:34	541-73-1	
1,4-Dichlorobenzene	ND	ug/kg	7.2	1.9	1	06/25/21 13:36	06/25/21 22:34	106-46-7	
Dichlorodifluoromethane	ND	ug/kg	14.5	3.1	1	06/25/21 13:36	06/25/21 22:34	75-71-8	
1,1-Dichloroethane	ND	ug/kg	7.2	3.0	1	06/25/21 13:36	06/25/21 22:34	75-34-3	
1,2-Dichloroethane	ND	ug/kg	7.2	4.8	1	06/25/21 13:36	06/25/21 22:34	107-06-2	
1,1-Dichloroethene	ND	ug/kg	7.2	3.0	1	06/25/21 13:36	06/25/21 22:34	75-35-4	
cis-1,2-Dichloroethene	ND	ug/kg	7.2	2.5	1	06/25/21 13:36	06/25/21 22:34	156-59-2	
trans-1,2-Dichloroethene	ND	ug/kg	7.2	2.5	1	06/25/21 13:36	06/25/21 22:34	156-60-5	
1,2-Dichloropropane	ND	ug/kg	7.2	2.2	1	06/25/21 13:36	06/25/21 22:34	78-87-5	
1,3-Dichloropropane	ND	ug/kg	7.2	2.3	1	06/25/21 13:36	06/25/21 22:34	142-28-9	
2,2-Dichloropropane	ND	ug/kg	7.2	2.4	1	06/25/21 13:36	06/25/21 22:34	594-20-7	

REPORT OF LABORATORY ANALYSIS

This report shall not be reproduced, except in full,
without the written consent of Pace Analytical Services, LLC.

Pace Analytical Services, LLC
9800 Kincey Ave. Suite 100
Huntersville, NC 28078
(704)875-9092

ANALYTICAL RESULTS

Project: CPC Huntersville/CPC 21018
Pace Project No.: 92546391

Sample: BA9 0-2 **Lab ID: 92546391003** Collected: 06/23/21 14:00 Received: 06/24/21 12:30 Matrix: Solid

Results reported on a "dry weight" basis and are adjusted for percent moisture, sample size and any dilutions.

Parameters	Results	Units	Report Limit	MDL	DF	Prepared	Analyzed	CAS No.	Qual
8260D/5035A/5030B Volatiles	Analytical Method: EPA 8260D Preparation Method: EPA 5035A/5030B Pace Analytical Services - Charlotte								
1,1-Dichloropropene	ND	ug/kg	7.2	3.5	1	06/25/21 13:36	06/25/21 22:34	563-58-6	
cis-1,3-Dichloropropene	ND	ug/kg	7.2	2.0	1	06/25/21 13:36	06/25/21 22:34	10061-01-5	
trans-1,3-Dichloropropene	ND	ug/kg	7.2	2.5	1	06/25/21 13:36	06/25/21 22:34	10061-02-6	
Diisopropyl ether	ND	ug/kg	7.2	2.0	1	06/25/21 13:36	06/25/21 22:34	108-20-3	
Ethylbenzene	ND	ug/kg	7.2	3.4	1	06/25/21 13:36	06/25/21 22:34	100-41-4	
Hexachloro-1,3-butadiene	ND	ug/kg	14.5	11.8	1	06/25/21 13:36	06/25/21 22:34	87-68-3	
2-Hexanone	ND	ug/kg	72.3	7.0	1	06/25/21 13:36	06/25/21 22:34	591-78-6	
Isopropylbenzene (Cumene)	ND	ug/kg	7.2	2.5	1	06/25/21 13:36	06/25/21 22:34	98-82-8	
p-Isopropyltoluene	ND	ug/kg	7.2	3.6	1	06/25/21 13:36	06/25/21 22:34	99-87-6	
Methylene Chloride	ND	ug/kg	28.9	19.8	1	06/25/21 13:36	06/25/21 22:34	75-09-2	
4-Methyl-2-pentanone (MIBK)	ND	ug/kg	72.3	7.0	1	06/25/21 13:36	06/25/21 22:34	108-10-1	
Methyl-tert-butyl ether	ND	ug/kg	7.2	2.7	1	06/25/21 13:36	06/25/21 22:34	1634-04-4	
Naphthalene	ND	ug/kg	7.2	3.8	1	06/25/21 13:36	06/25/21 22:34	91-20-3	
n-Propylbenzene	ND	ug/kg	7.2	2.6	1	06/25/21 13:36	06/25/21 22:34	103-65-1	
Styrene	ND	ug/kg	7.2	1.9	1	06/25/21 13:36	06/25/21 22:34	100-42-5	
1,1,1,2-Tetrachloroethane	ND	ug/kg	7.2	2.8	1	06/25/21 13:36	06/25/21 22:34	630-20-6	
1,1,2,2-Tetrachloroethane	ND	ug/kg	7.2	1.9	1	06/25/21 13:36	06/25/21 22:34	79-34-5	
Tetrachloroethene	ND	ug/kg	7.2	2.3	1	06/25/21 13:36	06/25/21 22:34	127-18-4	
Toluene	ND	ug/kg	7.2	2.1	1	06/25/21 13:36	06/25/21 22:34	108-88-3	
1,2,3-Trichlorobenzene	ND	ug/kg	7.2	5.8	1	06/25/21 13:36	06/25/21 22:34	87-61-6	
1,2,4-Trichlorobenzene	ND	ug/kg	7.2	6.1	1	06/25/21 13:36	06/25/21 22:34	120-82-1	
1,1,1-Trichloroethane	ND	ug/kg	7.2	3.8	1	06/25/21 13:36	06/25/21 22:34	71-55-6	
1,1,2-Trichloroethane	ND	ug/kg	7.2	2.4	1	06/25/21 13:36	06/25/21 22:34	79-00-5	
Trichloroethene	ND	ug/kg	7.2	1.9	1	06/25/21 13:36	06/25/21 22:34	79-01-6	
Trichlorofluoromethane	ND	ug/kg	7.2	4.0	1	06/25/21 13:36	06/25/21 22:34	75-69-4	
1,2,3-Trichloropropane	ND	ug/kg	7.2	3.7	1	06/25/21 13:36	06/25/21 22:34	96-18-4	
1,2,4-Trimethylbenzene	ND	ug/kg	7.2	2.0	1	06/25/21 13:36	06/25/21 22:34	95-63-6	
1,3,5-Trimethylbenzene	ND	ug/kg	7.2	2.4	1	06/25/21 13:36	06/25/21 22:34	108-67-8	
Vinyl acetate	ND	ug/kg	72.3	5.3	1	06/25/21 13:36	06/25/21 22:34	108-05-4	
Vinyl chloride	ND	ug/kg	14.5	3.7	1	06/25/21 13:36	06/25/21 22:34	75-01-4	
Xylene (Total)	ND	ug/kg	14.5	4.1	1	06/25/21 13:36	06/25/21 22:34	1330-20-7	
m&p-Xylene	ND	ug/kg	14.5	4.9	1	06/25/21 13:36	06/25/21 22:34	179601-23-1	
o-Xylene	ND	ug/kg	7.2	3.2	1	06/25/21 13:36	06/25/21 22:34	95-47-6	
Surrogates									
Toluene-d8 (S)	101	%	70-130		1	06/25/21 13:36	06/25/21 22:34	2037-26-5	
4-Bromofluorobenzene (S)	93	%	69-134		1	06/25/21 13:36	06/25/21 22:34	460-00-4	
1,2-Dichloroethane-d4 (S)	101	%	70-130		1	06/25/21 13:36	06/25/21 22:34	17060-07-0	
Percent Moisture	Analytical Method: SW-846 Pace Analytical Services - Charlotte								
Percent Moisture	**23.6**	%	0.10	0.10	1		06/25/21 14:40		N2

REPORT OF LABORATORY ANALYSIS

This report shall not be reproduced, except in full,
without the written consent of Pace Analytical Services, LLC.

Pace Analytical Services, LLC
9800 Kincey Ave. Suite 100
Huntersville, NC 28078
(704)875-9092

ANALYTICAL RESULTS

Project: CPC Huntersville/CPC 21018
Pace Project No.: 92546391

Sample: BA9 6-8 **Lab ID: 92546391004** Collected: 06/23/21 14:05 Received: 06/24/21 12:30 Matrix: Solid

Results reported on a "dry weight" basis and are adjusted for percent moisture, sample size and any dilutions.

Parameters	Results	Units	Report Limit	MDL	DF	Prepared	Analyzed	CAS No.	Qual
VPH NC Soil	Analytical Method: MADEP VPH Preparation Method: MADEP VPH Pace Analytical Services - Charlotte								
Total VPH (C5-C12)	**6.4**	mg/kg	4.0	4.0	1	06/25/21 14:12	06/26/21 05:07		N2
Aliphatic (C05-C08)	ND	mg/kg	4.0	4.0	1	06/25/21 14:12	06/26/21 05:07		N2
Aliphatic(C09-C12) Adjusted	ND	mg/kg	4.0	4.0	1	06/25/21 14:12	06/26/21 05:07		N2
Aromatic (C09-C10)	ND	mg/kg	4.0	4.0	1	06/25/21 14:12	06/26/21 05:07		N2
Surrogates									
4-Bromofluorobenzene (FID) (S)	104	%	70-130		1	06/25/21 14:12	06/26/21 05:07	460-00-4	
4-Bromofluorobenzene (PID) (S)	103	%	70-130		1	06/25/21 14:12	06/26/21 05:07	460-00-4	
8260D/5035A/5030B Volatiles	Analytical Method: EPA 8260D Preparation Method: EPA 5035A/5030B Pace Analytical Services - Charlotte								
Acetone	ND	ug/kg	142	45.5	1	06/25/21 13:36	06/25/21 22:52	67-64-1	
Benzene	ND	ug/kg	7.1	2.8	1	06/25/21 13:36	06/25/21 22:52	71-43-2	
Bromobenzene	ND	ug/kg	7.1	2.3	1	06/25/21 13:36	06/25/21 22:52	108-86-1	
Bromochloromethane	ND	ug/kg	7.1	2.1	1	06/25/21 13:36	06/25/21 22:52	74-97-5	
Bromodichloromethane	ND	ug/kg	7.1	2.7	1	06/25/21 13:36	06/25/21 22:52	75-27-4	
Bromoform	ND	ug/kg	7.1	2.5	1	06/25/21 13:36	06/25/21 22:52	75-25-2	
Bromomethane	ND	ug/kg	14.2	11.2	1	06/25/21 13:36	06/25/21 22:52	74-83-9	IK,L1,v1
2-Butanone (MEK)	ND	ug/kg	142	34.0	1	06/25/21 13:36	06/25/21 22:52	78-93-3	
n-Butylbenzene	ND	ug/kg	7.1	3.3	1	06/25/21 13:36	06/25/21 22:52	104-51-8	
sec-Butylbenzene	ND	ug/kg	7.1	3.1	1	06/25/21 13:36	06/25/21 22:52	135-98-8	
tert-Butylbenzene	ND	ug/kg	7.1	2.5	1	06/25/21 13:36	06/25/21 22:52	98-06-6	v2
Carbon tetrachloride	ND	ug/kg	7.1	2.6	1	06/25/21 13:36	06/25/21 22:52	56-23-5	
Chlorobenzene	ND	ug/kg	7.1	1.4	1	06/25/21 13:36	06/25/21 22:52	108-90-7	
Chloroethane	ND	ug/kg	14.2	5.5	1	06/25/21 13:36	06/25/21 22:52	75-00-3	
Chloroform	ND	ug/kg	7.1	4.3	1	06/25/21 13:36	06/25/21 22:52	67-66-3	
Chloromethane	ND	ug/kg	14.2	5.9	1	06/25/21 13:36	06/25/21 22:52	74-87-3	
2-Chlorotoluene	ND	ug/kg	7.1	2.5	1	06/25/21 13:36	06/25/21 22:52	95-49-8	
4-Chlorotoluene	ND	ug/kg	7.1	1.3	1	06/25/21 13:36	06/25/21 22:52	106-43-4	
1,2-Dibromo-3-chloropropane	ND	ug/kg	7.1	2.7	1	06/25/21 13:36	06/25/21 22:52	96-12-8	
Dibromochloromethane	ND	ug/kg	7.1	4.0	1	06/25/21 13:36	06/25/21 22:52	124-48-1	
1,2-Dibromoethane (EDB)	ND	ug/kg	7.1	3.1	1	06/25/21 13:36	06/25/21 22:52	106-93-4	
Dibromomethane	ND	ug/kg	7.1	1.5	1	06/25/21 13:36	06/25/21 22:52	74-95-3	
1,2-Dichlorobenzene	ND	ug/kg	7.1	2.5	1	06/25/21 13:36	06/25/21 22:52	95-50-1	
1,3-Dichlorobenzene	ND	ug/kg	7.1	2.2	1	06/25/21 13:36	06/25/21 22:52	541-73-1	
1,4-Dichlorobenzene	ND	ug/kg	7.1	1.8	1	06/25/21 13:36	06/25/21 22:52	106-46-7	
Dichlorodifluoromethane	ND	ug/kg	14.2	3.1	1	06/25/21 13:36	06/25/21 22:52	75-71-8	
1,1-Dichloroethane	ND	ug/kg	7.1	2.9	1	06/25/21 13:36	06/25/21 22:52	75-34-3	
1,2-Dichloroethane	ND	ug/kg	7.1	4.7	1	06/25/21 13:36	06/25/21 22:52	107-06-2	
1,1-Dichloroethene	ND	ug/kg	7.1	2.9	1	06/25/21 13:36	06/25/21 22:52	75-35-4	
cis-1,2-Dichloroethene	ND	ug/kg	7.1	2.4	1	06/25/21 13:36	06/25/21 22:52	156-59-2	
trans-1,2-Dichloroethene	ND	ug/kg	7.1	2.5	1	06/25/21 13:36	06/25/21 22:52	156-60-5	
1,2-Dichloropropane	ND	ug/kg	7.1	2.1	1	06/25/21 13:36	06/25/21 22:52	78-87-5	
1,3-Dichloropropane	ND	ug/kg	7.1	2.2	1	06/25/21 13:36	06/25/21 22:52	142-28-9	
2,2-Dichloropropane	ND	ug/kg	7.1	2.3	1	06/25/21 13:36	06/25/21 22:52	594-20-7	

REPORT OF LABORATORY ANALYSIS

This report shall not be reproduced, except in full,
without the written consent of Pace Analytical Services, LLC.

Pace Analytical Services, LLC
9800 Kincey Ave. Suite 100
Huntersville, NC 28078
(704)875-9092

ANALYTICAL RESULTS

Project: CPC Huntersville/CPC 21018
Pace Project No.: 92546391

Sample: BA9 6-8 **Lab ID: 92546391004** Collected: 06/23/21 14:05 Received: 06/24/21 12:30 Matrix: Solid

Results reported on a "dry weight" basis and are adjusted for percent moisture, sample size and any dilutions.

Parameters	Results	Units	Report Limit	MDL	DF	Prepared	Analyzed	CAS No.	Qual
8260D/5035A/5030B Volatiles	Analytical Method: EPA 8260D Preparation Method: EPA 5035A/5030B Pace Analytical Services - Charlotte								
1,1-Dichloropropene	ND	ug/kg	7.1	3.4	1	06/25/21 13:36	06/25/21 22:52	563-58-6	
cis-1,3-Dichloropropene	ND	ug/kg	7.1	1.9	1	06/25/21 13:36	06/25/21 22:52	10061-01-5	
trans-1,3-Dichloropropene	ND	ug/kg	7.1	2.4	1	06/25/21 13:36	06/25/21 22:52	10061-02-6	
Diisopropyl ether	ND	ug/kg	7.1	1.9	1	06/25/21 13:36	06/25/21 22:52	108-20-3	
Ethylbenzene	**6.3J**	ug/kg	7.1	3.3	1	06/25/21 13:36	06/25/21 22:52	100-41-4	
Hexachloro-1,3-butadiene	ND	ug/kg	14.2	11.6	1	06/25/21 13:36	06/25/21 22:52	87-68-3	
2-Hexanone	ND	ug/kg	70.8	6.8	1	06/25/21 13:36	06/25/21 22:52	591-78-6	
Isopropylbenzene (Cumene)	ND	ug/kg	7.1	2.4	1	06/25/21 13:36	06/25/21 22:52	98-82-8	
p-Isopropyltoluene	ND	ug/kg	7.1	3.5	1	06/25/21 13:36	06/25/21 22:52	99-87-6	
Methylene Chloride	ND	ug/kg	28.3	19.4	1	06/25/21 13:36	06/25/21 22:52	75-09-2	
4-Methyl-2-pentanone (MIBK)	ND	ug/kg	70.8	6.8	1	06/25/21 13:36	06/25/21 22:52	108-10-1	
Methyl-tert-butyl ether	ND	ug/kg	7.1	2.6	1	06/25/21 13:36	06/25/21 22:52	1634-04-4	
Naphthalene	ND	ug/kg	7.1	3.7	1	06/25/21 13:36	06/25/21 22:52	91-20-3	
n-Propylbenzene	ND	ug/kg	7.1	2.5	1	06/25/21 13:36	06/25/21 22:52	103-65-1	
Styrene	ND	ug/kg	7.1	1.9	1	06/25/21 13:36	06/25/21 22:52	100-42-5	
1,1,1,2-Tetrachloroethane	ND	ug/kg	7.1	2.7	1	06/25/21 13:36	06/25/21 22:52	630-20-6	
1,1,2,2-Tetrachloroethane	ND	ug/kg	7.1	1.9	1	06/25/21 13:36	06/25/21 22:52	79-34-5	
Tetrachloroethene	ND	ug/kg	7.1	2.2	1	06/25/21 13:36	06/25/21 22:52	127-18-4	
Toluene	**18.9**	ug/kg	7.1	2.0	1	06/25/21 13:36	06/25/21 22:52	108-88-3	C7
1,2,3-Trichlorobenzene	ND	ug/kg	7.1	5.7	1	06/25/21 13:36	06/25/21 22:52	87-61-6	
1,2,4-Trichlorobenzene	ND	ug/kg	7.1	5.9	1	06/25/21 13:36	06/25/21 22:52	120-82-1	
1,1,1-Trichloroethane	ND	ug/kg	7.1	3.7	1	06/25/21 13:36	06/25/21 22:52	71-55-6	
1,1,2-Trichloroethane	ND	ug/kg	7.1	2.4	1	06/25/21 13:36	06/25/21 22:52	79-00-5	
Trichloroethene	ND	ug/kg	7.1	1.8	1	06/25/21 13:36	06/25/21 22:52	79-01-6	
Trichlorofluoromethane	ND	ug/kg	7.1	3.9	1	06/25/21 13:36	06/25/21 22:52	75-69-4	
1,2,3-Trichloropropane	ND	ug/kg	7.1	3.6	1	06/25/21 13:36	06/25/21 22:52	96-18-4	
1,2,4-Trimethylbenzene	ND	ug/kg	7.1	1.9	1	06/25/21 13:36	06/25/21 22:52	95-63-6	
1,3,5-Trimethylbenzene	ND	ug/kg	7.1	2.4	1	06/25/21 13:36	06/25/21 22:52	108-67-8	
Vinyl acetate	ND	ug/kg	70.8	5.2	1	06/25/21 13:36	06/25/21 22:52	108-05-4	
Vinyl chloride	ND	ug/kg	14.2	3.6	1	06/25/21 13:36	06/25/21 22:52	75-01-4	
Xylene (Total)	**21.7**	ug/kg	14.2	4.0	1	06/25/21 13:36	06/25/21 22:52	1330-20-7	
m&p-Xylene	**15.2**	ug/kg	14.2	4.8	1	06/25/21 13:36	06/25/21 22:52	179601-23-1	
o-Xylene	**6.4J**	ug/kg	7.1	3.1	1	06/25/21 13:36	06/25/21 22:52	95-47-6	
Surrogates									
Toluene-d8 (S)	102	%	70-130		1	06/25/21 13:36	06/25/21 22:52	2037-26-5	
4-Bromofluorobenzene (S)	95	%	69-134		1	06/25/21 13:36	06/25/21 22:52	460-00-4	
1,2-Dichloroethane-d4 (S)	99	%	70-130		1	06/25/21 13:36	06/25/21 22:52	17060-07-0	
Percent Moisture	Analytical Method: SW-846 Pace Analytical Services - Charlotte								
Percent Moisture	**18.9**	%	0.10	0.10	1		06/25/21 14:40		N2

REPORT OF LABORATORY ANALYSIS

This report shall not be reproduced, except in full,
without the written consent of Pace Analytical Services, LLC.

Pace Analytical Services, LLC
9800 Kincey Ave. Suite 100
Huntersville, NC 28078
(704)875-9092

ANALYTICAL RESULTS

Project: CPC Huntersville/CPC 21018
Pace Project No.: 92546391

Sample: BC9 0-2 **Lab ID: 92546391005** Collected: 06/23/21 14:45 Received: 06/24/21 12:30 Matrix: Solid

Results reported on a "dry weight" basis and are adjusted for percent moisture, sample size and any dilutions.

Parameters	Results	Units	Report Limit	MDL	DF	Prepared	Analyzed	CAS No.	Qual
VPH NC Soil	Analytical Method: MADEP VPH Preparation Method: MADEP VPH Pace Analytical Services - Charlotte								
Total VPH (C5-C12)	ND	mg/kg	2.7	2.7	1	06/25/21 14:12	06/26/21 05:35		N2
Aliphatic (C05-C08)	ND	mg/kg	2.7	2.7	1	06/25/21 14:12	06/26/21 05:35		N2
Aliphatic(C09-C12) Adjusted	ND	mg/kg	2.7	2.7	1	06/25/21 14:12	06/26/21 05:35		N2
Aromatic (C09-C10)	ND	mg/kg	2.7	2.7	1	06/25/21 14:12	06/26/21 05:35		N2
Surrogates									
4-Bromofluorobenzene (FID) (S)	106	%	70-130		1	06/25/21 14:12	06/26/21 05:35	460-00-4	
4-Bromofluorobenzene (PID) (S)	107	%	70-130		1	06/25/21 14:12	06/26/21 05:35	460-00-4	
8260D/5035A/5030B Volatiles	Analytical Method: EPA 8260D Preparation Method: EPA 5035A/5030B Pace Analytical Services - Charlotte								
Acetone	ND	ug/kg	113	36.4	1	06/25/21 13:36	06/25/21 23:09	67-64-1	
Benzene	ND	ug/kg	5.7	2.3	1	06/25/21 13:36	06/25/21 23:09	71-43-2	
Bromobenzene	ND	ug/kg	5.7	1.8	1	06/25/21 13:36	06/25/21 23:09	108-86-1	
Bromochloromethane	ND	ug/kg	5.7	1.7	1	06/25/21 13:36	06/25/21 23:09	74-97-5	
Bromodichloromethane	ND	ug/kg	5.7	2.2	1	06/25/21 13:36	06/25/21 23:09	75-27-4	
Bromoform	ND	ug/kg	5.7	2.0	1	06/25/21 13:36	06/25/21 23:09	75-25-2	
Bromomethane	ND	ug/kg	11.3	8.9	1	06/25/21 13:36	06/25/21 23:09	74-83-9	IK,L1,v1
2-Butanone (MEK)	ND	ug/kg	113	27.2	1	06/25/21 13:36	06/25/21 23:09	78-93-3	
n-Butylbenzene	ND	ug/kg	5.7	2.7	1	06/25/21 13:36	06/25/21 23:09	104-51-8	
sec-Butylbenzene	ND	ug/kg	5.7	2.5	1	06/25/21 13:36	06/25/21 23:09	135-98-8	
tert-Butylbenzene	ND	ug/kg	5.7	2.0	1	06/25/21 13:36	06/25/21 23:09	98-06-6	v2
Carbon tetrachloride	ND	ug/kg	5.7	2.1	1	06/25/21 13:36	06/25/21 23:09	56-23-5	
Chlorobenzene	ND	ug/kg	5.7	1.1	1	06/25/21 13:36	06/25/21 23:09	108-90-7	
Chloroethane	ND	ug/kg	11.3	4.4	1	06/25/21 13:36	06/25/21 23:09	75-00-3	
Chloroform	ND	ug/kg	5.7	3.4	1	06/25/21 13:36	06/25/21 23:09	67-66-3	
Chloromethane	ND	ug/kg	11.3	4.8	1	06/25/21 13:36	06/25/21 23:09	74-87-3	
2-Chlorotoluene	ND	ug/kg	5.7	2.0	1	06/25/21 13:36	06/25/21 23:09	95-49-8	
4-Chlorotoluene	ND	ug/kg	5.7	1.0	1	06/25/21 13:36	06/25/21 23:09	106-43-4	
1,2-Dibromo-3-chloropropane	ND	ug/kg	5.7	2.2	1	06/25/21 13:36	06/25/21 23:09	96-12-8	
Dibromochloromethane	ND	ug/kg	5.7	3.2	1	06/25/21 13:36	06/25/21 23:09	124-48-1	
1,2-Dibromoethane (EDB)	ND	ug/kg	5.7	2.5	1	06/25/21 13:36	06/25/21 23:09	106-93-4	
Dibromomethane	ND	ug/kg	5.7	1.2	1	06/25/21 13:36	06/25/21 23:09	74-95-3	
1,2-Dichlorobenzene	ND	ug/kg	5.7	2.0	1	06/25/21 13:36	06/25/21 23:09	95-50-1	
1,3-Dichlorobenzene	ND	ug/kg	5.7	1.8	1	06/25/21 13:36	06/25/21 23:09	541-73-1	
1,4-Dichlorobenzene	ND	ug/kg	5.7	1.5	1	06/25/21 13:36	06/25/21 23:09	106-46-7	
Dichlorodifluoromethane	ND	ug/kg	11.3	2.5	1	06/25/21 13:36	06/25/21 23:09	75-71-8	
1,1-Dichloroethane	ND	ug/kg	5.7	2.3	1	06/25/21 13:36	06/25/21 23:09	75-34-3	
1,2-Dichloroethane	ND	ug/kg	5.7	3.7	1	06/25/21 13:36	06/25/21 23:09	107-06-2	
1,1-Dichloroethene	ND	ug/kg	5.7	2.3	1	06/25/21 13:36	06/25/21 23:09	75-35-4	
cis-1,2-Dichloroethene	ND	ug/kg	5.7	1.9	1	06/25/21 13:36	06/25/21 23:09	156-59-2	
trans-1,2-Dichloroethene	ND	ug/kg	5.7	2.0	1	06/25/21 13:36	06/25/21 23:09	156-60-5	
1,2-Dichloropropane	ND	ug/kg	5.7	1.7	1	06/25/21 13:36	06/25/21 23:09	78-87-5	
1,3-Dichloropropane	ND	ug/kg	5.7	1.8	1	06/25/21 13:36	06/25/21 23:09	142-28-9	
2,2-Dichloropropane	ND	ug/kg	5.7	1.8	1	06/25/21 13:36	06/25/21 23:09	594-20-7	

REPORT OF LABORATORY ANALYSIS

This report shall not be reproduced, except in full,
without the written consent of Pace Analytical Services, LLC.

Pace Analytical Services, LLC
9800 Kincey Ave. Suite 100
Huntersville, NC 28078
(704)875-9092

ANALYTICAL RESULTS

Project: CPC Huntersville/CPC 21018
Pace Project No.: 92546391

Sample: BC9 0-2 **Lab ID: 92546391005** Collected: 06/23/21 14:45 Received: 06/24/21 12:30 Matrix: Solid

Results reported on a "dry weight" basis and are adjusted for percent moisture, sample size and any dilutions.

Parameters	Results	Units	Report Limit	MDL	DF	Prepared	Analyzed	CAS No.	Qual
8260D/5035A/5030B Volatiles	Analytical Method: EPA 8260D Preparation Method: EPA 5035A/5030B Pace Analytical Services - Charlotte								
1,1-Dichloropropene	ND	ug/kg	5.7	2.7	1	06/25/21 13:36	06/25/21 23:09	563-58-6	
cis-1,3-Dichloropropene	ND	ug/kg	5.7	1.5	1	06/25/21 13:36	06/25/21 23:09	10061-01-5	
trans-1,3-Dichloropropene	ND	ug/kg	5.7	1.9	1	06/25/21 13:36	06/25/21 23:09	10061-02-6	
Diisopropyl ether	ND	ug/kg	5.7	1.5	1	06/25/21 13:36	06/25/21 23:09	108-20-3	
Ethylbenzene	ND	ug/kg	5.7	2.6	1	06/25/21 13:36	06/25/21 23:09	100-41-4	
Hexachloro-1,3-butadiene	ND	ug/kg	11.3	9.3	1	06/25/21 13:36	06/25/21 23:09	87-68-3	
2-Hexanone	ND	ug/kg	56.6	5.5	1	06/25/21 13:36	06/25/21 23:09	591-78-6	
Isopropylbenzene (Cumene)	ND	ug/kg	5.7	1.9	1	06/25/21 13:36	06/25/21 23:09	98-82-8	
p-Isopropyltoluene	ND	ug/kg	5.7	2.8	1	06/25/21 13:36	06/25/21 23:09	99-87-6	
Methylene Chloride	ND	ug/kg	22.7	15.5	1	06/25/21 13:36	06/25/21 23:09	75-09-2	
4-Methyl-2-pentanone (MIBK)	ND	ug/kg	56.6	5.5	1	06/25/21 13:36	06/25/21 23:09	108-10-1	
Methyl-tert-butyl ether	ND	ug/kg	5.7	2.1	1	06/25/21 13:36	06/25/21 23:09	1634-04-4	
Naphthalene	ND	ug/kg	5.7	3.0	1	06/25/21 13:36	06/25/21 23:09	91-20-3	
n-Propylbenzene	ND	ug/kg	5.7	2.0	1	06/25/21 13:36	06/25/21 23:09	103-65-1	
Styrene	ND	ug/kg	5.7	1.5	1	06/25/21 13:36	06/25/21 23:09	100-42-5	
1,1,1,2-Tetrachloroethane	ND	ug/kg	5.7	2.2	1	06/25/21 13:36	06/25/21 23:09	630-20-6	
1,1,2,2-Tetrachloroethane	ND	ug/kg	5.7	1.5	1	06/25/21 13:36	06/25/21 23:09	79-34-5	
Tetrachloroethene	ND	ug/kg	5.7	1.8	1	06/25/21 13:36	06/25/21 23:09	127-18-4	
Toluene	ND	ug/kg	5.7	1.6	1	06/25/21 13:36	06/25/21 23:09	108-88-3	
1,2,3-Trichlorobenzene	ND	ug/kg	5.7	4.6	1	06/25/21 13:36	06/25/21 23:09	87-61-6	
1,2,4-Trichlorobenzene	ND	ug/kg	5.7	4.8	1	06/25/21 13:36	06/25/21 23:09	120-82-1	
1,1,1-Trichloroethane	ND	ug/kg	5.7	2.9	1	06/25/21 13:36	06/25/21 23:09	71-55-6	
1,1,2-Trichloroethane	ND	ug/kg	5.7	1.9	1	06/25/21 13:36	06/25/21 23:09	79-00-5	
Trichloroethene	ND	ug/kg	5.7	1.5	1	06/25/21 13:36	06/25/21 23:09	79-01-6	
Trichlorofluoromethane	ND	ug/kg	5.7	3.1	1	06/25/21 13:36	06/25/21 23:09	75-69-4	
1,2,3-Trichloropropane	ND	ug/kg	5.7	2.9	1	06/25/21 13:36	06/25/21 23:09	96-18-4	
1,2,4-Trimethylbenzene	ND	ug/kg	5.7	1.6	1	06/25/21 13:36	06/25/21 23:09	95-63-6	
1,3,5-Trimethylbenzene	ND	ug/kg	5.7	1.9	1	06/25/21 13:36	06/25/21 23:09	108-67-8	
Vinyl acetate	ND	ug/kg	56.6	4.1	1	06/25/21 13:36	06/25/21 23:09	108-05-4	
Vinyl chloride	ND	ug/kg	11.3	2.9	1	06/25/21 13:36	06/25/21 23:09	75-01-4	
Xylene (Total)	ND	ug/kg	11.3	3.2	1	06/25/21 13:36	06/25/21 23:09	1330-20-7	
m&p-Xylene	ND	ug/kg	11.3	3.9	1	06/25/21 13:36	06/25/21 23:09	179601-23-1	
o-Xylene	ND	ug/kg	5.7	2.5	1	06/25/21 13:36	06/25/21 23:09	95-47-6	
Surrogates									
Toluene-d8 (S)	102	%	70-130		1	06/25/21 13:36	06/25/21 23:09	2037-26-5	
4-Bromofluorobenzene (S)	96	%	69-134		1	06/25/21 13:36	06/25/21 23:09	460-00-4	
1,2-Dichloroethane-d4 (S)	103	%	70-130		1	06/25/21 13:36	06/25/21 23:09	17060-07-0	
Percent Moisture	Analytical Method: SW-846 Pace Analytical Services - Charlotte								
Percent Moisture	**10.7**	%	0.10	0.10	1		06/25/21 14:40		N2

REPORT OF LABORATORY ANALYSIS

This report shall not be reproduced, except in full,
without the written consent of Pace Analytical Services, LLC.

Pace Analytical Services, LLC
9800 Kincey Ave. Suite 100
Huntersville, NC 28078
(704)875-9092

ANALYTICAL RESULTS

Project: CPC Huntersville/CPC 21018
Pace Project No.: 92546391

Sample: BC9 20-22.5 **Lab ID: 92546391006** Collected: 06/23/21 14:50 Received: 06/24/21 12:30 Matrix: Solid

Results reported on a "dry weight" basis and are adjusted for percent moisture, sample size and any dilutions.

Parameters	Results	Units	Report Limit	MDL	DF	Prepared	Analyzed	CAS No.	Qual
VPH NC Soil	Analytical Method: MADEP VPH Preparation Method: MADEP VPH Pace Analytical Services - Charlotte								
Total VPH (C5-C12)	ND	mg/kg	4.3	4.3	1	06/26/21 11:29	06/27/21 02:02		N2
Aliphatic (C05-C08)	ND	mg/kg	4.3	4.3	1	06/26/21 11:29	06/27/21 02:02		N2
Aliphatic(C09-C12) Adjusted	ND	mg/kg	4.3	4.3	1	06/26/21 11:29	06/27/21 02:02		N2
Aromatic (C09-C10)	ND	mg/kg	4.3	4.3	1	06/26/21 11:29	06/27/21 02:02		N2
Surrogates									
4-Bromofluorobenzene (FID) (S)	104	%	70-130		1	06/26/21 11:29	06/27/21 02:02	460-00-4	
4-Bromofluorobenzene (PID) (S)	105	%	70-130		1	06/26/21 11:29	06/27/21 02:02	460-00-4	
8260D/5035A/5030B Volatiles	Analytical Method: EPA 8260D Preparation Method: EPA 5035A/5030B Pace Analytical Services - Charlotte								
Acetone	ND	ug/kg	122	39.1	1	06/25/21 13:36	06/25/21 23:27	67-64-1	
Benzene	ND	ug/kg	6.1	2.4	1	06/25/21 13:36	06/25/21 23:27	71-43-2	
Bromobenzene	ND	ug/kg	6.1	2.0	1	06/25/21 13:36	06/25/21 23:27	108-86-1	
Bromochloromethane	ND	ug/kg	6.1	1.8	1	06/25/21 13:36	06/25/21 23:27	74-97-5	
Bromodichloromethane	ND	ug/kg	6.1	2.3	1	06/25/21 13:36	06/25/21 23:27	75-27-4	
Bromoform	ND	ug/kg	6.1	2.1	1	06/25/21 13:36	06/25/21 23:27	75-25-2	
Bromomethane	ND	ug/kg	12.2	9.6	1	06/25/21 13:36	06/25/21 23:27	74-83-9	IK,L1,v1
2-Butanone (MEK)	ND	ug/kg	122	29.2	1	06/25/21 13:36	06/25/21 23:27	78-93-3	
n-Butylbenzene	ND	ug/kg	6.1	2.9	1	06/25/21 13:36	06/25/21 23:27	104-51-8	
sec-Butylbenzene	ND	ug/kg	6.1	2.7	1	06/25/21 13:36	06/25/21 23:27	135-98-8	
tert-Butylbenzene	ND	ug/kg	6.1	2.2	1	06/25/21 13:36	06/25/21 23:27	98-06-6	v2
Carbon tetrachloride	ND	ug/kg	6.1	2.3	1	06/25/21 13:36	06/25/21 23:27	56-23-5	
Chlorobenzene	ND	ug/kg	6.1	1.2	1	06/25/21 13:36	06/25/21 23:27	108-90-7	
Chloroethane	ND	ug/kg	12.2	4.7	1	06/25/21 13:36	06/25/21 23:27	75-00-3	
Chloroform	ND	ug/kg	6.1	3.7	1	06/25/21 13:36	06/25/21 23:27	67-66-3	
Chloromethane	ND	ug/kg	12.2	5.1	1	06/25/21 13:36	06/25/21 23:27	74-87-3	
2-Chlorotoluene	ND	ug/kg	6.1	2.2	1	06/25/21 13:36	06/25/21 23:27	95-49-8	
4-Chlorotoluene	ND	ug/kg	6.1	1.1	1	06/25/21 13:36	06/25/21 23:27	106-43-4	
1,2-Dibromo-3-chloropropane	ND	ug/kg	6.1	2.4	1	06/25/21 13:36	06/25/21 23:27	96-12-8	
Dibromochloromethane	ND	ug/kg	6.1	3.4	1	06/25/21 13:36	06/25/21 23:27	124-48-1	
1,2-Dibromoethane (EDB)	ND	ug/kg	6.1	2.7	1	06/25/21 13:36	06/25/21 23:27	106-93-4	
Dibromomethane	ND	ug/kg	6.1	1.3	1	06/25/21 13:36	06/25/21 23:27	74-95-3	
1,2-Dichlorobenzene	ND	ug/kg	6.1	2.2	1	06/25/21 13:36	06/25/21 23:27	95-50-1	
1,3-Dichlorobenzene	ND	ug/kg	6.1	1.9	1	06/25/21 13:36	06/25/21 23:27	541-73-1	
1,4-Dichlorobenzene	ND	ug/kg	6.1	1.6	1	06/25/21 13:36	06/25/21 23:27	106-46-7	
Dichlorodifluoromethane	ND	ug/kg	12.2	2.6	1	06/25/21 13:36	06/25/21 23:27	75-71-8	
1,1-Dichloroethane	ND	ug/kg	6.1	2.5	1	06/25/21 13:36	06/25/21 23:27	75-34-3	
1,2-Dichloroethane	ND	ug/kg	6.1	4.0	1	06/25/21 13:36	06/25/21 23:27	107-06-2	
1,1-Dichloroethene	ND	ug/kg	6.1	2.5	1	06/25/21 13:36	06/25/21 23:27	75-35-4	
cis-1,2-Dichloroethene	ND	ug/kg	6.1	2.1	1	06/25/21 13:36	06/25/21 23:27	156-59-2	
trans-1,2-Dichloroethene	ND	ug/kg	6.1	2.1	1	06/25/21 13:36	06/25/21 23:27	156-60-5	
1,2-Dichloropropane	ND	ug/kg	6.1	1.8	1	06/25/21 13:36	06/25/21 23:27	78-87-5	
1,3-Dichloropropane	ND	ug/kg	6.1	1.9	1	06/25/21 13:36	06/25/21 23:27	142-28-9	
2,2-Dichloropropane	ND	ug/kg	6.1	2.0	1	06/25/21 13:36	06/25/21 23:27	594-20-7	

REPORT OF LABORATORY ANALYSIS

This report shall not be reproduced, except in full,
without the written consent of Pace Analytical Services, LLC.

Pace Analytical Services, LLC
9800 Kincey Ave. Suite 100
Huntersville, NC 28078
(704)875-9092

ANALYTICAL RESULTS

Project: CPC Huntersville/CPC 21018
Pace Project No.: 92546391

Sample: BC9 20-22.5 **Lab ID: 92546391006** Collected: 06/23/21 14:50 Received: 06/24/21 12:30 Matrix: Solid

Results reported on a "dry weight" basis and are adjusted for percent moisture, sample size and any dilutions.

Parameters	Results	Units	Report Limit	MDL	DF	Prepared	Analyzed	CAS No.	Qual
8260D/5035A/5030B Volatiles	Analytical Method: EPA 8260D Preparation Method: EPA 5035A/5030B Pace Analytical Services - Charlotte								
1,1-Dichloropropene	ND	ug/kg	6.1	2.9	1	06/25/21 13:36	06/25/21 23:27	563-58-6	
cis-1,3-Dichloropropene	ND	ug/kg	6.1	1.7	1	06/25/21 13:36	06/25/21 23:27	10061-01-5	
trans-1,3-Dichloropropene	ND	ug/kg	6.1	2.1	1	06/25/21 13:36	06/25/21 23:27	10061-02-6	
Diisopropyl ether	ND	ug/kg	6.1	1.6	1	06/25/21 13:36	06/25/21 23:27	108-20-3	
Ethylbenzene	ND	ug/kg	6.1	2.8	1	06/25/21 13:36	06/25/21 23:27	100-41-4	
Hexachloro-1,3-butadiene	ND	ug/kg	12.2	10	1	06/25/21 13:36	06/25/21 23:27	87-68-3	
2-Hexanone	ND	ug/kg	60.8	5.9	1	06/25/21 13:36	06/25/21 23:27	591-78-6	
Isopropylbenzene (Cumene)	ND	ug/kg	6.1	2.1	1	06/25/21 13:36	06/25/21 23:27	98-82-8	
p-Isopropyltoluene	ND	ug/kg	6.1	3.0	1	06/25/21 13:36	06/25/21 23:27	99-87-6	
Methylene Chloride	ND	ug/kg	24.3	16.7	1	06/25/21 13:36	06/25/21 23:27	75-09-2	
4-Methyl-2-pentanone (MIBK)	ND	ug/kg	60.8	5.9	1	06/25/21 13:36	06/25/21 23:27	108-10-1	
Methyl-tert-butyl ether	ND	ug/kg	6.1	2.3	1	06/25/21 13:36	06/25/21 23:27	1634-04-4	
Naphthalene	ND	ug/kg	6.1	3.2	1	06/25/21 13:36	06/25/21 23:27	91-20-3	
n-Propylbenzene	ND	ug/kg	6.1	2.2	1	06/25/21 13:36	06/25/21 23:27	103-65-1	
Styrene	ND	ug/kg	6.1	1.6	1	06/25/21 13:36	06/25/21 23:27	100-42-5	
1,1,1,2-Tetrachloroethane	ND	ug/kg	6.1	2.3	1	06/25/21 13:36	06/25/21 23:27	630-20-6	
1,1,2,2-Tetrachloroethane	ND	ug/kg	6.1	1.6	1	06/25/21 13:36	06/25/21 23:27	79-34-5	
Tetrachloroethene	ND	ug/kg	6.1	1.9	1	06/25/21 13:36	06/25/21 23:27	127-18-4	
Toluene	ND	ug/kg	6.1	1.7	1	06/25/21 13:36	06/25/21 23:27	108-88-3	
1,2,3-Trichlorobenzene	ND	ug/kg	6.1	4.9	1	06/25/21 13:36	06/25/21 23:27	87-61-6	
1,2,4-Trichlorobenzene	ND	ug/kg	6.1	5.1	1	06/25/21 13:36	06/25/21 23:27	120-82-1	
1,1,1-Trichloroethane	ND	ug/kg	6.1	3.2	1	06/25/21 13:36	06/25/21 23:27	71-55-6	
1,1,2-Trichloroethane	ND	ug/kg	6.1	2.0	1	06/25/21 13:36	06/25/21 23:27	79-00-5	
Trichloroethene	ND	ug/kg	6.1	1.6	1	06/25/21 13:36	06/25/21 23:27	79-01-6	
Trichlorofluoromethane	ND	ug/kg	6.1	3.3	1	06/25/21 13:36	06/25/21 23:27	75-69-4	
1,2,3-Trichloropropane	ND	ug/kg	6.1	3.1	1	06/25/21 13:36	06/25/21 23:27	96-18-4	
1,2,4-Trimethylbenzene	ND	ug/kg	6.1	1.7	1	06/25/21 13:36	06/25/21 23:27	95-63-6	
1,3,5-Trimethylbenzene	ND	ug/kg	6.1	2.0	1	06/25/21 13:36	06/25/21 23:27	108-67-8	
Vinyl acetate	ND	ug/kg	60.8	4.4	1	06/25/21 13:36	06/25/21 23:27	108-05-4	
Vinyl chloride	ND	ug/kg	12.2	3.1	1	06/25/21 13:36	06/25/21 23:27	75-01-4	
Xylene (Total)	ND	ug/kg	12.2	3.5	1	06/25/21 13:36	06/25/21 23:27	1330-20-7	
m&p-Xylene	ND	ug/kg	12.2	4.2	1	06/25/21 13:36	06/25/21 23:27	179601-23-1	
o-Xylene	ND	ug/kg	6.1	2.7	1	06/25/21 13:36	06/25/21 23:27	95-47-6	
Surrogates									
Toluene-d8 (S)	101	%	70-130		1	06/25/21 13:36	06/25/21 23:27	2037-26-5	
4-Bromofluorobenzene (S)	95	%	69-134		1	06/25/21 13:36	06/25/21 23:27	460-00-4	
1,2-Dichloroethane-d4 (S)	100	%	70-130		1	06/25/21 13:36	06/25/21 23:27	17060-07-0	
Percent Moisture	Analytical Method: SW-846 Pace Analytical Services - Charlotte								
Percent Moisture	**15.3**	%	0.10	0.10	1		06/25/21 14:40		N2

REPORT OF LABORATORY ANALYSIS

This report shall not be reproduced, except in full,
without the written consent of Pace Analytical Services, LLC.

Pace Analytical Services, LLC
9800 Kincey Ave. Suite 100
Huntersville, NC 28078
(704)875-9092

ANALYTICAL RESULTS

Project: CPC Huntersville/CPC 21018
Pace Project No.: 92546391

Sample: BC8 0-2 **Lab ID: 92546391007** Collected: 06/23/21 15:50 Received: 06/24/21 12:30 Matrix: Solid

Results reported on a "dry weight" basis and are adjusted for percent moisture, sample size and any dilutions.

Parameters	Results	Units	Report Limit	MDL	DF	Prepared	Analyzed	CAS No.	Qual
VPH NC Soil	Analytical Method: MADEP VPH Preparation Method: MADEP VPH Pace Analytical Services - Charlotte								
Total VPH (C5-C12)	ND	mg/kg	3.6	3.6	1	06/26/21 11:29	06/27/21 02:31		N2
Aliphatic (C05-C08)	ND	mg/kg	3.6	3.6	1	06/26/21 11:29	06/27/21 02:31		N2
Aliphatic(C09-C12) Adjusted	ND	mg/kg	3.6	3.6	1	06/26/21 11:29	06/27/21 02:31		N2
Aromatic (C09-C10)	ND	mg/kg	3.6	3.6	1	06/26/21 11:29	06/27/21 02:31		N2
Surrogates									
4-Bromofluorobenzene (FID) (S)	100	%	70-130		1	06/26/21 11:29	06/27/21 02:31	460-00-4	
4-Bromofluorobenzene (PID) (S)	101	%	70-130		1	06/26/21 11:29	06/27/21 02:31	460-00-4	
8260D/5035A/5030B Volatiles	Analytical Method: EPA 8260D Preparation Method: EPA 5035A/5030B Pace Analytical Services - Charlotte								
Acetone	ND	ug/kg	139	44.5	1	06/25/21 13:36	06/25/21 23:44	67-64-1	
Benzene	ND	ug/kg	6.9	2.8	1	06/25/21 13:36	06/25/21 23:44	71-43-2	
Bromobenzene	ND	ug/kg	6.9	2.3	1	06/25/21 13:36	06/25/21 23:44	108-86-1	
Bromochloromethane	ND	ug/kg	6.9	2.1	1	06/25/21 13:36	06/25/21 23:44	74-97-5	
Bromodichloromethane	ND	ug/kg	6.9	2.7	1	06/25/21 13:36	06/25/21 23:44	75-27-4	
Bromoform	ND	ug/kg	6.9	2.4	1	06/25/21 13:36	06/25/21 23:44	75-25-2	
Bromomethane	ND	ug/kg	13.9	11.0	1	06/25/21 13:36	06/25/21 23:44	74-83-9	IK,L1,v1
2-Butanone (MEK)	ND	ug/kg	139	33.3	1	06/25/21 13:36	06/25/21 23:44	78-93-3	
n-Butylbenzene	ND	ug/kg	6.9	3.3	1	06/25/21 13:36	06/25/21 23:44	104-51-8	
sec-Butylbenzene	ND	ug/kg	6.9	3.1	1	06/25/21 13:36	06/25/21 23:44	135-98-8	
tert-Butylbenzene	ND	ug/kg	6.9	2.5	1	06/25/21 13:36	06/25/21 23:44	98-06-6	v2
Carbon tetrachloride	ND	ug/kg	6.9	2.6	1	06/25/21 13:36	06/25/21 23:44	56-23-5	
Chlorobenzene	ND	ug/kg	6.9	1.3	1	06/25/21 13:36	06/25/21 23:44	108-90-7	
Chloroethane	ND	ug/kg	13.9	5.4	1	06/25/21 13:36	06/25/21 23:44	75-00-3	
Chloroform	ND	ug/kg	6.9	4.2	1	06/25/21 13:36	06/25/21 23:44	67-66-3	
Chloromethane	ND	ug/kg	13.9	5.8	1	06/25/21 13:36	06/25/21 23:44	74-87-3	
2-Chlorotoluene	ND	ug/kg	6.9	2.5	1	06/25/21 13:36	06/25/21 23:44	95-49-8	
4-Chlorotoluene	ND	ug/kg	6.9	1.2	1	06/25/21 13:36	06/25/21 23:44	106-43-4	
1,2-Dibromo-3-chloropropane	ND	ug/kg	6.9	2.7	1	06/25/21 13:36	06/25/21 23:44	96-12-8	
Dibromochloromethane	ND	ug/kg	6.9	3.9	1	06/25/21 13:36	06/25/21 23:44	124-48-1	
1,2-Dibromoethane (EDB)	ND	ug/kg	6.9	3.1	1	06/25/21 13:36	06/25/21 23:44	106-93-4	
Dibromomethane	ND	ug/kg	6.9	1.5	1	06/25/21 13:36	06/25/21 23:44	74-95-3	
1,2-Dichlorobenzene	ND	ug/kg	6.9	2.5	1	06/25/21 13:36	06/25/21 23:44	95-50-1	
1,3-Dichlorobenzene	ND	ug/kg	6.9	2.2	1	06/25/21 13:36	06/25/21 23:44	541-73-1	
1,4-Dichlorobenzene	ND	ug/kg	6.9	1.8	1	06/25/21 13:36	06/25/21 23:44	106-46-7	
Dichlorodifluoromethane	ND	ug/kg	13.9	3.0	1	06/25/21 13:36	06/25/21 23:44	75-71-8	
1,1-Dichloroethane	ND	ug/kg	6.9	2.9	1	06/25/21 13:36	06/25/21 23:44	75-34-3	
1,2-Dichloroethane	ND	ug/kg	6.9	4.6	1	06/25/21 13:36	06/25/21 23:44	107-06-2	
1,1-Dichloroethene	ND	ug/kg	6.9	2.9	1	06/25/21 13:36	06/25/21 23:44	75-35-4	
cis-1,2-Dichloroethene	ND	ug/kg	6.9	2.4	1	06/25/21 13:36	06/25/21 23:44	156-59-2	
trans-1,2-Dichloroethene	ND	ug/kg	6.9	2.4	1	06/25/21 13:36	06/25/21 23:44	156-60-5	
1,2-Dichloropropane	ND	ug/kg	6.9	2.1	1	06/25/21 13:36	06/25/21 23:44	78-87-5	
1,3-Dichloropropane	ND	ug/kg	6.9	2.2	1	06/25/21 13:36	06/25/21 23:44	142-28-9	
2,2-Dichloropropane	ND	ug/kg	6.9	2.3	1	06/25/21 13:36	06/25/21 23:44	594-20-7	

REPORT OF LABORATORY ANALYSIS

This report shall not be reproduced, except in full,
without the written consent of Pace Analytical Services, LLC.

Pace Analytical Services, LLC
9800 Kincey Ave. Suite 100
Huntersville, NC 28078
(704)875-9092

ANALYTICAL RESULTS

Project: CPC Huntersville/CPC 21018
Pace Project No.: 92546391

Sample: BC8 0-2 **Lab ID: 92546391007** Collected: 06/23/21 15:50 Received: 06/24/21 12:30 Matrix: Solid

Results reported on a "dry weight" basis and are adjusted for percent moisture, sample size and any dilutions.

Parameters	Results	Units	Report Limit	MDL	DF	Prepared	Analyzed	CAS No.	Qual
8260D/5035A/5030B Volatiles	Analytical Method: EPA 8260D Preparation Method: EPA 5035A/5030B Pace Analytical Services - Charlotte								
1,1-Dichloropropene	ND	ug/kg	6.9	3.3	1	06/25/21 13:36	06/25/21 23:44	563-58-6	
cis-1,3-Dichloropropene	ND	ug/kg	6.9	1.9	1	06/25/21 13:36	06/25/21 23:44	10061-01-5	
trans-1,3-Dichloropropene	ND	ug/kg	6.9	2.4	1	06/25/21 13:36	06/25/21 23:44	10061-02-6	
Diisopropyl ether	ND	ug/kg	6.9	1.9	1	06/25/21 13:36	06/25/21 23:44	108-20-3	
Ethylbenzene	**6.8J**	ug/kg	6.9	3.2	1	06/25/21 13:36	06/25/21 23:44	100-41-4	
Hexachloro-1,3-butadiene	ND	ug/kg	13.9	11.4	1	06/25/21 13:36	06/25/21 23:44	87-68-3	
2-Hexanone	ND	ug/kg	69.4	6.7	1	06/25/21 13:36	06/25/21 23:44	591-78-6	
Isopropylbenzene (Cumene)	ND	ug/kg	6.9	2.4	1	06/25/21 13:36	06/25/21 23:44	98-82-8	
p-Isopropyltoluene	ND	ug/kg	6.9	3.4	1	06/25/21 13:36	06/25/21 23:44	99-87-6	
Methylene Chloride	ND	ug/kg	27.8	19.0	1	06/25/21 13:36	06/25/21 23:44	75-09-2	
4-Methyl-2-pentanone (MIBK)	ND	ug/kg	69.4	6.7	1	06/25/21 13:36	06/25/21 23:44	108-10-1	
Methyl-tert-butyl ether	ND	ug/kg	6.9	2.6	1	06/25/21 13:36	06/25/21 23:44	1634-04-4	
Naphthalene	ND	ug/kg	6.9	3.6	1	06/25/21 13:36	06/25/21 23:44	91-20-3	
n-Propylbenzene	ND	ug/kg	6.9	2.5	1	06/25/21 13:36	06/25/21 23:44	103-65-1	
Styrene	ND	ug/kg	6.9	1.8	1	06/25/21 13:36	06/25/21 23:44	100-42-5	
1,1,1,2-Tetrachloroethane	ND	ug/kg	6.9	2.7	1	06/25/21 13:36	06/25/21 23:44	630-20-6	
1,1,2,2-Tetrachloroethane	ND	ug/kg	6.9	1.8	1	06/25/21 13:36	06/25/21 23:44	79-34-5	
Tetrachloroethene	ND	ug/kg	6.9	2.2	1	06/25/21 13:36	06/25/21 23:44	127-18-4	
Toluene	**30.5**	ug/kg	6.9	2.0	1	06/25/21 13:36	06/25/21 23:44	108-88-3	C7
1,2,3-Trichlorobenzene	ND	ug/kg	6.9	5.6	1	06/25/21 13:36	06/25/21 23:44	87-61-6	
1,2,4-Trichlorobenzene	ND	ug/kg	6.9	5.8	1	06/25/21 13:36	06/25/21 23:44	120-82-1	
1,1,1-Trichloroethane	ND	ug/kg	6.9	3.6	1	06/25/21 13:36	06/25/21 23:44	71-55-6	
1,1,2-Trichloroethane	ND	ug/kg	6.9	2.3	1	06/25/21 13:36	06/25/21 23:44	79-00-5	
Trichloroethene	ND	ug/kg	6.9	1.8	1	06/25/21 13:36	06/25/21 23:44	79-01-6	
Trichlorofluoromethane	ND	ug/kg	6.9	3.8	1	06/25/21 13:36	06/25/21 23:44	75-69-4	
1,2,3-Trichloropropane	ND	ug/kg	6.9	3.5	1	06/25/21 13:36	06/25/21 23:44	96-18-4	
1,2,4-Trimethylbenzene	ND	ug/kg	6.9	1.9	1	06/25/21 13:36	06/25/21 23:44	95-63-6	
1,3,5-Trimethylbenzene	ND	ug/kg	6.9	2.3	1	06/25/21 13:36	06/25/21 23:44	108-67-8	
Vinyl acetate	ND	ug/kg	69.4	5.1	1	06/25/21 13:36	06/25/21 23:44	108-05-4	
Vinyl chloride	ND	ug/kg	13.9	3.5	1	06/25/21 13:36	06/25/21 23:44	75-01-4	
Xylene (Total)	**19.8**	ug/kg	13.9	4.0	1	06/25/21 13:36	06/25/21 23:44	1330-20-7	
m&p-Xylene	**19.8**	ug/kg	13.9	4.7	1	06/25/21 13:36	06/25/21 23:44	179601-23-1	
o-Xylene	ND	ug/kg	6.9	3.1	1	06/25/21 13:36	06/25/21 23:44	95-47-6	
Surrogates									
Toluene-d8 (S)	103	%	70-130		1	06/25/21 13:36	06/25/21 23:44	2037-26-5	
4-Bromofluorobenzene (S)	94	%	69-134		1	06/25/21 13:36	06/25/21 23:44	460-00-4	
1,2-Dichloroethane-d4 (S)	101	%	70-130		1	06/25/21 13:36	06/25/21 23:44	17060-07-0	
Percent Moisture	Analytical Method: SW-846 Pace Analytical Services - Charlotte								
Percent Moisture	**24.0**	%	0.10	0.10	1		06/25/21 14:40		N2

REPORT OF LABORATORY ANALYSIS

This report shall not be reproduced, except in full,
without the written consent of Pace Analytical Services, LLC.

Pace Analytical Services, LLC
9800 Kincey Ave. Suite 100
Huntersville, NC 28078
(704)875-9092

ANALYTICAL RESULTS

Project: CPC Huntersville/CPC 21018
Pace Project No.: 92546391

Sample: BC8 18-20 **Lab ID: 92546391008** Collected: 06/23/21 15:55 Received: 06/24/21 12:30 Matrix: Solid

Results reported on a "dry weight" basis and are adjusted for percent moisture, sample size and any dilutions.

Parameters	Results	Units	Report Limit	MDL	DF	Prepared	Analyzed	CAS No.	Qual
VPH NC Soil	Analytical Method: MADEP VPH Preparation Method: MADEP VPH Pace Analytical Services - Charlotte								
Total VPH (C5-C12)	ND	mg/kg	3.3	3.3	1	06/26/21 11:29	06/27/21 02:59		N2
Aliphatic (C05-C08)	ND	mg/kg	3.3	3.3	1	06/26/21 11:29	06/27/21 02:59		N2
Aliphatic(C09-C12) Adjusted	ND	mg/kg	3.3	3.3	1	06/26/21 11:29	06/27/21 02:59		N2
Aromatic (C09-C10)	ND	mg/kg	3.3	3.3	1	06/26/21 11:29	06/27/21 02:59		N2
Surrogates									
4-Bromofluorobenzene (FID) (S)	100	%	70-130		1	06/26/21 11:29	06/27/21 02:59	460-00-4	
4-Bromofluorobenzene (PID) (S)	101	%	70-130		1	06/26/21 11:29	06/27/21 02:59	460-00-4	
8260D/5035A/5030B Volatiles	Analytical Method: EPA 8260D Preparation Method: EPA 5035A/5030B Pace Analytical Services - Charlotte								
Acetone	ND	ug/kg	130	41.7	1	06/25/21 13:36	06/26/21 00:02	67-64-1	
Benzene	ND	ug/kg	6.5	2.6	1	06/25/21 13:36	06/26/21 00:02	71-43-2	
Bromobenzene	ND	ug/kg	6.5	2.1	1	06/25/21 13:36	06/26/21 00:02	108-86-1	
Bromochloromethane	ND	ug/kg	6.5	1.9	1	06/25/21 13:36	06/26/21 00:02	74-97-5	
Bromodichloromethane	ND	ug/kg	6.5	2.5	1	06/25/21 13:36	06/26/21 00:02	75-27-4	
Bromoform	ND	ug/kg	6.5	2.3	1	06/25/21 13:36	06/26/21 00:02	75-25-2	
Bromomethane	ND	ug/kg	13.0	10.3	1	06/25/21 13:36	06/26/21 00:02	74-83-9	IK,L1,v1
2-Butanone (MEK)	ND	ug/kg	130	31.2	1	06/25/21 13:36	06/26/21 00:02	78-93-3	
n-Butylbenzene	ND	ug/kg	6.5	3.1	1	06/25/21 13:36	06/26/21 00:02	104-51-8	
sec-Butylbenzene	ND	ug/kg	6.5	2.9	1	06/25/21 13:36	06/26/21 00:02	135-98-8	
tert-Butylbenzene	ND	ug/kg	6.5	2.3	1	06/25/21 13:36	06/26/21 00:02	98-06-6	v2
Carbon tetrachloride	ND	ug/kg	6.5	2.4	1	06/25/21 13:36	06/26/21 00:02	56-23-5	
Chlorobenzene	ND	ug/kg	6.5	1.2	1	06/25/21 13:36	06/26/21 00:02	108-90-7	
Chloroethane	ND	ug/kg	13.0	5.0	1	06/25/21 13:36	06/26/21 00:02	75-00-3	
Chloroform	ND	ug/kg	6.5	4.0	1	06/25/21 13:36	06/26/21 00:02	67-66-3	
Chloromethane	ND	ug/kg	13.0	5.5	1	06/25/21 13:36	06/26/21 00:02	74-87-3	
2-Chlorotoluene	ND	ug/kg	6.5	2.3	1	06/25/21 13:36	06/26/21 00:02	95-49-8	
4-Chlorotoluene	ND	ug/kg	6.5	1.2	1	06/25/21 13:36	06/26/21 00:02	106-43-4	
1,2-Dibromo-3-chloropropane	ND	ug/kg	6.5	2.5	1	06/25/21 13:36	06/26/21 00:02	96-12-8	
Dibromochloromethane	ND	ug/kg	6.5	3.7	1	06/25/21 13:36	06/26/21 00:02	124-48-1	
1,2-Dibromoethane (EDB)	ND	ug/kg	6.5	2.9	1	06/25/21 13:36	06/26/21 00:02	106-93-4	
Dibromomethane	ND	ug/kg	6.5	1.4	1	06/25/21 13:36	06/26/21 00:02	74-95-3	
1,2-Dichlorobenzene	ND	ug/kg	6.5	2.3	1	06/25/21 13:36	06/26/21 00:02	95-50-1	
1,3-Dichlorobenzene	ND	ug/kg	6.5	2.0	1	06/25/21 13:36	06/26/21 00:02	541-73-1	
1,4-Dichlorobenzene	ND	ug/kg	6.5	1.7	1	06/25/21 13:36	06/26/21 00:02	106-46-7	
Dichlorodifluoromethane	ND	ug/kg	13.0	2.8	1	06/25/21 13:36	06/26/21 00:02	75-71-8	
1,1-Dichloroethane	ND	ug/kg	6.5	2.7	1	06/25/21 13:36	06/26/21 00:02	75-34-3	
1,2-Dichloroethane	ND	ug/kg	6.5	4.3	1	06/25/21 13:36	06/26/21 00:02	107-06-2	
1,1-Dichloroethene	ND	ug/kg	6.5	2.7	1	06/25/21 13:36	06/26/21 00:02	75-35-4	
cis-1,2-Dichloroethene	ND	ug/kg	6.5	2.2	1	06/25/21 13:36	06/26/21 00:02	156-59-2	
trans-1,2-Dichloroethene	ND	ug/kg	6.5	2.3	1	06/25/21 13:36	06/26/21 00:02	156-60-5	
1,2-Dichloropropane	ND	ug/kg	6.5	1.9	1	06/25/21 13:36	06/26/21 00:02	78-87-5	
1,3-Dichloropropane	ND	ug/kg	6.5	2.0	1	06/25/21 13:36	06/26/21 00:02	142-28-9	
2,2-Dichloropropane	ND	ug/kg	6.5	2.1	1	06/25/21 13:36	06/26/21 00:02	594-20-7	

REPORT OF LABORATORY ANALYSIS

This report shall not be reproduced, except in full,
without the written consent of Pace Analytical Services, LLC.

Pace Analytical Services, LLC
9800 Kincey Ave. Suite 100
Huntersville, NC 28078
(704)875-9092

ANALYTICAL RESULTS

Project: CPC Huntersville/CPC 21018
Pace Project No.: 92546391

Sample: BC8 18-20 **Lab ID: 92546391008** Collected: 06/23/21 15:55 Received: 06/24/21 12:30 Matrix: Solid

Results reported on a "dry weight" basis and are adjusted for percent moisture, sample size and any dilutions.

Parameters	Results	Units	Report Limit	MDL	DF	Prepared	Analyzed	CAS No.	Qual
8260D/5035A/5030B Volatiles	Analytical Method: EPA 8260D Preparation Method: EPA 5035A/5030B Pace Analytical Services - Charlotte								
1,1-Dichloropropene	ND	ug/kg	6.5	3.1	1	06/25/21 13:36	06/26/21 00:02	563-58-6	
cis-1,3-Dichloropropene	ND	ug/kg	6.5	1.8	1	06/25/21 13:36	06/26/21 00:02	10061-01-5	
trans-1,3-Dichloropropene	ND	ug/kg	6.5	2.2	1	06/25/21 13:36	06/26/21 00:02	10061-02-6	
Diisopropyl ether	ND	ug/kg	6.5	1.8	1	06/25/21 13:36	06/26/21 00:02	108-20-3	
Ethylbenzene	**6.5**	ug/kg	6.5	3.0	1	06/25/21 13:36	06/26/21 00:02	100-41-4	
Hexachloro-1,3-butadiene	ND	ug/kg	13.0	10.6	1	06/25/21 13:36	06/26/21 00:02	87-68-3	
2-Hexanone	ND	ug/kg	65.0	6.3	1	06/25/21 13:36	06/26/21 00:02	591-78-6	
Isopropylbenzene (Cumene)	ND	ug/kg	6.5	2.2	1	06/25/21 13:36	06/26/21 00:02	98-82-8	
p-Isopropyltoluene	ND	ug/kg	6.5	3.2	1	06/25/21 13:36	06/26/21 00:02	99-87-6	
Methylene Chloride	ND	ug/kg	26.0	17.8	1	06/25/21 13:36	06/26/21 00:02	75-09-2	
4-Methyl-2-pentanone (MIBK)	ND	ug/kg	65.0	6.3	1	06/25/21 13:36	06/26/21 00:02	108-10-1	
Methyl-tert-butyl ether	ND	ug/kg	6.5	2.4	1	06/25/21 13:36	06/26/21 00:02	1634-04-4	
Naphthalene	ND	ug/kg	6.5	3.4	1	06/25/21 13:36	06/26/21 00:02	91-20-3	
n-Propylbenzene	ND	ug/kg	6.5	2.3	1	06/25/21 13:36	06/26/21 00:02	103-65-1	
Styrene	ND	ug/kg	6.5	1.7	1	06/25/21 13:36	06/26/21 00:02	100-42-5	
1,1,1,2-Tetrachloroethane	ND	ug/kg	6.5	2.5	1	06/25/21 13:36	06/26/21 00:02	630-20-6	
1,1,2,2-Tetrachloroethane	ND	ug/kg	6.5	1.7	1	06/25/21 13:36	06/26/21 00:02	79-34-5	
Tetrachloroethene	ND	ug/kg	6.5	2.1	1	06/25/21 13:36	06/26/21 00:02	127-18-4	
Toluene	**31.2**	ug/kg	6.5	1.8	1	06/25/21 13:36	06/26/21 00:02	108-88-3	C7
1,2,3-Trichlorobenzene	ND	ug/kg	6.5	5.3	1	06/25/21 13:36	06/26/21 00:02	87-61-6	
1,2,4-Trichlorobenzene	ND	ug/kg	6.5	5.5	1	06/25/21 13:36	06/26/21 00:02	120-82-1	
1,1,1-Trichloroethane	ND	ug/kg	6.5	3.4	1	06/25/21 13:36	06/26/21 00:02	71-55-6	
1,1,2-Trichloroethane	ND	ug/kg	6.5	2.2	1	06/25/21 13:36	06/26/21 00:02	79-00-5	
Trichloroethene	ND	ug/kg	6.5	1.7	1	06/25/21 13:36	06/26/21 00:02	79-01-6	
Trichlorofluoromethane	ND	ug/kg	6.5	3.6	1	06/25/21 13:36	06/26/21 00:02	75-69-4	
1,2,3-Trichloropropane	ND	ug/kg	6.5	3.3	1	06/25/21 13:36	06/26/21 00:02	96-18-4	
1,2,4-Trimethylbenzene	ND	ug/kg	6.5	1.8	1	06/25/21 13:36	06/26/21 00:02	95-63-6	
1,3,5-Trimethylbenzene	ND	ug/kg	6.5	2.2	1	06/25/21 13:36	06/26/21 00:02	108-67-8	
Vinyl acetate	ND	ug/kg	65.0	4.7	1	06/25/21 13:36	06/26/21 00:02	108-05-4	
Vinyl chloride	ND	ug/kg	13.0	3.3	1	06/25/21 13:36	06/26/21 00:02	75-01-4	
Xylene (Total)	**24.9**	ug/kg	13.0	3.7	1	06/25/21 13:36	06/26/21 00:02	1330-20-7	
m&p-Xylene	**17.6**	ug/kg	13.0	4.4	1	06/25/21 13:36	06/26/21 00:02	179601-23-1	
o-Xylene	**7.3**	ug/kg	6.5	2.9	1	06/25/21 13:36	06/26/21 00:02	95-47-6	
Surrogates									
Toluene-d8 (S)	102	%	70-130		1	06/25/21 13:36	06/26/21 00:02	2037-26-5	
4-Bromofluorobenzene (S)	95	%	69-134		1	06/25/21 13:36	06/26/21 00:02	460-00-4	
1,2-Dichloroethane-d4 (S)	101	%	70-130		1	06/25/21 13:36	06/26/21 00:02	17060-07-0	
Percent Moisture	Analytical Method: SW-846 Pace Analytical Services - Charlotte								
Percent Moisture	**16.1**	%	0.10	0.10	1		06/25/21 14:40		N2

REPORT OF LABORATORY ANALYSIS

This report shall not be reproduced, except in full,
without the written consent of Pace Analytical Services, LLC.

Pace Analytical Services, LLC
9800 Kincey Ave. Suite 100
Huntersville, NC 28078
(704)875-9092

QUALITY CONTROL DATA

Project: CPC Huntersville/CPC 21018
Pace Project No.: 92546391

QC Batch: 629695 | Analysis Method: MADEP VPH
QC Batch Method: MADEP VPH | Analysis Description: VPH NC Soil
Laboratory: Pace Analytical Services - Charlotte
Associated Lab Samples: 92546391001, 92546391004, 92546391005

METHOD BLANK: 3309375 Matrix: Solid
Associated Lab Samples: 92546391001, 92546391004, 92546391005

Parameter	Units	Blank Result	Reporting Limit	MDL	Analyzed	Qualifiers
Aliphatic (C05-C08)	mg/kg	ND	2.5	2.5	06/25/21 16:17	N2
Aromatic (C09-C10)	mg/kg	ND	2.5	2.5	06/25/21 16:17	N2
4-Bromofluorobenzene (FID) (S)	%	101	70-130		06/25/21 16:17	
4-Bromofluorobenzene (PID) (S)	%	102	70-130		06/25/21 16:17	

LABORATORY CONTROL SAMPLE & LCSD: 3309376 3309377

Parameter	Units	Spike Conc.	LCS Result	LCSD Result	LCS % Rec	LCSD % Rec	% Rec Limits	RPD	Max RPD	Qualifiers
Aliphatic (C05-C08)	mg/kg	14.9	12.8	12.0	86	80	70-130	7	25	N2
Aromatic (C09-C10)	mg/kg	5	5.7	5.5	115	111	70-130	4	25	N2
4-Bromofluorobenzene (FID) (S)	%				105	104	70-130			
4-Bromofluorobenzene (PID) (S)	%				103	103	70-130			

Results presented on this page are in the units indicated by the "Units" column except where an alternate unit is presented to the right of the result.

REPORT OF LABORATORY ANALYSIS

This report shall not be reproduced, except in full,
without the written consent of Pace Analytical Services, LLC.

Pace Analytical Services, LLC
9800 Kincey Ave. Suite 100
Huntersville, NC 28078
(704)875-9092

QUALITY CONTROL DATA

Project: CPC Huntersville/CPC 21018
Pace Project No.: 92546391

QC Batch: 629826 | Analysis Method: MADEP VPH
QC Batch Method: MADEP VPH | Analysis Description: VPH NC Soil
Laboratory: Pace Analytical Services - Charlotte
Associated Lab Samples: 92546391002, 92546391006, 92546391007, 92546391008

METHOD BLANK: 3309912 Matrix: Solid
Associated Lab Samples: 92546391002, 92546391006, 92546391007, 92546391008

Parameter	Units	Blank Result	Reporting Limit	MDL	Analyzed	Qualifiers
Aliphatic (C05-C08)	mg/kg	ND	2.5	2.5	06/26/21 16:31	N2
Aromatic (C09-C10)	mg/kg	ND	2.5	2.5	06/26/21 16:31	N2
4-Bromofluorobenzene (FID) (S)	%	101	70-130		06/26/21 16:31	
4-Bromofluorobenzene (PID) (S)	%	102	70-130		06/26/21 16:31	

LABORATORY CONTROL SAMPLE & LCSD: 3309913 3309914

Parameter	Units	Spike Conc.	LCS Result	LCSD Result	LCS % Rec	LCSD % Rec	% Rec Limits	RPD	Max RPD	Qualifiers
Aliphatic (C05-C08)	mg/kg	15.2	13.3	12.4	88	82	70-130	7	25	N2
Aromatic (C09-C10)	mg/kg	5.1	5.7	5.6	113	111	70-130	2	25	N2
4-Bromofluorobenzene (FID) (S)	%				102	101	70-130			
4-Bromofluorobenzene (PID) (S)	%				100	99	70-130			

Results presented on this page are in the units indicated by the "Units" column except where an alternate unit is presented to the right of the result.

REPORT OF LABORATORY ANALYSIS

This report shall not be reproduced, except in full,
without the written consent of Pace Analytical Services, LLC.

Pace Analytical Services, LLC
9800 Kincey Ave. Suite 100
Huntersville, NC 28078
(704)875-9092

QUALITY CONTROL DATA

Project: CPC Huntersville/CPC 21018
Pace Project No.: 92546391

QC Batch: 629922
QC Batch Method: MADEP VPH
Analysis Method: MADEP VPH
Analysis Description: VPH NC Soil
Laboratory: Pace Analytical Services - Charlotte
Associated Lab Samples: 92546391003

METHOD BLANK: 3310145 Matrix: Solid
Associated Lab Samples: 92546391003

Parameter	Units	Blank Result	Reporting Limit	MDL	Analyzed	Qualifiers
Aliphatic (C05-C08)	mg/kg	ND	2.5	2.5	06/28/21 11:42	N2
Aromatic (C09-C10)	mg/kg	ND	2.5	2.5	06/28/21 11:42	N2
4-Bromofluorobenzene (FID) (S)	%	106	70-130		06/28/21 11:42	
4-Bromofluorobenzene (PID) (S)	%	105	70-130		06/28/21 11:42	

LABORATORY CONTROL SAMPLE & LCSD: 3310146 3310147

Parameter	Units	Spike Conc.	LCS Result	LCSD Result	LCS % Rec	LCSD % Rec	% Rec Limits	RPD	Max RPD	Qualifiers
Aliphatic (C05-C08)	mg/kg	15	11.9	13.8	79	92	70-130	15	25	N2
Aromatic (C09-C10)	mg/kg	5	4.7	5.3	95	106	70-130	12	25	N2
4-Bromofluorobenzene (FID) (S)	%				92	94	70-130			
4-Bromofluorobenzene (PID) (S)	%				91	92	70-130			

Results presented on this page are in the units indicated by the "Units" column except where an alternate unit is presented to the right of the result.

REPORT OF LABORATORY ANALYSIS

This report shall not be reproduced, except in full,
without the written consent of Pace Analytical Services, LLC.

Pace Analytical Services, LLC
9800 Kincey Ave. Suite 100
Huntersville, NC 28078
(704)875-9092

QUALITY CONTROL DATA

Project: CPC Huntersville/CPC 21018
Pace Project No.: 92546391

QC Batch: 629662 | Analysis Method: EPA 8260D
QC Batch Method: EPA 5035A/5030B | Analysis Description: 8260D 5035A 5030B
Laboratory: Pace Analytical Services - Charlotte
Associated Lab Samples: 92546391001, 92546391003, 92546391004, 92546391005, 92546391006, 92546391007, 92546391008

METHOD BLANK: 3309186 Matrix: Solid
Associated Lab Samples: 92546391001, 92546391003, 92546391004, 92546391005, 92546391006, 92546391007, 92546391008

Parameter	Units	Blank Result	Reporting Limit	MDL	Analyzed	Qualifiers
1,1,1,2-Tetrachloroethane	ug/kg	ND	5.0	1.9	06/25/21 17:55	
1,1,1-Trichloroethane	ug/kg	ND	5.0	2.6	06/25/21 17:55	
1,1,2,2-Tetrachloroethane	ug/kg	ND	5.0	1.3	06/25/21 17:55	
1,1,2-Trichloroethane	ug/kg	ND	5.0	1.7	06/25/21 17:55	
1,1-Dichloroethane	ug/kg	ND	5.0	2.1	06/25/21 17:55	
1,1-Dichloroethene	ug/kg	ND	5.0	2.1	06/25/21 17:55	
1,1-Dichloropropene	ug/kg	ND	5.0	2.4	06/25/21 17:55	
1,2,3-Trichlorobenzene	ug/kg	ND	5.0	4.0	06/25/21 17:55	
1,2,3-Trichloropropane	ug/kg	ND	5.0	2.5	06/25/21 17:55	
1,2,4-Trichlorobenzene	ug/kg	ND	5.0	4.2	06/25/21 17:55	
1,2,4-Trimethylbenzene	ug/kg	ND	5.0	1.4	06/25/21 17:55	
1,2-Dibromo-3-chloropropane	ug/kg	ND	5.0	1.9	06/25/21 17:55	
1,2-Dibromoethane (EDB)	ug/kg	ND	5.0	2.2	06/25/21 17:55	
1,2-Dichlorobenzene	ug/kg	ND	5.0	1.8	06/25/21 17:55	
1,2-Dichloroethane	ug/kg	ND	5.0	3.3	06/25/21 17:55	
1,2-Dichloropropane	ug/kg	ND	5.0	1.5	06/25/21 17:55	
1,3,5-Trimethylbenzene	ug/kg	ND	5.0	1.7	06/25/21 17:55	
1,3-Dichlorobenzene	ug/kg	ND	5.0	1.6	06/25/21 17:55	
1,3-Dichloropropane	ug/kg	ND	5.0	1.6	06/25/21 17:55	
1,4-Dichlorobenzene	ug/kg	ND	5.0	1.3	06/25/21 17:55	
2,2-Dichloropropane	ug/kg	ND	5.0	1.6	06/25/21 17:55	
2-Butanone (MEK)	ug/kg	ND	100	24.0	06/25/21 17:55	
2-Chlorotoluene	ug/kg	ND	5.0	1.8	06/25/21 17:55	
2-Hexanone	ug/kg	ND	50.0	4.8	06/25/21 17:55	
4-Chlorotoluene	ug/kg	ND	5.0	0.88	06/25/21 17:55	
4-Methyl-2-pentanone (MIBK)	ug/kg	ND	50.0	4.8	06/25/21 17:55	
Acetone	ug/kg	ND	100	32.1	06/25/21 17:55	
Benzene	ug/kg	ND	5.0	2.0	06/25/21 17:55	
Bromobenzene	ug/kg	ND	5.0	1.6	06/25/21 17:55	
Bromochloromethane	ug/kg	ND	5.0	1.5	06/25/21 17:55	
Bromodichloromethane	ug/kg	ND	5.0	1.9	06/25/21 17:55	
Bromoform	ug/kg	ND	5.0	1.8	06/25/21 17:55	
Bromomethane	ug/kg	ND	10.0	7.9	06/25/21 17:55	IK,v1
Carbon tetrachloride	ug/kg	ND	5.0	1.9	06/25/21 17:55	
Chlorobenzene	ug/kg	ND	5.0	0.96	06/25/21 17:55	
Chloroethane	ug/kg	ND	10.0	3.9	06/25/21 17:55	
Chloroform	ug/kg	ND	5.0	3.0	06/25/21 17:55	
Chloromethane	ug/kg	ND	10.0	4.2	06/25/21 17:55	
cis-1,2-Dichloroethene	ug/kg	ND	5.0	1.7	06/25/21 17:55	
cis-1,3-Dichloropropene	ug/kg	ND	5.0	1.4	06/25/21 17:55	

Results presented on this page are in the units indicated by the "Units" column except where an alternate unit is presented to the right of the result.

REPORT OF LABORATORY ANALYSIS

This report shall not be reproduced, except in full,
without the written consent of Pace Analytical Services, LLC.

Pace Analytical Services, LLC
9800 Kincey Ave. Suite 100
Huntersville, NC 28078
(704)875-9092

QUALITY CONTROL DATA

Project: CPC Huntersville/CPC 21018
Pace Project No.: 92546391

METHOD BLANK: 3309186 Matrix: Solid
Associated Lab Samples: 92546391001, 92546391003, 92546391004, 92546391005, 92546391006, 92546391007, 92546391008

Parameter	Units	Blank Result	Reporting Limit	MDL	Analyzed	Qualifiers
Dibromochloromethane	ug/kg	ND	5.0	2.8	06/25/21 17:55	
Dibromomethane	ug/kg	ND	5.0	1.1	06/25/21 17:55	
Dichlorodifluoromethane	ug/kg	ND	10.0	2.2	06/25/21 17:55	
Diisopropyl ether	ug/kg	ND	5.0	1.4	06/25/21 17:55	
Ethylbenzene	ug/kg	ND	5.0	2.3	06/25/21 17:55	
Hexachloro-1,3-butadiene	ug/kg	ND	10.0	8.2	06/25/21 17:55	
Isopropylbenzene (Cumene)	ug/kg	ND	5.0	1.7	06/25/21 17:55	
m&p-Xylene	ug/kg	ND	10.0	3.4	06/25/21 17:55	
Methyl-tert-butyl ether	ug/kg	ND	5.0	1.9	06/25/21 17:55	
Methylene Chloride	ug/kg	ND	20.0	13.7	06/25/21 17:55	
n-Butylbenzene	ug/kg	ND	5.0	2.4	06/25/21 17:55	
n-Propylbenzene	ug/kg	ND	5.0	1.8	06/25/21 17:55	
Naphthalene	ug/kg	ND	5.0	2.6	06/25/21 17:55	
o-Xylene	ug/kg	ND	5.0	2.2	06/25/21 17:55	
p-Isopropyltoluene	ug/kg	ND	5.0	2.5	06/25/21 17:55	
sec-Butylbenzene	ug/kg	ND	5.0	2.2	06/25/21 17:55	
Styrene	ug/kg	ND	5.0	1.3	06/25/21 17:55	
tert-Butylbenzene	ug/kg	ND	5.0	1.8	06/25/21 17:55	v2
Tetrachloroethene	ug/kg	ND	5.0	1.6	06/25/21 17:55	
Toluene	ug/kg	ND	5.0	1.4	06/25/21 17:55	
trans-1,2-Dichloroethene	ug/kg	ND	5.0	1.8	06/25/21 17:55	
trans-1,3-Dichloropropene	ug/kg	ND	5.0	1.7	06/25/21 17:55	
Trichloroethene	ug/kg	ND	5.0	1.3	06/25/21 17:55	
Trichlorofluoromethane	ug/kg	ND	5.0	2.8	06/25/21 17:55	
Vinyl acetate	ug/kg	ND	50.0	3.6	06/25/21 17:55	
Vinyl chloride	ug/kg	ND	10.0	2.5	06/25/21 17:55	
Xylene (Total)	ug/kg	ND	10.0	2.8	06/25/21 17:55	
1,2-Dichloroethane-d4 (S)	%	102	70-130		06/25/21 17:55	
4-Bromofluorobenzene (S)	%	92	69-134		06/25/21 17:55	
Toluene-d8 (S)	%	101	70-130		06/25/21 17:55	

LABORATORY CONTROL SAMPLE: 3309187

Parameter	Units	Spike Conc.	LCS Result	LCS % Rec	% Rec Limits	Qualifiers
1,1,1,2-Tetrachloroethane	ug/kg	1250	1260	101	70-130	
1,1,1-Trichloroethane	ug/kg	1250	1160	93	70-130	
1,1,2,2-Tetrachloroethane	ug/kg	1250	1230	98	70-130	
1,1,2-Trichloroethane	ug/kg	1250	1170	94	70-130	
1,1-Dichloroethane	ug/kg	1250	1390	111	70-130	
1,1-Dichloroethene	ug/kg	1250	1420	114	70-130	
1,1-Dichloropropene	ug/kg	1250	1290	103	70-130	
1,2,3-Trichlorobenzene	ug/kg	1250	1110	89	65-130	
1,2,3-Trichloropropane	ug/kg	1250	1240	99	70-130	
1,2,4-Trichlorobenzene	ug/kg	1250	1120	90	68-130	

Results presented on this page are in the units indicated by the "Units" column except where an alternate unit is presented to the right of the result.

REPORT OF LABORATORY ANALYSIS

This report shall not be reproduced, except in full,
without the written consent of Pace Analytical Services, LLC.

Pace Analytical Services, LLC
9800 Kincey Ave. Suite 100
Huntersville, NC 28078
(704)875-9092

QUALITY CONTROL DATA

Project: CPC Huntersville/CPC 21018
Pace Project No.: 92546391

LABORATORY CONTROL SAMPLE: 3309187

Parameter	Units	Spike Conc.	LCS Result	LCS % Rec	% Rec Limits	Qualifiers
1,2,4-Trimethylbenzene	ug/kg	1250	1240	99	70-130	
1,2-Dibromo-3-chloropropane	ug/kg	1250	1110	89	70-130	
1,2-Dibromoethane (EDB)	ug/kg	1250	1320	105	70-130	
1,2-Dichlorobenzene	ug/kg	1250	1230	99	70-130	
1,2-Dichloroethane	ug/kg	1250	1240	99	63-130	
1,2-Dichloropropane	ug/kg	1250	1370	110	70-130	
1,3,5-Trimethylbenzene	ug/kg	1250	1120	90	70-130	
1,3-Dichlorobenzene	ug/kg	1250	1230	99	70-130	
1,3-Dichloropropane	ug/kg	1250	1380	110	70-130	
1,4-Dichlorobenzene	ug/kg	1250	1250	100	70-130	
2,2-Dichloropropane	ug/kg	1250	1260	100	66-130	
2-Butanone (MEK)	ug/kg	2500	2570	103	70-130	
2-Chlorotoluene	ug/kg	1250	1220	97	70-130	
2-Hexanone	ug/kg	2500	2690	108	70-130	
4-Chlorotoluene	ug/kg	1250	1180	94	70-130	
4-Methyl-2-pentanone (MIBK)	ug/kg	2500	2690	108	70-130	
Acetone	ug/kg	2500	2660	106	69-130	
Benzene	ug/kg	1250	1320	105	70-130	
Bromobenzene	ug/kg	1250	1280	103	70-130	
Bromochloromethane	ug/kg	1250	1430	114	70-130	
Bromodichloromethane	ug/kg	1250	1170	94	69-130	
Bromoform	ug/kg	1250	1210	97	70-130	
Bromomethane	ug/kg	1250	2130	170	52-130	IK,L1,v1
Carbon tetrachloride	ug/kg	1250	1220	98	70-130	
Chlorobenzene	ug/kg	1250	1330	107	70-130	
Chloroethane	ug/kg	1250	1460	117	65-130	
Chloroform	ug/kg	1250	1240	99	70-130	
Chloromethane	ug/kg	1250	1500	120	55-130	
cis-1,2-Dichloroethene	ug/kg	1250	1360	109	70-130	
cis-1,3-Dichloropropene	ug/kg	1250	1270	101	70-130	
Dibromochloromethane	ug/kg	1250	1280	103	70-130	
Dibromomethane	ug/kg	1250	1350	108	70-130	
Dichlorodifluoromethane	ug/kg	1250	1340	107	45-156	
Diisopropyl ether	ug/kg	1250	1280	102	70-130	
Ethylbenzene	ug/kg	1250	1230	98	70-130	
Hexachloro-1,3-butadiene	ug/kg	1250	1110	89	66-130	
Isopropylbenzene (Cumene)	ug/kg	1250	1280	102	70-130	
m&p-Xylene	ug/kg	2500	2470	99	70-130	
Methyl-tert-butyl ether	ug/kg	1250	1250	100	70-130	
Methylene Chloride	ug/kg	1250	1490	120	65-130	
n-Butylbenzene	ug/kg	1250	1130	90	67-130	
n-Propylbenzene	ug/kg	1250	1160	93	70-130	
Naphthalene	ug/kg	1250	1050	84	70-130	
o-Xylene	ug/kg	1250	1240	100	70-130	
p-Isopropyltoluene	ug/kg	1250	1120	90	67-130	
sec-Butylbenzene	ug/kg	1250	1130	91	69-130	
Styrene	ug/kg	1250	1290	103	70-130	

Results presented on this page are in the units indicated by the "Units" column except where an alternate unit is presented to the right of the result.

REPORT OF LABORATORY ANALYSIS

This report shall not be reproduced, except in full,
without the written consent of Pace Analytical Services, LLC.

Pace Analytical Services, LLC
9800 Kincey Ave. Suite 100
Huntersville, NC 28078
(704)875-9092

QUALITY CONTROL DATA

Project: CPC Huntersville/CPC 21018
Pace Project No.: 92546391

LABORATORY CONTROL SAMPLE: 3309187

Parameter	Units	Spike Conc.	LCS Result	LCS % Rec	% Rec Limits	Qualifiers
tert-Butylbenzene	ug/kg	1250	893	71	67-130	v3
Tetrachloroethene	ug/kg	1250	1330	106	70-130	
Toluene	ug/kg	1250	1190	95	70-130	
trans-1,2-Dichloroethene	ug/kg	1250	1390	111	70-130	
trans-1,3-Dichloropropene	ug/kg	1250	1220	97	68-130	
Trichloroethene	ug/kg	1250	1300	104	70-130	
Trichlorofluoromethane	ug/kg	1250	1290	103	70-130	
Vinyl acetate	ug/kg	2500	2790	112	70-130	
Vinyl chloride	ug/kg	1250	1430	114	61-130	
Xylene (Total)	ug/kg	3750	3720	99	70-130	
1,2-Dichloroethane-d4 (S)	%			86	70-130	
4-Bromofluorobenzene (S)	%			97	69-134	
Toluene-d8 (S)	%			101	70-130	

MATRIX SPIKE SAMPLE: 3309189

Parameter	Units	92546325003 Result	Spike Conc.	MS Result	MS % Rec	% Rec Limits	Qualifiers
1,1,1,2-Tetrachloroethane	ug/kg	ND	670	648	97	70-131	
1,1,1-Trichloroethane	ug/kg	ND	670	638	95	65-133	
1,1,2,2-Tetrachloroethane	ug/kg	ND	670	649	97	66-130	
1,1,2-Trichloroethane	ug/kg	ND	670	649	97	66-133	
1,1-Dichloroethane	ug/kg	ND	670	756	113	65-130	
1,1-Dichloroethene	ug/kg	ND	670	835	125	10-158	
1,1-Dichloropropene	ug/kg	ND	670	714	107	68-133	
1,2,3-Trichlorobenzene	ug/kg	ND	670	566	84	27-138	
1,2,3-Trichloropropane	ug/kg	ND	670	609	91	67-130	
1,2,4-Trichlorobenzene	ug/kg	ND	670	589	88	51-134	
1,2,4-Trimethylbenzene	ug/kg	ND	670	651	97	63-136	
1,2-Dibromo-3-chloropropane	ug/kg	ND	670	529	79	32-130	
1,2-Dibromoethane (EDB)	ug/kg	ND	670	687	103	70-130	
1,2-Dichlorobenzene	ug/kg	ND	670	651	97	69-130	
1,2-Dichloroethane	ug/kg	ND	670	679	101	59-130	
1,2-Dichloropropane	ug/kg	ND	670	769	115	70-130	
1,3,5-Trimethylbenzene	ug/kg	ND	670	588	88	65-137	
1,3-Dichlorobenzene	ug/kg	ND	670	662	99	70-130	
1,3-Dichloropropane	ug/kg	ND	670	733	109	70-130	
1,4-Dichlorobenzene	ug/kg	ND	670	664	99	68-130	
2,2-Dichloropropane	ug/kg	ND	670	564	84	32-130	
2-Butanone (MEK)	ug/kg	ND	1340	1260	94	10-136	
2-Chlorotoluene	ug/kg	ND	670	640	95	69-141	
2-Hexanone	ug/kg	ND	1340	1280	95	10-144	
4-Chlorotoluene	ug/kg	ND	670	619	92	70-132	
4-Methyl-2-pentanone (MIBK)	ug/kg	ND	1340	1340	100	25-143	
Acetone	ug/kg	ND	1340	1180	88	10-130	
Benzene	ug/kg	ND	670	733	109	67-130	

Results presented on this page are in the units indicated by the "Units" column except where an alternate unit is presented to the right of the result.

REPORT OF LABORATORY ANALYSIS

This report shall not be reproduced, except in full,
without the written consent of Pace Analytical Services, LLC.

Pace Analytical Services, LLC
9800 Kincey Ave. Suite 100
Huntersville, NC 28078
(704)875-9092

QUALITY CONTROL DATA

Project: CPC Huntersville/CPC 21018
Pace Project No.: 92546391

MATRIX SPIKE SAMPLE: 3309189

Parameter	Units	92546325003 Result	Spike Conc.	MS Result	MS % Rec	% Rec Limits	Qualifiers
Bromobenzene	ug/kg	ND	670	667	100	70-130	
Bromochloromethane	ug/kg	ND	670	751	112	69-134	
Bromodichloromethane	ug/kg	ND	670	605	90	64-130	
Bromoform	ug/kg	ND	670	553	83	62-130	
Bromomethane	ug/kg	ND	670	705	105	20-176	IK,v1
Carbon tetrachloride	ug/kg	ND	670	644	96	65-140	
Chlorobenzene	ug/kg	ND	670	725	108	70-130	
Chloroethane	ug/kg	ND	670	258	38	10-130	
Chloroform	ug/kg	ND	670	672	100	63-130	
Chloromethane	ug/kg	ND	670	987	147	58-130	M1
cis-1,2-Dichloroethene	ug/kg	ND	670	763	114	66-130	
cis-1,3-Dichloropropene	ug/kg	ND	670	655	98	67-130	
Dibromochloromethane	ug/kg	ND	670	608	91	67-130	
Dibromomethane	ug/kg	ND	670	707	106	63-131	
Dichlorodifluoromethane	ug/kg	ND	670	770	115	44-180	
Diisopropyl ether	ug/kg	ND	670	689	103	63-130	
Ethylbenzene	ug/kg	ND	670	664	99	66-130	
Hexachloro-1,3-butadiene	ug/kg	ND	670	641	96	64-150	
Isopropylbenzene (Cumene)	ug/kg	ND	670	701	105	69-135	
m&p-Xylene	ug/kg	ND	1340	1320	98	60-133	
Methyl-tert-butyl ether	ug/kg	ND	670	654	98	65-130	
Methylene Chloride	ug/kg	ND	670	816	122	61-130	
n-Butylbenzene	ug/kg	ND	670	614	92	65-140	
n-Propylbenzene	ug/kg	ND	670	624	93	67-140	
Naphthalene	ug/kg	ND	670	505	75	15-145	
o-Xylene	ug/kg	ND	670	681	102	66-133	
p-Isopropyltoluene	ug/kg	ND	670	594	89	56-147	
sec-Butylbenzene	ug/kg	ND	670	629	94	65-139	
Styrene	ug/kg	ND	670	678	101	70-132	
tert-Butylbenzene	ug/kg	ND	670	492	73	62-135	v3
Tetrachloroethene	ug/kg	ND	670	697	104	70-135	
Toluene	ug/kg	4.6J	670	675	100	67-130	
trans-1,2-Dichloroethene	ug/kg	ND	670	771	115	69-130	
trans-1,3-Dichloropropene	ug/kg	ND	670	624	93	62-130	
Trichloroethene	ug/kg	ND	670	720	107	70-135	
Trichlorofluoromethane	ug/kg	ND	670	296	44	10-130	
Vinyl acetate	ug/kg	ND	1340	1360	102	53-130	
Vinyl chloride	ug/kg	ND	670	862	129	61-148	
Xylene (Total)	ug/kg	ND	2020	2000	100	63-132	
1,2-Dichloroethane-d4 (S)	%				114	70-130	
4-Bromofluorobenzene (S)	%				97	69-134	
Toluene-d8 (S)	%				102	70-130	

Results presented on this page are in the units indicated by the "Units" column except where an alternate unit is presented to the right of the result.

REPORT OF LABORATORY ANALYSIS

This report shall not be reproduced, except in full,
without the written consent of Pace Analytical Services, LLC.

Pace Analytical Services, LLC
9800 Kincey Ave. Suite 100
Huntersville, NC 28078
(704)875-9092

QUALITY CONTROL DATA

Project: CPC Huntersville/CPC 21018
Pace Project No.: 92546391

SAMPLE DUPLICATE: 3309188

Parameter	Units	92546325002 Result	Dup Result	RPD	Max RPD	Qualifiers
1,1,1,2-Tetrachloroethane	ug/kg	ND	ND		30	
1,1,1-Trichloroethane	ug/kg	ND	ND		30	
1,1,2,2-Tetrachloroethane	ug/kg	ND	ND		30	
1,1,2-Trichloroethane	ug/kg	ND	ND		30	
1,1-Dichloroethane	ug/kg	ND	ND		30	
1,1-Dichloroethene	ug/kg	ND	ND		30	
1,1-Dichloropropene	ug/kg	ND	ND		30	
1,2,3-Trichlorobenzene	ug/kg	ND	ND		30	
1,2,3-Trichloropropane	ug/kg	ND	ND		30	
1,2,4-Trichlorobenzene	ug/kg	ND	ND		30	
1,2,4-Trimethylbenzene	ug/kg	ND	ND		30	
1,2-Dibromo-3-chloropropane	ug/kg	ND	ND		30	
1,2-Dibromoethane (EDB)	ug/kg	ND	ND		30	
1,2-Dichlorobenzene	ug/kg	ND	ND		30	
1,2-Dichloroethane	ug/kg	ND	ND		30	
1,2-Dichloropropane	ug/kg	ND	ND		30	
1,3,5-Trimethylbenzene	ug/kg	ND	ND		30	
1,3-Dichlorobenzene	ug/kg	ND	ND		30	
1,3-Dichloropropane	ug/kg	ND	ND		30	
1,4-Dichlorobenzene	ug/kg	ND	ND		30	
2,2-Dichloropropane	ug/kg	ND	ND		30	
2-Butanone (MEK)	ug/kg	ND	ND		30	
2-Chlorotoluene	ug/kg	ND	ND		30	
2-Hexanone	ug/kg	ND	ND		30	
4-Chlorotoluene	ug/kg	ND	ND		30	
4-Methyl-2-pentanone (MIBK)	ug/kg	ND	ND		30	
Acetone	ug/kg	ND	ND		30	
Benzene	ug/kg	ND	ND		30	
Bromobenzene	ug/kg	ND	ND		30	
Bromochloromethane	ug/kg	ND	ND		30	
Bromodichloromethane	ug/kg	ND	ND		30	
Bromoform	ug/kg	ND	ND		30	
Bromomethane	ug/kg	ND	ND		30	IK,v1
Carbon tetrachloride	ug/kg	ND	ND		30	
Chlorobenzene	ug/kg	ND	ND		30	
Chloroethane	ug/kg	ND	ND		30	
Chloroform	ug/kg	ND	ND		30	
Chloromethane	ug/kg	ND	ND		30	
cis-1,2-Dichloroethene	ug/kg	ND	ND		30	
cis-1,3-Dichloropropene	ug/kg	ND	ND		30	
Dibromochloromethane	ug/kg	ND	ND		30	
Dibromomethane	ug/kg	ND	ND		30	
Dichlorodifluoromethane	ug/kg	ND	ND		30	
Diisopropyl ether	ug/kg	ND	ND		30	
Ethylbenzene	ug/kg	9.7	9.1	6	30	
Hexachloro-1,3-butadiene	ug/kg	ND	ND		30	
Isopropylbenzene (Cumene)	ug/kg	ND	ND		30	

Results presented on this page are in the units indicated by the "Units" column except where an alternate unit is presented to the right of the result.

REPORT OF LABORATORY ANALYSIS

This report shall not be reproduced, except in full,
without the written consent of Pace Analytical Services, LLC.

Pace Analytical Services, LLC
9800 Kincey Ave. Suite 100
Huntersville, NC 28078
(704)875-9092

QUALITY CONTROL DATA

Project: CPC Huntersville/CPC 21018
Pace Project No.: 92546391

SAMPLE DUPLICATE: 3309188

Parameter	Units	92546325002 Result	Dup Result	RPD	Max RPD	Qualifiers
m&p-Xylene	ug/kg	21.7	22.1	2	30	
Methyl-tert-butyl ether	ug/kg	ND	ND		30	
Methylene Chloride	ug/kg	ND	ND		30	
n-Butylbenzene	ug/kg	ND	ND		30	
n-Propylbenzene	ug/kg	ND	ND		30	
Naphthalene	ug/kg	ND	ND		30	
o-Xylene	ug/kg	7.5	7.7	3	30	
p-Isopropyltoluene	ug/kg	ND	ND		30	
sec-Butylbenzene	ug/kg	ND	ND		30	
Styrene	ug/kg	ND	ND		30	
tert-Butylbenzene	ug/kg	ND	ND		30	v2
Tetrachloroethene	ug/kg	ND	ND		30	
Toluene	ug/kg	13.9	12.6	10	30	C7
trans-1,2-Dichloroethene	ug/kg	ND	ND		30	
trans-1,3-Dichloropropene	ug/kg	ND	ND		30	
Trichloroethene	ug/kg	ND	ND		30	
Trichlorofluoromethane	ug/kg	ND	ND		30	
Vinyl acetate	ug/kg	ND	ND		30	
Vinyl chloride	ug/kg	ND	ND		30	
Xylene (Total)	ug/kg	29.1	29.8	2	30	
1,2-Dichloroethane-d4 (S)	%	100	100			
4-Bromofluorobenzene (S)	%	93	94			
Toluene-d8 (S)	%	101	102			

Results presented on this page are in the units indicated by the "Units" column except where an alternate unit is presented to the right of the result.

REPORT OF LABORATORY ANALYSIS

This report shall not be reproduced, except in full,
without the written consent of Pace Analytical Services, LLC.

Pace Analytical Services, LLC
9800 Kincey Ave. Suite 100
Huntersville, NC 28078
(704)875-9092

QUALITY CONTROL DATA

Project: CPC Huntersville/CPC 21018
Pace Project No.: 92546391

QC Batch: 630044
QC Batch Method: EPA 5035A/5030B
Analysis Method: EPA 8260D
Analysis Description: 8260D 5035A 5030B
Laboratory: Pace Analytical Services - Charlotte

Associated Lab Samples: 92546391002

METHOD BLANK: 3310760 Matrix: Solid
Associated Lab Samples: 92546391002

Parameter	Units	Blank Result	Reporting Limit	MDL	Analyzed	Qualifiers
1,1,1,2-Tetrachloroethane	ug/kg	ND	5.0	1.9	06/28/21 15:06	
1,1,1-Trichloroethane	ug/kg	ND	5.0	2.6	06/28/21 15:06	
1,1,2,2-Tetrachloroethane	ug/kg	ND	5.0	1.3	06/28/21 15:06	
1,1,2-Trichloroethane	ug/kg	ND	5.0	1.7	06/28/21 15:06	
1,1-Dichloroethane	ug/kg	ND	5.0	2.1	06/28/21 15:06	
1,1-Dichloroethene	ug/kg	ND	5.0	2.1	06/28/21 15:06	
1,1-Dichloropropene	ug/kg	ND	5.0	2.4	06/28/21 15:06	
1,2,3-Trichlorobenzene	ug/kg	ND	5.0	4.0	06/28/21 15:06	
1,2,3-Trichloropropane	ug/kg	ND	5.0	2.5	06/28/21 15:06	
1,2,4-Trichlorobenzene	ug/kg	ND	5.0	4.2	06/28/21 15:06	
1,2,4-Trimethylbenzene	ug/kg	ND	5.0	1.4	06/28/21 15:06	
1,2-Dibromo-3-chloropropane	ug/kg	ND	5.0	1.9	06/28/21 15:06	
1,2-Dibromoethane (EDB)	ug/kg	ND	5.0	2.2	06/28/21 15:06	
1,2-Dichlorobenzene	ug/kg	ND	5.0	1.8	06/28/21 15:06	
1,2-Dichloroethane	ug/kg	ND	5.0	3.3	06/28/21 15:06	
1,2-Dichloropropane	ug/kg	ND	5.0	1.5	06/28/21 15:06	
1,3,5-Trimethylbenzene	ug/kg	ND	5.0	1.7	06/28/21 15:06	
1,3-Dichlorobenzene	ug/kg	ND	5.0	1.6	06/28/21 15:06	
1,3-Dichloropropane	ug/kg	ND	5.0	1.6	06/28/21 15:06	
1,4-Dichlorobenzene	ug/kg	ND	5.0	1.3	06/28/21 15:06	
2,2-Dichloropropane	ug/kg	ND	5.0	1.6	06/28/21 15:06	
2-Butanone (MEK)	ug/kg	ND	100	24.0	06/28/21 15:06	
2-Chlorotoluene	ug/kg	ND	5.0	1.8	06/28/21 15:06	
2-Hexanone	ug/kg	ND	50.0	4.8	06/28/21 15:06	
4-Chlorotoluene	ug/kg	ND	5.0	0.88	06/28/21 15:06	
4-Methyl-2-pentanone (MIBK)	ug/kg	ND	50.0	4.8	06/28/21 15:06	
Acetone	ug/kg	ND	100	32.1	06/28/21 15:06	
Benzene	ug/kg	ND	5.0	2.0	06/28/21 15:06	
Bromobenzene	ug/kg	ND	5.0	1.6	06/28/21 15:06	
Bromochloromethane	ug/kg	ND	5.0	1.5	06/28/21 15:06	
Bromodichloromethane	ug/kg	ND	5.0	1.9	06/28/21 15:06	
Bromoform	ug/kg	ND	5.0	1.8	06/28/21 15:06	
Bromomethane	ug/kg	ND	10.0	7.9	06/28/21 15:06	IK
Carbon tetrachloride	ug/kg	ND	5.0	1.9	06/28/21 15:06	
Chlorobenzene	ug/kg	ND	5.0	0.96	06/28/21 15:06	
Chloroethane	ug/kg	ND	10.0	3.9	06/28/21 15:06	
Chloroform	ug/kg	ND	5.0	3.0	06/28/21 15:06	
Chloromethane	ug/kg	ND	10.0	4.2	06/28/21 15:06	
cis-1,2-Dichloroethene	ug/kg	ND	5.0	1.7	06/28/21 15:06	
cis-1,3-Dichloropropene	ug/kg	ND	5.0	1.4	06/28/21 15:06	

Results presented on this page are in the units indicated by the "Units" column except where an alternate unit is presented to the right of the result.

REPORT OF LABORATORY ANALYSIS

This report shall not be reproduced, except in full,
without the written consent of Pace Analytical Services, LLC.

Pace Analytical Services, LLC
9800 Kincey Ave. Suite 100
Huntersville, NC 28078
(704)875-9092

QUALITY CONTROL DATA

Project: CPC Huntersville/CPC 21018
Pace Project No.: 92546391

METHOD BLANK: 3310760 Matrix: Solid
Associated Lab Samples: 92546391002

Parameter	Units	Blank Result	Reporting Limit	MDL	Analyzed	Qualifiers
Dibromochloromethane	ug/kg	ND	5.0	2.8	06/28/21 15:06	
Dibromomethane	ug/kg	ND	5.0	1.1	06/28/21 15:06	
Dichlorodifluoromethane	ug/kg	ND	10.0	2.2	06/28/21 15:06	
Diisopropyl ether	ug/kg	ND	5.0	1.4	06/28/21 15:06	
Ethylbenzene	ug/kg	ND	5.0	2.3	06/28/21 15:06	
Hexachloro-1,3-butadiene	ug/kg	ND	10.0	8.2	06/28/21 15:06	
Isopropylbenzene (Cumene)	ug/kg	ND	5.0	1.7	06/28/21 15:06	
m&p-Xylene	ug/kg	ND	10.0	3.4	06/28/21 15:06	
Methyl-tert-butyl ether	ug/kg	ND	5.0	1.9	06/28/21 15:06	
Methylene Chloride	ug/kg	ND	20.0	13.7	06/28/21 15:06	
n-Butylbenzene	ug/kg	ND	5.0	2.4	06/28/21 15:06	
n-Propylbenzene	ug/kg	ND	5.0	1.8	06/28/21 15:06	
Naphthalene	ug/kg	ND	5.0	2.6	06/28/21 15:06	
o-Xylene	ug/kg	ND	5.0	2.2	06/28/21 15:06	
p-Isopropyltoluene	ug/kg	ND	5.0	2.5	06/28/21 15:06	
sec-Butylbenzene	ug/kg	ND	5.0	2.2	06/28/21 15:06	
Styrene	ug/kg	ND	5.0	1.3	06/28/21 15:06	
tert-Butylbenzene	ug/kg	ND	5.0	1.8	06/28/21 15:06	
Tetrachloroethene	ug/kg	ND	5.0	1.6	06/28/21 15:06	
Toluene	ug/kg	ND	5.0	1.4	06/28/21 15:06	
trans-1,2-Dichloroethene	ug/kg	ND	5.0	1.8	06/28/21 15:06	
trans-1,3-Dichloropropene	ug/kg	ND	5.0	1.7	06/28/21 15:06	
Trichloroethene	ug/kg	ND	5.0	1.3	06/28/21 15:06	
Trichlorofluoromethane	ug/kg	ND	5.0	2.8	06/28/21 15:06	
Vinyl acetate	ug/kg	ND	50.0	3.6	06/28/21 15:06	
Vinyl chloride	ug/kg	ND	10.0	2.5	06/28/21 15:06	
Xylene (Total)	ug/kg	ND	10.0	2.8	06/28/21 15:06	
1,2-Dichloroethane-d4 (S)	%	113	70-130		06/28/21 15:06	
4-Bromofluorobenzene (S)	%	98	69-134		06/28/21 15:06	
Toluene-d8 (S)	%	100	70-130		06/28/21 15:06	

LABORATORY CONTROL SAMPLE: 3310761

Parameter	Units	Spike Conc.	LCS Result	LCS % Rec	% Rec Limits	Qualifiers
1,1,1,2-Tetrachloroethane	ug/kg	1250	1110	89	70-130	
1,1,1-Trichloroethane	ug/kg	1250	993	79	70-130	
1,1,2,2-Tetrachloroethane	ug/kg	1250	1040	83	70-130	
1,1,2-Trichloroethane	ug/kg	1250	1000	80	70-130	
1,1-Dichloroethane	ug/kg	1250	1120	90	70-130	
1,1-Dichloroethene	ug/kg	1250	1150	92	70-130	
1,1-Dichloropropene	ug/kg	1250	1090	87	70-130	
1,2,3-Trichlorobenzene	ug/kg	1250	1150	92	65-130	
1,2,3-Trichloropropane	ug/kg	1250	1100	88	70-130	
1,2,4-Trichlorobenzene	ug/kg	1250	1160	92	68-130	

Results presented on this page are in the units indicated by the "Units" column except where an alternate unit is presented to the right of the result.

REPORT OF LABORATORY ANALYSIS

This report shall not be reproduced, except in full,
without the written consent of Pace Analytical Services, LLC.

Pace Analytical Services, LLC
9800 Kincey Ave. Suite 100
Huntersville, NC 28078
(704)875-9092

QUALITY CONTROL DATA

Project: CPC Huntersville/CPC 21018
Pace Project No.: 92546391

LABORATORY CONTROL SAMPLE: 3310761

Parameter	Units	Spike Conc.	LCS Result	LCS % Rec	% Rec Limits	Qualifiers
1,2,4-Trimethylbenzene	ug/kg	1250	1140	92	70-130	
1,2-Dibromo-3-chloropropane	ug/kg	1250	1050	84	70-130	
1,2-Dibromoethane (EDB)	ug/kg	1250	1100	88	70-130	
1,2-Dichlorobenzene	ug/kg	1250	1120	89	70-130	
1,2-Dichloroethane	ug/kg	1250	1040	84	63-130	
1,2-Dichloropropane	ug/kg	1250	1100	88	70-130	
1,3,5-Trimethylbenzene	ug/kg	1250	1140	91	70-130	
1,3-Dichlorobenzene	ug/kg	1250	1110	89	70-130	
1,3-Dichloropropane	ug/kg	1250	1130	90	70-130	
1,4-Dichlorobenzene	ug/kg	1250	1100	88	70-130	
2,2-Dichloropropane	ug/kg	1250	1030	83	66-130	
2-Butanone (MEK)	ug/kg	2500	2100	84	70-130	
2-Chlorotoluene	ug/kg	1250	1180	94	70-130	
2-Hexanone	ug/kg	2500	2230	89	70-130	
4-Chlorotoluene	ug/kg	1250	1110	89	70-130	
4-Methyl-2-pentanone (MIBK)	ug/kg	2500	2170	87	70-130	
Acetone	ug/kg	2500	2070	83	69-130	
Benzene	ug/kg	1250	1070	86	70-130	
Bromobenzene	ug/kg	1250	1170	93	70-130	
Bromochloromethane	ug/kg	1250	1100	88	70-130	
Bromodichloromethane	ug/kg	1250	987	79	69-130	
Bromoform	ug/kg	1250	1060	85	70-130	
Bromomethane	ug/kg	1250	1300	104	52-130	IK
Carbon tetrachloride	ug/kg	1250	1100	88	70-130	
Chlorobenzene	ug/kg	1250	1130	91	70-130	
Chloroethane	ug/kg	1250	1190	95	65-130	
Chloroform	ug/kg	1250	1170	94	70-130	
Chloromethane	ug/kg	1250	946	76	55-130	
cis-1,2-Dichloroethene	ug/kg	1250	1100	88	70-130	
cis-1,3-Dichloropropene	ug/kg	1250	1090	87	70-130	
Dibromochloromethane	ug/kg	1250	1110	89	70-130	
Dibromomethane	ug/kg	1250	1080	86	70-130	
Dichlorodifluoromethane	ug/kg	1250	937	75	45-156	
Diisopropyl ether	ug/kg	1250	1040	83	70-130	
Ethylbenzene	ug/kg	1250	1240	99	70-130	
Hexachloro-1,3-butadiene	ug/kg	1250	1240	99	66-130	
Isopropylbenzene (Cumene)	ug/kg	1250	1160	93	70-130	
m&p-Xylene	ug/kg	2500	2280	91	70-130	
Methyl-tert-butyl ether	ug/kg	1250	1030	83	70-130	
Methylene Chloride	ug/kg	1250	1160	93	65-130	
n-Butylbenzene	ug/kg	1250	1220	98	67-130	
n-Propylbenzene	ug/kg	1250	1210	97	70-130	
Naphthalene	ug/kg	1250	1070	86	70-130	
o-Xylene	ug/kg	1250	1140	91	70-130	
p-Isopropyltoluene	ug/kg	1250	1160	93	67-130	
sec-Butylbenzene	ug/kg	1250	1160	93	69-130	
Styrene	ug/kg	1250	1140	91	70-130	

Results presented on this page are in the units indicated by the "Units" column except where an alternate unit is presented to the right of the result.

REPORT OF LABORATORY ANALYSIS

This report shall not be reproduced, except in full,
without the written consent of Pace Analytical Services, LLC.

Pace Analytical Services, LLC
9800 Kincey Ave. Suite 100
Huntersville, NC 28078
(704)875-9092

QUALITY CONTROL DATA

Project: CPC Huntersville/CPC 21018
Pace Project No.: 92546391

LABORATORY CONTROL SAMPLE: 3310761

Parameter	Units	Spike Conc.	LCS Result	LCS % Rec	% Rec Limits	Qualifiers
tert-Butylbenzene	ug/kg	1250	1090	87	67-130	
Tetrachloroethene	ug/kg	1250	1050	84	70-130	
Toluene	ug/kg	1250	1040	83	70-130	
trans-1,2-Dichloroethene	ug/kg	1250	1120	90	70-130	
trans-1,3-Dichloropropene	ug/kg	1250	1090	87	68-130	
Trichloroethene	ug/kg	1250	1090	87	70-130	
Trichlorofluoromethane	ug/kg	1250	1090	87	70-130	
Vinyl acetate	ug/kg	2500	2360	94	70-130	
Vinyl chloride	ug/kg	1250	1090	87	61-130	
Xylene (Total)	ug/kg	3750	3420	91	70-130	
1,2-Dichloroethane-d4 (S)	%			101	70-130	
4-Bromofluorobenzene (S)	%			97	69-134	
Toluene-d8 (S)	%			101	70-130	

MATRIX SPIKE SAMPLE: 3310763

Parameter	Units	92545115001 Result	Spike Conc.	MS Result	MS % Rec	% Rec Limits	Qualifiers
1,1,1,2-Tetrachloroethane	ug/kg	<2.5	650	474	73	70-131	
1,1,1-Trichloroethane	ug/kg	<3.4	650	450	69	65-133	
1,1,2,2-Tetrachloroethane	ug/kg	<1.7	650	447	69	66-130	
1,1,2-Trichloroethane	ug/kg	<2.2	650	427	66	66-133	
1,1-Dichloroethane	ug/kg	<2.7	650	494	76	65-130	
1,1-Dichloroethene	ug/kg	<2.7	650	567	87	10-158	
1,1-Dichloropropene	ug/kg	<3.1	650	497	76	68-133	
1,2,3-Trichlorobenzene	ug/kg	<5.3	650	508	78	27-138	
1,2,3-Trichloropropane	ug/kg	<3.3	650	466	72	67-130	
1,2,4-Trichlorobenzene	ug/kg	<5.5	650	503	77	51-134	
1,2,4-Trimethylbenzene	ug/kg	<1.8	650	480	74	63-136	
1,2-Dibromo-3-chloropropane	ug/kg	<2.5	650	397	61	32-130	
1,2-Dibromoethane (EDB)	ug/kg	<2.9	650	491	76	70-130	
1,2-Dichlorobenzene	ug/kg	<2.3	650	475	73	69-130	
1,2-Dichloroethane	ug/kg	<4.3	650	476	73	59-130	
1,2-Dichloropropane	ug/kg	<1.9	650	484	74	70-130	
1,3,5-Trimethylbenzene	ug/kg	<2.2	650	491	76	65-137	
1,3-Dichlorobenzene	ug/kg	<2.0	650	478	74	70-130	
1,3-Dichloropropane	ug/kg	<2.0	650	512	79	70-130	
1,4-Dichlorobenzene	ug/kg	<1.7	650	479	74	68-130	
2,2-Dichloropropane	ug/kg	<2.1	650	426	66	32-130	
2-Butanone (MEK)	ug/kg	<31.2	1300	833	64	10-136	
2-Chlorotoluene	ug/kg	<2.3	650	501	77	69-141	
2-Hexanone	ug/kg	<6.3	1300	908	70	10-144	
4-Chlorotoluene	ug/kg	<1.2	650	469	72	70-132	
4-Methyl-2-pentanone (MIBK)	ug/kg	<6.3	1300	904	70	25-143	
Acetone	ug/kg	<41.7	1300	818	63	10-130	
Benzene	ug/kg	<2.6	650	485	75	67-130	

Results presented on this page are in the units indicated by the "Units" column except where an alternate unit is presented to the right of the result.

REPORT OF LABORATORY ANALYSIS

This report shall not be reproduced, except in full,
without the written consent of Pace Analytical Services, LLC.

Pace Analytical Services, LLC
9800 Kincey Ave. Suite 100
Huntersville, NC 28078
(704)875-9092

QUALITY CONTROL DATA

Project: CPC Huntersville/CPC 21018
Pace Project No.: 92546391

MATRIX SPIKE SAMPLE: 3310763

Parameter	Units	92545115001 Result	Spike Conc.	MS Result	MS % Rec	% Rec Limits	Qualifiers
Bromobenzene	ug/kg	<2.1	650	486	75	70-130	
Bromochloromethane	ug/kg	<1.9	650	463	71	69-134	
Bromodichloromethane	ug/kg	<2.5	650	409	63	64-130	M1
Bromoform	ug/kg	<2.3	650	398	61	62-130	M1
Bromomethane	ug/kg	<10.3	650	332	51	20-176	IK
Carbon tetrachloride	ug/kg	<2.4	650	462	71	65-140	
Chlorobenzene	ug/kg	<1.2	650	511	79	70-130	
Chloroethane	ug/kg	<5.0	650	206	32	10-130	
Chloroform	ug/kg	<4.0	650	510	79	63-130	
Chloromethane	ug/kg	<5.5	650	549	84	58-130	
cis-1,2-Dichloroethene	ug/kg	<2.2	650	496	76	66-130	
cis-1,3-Dichloropropene	ug/kg	<1.8	650	456	70	67-130	
Dibromochloromethane	ug/kg	<3.7	650	435	67	67-130	
Dibromomethane	ug/kg	<1.4	650	465	71	63-131	
Dichlorodifluoromethane	ug/kg	<2.8	650	488	75	44-180	
Diisopropyl ether	ug/kg	<1.8	650	454	70	63-130	
Ethylbenzene	ug/kg	<3.0	650	555	85	66-130	
Hexachloro-1,3-butadiene	ug/kg	<10.6	650	558	86	64-150	
Isopropylbenzene (Cumene)	ug/kg	<2.2	650	529	81	69-135	
m&p-Xylene	ug/kg	<4.4	1300	1030	80	60-133	
Methyl-tert-butyl ether	ug/kg	<2.4	650	446	69	65-130	
Methylene Chloride	ug/kg	<17.8	650	558	86	61-130	
n-Butylbenzene	ug/kg	<3.1	650	543	84	65-140	
n-Propylbenzene	ug/kg	<2.3	650	524	81	67-140	
Naphthalene	ug/kg	<3.4	650	461	71	15-145	
o-Xylene	ug/kg	<2.9	650	506	78	66-133	
p-Isopropyltoluene	ug/kg	<3.2	650	498	77	56-147	
sec-Butylbenzene	ug/kg	<2.9	650	527	81	65-139	
Styrene	ug/kg	<1.7	650	481	74	70-132	
tert-Butylbenzene	ug/kg	<2.3	650	485	75	62-135	
Tetrachloroethene	ug/kg	<2.1	650	470	72	70-135	
Toluene	ug/kg	<1.8	650	473	73	67-130	
trans-1,2-Dichloroethene	ug/kg	<2.3	650	509	78	69-130	
trans-1,3-Dichloropropene	ug/kg	<2.2	650	441	68	62-130	
Trichloroethene	ug/kg	<1.7	650	489	75	70-135	
Trichlorofluoromethane	ug/kg	<3.6	650	165	25	10-130	
Vinyl acetate	ug/kg	<4.7	1300	1000	77	53-130	
Vinyl chloride	ug/kg	<3.3	650	517	80	61-148	
Xylene (Total)	ug/kg	<3.7	1950	1540	79	63-132	
1,2-Dichloroethane-d4 (S)	%				110	70-130	
4-Bromofluorobenzene (S)	%				98	69-134	
Toluene-d8 (S)	%				100	70-130	

Results presented on this page are in the units indicated by the "Units" column except where an alternate unit is presented to the right of the result.

REPORT OF LABORATORY ANALYSIS

This report shall not be reproduced, except in full,
without the written consent of Pace Analytical Services, LLC.

Pace Analytical Services, LLC
9800 Kincey Ave. Suite 100
Huntersville, NC 28078
(704)875-9092

QUALITY CONTROL DATA

Project: CPC Huntersville/CPC 21018
Pace Project No.: 92546391

SAMPLE DUPLICATE: 3310762

Parameter	Units	92546385002 Result	Dup Result	RPD	Max RPD	Qualifiers
1,1,1,2-Tetrachloroethane	ug/kg	<2.4	ND		30	
1,1,1-Trichloroethane	ug/kg	<3.2	ND		30	
1,1,2,2-Tetrachloroethane	ug/kg	<1.6	ND		30	
1,1,2-Trichloroethane	ug/kg	<2.1	ND		30	
1,1-Dichloroethane	ug/kg	<2.6	ND		30	
1,1-Dichloroethene	ug/kg	<2.6	ND		30	
1,1-Dichloropropene	ug/kg	<3.0	ND		30	
1,2,3-Trichlorobenzene	ug/kg	<5.0	ND		30	
1,2,3-Trichloropropane	ug/kg	<3.1	ND		30	
1,2,4-Trichlorobenzene	ug/kg	<5.2	ND		30	
1,2,4-Trimethylbenzene	ug/kg	49.1	33.9	37	30	D6
1,2-Dibromo-3-chloropropane	ug/kg	<2.4	ND		30	
1,2-Dibromoethane (EDB)	ug/kg	<2.7	ND		30	
1,2-Dichlorobenzene	ug/kg	<2.2	ND		30	
1,2-Dichloroethane	ug/kg	<4.1	ND		30	
1,2-Dichloropropane	ug/kg	<1.9	ND		30	
1,3,5-Trimethylbenzene	ug/kg	<2.1	ND		30	
1,3-Dichlorobenzene	ug/kg	<1.9	ND		30	
1,3-Dichloropropane	ug/kg	<1.9	ND		30	
1,4-Dichlorobenzene	ug/kg	<1.6	ND		30	
2,2-Dichloropropane	ug/kg	<2.0	ND		30	
2-Butanone (MEK)	ug/kg	<29.8	ND		30	
2-Chlorotoluene	ug/kg	<2.2	ND		30	
2-Hexanone	ug/kg	<6.0	ND		30	
4-Chlorotoluene	ug/kg	<1.1	ND		30	
4-Methyl-2-pentanone (MIBK)	ug/kg	<6.0	ND		30	
Acetone	ug/kg	<39.8	ND		30	
Benzene	ug/kg	50.5	33.8	40	30	D6
Bromobenzene	ug/kg	<2.0	ND		30	
Bromochloromethane	ug/kg	<1.8	ND		30	
Bromodichloromethane	ug/kg	<2.4	ND		30	
Bromoform	ug/kg	<2.2	ND		30	
Bromomethane	ug/kg	<9.8	ND		30	IK
Carbon tetrachloride	ug/kg	<2.3	ND		30	
Chlorobenzene	ug/kg	<1.2	ND		30	
Chloroethane	ug/kg	<4.8	ND		30	
Chloroform	ug/kg	<3.8	ND		30	
Chloromethane	ug/kg	<5.2	ND		30	
cis-1,2-Dichloroethene	ug/kg	<2.1	ND		30	
cis-1,3-Dichloropropene	ug/kg	<1.7	ND		30	
Dibromochloromethane	ug/kg	<3.5	ND		30	
Dibromomethane	ug/kg	<1.3	ND		30	
Dichlorodifluoromethane	ug/kg	<2.7	ND		30	
Diisopropyl ether	ug/kg	<1.7	ND		30	
Ethylbenzene	ug/kg	25.6	15.9	47	30	D6
Hexachloro-1,3-butadiene	ug/kg	<10.2	ND		30	
Isopropylbenzene (Cumene)	ug/kg	<2.1	ND		30	

Results presented on this page are in the units indicated by the "Units" column except where an alternate unit is presented to the right of the result.

REPORT OF LABORATORY ANALYSIS

This report shall not be reproduced, except in full,
without the written consent of Pace Analytical Services, LLC.

Pace Analytical Services, LLC
9800 Kincey Ave. Suite 100
Huntersville, NC 28078
(704)875-9092

QUALITY CONTROL DATA

Project: CPC Huntersville/CPC 21018
Pace Project No.: 92546391

SAMPLE DUPLICATE: 3310762

Parameter	Units	92546385002 Result	Dup Result	RPD	Max RPD	Qualifiers
m&p-Xylene	ug/kg	98.9	68.5	36	30	D6
Methyl-tert-butyl ether	ug/kg	7.1	3.4J		30	
Methylene Chloride	ug/kg	<17.0	ND		30	
n-Butylbenzene	ug/kg	<2.9	ND		30	
n-Propylbenzene	ug/kg	<2.2	ND		30	
Naphthalene	ug/kg	<3.3	ND		30	
o-Xylene	ug/kg	21.7	14.4	40	30	D6
p-Isopropyltoluene	ug/kg	<3.1	ND		30	
sec-Butylbenzene	ug/kg	<2.7	ND		30	
Styrene	ug/kg	<1.6	ND		30	
tert-Butylbenzene	ug/kg	<2.2	ND		30	
Tetrachloroethene	ug/kg	<2.0	ND		30	
Toluene	ug/kg	9.4	6.9	30	30	
trans-1,2-Dichloroethene	ug/kg	<2.2	ND		30	
trans-1,3-Dichloropropene	ug/kg	<2.1	ND		30	
Trichloroethene	ug/kg	<1.6	ND		30	
Trichlorofluoromethane	ug/kg	<3.4	ND		30	
Vinyl acetate	ug/kg	<4.5	ND		30	
Vinyl chloride	ug/kg	<3.2	ND		30	
Xylene (Total)	ug/kg	121	82.9	37	30	
1,2-Dichloroethane-d4 (S)	%	108	110			
4-Bromofluorobenzene (S)	%	99	101			
Toluene-d8 (S)	%	102	101			

Results presented on this page are in the units indicated by the "Units" column except where an alternate unit is presented to the right of the result.

REPORT OF LABORATORY ANALYSIS

This report shall not be reproduced, except in full,
without the written consent of Pace Analytical Services, LLC.

Pace Analytical Services, LLC
9800 Kincey Ave. Suite 100
Huntersville, NC 28078
(704)875-9092

QUALITY CONTROL DATA

Project: CPC Huntersville/CPC 21018
Pace Project No.: 92546391

QC Batch: 629712
QC Batch Method: SW-846
Analysis Method: SW-846
Analysis Description: Dry Weight/Percent Moisture
Laboratory: Pace Analytical Services - Charlotte
Associated Lab Samples: 92546391001, 92546391002, 92546391003, 92546391004, 92546391005, 92546391006, 92546391007, 92546391008

SAMPLE DUPLICATE: 3309401

Parameter	Units	92546156001 Result	Dup Result	RPD	Max RPD	Qualifiers
Percent Moisture	%	97.0	96.9	0	25	N2

SAMPLE DUPLICATE: 3309402

Parameter	Units	92546412004 Result	Dup Result	RPD	Max RPD	Qualifiers
Percent Moisture	%	9.3	9.3	0	25	N2

Results presented on this page are in the units indicated by the "Units" column except where an alternate unit is presented to the right of the result.

REPORT OF LABORATORY ANALYSIS

This report shall not be reproduced, except in full,
without the written consent of Pace Analytical Services, LLC.

Pace Analytical Services, LLC
9800 Kincey Ave. Suite 100
Huntersville, NC 28078
(704)875-9092

QUALIFIERS

Project: CPC Huntersville/CPC 21018
Pace Project No.: 92546391

DEFINITIONS

DF - Dilution Factor, if reported, represents the factor applied to the reported data due to dilution of the sample aliquot.

ND - Not Detected at or above adjusted reporting limit.

TNTC - Too Numerous To Count

J - Estimated concentration above the adjusted method detection limit and below the adjusted reporting limit.

MDL - Adjusted Method Detection Limit.

PQL - Practical Quantitation Limit.

RL - Reporting Limit - The lowest concentration value that meets project requirements for quantitative data with known precision and bias for a specific analyte in a specific matrix.

S - Surrogate

1,2-Diphenylhydrazine decomposes to and cannot be separated from Azobenzene using Method 8270. The result for each analyte is a combined concentration.

Consistent with EPA guidelines, unrounded data are displayed and have been used to calculate % recovery and RPD values.

LCS(D) - Laboratory Control Sample (Duplicate)

MS(D) - Matrix Spike (Duplicate)

DUP - Sample Duplicate

RPD - Relative Percent Difference

NC - Not Calculable.

SG - Silica Gel - Clean-Up

U - Indicates the compound was analyzed for, but not detected.

Acid preservation may not be appropriate for 2 Chloroethylvinyl ether.

A separate vial preserved to a pH of 4-5 is recommended in SW846 Chapter 4 for the analysis of Acrolein and Acrylonitrile by EPA Method 8260.

N-Nitrosodiphenylamine decomposes and cannot be separated from Diphenylamine using Method 8270. The result reported for each analyte is a combined concentration.

Pace Analytical is TNI accredited. Contact your Pace PM for the current list of accredited analytes.

TNI - The NELAC Institute.

ANALYTE QUALIFIERS

C7	Analyte is a possible laboratory contaminant (not present in method blank).
D6	The precision between the sample and sample duplicate exceeded laboratory control limits.
IK	The recalculated concentration of the calibration standard(s) did not meet method acceptance criteria; this result should be considered an estimated value.
L1	Analyte recovery in the laboratory control sample (LCS) was above QC limits. Results for this analyte in associated samples may be biased high.
M1	Matrix spike recovery exceeded QC limits. Batch accepted based on laboratory control sample (LCS) recovery.
N2	The lab does not hold NELAC/TNI accreditation for this parameter but other accreditations/certifications may apply. A complete list of accreditations/certifications is available upon request.
v1	The continuing calibration verification was above the method acceptance limit. Any detection for the analyte in the associated samples may have a high bias.
v2	The continuing calibration verification was below the method acceptance limit. The analyte was not detected in the associated samples and the sensitivity of the instrument was verified with a reporting limit check standard.
v3	The continuing calibration verification was below the method acceptance limit. Any detection for the analyte in the associated samples may have low bias.

This report shall not be reproduced, except in full,
without the written consent of Pace Analytical Services, LLC.

Pace Analytical Services, LLC
9800 Kincey Ave. Suite 100
Huntersville, NC 28078
(704)875-9092

QUALITY CONTROL DATA CROSS REFERENCE TABLE

Project: CPC Huntersville/CPC 21018
Pace Project No.: 92546391

Lab ID	Sample ID	QC Batch Method	QC Batch	Analytical Method	Analytical Batch
92546391001	**BB9 0-2**	MADEP VPH	629695	MADEP VPH	629725
92546391002	**BB9 22-24**	MADEP VPH	629826	MADEP VPH	629876
92546391003	**BA9 0-2**	MADEP VPH	629922	MADEP VPH	629923
92546391004	**BA9 6-8**	MADEP VPH	629695	MADEP VPH	629725
92546391005	**BC9 0-2**	MADEP VPH	629695	MADEP VPH	629725
92546391006	**BC9 20-22.5**	MADEP VPH	629826	MADEP VPH	629876
92546391007	**BC8 0-2**	MADEP VPH	629826	MADEP VPH	629876
92546391008	**BC8 18-20**	MADEP VPH	629826	MADEP VPH	629876
92546391001	**BB9 0-2**	EPA 5035A/5030B	629662	EPA 8260D	629704
92546391002	**BB9 22-24**	EPA 5035A/5030B	630044	EPA 8260D	630090
92546391003	**BA9 0-2**	EPA 5035A/5030B	629662	EPA 8260D	629704
92546391004	**BA9 6-8**	EPA 5035A/5030B	629662	EPA 8260D	629704
92546391005	**BC9 0-2**	EPA 5035A/5030B	629662	EPA 8260D	629704
92546391006	**BC9 20-22.5**	EPA 5035A/5030B	629662	EPA 8260D	629704
92546391007	**BC8 0-2**	EPA 5035A/5030B	629662	EPA 8260D	629704
92546391008	**BC8 18-20**	EPA 5035A/5030B	629662	EPA 8260D	629704
92546391001	**BB9 0-2**	SW-846	629712		
92546391002	**BB9 22-24**	SW-846	629712		
92546391003	**BA9 0-2**	SW-846	629712		
92546391004	**BA9 6-8**	SW-846	629712		
92546391005	**BC9 0-2**	SW-846	629712		
92546391006	**BC9 20-22.5**	SW-846	629712		
92546391007	**BC8 0-2**	SW-846	629712		
92546391008	**BC8 18-20**	SW-846	629712		

This report shall not be reproduced, except in full,
without the written consent of Pace Analytical Services, LLC.

Pace Analytical®

CHAIN-OF-CUSTODY Analytical Request Document

Chain-of-Custody is a LEGAL DOCUMENT - Complete all relevent fields

LAB USE ONLY- Affix Workorder/Login Label Here or List Pace W...

WO# : 92546391

ALL

92546391

Container Preser

6 | 6

** Preservative Types: (1) nitric acid, (2) sulfuric acid, (3) hydrochloric acid, (4) sodium hydroxide, (5) zinc acetate, (6) methanol, (7) sodium bisulfate, (8) sodium thiosulfate, (9) hexane, (A) ascorbic acid, (B) ammonium sulfate, (C) ammonium hydroxide, (D) TSP, (U) Unpreserved, (O) Other _____

Company: APEX COMPANIES, LLC

Address: 5900 NORTHWOODS BUSINESS PKWY, STE O

Report To: ANDREW STREET

Copy To: JOAN STRECKER

Customer Project Name/Number: CPC HUNTERSVILLE / CPC 21018

Billing Information:

Email To:

Site Collection Info/Address:

State: / County/City: Time Zone Collected: [ ] PT [ ] MT [ ] CT [X] ET

Phone:
Email:

Site/Facility ID #:

Compliance Monitoring? [ ] Yes [ ] No

Collected By (print): CHRIS REEVES

Purchase Order #: 2020-L1-2248
Quote #:

DW PWS ID #:
DW Location Code:

Collected By (signature):

Turnaround Date Required:

Immediately Packed on Ice: [X] Yes [ ] No

Sample Disposal: [X] Dispose as appropriate [ ] Return [ ] Archive: _____ [ ] Hold: _____

Rush: [ ] Same Day [ ] Next Day [ ] 2 Day [ ] 3 Day [ ] 4 Day [ ] 5 Day (Expedite Charges Apply)

Field Filtered (if applicable): [ ] Yes [ ] No
Analysis: _____

* Matrix Codes (Insert in Matrix box below): Drinking Water (DW), Ground Water (GW), Wastewater (WW), Product (P), Soil/Solid (SL), Oil (OL), Wipe (WP), Air (AR), Tissue (TS), Bioassay (B), Vapor (V), Other (OT)

Analyses

Lab Profile/Line:

Lab Sample Receipt Checklist:

Custody Seals Present/Intact Y N NA
Custody Signatures Present Y N NA
Collector Signature Present Y N NA
Bottles Intact Y N NA
Correct Bottles Y N NA
Sufficient Volume Y N NA
Samples Received on Ice Y N NA
VOA - Headspace Acceptable Y N NA
USDA Regulated Soils Y N NA
Samples in Holding Time Y N NA
Residual Chlorine Present Y N NA
Cl Strips: _____
Sample pH Acceptable Y N NA
pH Strips: _____
Sulfide Present Y N NA
Lead Acetate Strips: _____

JW 6-25

LAB USE ONLY:
Lab Sample # / Comments:

92546391

Customer Sample ID	Matrix *	Comp / Grab	Collected (or Composite Start) Date	Time	Composite End Date	Time	Res Cl	# of Ctns	MADEP VPH	VOCs BY 8260D	Lab Sample # / Comments
BB9 0-2	SOIL	GRAB	6.23.21	1130	—	—	—	3	X	X	001
BB9 22-24	SOIL	GRAB	6.23.21	1135	—	—	—	3	X	X	002
BA9 0-2	SOIL	GRAB	6.23.21	1400	—	—	—	3	X	X	003
BA9 6-8	SOIL	GRAB	6.23.21	1405	—	—	—	3	X	X	004
BC9 0-2	SOIL	GRAB	6.23.21	1445	—	—	—	3	X	X	005
BC9 20-22.5	SOIL	GRAB	6.23.21	1450	—	—	—	3	X	X	006
BC8 0-2	SOIL	GRAB	6.23.21	1550	—	—	—	3	X	X	007
BC8 18-20	SOIL	GRAB	6.23.21	1555	—	—	—	3	X	X	008

Customer Remarks / Special Conditions / Possible Hazards:

Type of Ice Used: Wet Blue Dry None

Packing Material Used:

Radchem sample(s) screened (<500 cpm): Y N NA

SHORT HOLDS PRESENT (<72 hours): Y N N/A

Lab Tracking #: 2632546

Samples received via: FEDEX UPS Client Courier Pace Courier

Lab Sample Temperature Info:
Temp Blank Received: Y N NA
Therm ID#: IR 92T064
Cooler 1 Temp Upon Receipt: 4.1 oC
Cooler 1 Therm Corr. Factor: -.1 oC
Cooler 1 Corrected Temp: 4.0 oC
Comments:

Relinquished by/Company: (Signature)	Date/Time:	Received by/Company: (Signature)	Date/Time:
[signature]	6.24.21	[signature]	6-24-21/0650
[signature]	6-24-21/1270	[signature]	6-24-21/1230
[signature]	6-24-21/1300	John Whitman Pace	6-24-21 1300

MTJL LAB USE ONLY
Table #:
Acctnum:
Template:
Prelogin:
PM:
PB:

Trip Blank Received: Y N NA
HCL MeOH TSP Other

Non Conformance(s): YES / NO

Page: _____ of: _____

***Check mark top half of box if pH and/or dechlorination is verified and within the acceptance range for preservation samples.**

Exceptions: VOA, Coliform, TOC, Oil and Grease, DRO/8015 (water) DOC, LLHg

****Bottom half of box is to list number of bottles**

Project **WO# : 92546391**

PM: AMB Due Date: 07/01/21

CLIENT: 92-APEX MOOR

Item#	BP4U-125 mL Plastic Unpreserved (N/A) (Cl-)	BP3U-250 mL Plastic Unpreserved (N/A)	BP2U-500 mL Plastic Unpreserved (N/A)	BP1U-1 liter Plastic Unpreserved (N/A)	BP4S-125 mL Plastic H2SO4 (pH < 2) (Cl-)	BP3N-250 mL plastic HNO3 (pH < 2)	BP4Z-125 mL Plastic ZN Acetate & NaOH (>9)	BP4C-125 mL Plastic NaOH (pH > 12) (Cl-)	WGFU-Wide-mouthed Glass jar Unpreserved	AG1U-1 liter Amber Unpreserved (N/A) (Cl-)	AG1H-1 liter Amber HCl (pH < 2)	AG3U-250 mL Amber Unpreserved (N/A) (Cl-)	AG1S-1 liter Amber H2SO4 (pH < 2)	AG3S-250 mL Amber H2SO4 (pH < 2)	AG3A(DG3A)-250 mL Amber NH4Cl (N/A)(Cl-)	DG9H-40 mL VOA HCl (N/A)	VG9T-40 mL VOA Na2S2O3 (N/A)	VG9U-40 mL VOA Unp (N/A)	DG9P-40 mL VOA H3PO4 (N/A)	VOAK (6 vials per kit)-5035 kit (N/A)	V/GK (3 vials per kit)-VPH/Gas kit(N/A)	SP5T-125 mL Sterile Plastic (N/A - lab)	SP2T-250 mL Sterile Plastic (N/A - lab)		BP3A-250 mL Plastic (NH2)2SO4 (9.3-9.7)	AG0U-100 mL Amber Unpreserved vials (N/A)	VSGU-20 mL Scintillation vials (N/A)	DG9U-40 mL Amber Unpreserved vials (N/A)
1																						3							
2																						3							
3																						3							
4																						3							
5																						3							
6																						3							
7																						3							
8																						3							
9																						3							
10																													
11																													
12																													

pH Adjustment Log for Preserved Samples

Sample ID	Type of Preservative	pH upon receipt	Date preservation adjusted	Time preservation adjusted	Amount of Preservative added	Lot #

Note: Whenever there is a discrepancy affecting North Carolina compliance samples, a copy of this form will be sent to the North Carolina DEHNR Certification Office (i.e. Out of hold, incorrect preservative, out of temp, incorrect containers.

Pace Analytical Services, LLC
9800 Kincey Ave. Suite 100
Huntersville, NC 28078
(704)875-9092

July 02, 2021

Andrew Street
Apex Companies - NC
5900 Northwoods Business Pkwy
Suite 5900-0
Charlotte, NC 28269

RE: Project: CPC Huntersville/CPC 21018
Pace Project No.: 92546394

Dear Andrew Street:

Enclosed are the analytical results for sample(s) received by the laboratory on June 24, 2021. The results relate only to the samples included in this report. Results reported herein conform to the applicable TNI/NELAC Standards and the laboratory's Quality Manual, where applicable, unless otherwise noted in the body of the report.

The test results provided in this final report were generated by each of the following laboratories within the Pace Network:

- Pace Analytical Services - Charlotte

If you have any questions concerning this report, please feel free to contact me.

Sincerely,

Angela M. Baioni

Angela Baioni
angela.baioni@pacelabs.com
(704)875-9092
Project Manager

Enclosures

cc: J Culbreath, Colonial Pipeline Company
Naomi Fretz, APEX Companies, LLC
Robert Hughes, Colonial Pipeline
Cameron Lee, Montrose-EPS
Jamie Moran, APEX Companies, LLC
Jeff Morrison, Colonial Pipeline Company
Tom Naumann, APEX Companies - NC
Joe Nicolette, Montrose-EPS
Christopher Schultz, Apex Companies
Matt Teixeira, Apex Companies, LLC
Michael Verdon, Colonial Pipeline Company
JM Wyatt, Colonial Pipeline Company

REPORT OF LABORATORY ANALYSIS

This report shall not be reproduced, except in full,
without the written consent of Pace Analytical Services, LLC.

Pace Analytical Services, LLC
9800 Kincey Ave. Suite 100
Huntersville, NC 28078
(704)875-9092

CERTIFICATIONS

Project: CPC Huntersville/CPC 21018
Pace Project No.: 92546394

Pace Analytical Services Charlotte
9800 Kincey Ave. Ste 100, Huntersville, NC 28078
Louisiana/NELAP Certification # LA170028
North Carolina Drinking Water Certification #: 37706
North Carolina Field Services Certification #: 5342
North Carolina Wastewater Certification #: 12
South Carolina Certification #: 99006001
Florida/NELAP Certification #: E87627
Kentucky UST Certification #: 84
Virginia/VELAP Certification #: 460221

REPORT OF LABORATORY ANALYSIS

This report shall not be reproduced, except in full,
without the written consent of Pace Analytical Services, LLC.

Pace Analytical Services, LLC
9800 Kincey Ave. Suite 100
Huntersville, NC 28078
(704)875-9092

SAMPLE SUMMARY

Project: CPC Huntersville/CPC 21018
Pace Project No.: 92546394

Lab ID	Sample ID	Matrix	Date Collected	Date Received
92546394001	**BC8 24-26**	Solid	06/23/21 16:00	06/24/21 12:30

REPORT OF LABORATORY ANALYSIS

This report shall not be reproduced, except in full,
without the written consent of Pace Analytical Services, LLC.

Pace Analytical Services, LLC
9800 Kincey Ave. Suite 100
Huntersville, NC 28078
(704)875-9092

SAMPLE ANALYTE COUNT

Project: CPC Huntersville/CPC 21018
Pace Project No.: 92546394

Lab ID	Sample ID	Method	Analysts	Analytes Reported	Laboratory
92546394001	**BC8 24-26**	MADEP VPH	MAD	6	PASI-C
		EPA 8260D	CL	70	PASI-C
		SW-846	KDF	1	PASI-C

PASI-C = Pace Analytical Services - Charlotte

This report shall not be reproduced, except in full,
without the written consent of Pace Analytical Services, LLC.

Pace Analytical Services, LLC
9800 Kincey Ave. Suite 100
Huntersville, NC 28078
(704)875-9092

ANALYTICAL RESULTS

Project: CPC Huntersville/CPC 21018
Pace Project No.: 92546394

Sample: BC8 24-26 **Lab ID: 92546394001** Collected: 06/23/21 16:00 Received: 06/24/21 12:30 Matrix: Solid

Results reported on a "dry weight" basis and are adjusted for percent moisture, sample size and any dilutions.

Parameters	Results	Units	Report Limit	MDL	DF	Prepared	Analyzed	CAS No.	Qual
VPH NC Soil	Analytical Method: MADEP VPH Preparation Method: MADEP VPH Pace Analytical Services - Charlotte								
Total VPH (C5-C12)	**5090**	mg/kg	33.7	33.7	10	06/28/21 06:34	06/29/21 04:21		N2
Aliphatic (C05-C08)	**2280**	mg/kg	33.7	33.7	10	06/28/21 06:34	06/29/21 04:21		N2
Aliphatic(C09-C12) Adjusted	**1960**	mg/kg	33.7	33.7	10	06/28/21 06:34	06/29/21 04:21		N2
Aromatic (C09-C10)	**846**	mg/kg	33.7	33.7	10	06/28/21 06:34	06/29/21 04:21		N2
Surrogates									
4-Bromofluorobenzene (FID) (S)	151	%	70-130		10	06/28/21 06:34	06/29/21 04:21	460-00-4	S0
4-Bromofluorobenzene (PID) (S)	90	%	70-130		10	06/28/21 06:34	06/29/21 04:21	460-00-4	
8260D/5035A/5030B Volatiles	Analytical Method: EPA 8260D Preparation Method: EPA 5035A/5030B Pace Analytical Services - Charlotte								
Acetone	ND	ug/kg	7260	2330	50	06/25/21 12:33	06/25/21 23:47	67-64-1	
Benzene	**196J**	ug/kg	363	144	50	06/25/21 12:33	06/25/21 23:47	71-43-2	
Bromobenzene	ND	ug/kg	363	118	50	06/25/21 12:33	06/25/21 23:47	108-86-1	
Bromochloromethane	ND	ug/kg	363	107	50	06/25/21 12:33	06/25/21 23:47	74-97-5	
Bromodichloromethane	ND	ug/kg	363	140	50	06/25/21 12:33	06/25/21 23:47	75-27-4	
Bromoform	ND	ug/kg	363	128	50	06/25/21 12:33	06/25/21 23:47	75-25-2	
Bromomethane	ND	ug/kg	726	573	50	06/25/21 12:33	06/25/21 23:47	74-83-9	IK
2-Butanone (MEK)	ND	ug/kg	7260	1740	50	06/25/21 12:33	06/25/21 23:47	78-93-3	
n-Butylbenzene	**12700**	ug/kg	363	171	50	06/25/21 12:33	06/25/21 23:47	104-51-8	
sec-Butylbenzene	ND	ug/kg	363	160	50	06/25/21 12:33	06/25/21 23:47	135-98-8	
tert-Butylbenzene	ND	ug/kg	363	129	50	06/25/21 12:33	06/25/21 23:47	98-06-6	
Carbon tetrachloride	ND	ug/kg	363	136	50	06/25/21 12:33	06/25/21 23:47	56-23-5	
Chlorobenzene	**291J**	ug/kg	363	69.7	50	06/25/21 12:33	06/25/21 23:47	108-90-7	
Chloroethane	ND	ug/kg	726	280	50	06/25/21 12:33	06/25/21 23:47	75-00-3	
Chloroform	ND	ug/kg	363	221	50	06/25/21 12:33	06/25/21 23:47	67-66-3	
Chloromethane	ND	ug/kg	726	305	50	06/25/21 12:33	06/25/21 23:47	74-87-3	
2-Chlorotoluene	ND	ug/kg	363	128	50	06/25/21 12:33	06/25/21 23:47	95-49-8	
4-Chlorotoluene	ND	ug/kg	363	64.2	50	06/25/21 12:33	06/25/21 23:47	106-43-4	
1,2-Dibromo-3-chloropropane	ND	ug/kg	363	141	50	06/25/21 12:33	06/25/21 23:47	96-12-8	
Dibromochloromethane	ND	ug/kg	363	204	50	06/25/21 12:33	06/25/21 23:47	124-48-1	
1,2-Dibromoethane (EDB)	ND	ug/kg	363	160	50	06/25/21 12:33	06/25/21 23:47	106-93-4	
Dibromomethane	ND	ug/kg	363	77.6	50	06/25/21 12:33	06/25/21 23:47	74-95-3	
1,2-Dichlorobenzene	ND	ug/kg	363	131	50	06/25/21 12:33	06/25/21 23:47	95-50-1	
1,3-Dichlorobenzene	ND	ug/kg	363	112	50	06/25/21 12:33	06/25/21 23:47	541-73-1	
1,4-Dichlorobenzene	ND	ug/kg	363	94.3	50	06/25/21 12:33	06/25/21 23:47	106-46-7	
Dichlorodifluoromethane	ND	ug/kg	726	157	50	06/25/21 12:33	06/25/21 23:47	75-71-8	
1,1-Dichloroethane	ND	ug/kg	363	149	50	06/25/21 12:33	06/25/21 23:47	75-34-3	
1,2-Dichloroethane	ND	ug/kg	363	240	50	06/25/21 12:33	06/25/21 23:47	107-06-2	
1,1-Dichloroethene	ND	ug/kg	363	149	50	06/25/21 12:33	06/25/21 23:47	75-35-4	
cis-1,2-Dichloroethene	ND	ug/kg	363	124	50	06/25/21 12:33	06/25/21 23:47	156-59-2	
trans-1,2-Dichloroethene	ND	ug/kg	363	127	50	06/25/21 12:33	06/25/21 23:47	156-60-5	
1,2-Dichloropropane	ND	ug/kg	363	109	50	06/25/21 12:33	06/25/21 23:47	78-87-5	
1,3-Dichloropropane	ND	ug/kg	363	113	50	06/25/21 12:33	06/25/21 23:47	142-28-9	
2,2-Dichloropropane	ND	ug/kg	363	118	50	06/25/21 12:33	06/25/21 23:47	594-20-7	

REPORT OF LABORATORY ANALYSIS

This report shall not be reproduced, except in full,
without the written consent of Pace Analytical Services, LLC.

Pace Analytical Services, LLC
9800 Kincey Ave. Suite 100
Huntersville, NC 28078
(704)875-9092

ANALYTICAL RESULTS

Project: CPC Huntersville/CPC 21018
Pace Project No.: 92546394

Sample: BC8 24-26 **Lab ID: 92546394001** Collected: 06/23/21 16:00 Received: 06/24/21 12:30 Matrix: Solid

Results reported on a "dry weight" basis and are adjusted for percent moisture, sample size and any dilutions.

Parameters	Results	Units	Report Limit	MDL	DF	Prepared	Analyzed	CAS No.	Qual
8260D/5035A/5030B Volatiles	Analytical Method: EPA 8260D Preparation Method: EPA 5035A/5030B Pace Analytical Services - Charlotte								
1,1-Dichloropropene	ND	ug/kg	363	174	50	06/25/21 12:33	06/25/21 23:47	563-58-6	
cis-1,3-Dichloropropene	ND	ug/kg	363	98.7	50	06/25/21 12:33	06/25/21 23:47	10061-01-5	
trans-1,3-Dichloropropene	ND	ug/kg	363	125	50	06/25/21 12:33	06/25/21 23:47	10061-02-6	
Diisopropyl ether	ND	ug/kg	363	98.0	50	06/25/21 12:33	06/25/21 23:47	108-20-3	
Ethylbenzene	**98600**	ug/kg	363	169	50	06/25/21 12:33	06/25/21 23:47	100-41-4	
Hexachloro-1,3-butadiene	ND	ug/kg	726	594	50	06/25/21 12:33	06/25/21 23:47	87-68-3	
2-Hexanone	ND	ug/kg	3630	350	50	06/25/21 12:33	06/25/21 23:47	591-78-6	
Isopropylbenzene (Cumene)	**11800**	ug/kg	363	123	50	06/25/21 12:33	06/25/21 23:47	98-82-8	
p-Isopropyltoluene	**10600**	ug/kg	363	179	50	06/25/21 12:33	06/25/21 23:47	99-87-6	
Methylene Chloride	ND	ug/kg	1450	994	50	06/25/21 12:33	06/25/21 23:47	75-09-2	
4-Methyl-2-pentanone (MIBK)	**8570**	ug/kg	3630	350	50	06/25/21 12:33	06/25/21 23:47	108-10-1	
Methyl-tert-butyl ether	ND	ug/kg	363	136	50	06/25/21 12:33	06/25/21 23:47	1634-04-4	
Naphthalene	**27800**	ug/kg	363	191	50	06/25/21 12:33	06/25/21 23:47	91-20-3	
n-Propylbenzene	**46500**	ug/kg	363	129	50	06/25/21 12:33	06/25/21 23:47	103-65-1	
Styrene	ND	ug/kg	363	95.8	50	06/25/21 12:33	06/25/21 23:47	100-42-5	
1,1,1,2-Tetrachloroethane	ND	ug/kg	363	139	50	06/25/21 12:33	06/25/21 23:47	630-20-6	
1,1,2,2-Tetrachloroethane	ND	ug/kg	363	95.8	50	06/25/21 12:33	06/25/21 23:47	79-34-5	
Tetrachloroethene	ND	ug/kg	363	115	50	06/25/21 12:33	06/25/21 23:47	127-18-4	
Toluene	**69100**	ug/kg	363	103	50	06/25/21 12:33	06/25/21 23:47	108-88-3	
1,2,3-Trichlorobenzene	ND	ug/kg	363	293	50	06/25/21 12:33	06/25/21 23:47	87-61-6	
1,2,4-Trichlorobenzene	ND	ug/kg	363	305	50	06/25/21 12:33	06/25/21 23:47	120-82-1	
1,1,1-Trichloroethane	ND	ug/kg	363	189	50	06/25/21 12:33	06/25/21 23:47	71-55-6	
1,1,2-Trichloroethane	ND	ug/kg	363	120	50	06/25/21 12:33	06/25/21 23:47	79-00-5	
Trichloroethene	ND	ug/kg	363	93.6	50	06/25/21 12:33	06/25/21 23:47	79-01-6	
Trichlorofluoromethane	ND	ug/kg	363	200	50	06/25/21 12:33	06/25/21 23:47	75-69-4	
1,2,3-Trichloropropane	ND	ug/kg	363	184	50	06/25/21 12:33	06/25/21 23:47	96-18-4	
1,2,4-Trimethylbenzene	**247000**	ug/kg	363	99.4	50	06/25/21 12:33	06/25/21 23:47	95-63-6	
1,3,5-Trimethylbenzene	**73700**	ug/kg	363	122	50	06/25/21 12:33	06/25/21 23:47	108-67-8	
Vinyl acetate	ND	ug/kg	3630	264	50	06/25/21 12:33	06/25/21 23:47	108-05-4	
Vinyl chloride	ND	ug/kg	726	184	50	06/25/21 12:33	06/25/21 23:47	75-01-4	
Xylene (Total)	**526000**	ug/kg	726	207	50	06/25/21 12:33	06/25/21 23:47	1330-20-7	
m&p-Xylene	**370000**	ug/kg	726	248	50	06/25/21 12:33	06/25/21 23:47	179601-23-1	
o-Xylene	**156000**	ug/kg	363	160	50	06/25/21 12:33	06/25/21 23:47	95-47-6	
Surrogates									
Toluene-d8 (S)	102	%	70-130		50	06/25/21 12:33	06/25/21 23:47	2037-26-5	
4-Bromofluorobenzene (S)	100	%	69-134		50	06/25/21 12:33	06/25/21 23:47	460-00-4	
1,2-Dichloroethane-d4 (S)	114	%	70-130		50	06/25/21 12:33	06/25/21 23:47	17060-07-0	
Percent Moisture	Analytical Method: SW-846 Pace Analytical Services - Charlotte								
Percent Moisture	**14.8**	%	0.10	0.10	1		06/25/21 14:41		N2

REPORT OF LABORATORY ANALYSIS

This report shall not be reproduced, except in full,
without the written consent of Pace Analytical Services, LLC.

Pace Analytical Services, LLC
9800 Kincey Ave. Suite 100
Huntersville, NC 28078
(704)875-9092

QUALITY CONTROL DATA

Project: CPC Huntersville/CPC 21018
Pace Project No.: 92546394

QC Batch: 629922
QC Batch Method: MADEP VPH
Analysis Method: MADEP VPH
Analysis Description: VPH NC Soil
Laboratory: Pace Analytical Services - Charlotte

Associated Lab Samples: 92546394001

METHOD BLANK: 3310145 Matrix: Solid
Associated Lab Samples: 92546394001

Parameter	Units	Blank Result	Reporting Limit	MDL	Analyzed	Qualifiers
Aliphatic (C05-C08)	mg/kg	ND	2.5	2.5	06/28/21 11:42	N2
Aromatic (C09-C10)	mg/kg	ND	2.5	2.5	06/28/21 11:42	N2
4-Bromofluorobenzene (FID) (S)	%	106	70-130		06/28/21 11:42	
4-Bromofluorobenzene (PID) (S)	%	105	70-130		06/28/21 11:42	

LABORATORY CONTROL SAMPLE & LCSD: 3310146 3310147

Parameter	Units	Spike Conc.	LCS Result	LCSD Result	LCS % Rec	LCSD % Rec	% Rec Limits	RPD	Max RPD	Qualifiers
Aliphatic (C05-C08)	mg/kg	15	11.9	13.8	79	92	70-130	15	25	N2
Aromatic (C09-C10)	mg/kg	5	4.7	5.3	95	106	70-130	12	25	N2
4-Bromofluorobenzene (FID) (S)	%				92	94	70-130			
4-Bromofluorobenzene (PID) (S)	%				91	92	70-130			

Results presented on this page are in the units indicated by the "Units" column except where an alternate unit is presented to the right of the result.

REPORT OF LABORATORY ANALYSIS

This report shall not be reproduced, except in full,
without the written consent of Pace Analytical Services, LLC.

Pace Analytical Services, LLC
9800 Kincey Ave. Suite 100
Huntersville, NC 28078
(704)875-9092

QUALITY CONTROL DATA

Project: CPC Huntersville/CPC 21018
Pace Project No.: 92546394

QC Batch: 629650
QC Batch Method: EPA 5035A/5030B
Analysis Method: EPA 8260D
Analysis Description: 8260D 5035A 5030B
Laboratory: Pace Analytical Services - Charlotte

Associated Lab Samples: 92546394001

METHOD BLANK: 3309141 Matrix: Solid
Associated Lab Samples: 92546394001

Parameter	Units	Blank Result	Reporting Limit	MDL	Analyzed	Qualifiers
1,1,1,2-Tetrachloroethane	ug/kg	ND	5.0	1.9	06/25/21 14:34	
1,1,1-Trichloroethane	ug/kg	ND	5.0	2.6	06/25/21 14:34	
1,1,2,2-Tetrachloroethane	ug/kg	ND	5.0	1.3	06/25/21 14:34	
1,1,2-Trichloroethane	ug/kg	ND	5.0	1.7	06/25/21 14:34	
1,1-Dichloroethane	ug/kg	ND	5.0	2.1	06/25/21 14:34	
1,1-Dichloroethene	ug/kg	ND	5.0	2.1	06/25/21 14:34	
1,1-Dichloropropene	ug/kg	ND	5.0	2.4	06/25/21 14:34	
1,2,3-Trichlorobenzene	ug/kg	ND	5.0	4.0	06/25/21 14:34	
1,2,3-Trichloropropane	ug/kg	ND	5.0	2.5	06/25/21 14:34	
1,2,4-Trichlorobenzene	ug/kg	ND	5.0	4.2	06/25/21 14:34	
1,2,4-Trimethylbenzene	ug/kg	ND	5.0	1.4	06/25/21 14:34	
1,2-Dibromo-3-chloropropane	ug/kg	ND	5.0	1.9	06/25/21 14:34	
1,2-Dibromoethane (EDB)	ug/kg	ND	5.0	2.2	06/25/21 14:34	
1,2-Dichlorobenzene	ug/kg	ND	5.0	1.8	06/25/21 14:34	
1,2-Dichloroethane	ug/kg	ND	5.0	3.3	06/25/21 14:34	
1,2-Dichloropropane	ug/kg	ND	5.0	1.5	06/25/21 14:34	
1,3,5-Trimethylbenzene	ug/kg	ND	5.0	1.7	06/25/21 14:34	
1,3-Dichlorobenzene	ug/kg	ND	5.0	1.6	06/25/21 14:34	
1,3-Dichloropropane	ug/kg	ND	5.0	1.6	06/25/21 14:34	
1,4-Dichlorobenzene	ug/kg	ND	5.0	1.3	06/25/21 14:34	
2,2-Dichloropropane	ug/kg	ND	5.0	1.6	06/25/21 14:34	
2-Butanone (MEK)	ug/kg	ND	100	24.0	06/25/21 14:34	
2-Chlorotoluene	ug/kg	ND	5.0	1.8	06/25/21 14:34	
2-Hexanone	ug/kg	ND	50.0	4.8	06/25/21 14:34	
4-Chlorotoluene	ug/kg	ND	5.0	0.88	06/25/21 14:34	
4-Methyl-2-pentanone (MIBK)	ug/kg	ND	50.0	4.8	06/25/21 14:34	
Acetone	ug/kg	ND	100	32.1	06/25/21 14:34	
Benzene	ug/kg	ND	5.0	2.0	06/25/21 14:34	
Bromobenzene	ug/kg	ND	5.0	1.6	06/25/21 14:34	
Bromochloromethane	ug/kg	ND	5.0	1.5	06/25/21 14:34	
Bromodichloromethane	ug/kg	ND	5.0	1.9	06/25/21 14:34	
Bromoform	ug/kg	ND	5.0	1.8	06/25/21 14:34	
Bromomethane	ug/kg	ND	10.0	7.9	06/25/21 14:34	IK
Carbon tetrachloride	ug/kg	ND	5.0	1.9	06/25/21 14:34	
Chlorobenzene	ug/kg	ND	5.0	0.96	06/25/21 14:34	
Chloroethane	ug/kg	ND	10.0	3.9	06/25/21 14:34	
Chloroform	ug/kg	ND	5.0	3.0	06/25/21 14:34	
Chloromethane	ug/kg	ND	10.0	4.2	06/25/21 14:34	
cis-1,2-Dichloroethene	ug/kg	ND	5.0	1.7	06/25/21 14:34	
cis-1,3-Dichloropropene	ug/kg	ND	5.0	1.4	06/25/21 14:34	

Results presented on this page are in the units indicated by the "Units" column except where an alternate unit is presented to the right of the result.

REPORT OF LABORATORY ANALYSIS

This report shall not be reproduced, except in full,
without the written consent of Pace Analytical Services, LLC.

Pace Analytical Services, LLC
9800 Kincey Ave. Suite 100
Huntersville, NC 28078
(704)875-9092

QUALITY CONTROL DATA

Project: CPC Huntersville/CPC 21018
Pace Project No.: 92546394

METHOD BLANK: 3309141 Matrix: Solid
Associated Lab Samples: 92546394001

Parameter	Units	Blank Result	Reporting Limit	MDL	Analyzed	Qualifiers
Dibromochloromethane	ug/kg	ND	5.0	2.8	06/25/21 14:34	
Dibromomethane	ug/kg	ND	5.0	1.1	06/25/21 14:34	
Dichlorodifluoromethane	ug/kg	ND	10.0	2.2	06/25/21 14:34	
Diisopropyl ether	ug/kg	ND	5.0	1.4	06/25/21 14:34	
Ethylbenzene	ug/kg	ND	5.0	2.3	06/25/21 14:34	
Hexachloro-1,3-butadiene	ug/kg	ND	10.0	8.2	06/25/21 14:34	
Isopropylbenzene (Cumene)	ug/kg	ND	5.0	1.7	06/25/21 14:34	
m&p-Xylene	ug/kg	ND	10.0	3.4	06/25/21 14:34	
Methyl-tert-butyl ether	ug/kg	ND	5.0	1.9	06/25/21 14:34	
Methylene Chloride	ug/kg	ND	20.0	13.7	06/25/21 14:34	
n-Butylbenzene	ug/kg	ND	5.0	2.4	06/25/21 14:34	
n-Propylbenzene	ug/kg	ND	5.0	1.8	06/25/21 14:34	
Naphthalene	ug/kg	ND	5.0	2.6	06/25/21 14:34	
o-Xylene	ug/kg	ND	5.0	2.2	06/25/21 14:34	
p-Isopropyltoluene	ug/kg	ND	5.0	2.5	06/25/21 14:34	
sec-Butylbenzene	ug/kg	ND	5.0	2.2	06/25/21 14:34	
Styrene	ug/kg	ND	5.0	1.3	06/25/21 14:34	
tert-Butylbenzene	ug/kg	ND	5.0	1.8	06/25/21 14:34	
Tetrachloroethene	ug/kg	ND	5.0	1.6	06/25/21 14:34	
Toluene	ug/kg	ND	5.0	1.4	06/25/21 14:34	
trans-1,2-Dichloroethene	ug/kg	ND	5.0	1.8	06/25/21 14:34	
trans-1,3-Dichloropropene	ug/kg	ND	5.0	1.7	06/25/21 14:34	
Trichloroethene	ug/kg	ND	5.0	1.3	06/25/21 14:34	
Trichlorofluoromethane	ug/kg	ND	5.0	2.8	06/25/21 14:34	
Vinyl acetate	ug/kg	ND	50.0	3.6	06/25/21 14:34	
Vinyl chloride	ug/kg	ND	10.0	2.5	06/25/21 14:34	
Xylene (Total)	ug/kg	ND	10.0	2.8	06/25/21 14:34	
1,2-Dichloroethane-d4 (S)	%	114	70-130		06/25/21 14:34	
4-Bromofluorobenzene (S)	%	100	69-134		06/25/21 14:34	
Toluene-d8 (S)	%	101	70-130		06/25/21 14:34	

LABORATORY CONTROL SAMPLE: 3309142

Parameter	Units	Spike Conc.	LCS Result	LCS % Rec	% Rec Limits	Qualifiers
1,1,1,2-Tetrachloroethane	ug/kg	1250	1220	97	70-130	
1,1,1-Trichloroethane	ug/kg	1250	1040	83	70-130	
1,1,2,2-Tetrachloroethane	ug/kg	1250	1170	93	70-130	
1,1,2-Trichloroethane	ug/kg	1250	1060	85	70-130	
1,1-Dichloroethane	ug/kg	1250	1170	94	70-130	
1,1-Dichloroethene	ug/kg	1250	1240	99	70-130	
1,1-Dichloropropene	ug/kg	1250	1130	90	70-130	
1,2,3-Trichlorobenzene	ug/kg	1250	1210	97	65-130	
1,2,3-Trichloropropane	ug/kg	1250	1230	98	70-130	
1,2,4-Trichlorobenzene	ug/kg	1250	1220	97	68-130	

Results presented on this page are in the units indicated by the "Units" column except where an alternate unit is presented to the right of the result.

REPORT OF LABORATORY ANALYSIS

This report shall not be reproduced, except in full,
without the written consent of Pace Analytical Services, LLC.

Pace Analytical Services, LLC
9800 Kincey Ave. Suite 100
Huntersville, NC 28078
(704)875-9092

QUALITY CONTROL DATA

Project: CPC Huntersville/CPC 21018
Pace Project No.: 92546394

LABORATORY CONTROL SAMPLE: 3309142

Parameter	Units	Spike Conc.	LCS Result	LCS % Rec	% Rec Limits	Qualifiers
1,2,4-Trimethylbenzene	ug/kg	1250	1180	95	70-130	
1,2-Dibromo-3-chloropropane	ug/kg	1250	1100	88	70-130	
1,2-Dibromoethane (EDB)	ug/kg	1250	1240	99	70-130	
1,2-Dichlorobenzene	ug/kg	1250	1150	92	70-130	
1,2-Dichloroethane	ug/kg	1250	1130	90	63-130	
1,2-Dichloropropane	ug/kg	1250	1170	94	70-130	
1,3,5-Trimethylbenzene	ug/kg	1250	1170	94	70-130	
1,3-Dichlorobenzene	ug/kg	1250	1130	90	70-130	
1,3-Dichloropropane	ug/kg	1250	1250	100	70-130	
1,4-Dichlorobenzene	ug/kg	1250	1130	91	70-130	
2,2-Dichloropropane	ug/kg	1250	1070	86	66-130	
2-Butanone (MEK)	ug/kg	2500	2390	96	70-130	
2-Chlorotoluene	ug/kg	1250	1220	97	70-130	
2-Hexanone	ug/kg	2500	2590	104	70-130	
4-Chlorotoluene	ug/kg	1250	1150	92	70-130	
4-Methyl-2-pentanone (MIBK)	ug/kg	2500	2430	97	70-130	
Acetone	ug/kg	2500	2300	92	69-130	
Benzene	ug/kg	1250	1130	91	70-130	
Bromobenzene	ug/kg	1250	1190	95	70-130	
Bromochloromethane	ug/kg	1250	1170	93	70-130	
Bromodichloromethane	ug/kg	1250	1050	84	69-130	
Bromoform	ug/kg	1250	1150	92	70-130	
Bromomethane	ug/kg	1250	1410	113	52-130	IK
Carbon tetrachloride	ug/kg	1250	1130	91	70-130	
Chlorobenzene	ug/kg	1250	1230	98	70-130	
Chloroethane	ug/kg	1250	1300	104	65-130	
Chloroform	ug/kg	1250	1230	98	70-130	
Chloromethane	ug/kg	1250	1090	87	55-130	
cis-1,2-Dichloroethene	ug/kg	1250	1160	93	70-130	
cis-1,3-Dichloropropene	ug/kg	1250	1160	93	70-130	
Dibromochloromethane	ug/kg	1250	1190	96	70-130	
Dibromomethane	ug/kg	1250	1140	91	70-130	
Dichlorodifluoromethane	ug/kg	1250	1100	88	45-156	
Diisopropyl ether	ug/kg	1250	1110	89	70-130	
Ethylbenzene	ug/kg	1250	1340	107	70-130	
Hexachloro-1,3-butadiene	ug/kg	1250	1320	106	66-130	
Isopropylbenzene (Cumene)	ug/kg	1250	1250	100	70-130	
m&p-Xylene	ug/kg	2500	2480	99	70-130	
Methyl-tert-butyl ether	ug/kg	1250	1090	88	70-130	
Methylene Chloride	ug/kg	1250	1250	100	65-130	
n-Butylbenzene	ug/kg	1250	1280	102	67-130	
n-Propylbenzene	ug/kg	1250	1230	98	70-130	
Naphthalene	ug/kg	1250	1150	92	70-130	
o-Xylene	ug/kg	1250	1230	99	70-130	
p-Isopropyltoluene	ug/kg	1250	1210	97	67-130	
sec-Butylbenzene	ug/kg	1250	1190	95	69-130	
Styrene	ug/kg	1250	1250	100	70-130	

Results presented on this page are in the units indicated by the "Units" column except where an alternate unit is presented to the right of the result.

REPORT OF LABORATORY ANALYSIS

This report shall not be reproduced, except in full,
without the written consent of Pace Analytical Services, LLC.

Pace Analytical Services, LLC
9800 Kincey Ave. Suite 100
Huntersville, NC 28078
(704)875-9092

QUALITY CONTROL DATA

Project: CPC Huntersville/CPC 21018
Pace Project No.: 92546394

LABORATORY CONTROL SAMPLE: 3309142

Parameter	Units	Spike Conc.	LCS Result	LCS % Rec	% Rec Limits	Qualifiers
tert-Butylbenzene	ug/kg	1250	1140	91	67-130	
Tetrachloroethene	ug/kg	1250	1120	90	70-130	
Toluene	ug/kg	1250	1090	87	70-130	
trans-1,2-Dichloroethene	ug/kg	1250	1180	94	70-130	
trans-1,3-Dichloropropene	ug/kg	1250	1160	93	68-130	
Trichloroethene	ug/kg	1250	1140	91	70-130	
Trichlorofluoromethane	ug/kg	1250	1160	93	70-130	
Vinyl acetate	ug/kg	2500	2610	104	70-130	
Vinyl chloride	ug/kg	1250	1180	94	61-130	
Xylene (Total)	ug/kg	3750	3710	99	70-130	
1,2-Dichloroethane-d4 (S)	%			101	70-130	
4-Bromofluorobenzene (S)	%			102	69-134	
Toluene-d8 (S)	%			102	70-130	

MATRIX SPIKE & MATRIX SPIKE DUPLICATE: 3309143 3309144

Parameter	Units	92545328011 Result	MS Spike Conc.	MSD Spike Conc.	MS Result	MSD Result	MS % Rec	MSD % Rec	% Rec Limits	RPD	Max RPD	Qual
1,1,1,2-Tetrachloroethane	ug/kg	ND	2580	2580	2520	2760	98	107	70-131	9	30	
1,1,1-Trichloroethane	ug/kg	ND	2580	2580	2460	2730	95	106	65-133	10	30	
1,1,2,2-Tetrachloroethane	ug/kg	ND	2580	2580	2520	2710	97	105	66-130	7	30	
1,1,2-Trichloroethane	ug/kg	ND	2580	2580	2480	2680	96	104	66-133	8	30	
1,1-Dichloroethane	ug/kg	ND	2580	2580	2900	3140	112	121	65-130	8	30	
1,1-Dichloroethene	ug/kg	ND	2580	2580	3040	3470	117	133	10-158	13	30	
1,1-Dichloropropene	ug/kg	ND	2580	2580	2740	2960	106	114	68-133	8	30	
1,2,3-Trichlorobenzene	ug/kg	ND	2580	2580	2310	2550	89	99	27-138	10	30	
1,2,3-Trichloropropane	ug/kg	ND	2580	2580	2400	2570	93	100	67-130	7	30	
1,2,4-Trichlorobenzene	ug/kg	ND	2580	2580	2300	2500	89	97	51-134	8	30	
1,2,4-Trimethylbenzene	ug/kg	ND	2580	2580	2480	2790	96	108	63-136	12	30	
1,2-Dibromo-3-chloropropane	ug/kg	ND	2580	2580	2330	2460	90	95	32-130	6	30	
1,2-Dibromoethane (EDB)	ug/kg	ND	2580	2580	2760	2940	107	114	70-130	6	30	
1,2-Dichlorobenzene	ug/kg	ND	2580	2580	2540	2790	98	108	69-130	10	30	
1,2-Dichloroethane	ug/kg	ND	2580	2580	2560	2770	99	107	59-130	8	30	
1,2-Dichloropropane	ug/kg	ND	2580	2580	2820	3070	109	119	70-130	9	30	
1,3,5-Trimethylbenzene	ug/kg	ND	2580	2580	2260	2530	87	98	65-137	12	30	
1,3-Dichlorobenzene	ug/kg	ND	2580	2580	2540	2830	98	110	70-130	11	30	
1,3-Dichloropropane	ug/kg	ND	2580	2580	2810	3040	109	117	70-130	8	30	
1,4-Dichlorobenzene	ug/kg	ND	2580	2580	2510	2780	97	108	68-130	10	30	
2,2-Dichloropropane	ug/kg	ND	2580	2580	1480	1610	57	62	32-130	8	30	v3
2-Butanone (MEK)	ug/kg	ND	5170	5170	5160	5550	100	107	10-136	7	30	
2-Chlorotoluene	ug/kg	ND	2580	2580	2450	2680	95	104	69-141	9	30	
2-Hexanone	ug/kg	ND	5170	5170	5270	5620	102	109	10-144	6	30	
4-Chlorotoluene	ug/kg	ND	2580	2580	2390	2610	92	101	70-132	9	30	
4-Methyl-2-pentanone (MIBK)	ug/kg	ND	5170	5170	5210	5620	101	109	25-143	8	30	

Results presented on this page are in the units indicated by the "Units" column except where an alternate unit is presented to the right of the result.

REPORT OF LABORATORY ANALYSIS

This report shall not be reproduced, except in full,
without the written consent of Pace Analytical Services, LLC.

Pace Analytical Services, LLC
9800 Kincey Ave. Suite 100
Huntersville, NC 28078
(704)875-9092

QUALITY CONTROL DATA

Project: CPC Huntersville/CPC 21018
Pace Project No.: 92546394

MATRIX SPIKE & MATRIX SPIKE DUPLICATE: 3309143 3309144

Parameter	Units	92545328011 Result	MS Spike Conc.	MSD Spike Conc.	MS Result	MSD Result	MS % Rec	MSD % Rec	% Rec Limits	RPD	Max RPD	Qual
Acetone	ug/kg	ND	5170	5170	5810	6000	112	116	10-130	3	30	
Benzene	ug/kg	ND	2580	2580	2810	3070	108	118	67-130	9	30	
Bromobenzene	ug/kg	ND	2580	2580	2670	2830	103	109	70-130	6	30	
Bromochloromethane	ug/kg	ND	2580	2580	2970	3210	115	124	69-134	8	30	
Bromodichloromethane	ug/kg	ND	2580	2580	2390	2610	93	101	64-130	9	30	
Bromoform	ug/kg	ND	2580	2580	2340	2540	91	98	62-130	8	30	
Bromomethane	ug/kg	ND	2580	2580	2240	2510	87	97	20-176	11	30	IK
Carbon tetrachloride	ug/kg	ND	2580	2580	2580	2830	100	110	65-140	9	30	
Chlorobenzene	ug/kg	ND	2580	2580	2810	3030	109	117	70-130	8	30	
Chloroethane	ug/kg	ND	2580	2580	1590	1970	62	76	10-130	21	30	
Chloroform	ug/kg	ND	2580	2580	2630	2860	102	110	63-130	8	30	
Chloromethane	ug/kg	ND	2580	2580	3290	3510	127	136	58-130	7	30	M1
cis-1,2-Dichloroethene	ug/kg	13500	2580	2580	17200	17400	140	148	66-130	1	30	M1
cis-1,3-Dichloropropene	ug/kg	ND	2580	2580	2340	2570	90	99	67-130	9	30	
Dibromochloromethane	ug/kg	ND	2580	2580	2480	2690	96	104	67-130	8	30	
Dibromomethane	ug/kg	ND	2580	2580	2870	3180	111	123	63-131	10	30	
Dichlorodifluoromethane	ug/kg	ND	2580	2580	2860	3200	110	124	44-180	11	30	
Diisopropyl ether	ug/kg	ND	2580	2580	2530	2730	98	106	63-130	8	30	
Ethylbenzene	ug/kg	74.1	2580	2580	2660	2860	100	108	66-130	7	30	
Hexachloro-1,3-butadiene	ug/kg	ND	2580	2580	2370	2610	91	101	64-150	10	30	v3
Isopropylbenzene (Cumene)	ug/kg	ND	2580	2580	2720	2890	105	112	69-135	6	30	
m&p-Xylene	ug/kg	122	5170	5170	5280	5780	100	109	60-133	9	30	
Methyl-tert-butyl ether	ug/kg	ND	2580	2580	2560	2810	99	109	65-130	9	30	
Methylene Chloride	ug/kg	ND	2580	2580	3110	3370	120	130	61-130	8	30	
n-Butylbenzene	ug/kg	ND	2580	2580	2160	2430	84	94	65-140	12	30	v3
n-Propylbenzene	ug/kg	ND	2580	2580	2320	2580	90	100	67-140	10	30	
Naphthalene	ug/kg	ND	2580	2580	2220	2390	86	92	15-145	7	30	v3
o-Xylene	ug/kg	32.8	2580	2580	2630	2840	101	109	66-133	8	30	
p-Isopropyltoluene	ug/kg	ND	2580	2580	2270	2490	87	96	56-147	9	30	v3
sec-Butylbenzene	ug/kg	ND	2580	2580	2330	2580	90	100	65-139	10	30	
Styrene	ug/kg	ND	2580	2580	2660	2810	103	109	70-132	6	30	
tert-Butylbenzene	ug/kg	ND	2580	2580	1880	2080	73	81	62-135	11	30	
Tetrachloroethene	ug/kg	47.4	2580	2580	2830	3060	108	117	70-135	8	30	
Toluene	ug/kg	688	2580	2580	3270	3470	100	108	67-130	6	30	
trans-1,2-Dichloroethene	ug/kg	129	2580	2580	3030	3320	112	123	69-130	9	30	
trans-1,3-Dichloropropene	ug/kg	ND	2580	2580	2220	2470	86	95	62-130	11	30	
Trichloroethene	ug/kg	95.3	2580	2580	2940	3190	110	120	70-135	8	30	
Trichlorofluoromethane	ug/kg	ND	2580	2580	2710	2950	105	114	10-130	9	30	
Vinyl acetate	ug/kg	ND	5170	5170	3360	4030	65	78	53-130	18	30	
Vinyl chloride	ug/kg	565	2580	2580	3670	4020	120	133	61-148	9	30	
Xylene (Total)	ug/kg	155	7760	7760	7920	8620	100	109	63-132	8	30	
1,2-Dichloroethane-d4 (S)	%						90	92	70-130			
4-Bromofluorobenzene (S)	%						100	99	69-134			
Toluene-d8 (S)	%						101	100	70-130			

Results presented on this page are in the units indicated by the "Units" column except where an alternate unit is presented to the right of the result.

REPORT OF LABORATORY ANALYSIS

This report shall not be reproduced, except in full,
without the written consent of Pace Analytical Services, LLC.

Pace Analytical Services, LLC
9800 Kincey Ave. Suite 100
Huntersville, NC 28078
(704)875-9092

QUALITY CONTROL DATA

Project: CPC Huntersville/CPC 21018
Pace Project No.: 92546394

QC Batch: 629712
QC Batch Method: SW-846
Analysis Method: SW-846
Analysis Description: Dry Weight/Percent Moisture
Laboratory: Pace Analytical Services - Charlotte

Associated Lab Samples: 92546394001

SAMPLE DUPLICATE: 3309401

Parameter	Units	92546156001 Result	Dup Result	RPD	Max RPD	Qualifiers
Percent Moisture	%	97.0	96.9	0	25	N2

SAMPLE DUPLICATE: 3309402

Parameter	Units	92546412004 Result	Dup Result	RPD	Max RPD	Qualifiers
Percent Moisture	%	9.3	9.3	0	25	N2

Results presented on this page are in the units indicated by the "Units" column except where an alternate unit is presented to the right of the result.

REPORT OF LABORATORY ANALYSIS

This report shall not be reproduced, except in full,
without the written consent of Pace Analytical Services, LLC.

Pace Analytical Services, LLC
9800 Kincey Ave. Suite 100
Huntersville, NC 28078
(704)875-9092

QUALIFIERS

Project: CPC Huntersville/CPC 21018
Pace Project No.: 92546394

DEFINITIONS

DF - Dilution Factor, if reported, represents the factor applied to the reported data due to dilution of the sample aliquot.

ND - Not Detected at or above adjusted reporting limit.

TNTC - Too Numerous To Count

J - Estimated concentration above the adjusted method detection limit and below the adjusted reporting limit.

MDL - Adjusted Method Detection Limit.

PQL - Practical Quantitation Limit.

RL - Reporting Limit - The lowest concentration value that meets project requirements for quantitative data with known precision and bias for a specific analyte in a specific matrix.

S - Surrogate

1,2-Diphenylhydrazine decomposes to and cannot be separated from Azobenzene using Method 8270. The result for each analyte is a combined concentration.

Consistent with EPA guidelines, unrounded data are displayed and have been used to calculate % recovery and RPD values.

LCS(D) - Laboratory Control Sample (Duplicate)

MS(D) - Matrix Spike (Duplicate)

DUP - Sample Duplicate

RPD - Relative Percent Difference

NC - Not Calculable.

SG - Silica Gel - Clean-Up

U - Indicates the compound was analyzed for, but not detected.

Acid preservation may not be appropriate for 2 Chloroethylvinyl ether.

A separate vial preserved to a pH of 4-5 is recommended in SW846 Chapter 4 for the analysis of Acrolein and Acrylonitrile by EPA Method 8260.

N-Nitrosodiphenylamine decomposes and cannot be separated from Diphenylamine using Method 8270. The result reported for each analyte is a combined concentration.

Pace Analytical is TNI accredited. Contact your Pace PM for the current list of accredited analytes.

TNI - The NELAC Institute.

ANALYTE QUALIFIERS

IK	The recalculated concentration of the calibration standard(s) did not meet method acceptance criteria; this result should be considered an estimated value.
M1	Matrix spike recovery exceeded QC limits. Batch accepted based on laboratory control sample (LCS) recovery.
N2	The lab does not hold NELAC/TNI accreditation for this parameter but other accreditations/certifications may apply. A complete list of accreditations/certifications is available upon request.
S0	Surrogate recovery outside laboratory control limits.
v3	The continuing calibration verification was below the method acceptance limit. Any detection for the analyte in the associated samples may have low bias.

This report shall not be reproduced, except in full,
without the written consent of Pace Analytical Services, LLC.

Pace Analytical Services, LLC
9800 Kincey Ave. Suite 100
Huntersville, NC 28078
(704)875-9092

QUALITY CONTROL DATA CROSS REFERENCE TABLE

Project: CPC Huntersville/CPC 21018
Pace Project No.: 92546394

Lab ID	Sample ID	QC Batch Method	QC Batch	Analytical Method	Analytical Batch
92546394001	**BC8 24-26**	MADEP VPH	629922	MADEP VPH	629923
92546394001	**BC8 24-26**	EPA 5035A/5030B	629650	EPA 8260D	629694
92546394001	**BC8 24-26**	SW-846	629712		

This report shall not be reproduced, except in full,
without the written consent of Pace Analytical Services, LLC.

CHAIN-OF-CUSTODY Analytical Request Document

Pace Analytical

Chain-of-Custody is a LEGAL DOCUMENT - Complete all relevent fields

LAB USE ONLY- Affix Workorder/Login Label Here or List Pace Workorder Number or

WO# : 92546394

92546394

ALL

Company:	APEX COMPANIES, LLC
Address:	1900 NORTHWOODS BUSINESS PKWY, STE O
Report To:	ANDREW STREET
Copy To:	JOHN STRECKER
Customer Project Name/Number:	CPC RUNNERSVILLE / CPC C1018
Phone: / Email:	
Site/Facility ID #:	
Collected By (print):	CHRIS REEVES
Collected By (Signature):	
Purchase Order #:	2020-21-2248
Quote #:	
Turnaround Date Required:	
Billing Information:	
Email To:	
Site Collection Info/Address:	
State: / County/City:	
Time Zone Collected:	[ ] PT [ ] MT [ ] CT [X] ET
Compliance Monitoring?	[ ] Yes [ ] No
DW PWS ID #:	
DW Location Code:	
Immediately Packed on Ice:	[X] Yes [ ] No
Field Filtered (if applicable):	[ ] Yes [ ] No
Analysis:	

Sample Disposal: [X] Dispose as appropriate [ ] Return [ ] Archive: _____ [ ] Hold: _____

Rush: [ ] Same Day [ ] Next Day [ ] 2 Day [ ] 3 Day [ ] 4 Day [ ] 5 Day (Expedite Charges Apply)

** Preservative Types: (1) nitric acid, (2) sulfuric acid, (3) hydrochloric acid, (4) sodium hydroxide, (5) zinc acetate, (6) methanol, (7) sodium bisulfate, (8) sodium thiosulfate, (9) hexane, (A) ascorbic acid, (B) ammonium sulfate, (C) ammonium hydroxide, (D) TSP, (U) Unpreserved, (O) Other _____

* Matrix Codes (Insert in Matrix box below): Drinking Water (DW), Ground Water (GW), Wastewater (WW), Product (P), Soil/Solid (SL), Oil (OL), Wipe (WP), Air (AR), Tissue (TS), Bioassay (B), Vapor (V), Other (OT)

Customer Sample ID	Matrix *	Comp / Grab	Collected (or Composite Start) Date	Collected (or Composite Start) Time	Composite End Date	Composite End Time	Res Cl	# of Ctns	Analyses: MADEP VPH	Analyses: 8260 VOCs	Lab Profile/Line: Lab Sample # / Comments
BC8 24-26	SOIL	GRAB	6.23.21	1600				3	X	X	92546394 001
						CDE 6.23.21					

Lab Sample Receipt Checklist:

Custody Seals Present/Intact	Y	N	NA
Custody Signatures Present	Y	N	NA
Collector Signature Present	Y	N	NA
Bottles Intact	Y	N	NA
Correct Bottles	Y	N	NA
Sufficient Volume	Y	N	NA
Samples Received on Ice	Y	N	NA
VOA - Headspace Acceptable	Y	N	NA
USDA Regulated Soils	Y	N	NA
Samples in Holding Time	Y	N	NA
Residual Chlorine Present	Y	N	NA
Cl Strips: _____			
Sample pH Acceptable	Y	N	NA
pH Strips: _____			
Sulfide Present	Y	N	NA
Lead Acetate Strips: _____			

LAB USE ONLY:

Customer Remarks / Special Conditions / Possible Hazards:

Type of Ice Used: (Wet) Blue Dry None

Packing Material Used:

Radchem sample(s) screened (<500 cpm): Y N NA

SHORT HOLDS PRESENT (<72 hours): Y (N) N/A

Lab Tracking #: 2632547

Samples received via: FEDEX UPS Client Courier (Pace Courier)

Lab Sample Temperature Info:

Temp Blank Received: Y N NA

Therm ID#: IR 92706H

Cooler 1 Temp Upon Receipt: 4.1 oC

Cooler 1 Therm Corr. Factor: -.1 oC

Cooler 1 Corrected Temp: 4.0 oC

Comments:

	Date/Time:	Received by/Company: (Signature)	Date/Time:
Relinquished by/Company: (Signature)	6.24.21		6-24-21/0650
Relinquished by/Company: (Signature)	6-24-21/1230		6-24-21/1230
Relinquished by/Company: (Signature)	6-24-21/1300	Jake Whitman	6-25-21 1300

MTJL LAB USE ONLY

Table #:

Acctnum:

Template:

Prelogin:

PM:

PB:

Trip Blank Received: Y (N) NA

HCL MeOH TSP Other

Non Conformance(s): YES / NO

Page: _____ of: _____

Pace Analytical Services, LLC
9800 Kincey Ave. Suite 100
Huntersville, NC 28078
(704)875-9092

July 08, 2021

Andrew Street
Apex Companies - NC
5900 Northwoods Business Pkwy
Suite 5900-0
Charlotte, NC 28269

RE: Project: CPC21028/2020-L1-2448
Pace Project No.: 92546499

Dear Andrew Street:

Enclosed are the analytical results for sample(s) received by the laboratory on June 25, 2021. The results relate only to the samples included in this report. Results reported herein conform to the applicable TNI/NELAC Standards and the laboratory's Quality Manual, where applicable, unless otherwise noted in the body of the report.

The test results provided in this final report were generated by each of the following laboratories within the Pace Network:

- Pace Analytical Services - Charlotte

A revised laboratory report is being submitted on 7/8/21 to revise the sample ID, per client request.

If you have any questions concerning this report, please feel free to contact me.

Sincerely,

Angela M. Baioni

Angela Baioni
angela.baioni@pacelabs.com
(704)875-9092
Project Manager

Enclosures

cc: J Culbreath, Colonial Pipeline Company
Naomi Fretz, APEX Companies, LLC
Robert Hughes, Colonial Pipeline
Cameron Lee, Montrose-EPS
Jamie Moran, APEX Companies, LLC
Jeff Morrison, Colonial Pipeline Company
Tom Naumann, APEX Companies - NC
Joe Nicolette, Montrose-EPS
Christopher Schultz, Apex Companies
Matt Teixeira, Apex Companies, LLC
Michael Verdon, Colonial Pipeline Company
JM Wyatt, Colonial Pipeline Company

REPORT OF LABORATORY ANALYSIS

This report shall not be reproduced, except in full,
without the written consent of Pace Analytical Services, LLC.

Pace Analytical Services, LLC
9800 Kincey Ave. Suite 100
Huntersville, NC 28078
(704)875-9092

CERTIFICATIONS

Project: CPC21028/2020-L1-2448
Pace Project No.: 92546499

Pace Analytical Services Charlotte
9800 Kincey Ave. Ste 100, Huntersville, NC 28078
Louisiana/NELAP Certification # LA170028
North Carolina Drinking Water Certification #: 37706
North Carolina Field Services Certification #: 5342
North Carolina Wastewater Certification #: 12
South Carolina Certification #: 99006001
Florida/NELAP Certification #: E87627
Kentucky UST Certification #: 84
Virginia/VELAP Certification #: 460221

REPORT OF LABORATORY ANALYSIS

This report shall not be reproduced, except in full,
without the written consent of Pace Analytical Services, LLC.

Pace Analytical Services, LLC
9800 Kincey Ave. Suite 100
Huntersville, NC 28078
(704)875-9092

SAMPLE SUMMARY

Project: CPC21028/2020-L1-2448
Pace Project No.: 92546499

Lab ID	Sample ID	Matrix	Date Collected	Date Received
92546499001	**Whitby SB-17 (25-27')**	Solid	06/25/21 08:40	06/25/21 13:40

REPORT OF LABORATORY ANALYSIS

This report shall not be reproduced, except in full,
without the written consent of Pace Analytical Services, LLC.

Pace Analytical Services, LLC
9800 Kincey Ave. Suite 100
Huntersville, NC 28078
(704)875-9092

SAMPLE ANALYTE COUNT

Project: CPC21028/2020-L1-2448
Pace Project No.: 92546499

Lab ID	Sample ID	Method	Analysts	Analytes Reported	Laboratory
92546499001	**Whitby SB-17 (25-27')**	MADEP VPH	MAD	6	PASI-C
		EPA 8260D	LMB	70	PASI-C
		SW-846	KDF	1	PASI-C

PASI-C = Pace Analytical Services - Charlotte

This report shall not be reproduced, except in full,
without the written consent of Pace Analytical Services, LLC.

Pace Analytical Services, LLC
9800 Kincey Ave. Suite 100
Huntersville, NC 28078
(704)875-9092

ANALYTICAL RESULTS

Project: CPC21028/2020-L1-2448
Pace Project No.: 92546499

Sample: Whitby SB-17 (25-27') **Lab ID: 92546499001** Collected: 06/25/21 08:40 Received: 06/25/21 13:40 Matrix: Solid

Results reported on a "dry weight" basis and are adjusted for percent moisture, sample size and any dilutions.

Parameters	Results	Units	Report Limit	MDL	DF	Prepared	Analyzed	CAS No.	Qual
VPH NC Soil	Analytical Method: MADEP VPH Preparation Method: MADEP VPH Pace Analytical Services - Charlotte								
Total VPH (C5-C12)	**11200**	mg/kg	68.0	68.0	10	06/28/21 06:34	06/29/21 05:18		N2
Aliphatic (C05-C08)	**6250**	mg/kg	68.0	68.0	10	06/28/21 06:34	06/29/21 05:18		N2
Aliphatic(C09-C12) Adjusted	**3400**	mg/kg	68.0	68.0	10	06/28/21 06:34	06/29/21 05:18		N2
Aromatic (C09-C10)	**1500**	mg/kg	68.0	68.0	10	06/28/21 06:34	06/29/21 05:18		N2
Surrogates									
4-Bromofluorobenzene (FID) (S)	155	%	70-130		10	06/28/21 06:34	06/29/21 05:18	460-00-4	S2
4-Bromofluorobenzene (PID) (S)	102	%	70-130		10	06/28/21 06:34	06/29/21 05:18	460-00-4	
8260D/5035A/5030B Volatiles	Analytical Method: EPA 8260D Preparation Method: EPA 5035A/5030B Pace Analytical Services - Charlotte								
Acetone	ND	ug/kg	9740	3130	50	06/26/21 15:47	06/27/21 09:55	67-64-1	
Benzene	**5740**	ug/kg	487	194	50	06/26/21 15:47	06/27/21 09:55	71-43-2	
Bromobenzene	ND	ug/kg	487	159	50	06/26/21 15:47	06/27/21 09:55	108-86-1	
Bromochloromethane	ND	ug/kg	487	144	50	06/26/21 15:47	06/27/21 09:55	74-97-5	
Bromodichloromethane	ND	ug/kg	487	188	50	06/26/21 15:47	06/27/21 09:55	75-27-4	
Bromoform	ND	ug/kg	487	171	50	06/26/21 15:47	06/27/21 09:55	75-25-2	
Bromomethane	ND	ug/kg	974	770	50	06/26/21 15:47	06/27/21 09:55	74-83-9	IK
2-Butanone (MEK)	ND	ug/kg	9740	2340	50	06/26/21 15:47	06/27/21 09:55	78-93-3	
n-Butylbenzene	**13200**	ug/kg	487	230	50	06/26/21 15:47	06/27/21 09:55	104-51-8	v3
sec-Butylbenzene	ND	ug/kg	487	214	50	06/26/21 15:47	06/27/21 09:55	135-98-8	
tert-Butylbenzene	ND	ug/kg	487	173	50	06/26/21 15:47	06/27/21 09:55	98-06-6	
Carbon tetrachloride	ND	ug/kg	487	182	50	06/26/21 15:47	06/27/21 09:55	56-23-5	
Chlorobenzene	ND	ug/kg	487	93.5	50	06/26/21 15:47	06/27/21 09:55	108-90-7	
Chloroethane	ND	ug/kg	974	376	50	06/26/21 15:47	06/27/21 09:55	75-00-3	
Chloroform	ND	ug/kg	487	296	50	06/26/21 15:47	06/27/21 09:55	67-66-3	
Chloromethane	ND	ug/kg	974	409	50	06/26/21 15:47	06/27/21 09:55	74-87-3	
2-Chlorotoluene	ND	ug/kg	487	172	50	06/26/21 15:47	06/27/21 09:55	95-49-8	
4-Chlorotoluene	ND	ug/kg	487	86.2	50	06/26/21 15:47	06/27/21 09:55	106-43-4	
1,2-Dibromo-3-chloropropane	ND	ug/kg	487	189	50	06/26/21 15:47	06/27/21 09:55	96-12-8	
Dibromochloromethane	ND	ug/kg	487	274	50	06/26/21 15:47	06/27/21 09:55	124-48-1	
1,2-Dibromoethane (EDB)	ND	ug/kg	487	214	50	06/26/21 15:47	06/27/21 09:55	106-93-4	
Dibromomethane	ND	ug/kg	487	104	50	06/26/21 15:47	06/27/21 09:55	74-95-3	
1,2-Dichlorobenzene	ND	ug/kg	487	175	50	06/26/21 15:47	06/27/21 09:55	95-50-1	
1,3-Dichlorobenzene	ND	ug/kg	487	151	50	06/26/21 15:47	06/27/21 09:55	541-73-1	
1,4-Dichlorobenzene	ND	ug/kg	487	127	50	06/26/21 15:47	06/27/21 09:55	106-46-7	
Dichlorodifluoromethane	ND	ug/kg	974	211	50	06/26/21 15:47	06/27/21 09:55	75-71-8	
1,1-Dichloroethane	ND	ug/kg	487	201	50	06/26/21 15:47	06/27/21 09:55	75-34-3	
1,2-Dichloroethane	ND	ug/kg	487	323	50	06/26/21 15:47	06/27/21 09:55	107-06-2	
1,1-Dichloroethene	ND	ug/kg	487	201	50	06/26/21 15:47	06/27/21 09:55	75-35-4	
cis-1,2-Dichloroethene	ND	ug/kg	487	167	50	06/26/21 15:47	06/27/21 09:55	156-59-2	
trans-1,2-Dichloroethene	ND	ug/kg	487	171	50	06/26/21 15:47	06/27/21 09:55	156-60-5	
1,2-Dichloropropane	ND	ug/kg	487	146	50	06/26/21 15:47	06/27/21 09:55	78-87-5	
1,3-Dichloropropane	ND	ug/kg	487	152	50	06/26/21 15:47	06/27/21 09:55	142-28-9	
2,2-Dichloropropane	ND	ug/kg	487	159	50	06/26/21 15:47	06/27/21 09:55	594-20-7	v2

REPORT OF LABORATORY ANALYSIS

This report shall not be reproduced, except in full,
without the written consent of Pace Analytical Services, LLC.

Pace Analytical Services, LLC
9800 Kincey Ave. Suite 100
Huntersville, NC 28078
(704)875-9092

ANALYTICAL RESULTS

Project: CPC21028/2020-L1-2448
Pace Project No.: 92546499

Sample: Whitby SB-17 (25-27') **Lab ID: 92546499001** Collected: 06/25/21 08:40 Received: 06/25/21 13:40 Matrix: Solid

Results reported on a "dry weight" basis and are adjusted for percent moisture, sample size and any dilutions.

Parameters	Results	Units	Report Limit	MDL	DF	Prepared	Analyzed	CAS No.	Qual
8260D/5035A/5030B Volatiles	Analytical Method: EPA 8260D Preparation Method: EPA 5035A/5030B Pace Analytical Services - Charlotte								
1,1-Dichloropropene	ND	ug/kg	487	234	50	06/26/21 15:47	06/27/21 09:55	563-58-6	
cis-1,3-Dichloropropene	ND	ug/kg	487	133	50	06/26/21 15:47	06/27/21 09:55	10061-01-5	
trans-1,3-Dichloropropene	ND	ug/kg	487	168	50	06/26/21 15:47	06/27/21 09:55	10061-02-6	
Diisopropyl ether	ND	ug/kg	487	132	50	06/26/21 15:47	06/27/21 09:55	108-20-3	
Ethylbenzene	**97300**	ug/kg	487	227	50	06/26/21 15:47	06/27/21 09:55	100-41-4	
Hexachloro-1,3-butadiene	ND	ug/kg	974	797	50	06/26/21 15:47	06/27/21 09:55	87-68-3	v2
2-Hexanone	ND	ug/kg	4870	470	50	06/26/21 15:47	06/27/21 09:55	591-78-6	
Isopropylbenzene (Cumene)	ND	ug/kg	487	166	50	06/26/21 15:47	06/27/21 09:55	98-82-8	
p-Isopropyltoluene	**13500**	ug/kg	487	240	50	06/26/21 15:47	06/27/21 09:55	99-87-6	v3
Methylene Chloride	ND	ug/kg	1950	1330	50	06/26/21 15:47	06/27/21 09:55	75-09-2	
4-Methyl-2-pentanone (MIBK)	ND	ug/kg	4870	470	50	06/26/21 15:47	06/27/21 09:55	108-10-1	
Methyl-tert-butyl ether	ND	ug/kg	487	182	50	06/26/21 15:47	06/27/21 09:55	1634-04-4	
Naphthalene	**36900**	ug/kg	487	256	50	06/26/21 15:47	06/27/21 09:55	91-20-3	v3
n-Propylbenzene	ND	ug/kg	487	173	50	06/26/21 15:47	06/27/21 09:55	103-65-1	
Styrene	ND	ug/kg	487	129	50	06/26/21 15:47	06/27/21 09:55	100-42-5	
1,1,1,2-Tetrachloroethane	ND	ug/kg	487	187	50	06/26/21 15:47	06/27/21 09:55	630-20-6	
1,1,2,2-Tetrachloroethane	ND	ug/kg	487	129	50	06/26/21 15:47	06/27/21 09:55	79-34-5	
Tetrachloroethene	ND	ug/kg	487	154	50	06/26/21 15:47	06/27/21 09:55	127-18-4	
Toluene	**186000**	ug/kg	487	138	50	06/26/21 15:47	06/27/21 09:55	108-88-3	
1,2,3-Trichlorobenzene	ND	ug/kg	487	394	50	06/26/21 15:47	06/27/21 09:55	87-61-6	
1,2,4-Trichlorobenzene	ND	ug/kg	487	409	50	06/26/21 15:47	06/27/21 09:55	120-82-1	
1,1,1-Trichloroethane	ND	ug/kg	487	253	50	06/26/21 15:47	06/27/21 09:55	71-55-6	
1,1,2-Trichloroethane	ND	ug/kg	487	162	50	06/26/21 15:47	06/27/21 09:55	79-00-5	
Trichloroethene	ND	ug/kg	487	126	50	06/26/21 15:47	06/27/21 09:55	79-01-6	
Trichlorofluoromethane	ND	ug/kg	487	268	50	06/26/21 15:47	06/27/21 09:55	75-69-4	
1,2,3-Trichloropropane	ND	ug/kg	487	247	50	06/26/21 15:47	06/27/21 09:55	96-18-4	
1,2,4-Trimethylbenzene	**299000**	ug/kg	487	133	50	06/26/21 15:47	06/27/21 09:55	95-63-6	
1,3,5-Trimethylbenzene	**78500**	ug/kg	487	164	50	06/26/21 15:47	06/27/21 09:55	108-67-8	
Vinyl acetate	ND	ug/kg	4870	355	50	06/26/21 15:47	06/27/21 09:55	108-05-4	
Vinyl chloride	ND	ug/kg	974	247	50	06/26/21 15:47	06/27/21 09:55	75-01-4	
Xylene (Total)	**531000**	ug/kg	974	278	50	06/26/21 15:47	06/27/21 09:55	1330-20-7	
m&p-Xylene	**373000**	ug/kg	974	333	50	06/26/21 15:47	06/27/21 09:55	179601-23-1	
o-Xylene	**158000**	ug/kg	487	215	50	06/26/21 15:47	06/27/21 09:55	95-47-6	
Surrogates									
Toluene-d8 (S)	99	%	70-130		50	06/26/21 15:47	06/27/21 09:55	2037-26-5	
4-Bromofluorobenzene (S)	99	%	69-134		50	06/26/21 15:47	06/27/21 09:55	460-00-4	
1,2-Dichloroethane-d4 (S)	96	%	70-130		50	06/26/21 15:47	06/27/21 09:55	17060-07-0	
Percent Moisture	Analytical Method: SW-846 Pace Analytical Services - Charlotte								
Percent Moisture	**17.5**	%	0.10	0.10	1		06/25/21 17:16		N2

REPORT OF LABORATORY ANALYSIS

This report shall not be reproduced, except in full,
without the written consent of Pace Analytical Services, LLC.

Pace Analytical Services, LLC
9800 Kincey Ave. Suite 100
Huntersville, NC 28078
(704)875-9092

QUALITY CONTROL DATA

Project: CPC21028/2020-L1-2448
Pace Project No.: 92546499

QC Batch: 629922
QC Batch Method: MADEP VPH
Analysis Method: MADEP VPH
Analysis Description: VPH NC Soil
Laboratory: Pace Analytical Services - Charlotte
Associated Lab Samples: 92546499001

METHOD BLANK: 3310145 Matrix: Solid
Associated Lab Samples: 92546499001

Parameter	Units	Blank Result	Reporting Limit	MDL	Analyzed	Qualifiers
Aliphatic (C05-C08)	mg/kg	ND	2.5	2.5	06/28/21 11:42	N2
Aromatic (C09-C10)	mg/kg	ND	2.5	2.5	06/28/21 11:42	N2
4-Bromofluorobenzene (FID) (S)	%	106	70-130		06/28/21 11:42	
4-Bromofluorobenzene (PID) (S)	%	105	70-130		06/28/21 11:42	

LABORATORY CONTROL SAMPLE & LCSD: 3310146 3310147

Parameter	Units	Spike Conc.	LCS Result	LCSD Result	LCS % Rec	LCSD % Rec	% Rec Limits	RPD	Max RPD	Qualifiers
Aliphatic (C05-C08)	mg/kg	15	11.9	13.8	79	92	70-130	15	25	N2
Aromatic (C09-C10)	mg/kg	5	4.7	5.3	95	106	70-130	12	25	N2
4-Bromofluorobenzene (FID) (S)	%				92	94	70-130			
4-Bromofluorobenzene (PID) (S)	%				91	92	70-130			

Results presented on this page are in the units indicated by the "Units" column except where an alternate unit is presented to the right of the result.

REPORT OF LABORATORY ANALYSIS

This report shall not be reproduced, except in full,
without the written consent of Pace Analytical Services, LLC.

Pace Analytical Services, LLC
9800 Kincey Ave. Suite 100
Huntersville, NC 28078
(704)875-9092

QUALITY CONTROL DATA

Project: CPC21028/2020-L1-2448
Pace Project No.: 92546499

QC Batch: 629843
QC Batch Method: EPA 5035A/5030B
Analysis Method: EPA 8260D
Analysis Description: 8260D 5035A 5030B
Laboratory: Pace Analytical Services - Charlotte

Associated Lab Samples: 92546499001

METHOD BLANK: 3309992 Matrix: Solid
Associated Lab Samples: 92546499001

Parameter	Units	Blank Result	Reporting Limit	MDL	Analyzed	Qualifiers
1,1,1,2-Tetrachloroethane	ug/kg	ND	5.0	1.9	06/27/21 07:35	
1,1,1-Trichloroethane	ug/kg	ND	5.0	2.6	06/27/21 07:35	
1,1,2,2-Tetrachloroethane	ug/kg	ND	5.0	1.3	06/27/21 07:35	
1,1,2-Trichloroethane	ug/kg	ND	5.0	1.7	06/27/21 07:35	
1,1-Dichloroethane	ug/kg	ND	5.0	2.1	06/27/21 07:35	
1,1-Dichloroethene	ug/kg	ND	5.0	2.1	06/27/21 07:35	
1,1-Dichloropropene	ug/kg	ND	5.0	2.4	06/27/21 07:35	
1,2,3-Trichlorobenzene	ug/kg	ND	5.0	4.0	06/27/21 07:35	
1,2,3-Trichloropropane	ug/kg	ND	5.0	2.5	06/27/21 07:35	
1,2,4-Trichlorobenzene	ug/kg	ND	5.0	4.2	06/27/21 07:35	
1,2,4-Trimethylbenzene	ug/kg	ND	5.0	1.4	06/27/21 07:35	
1,2-Dibromo-3-chloropropane	ug/kg	ND	5.0	1.9	06/27/21 07:35	
1,2-Dibromoethane (EDB)	ug/kg	ND	5.0	2.2	06/27/21 07:35	
1,2-Dichlorobenzene	ug/kg	ND	5.0	1.8	06/27/21 07:35	
1,2-Dichloroethane	ug/kg	ND	5.0	3.3	06/27/21 07:35	
1,2-Dichloropropane	ug/kg	ND	5.0	1.5	06/27/21 07:35	
1,3,5-Trimethylbenzene	ug/kg	ND	5.0	1.7	06/27/21 07:35	
1,3-Dichlorobenzene	ug/kg	ND	5.0	1.6	06/27/21 07:35	
1,3-Dichloropropane	ug/kg	ND	5.0	1.6	06/27/21 07:35	
1,4-Dichlorobenzene	ug/kg	ND	5.0	1.3	06/27/21 07:35	
2,2-Dichloropropane	ug/kg	ND	5.0	1.6	06/27/21 07:35	v2
2-Butanone (MEK)	ug/kg	ND	100	24.0	06/27/21 07:35	
2-Chlorotoluene	ug/kg	ND	5.0	1.8	06/27/21 07:35	
2-Hexanone	ug/kg	ND	50.0	4.8	06/27/21 07:35	
4-Chlorotoluene	ug/kg	ND	5.0	0.88	06/27/21 07:35	
4-Methyl-2-pentanone (MIBK)	ug/kg	ND	50.0	4.8	06/27/21 07:35	
Acetone	ug/kg	ND	100	32.1	06/27/21 07:35	
Benzene	ug/kg	ND	5.0	2.0	06/27/21 07:35	
Bromobenzene	ug/kg	ND	5.0	1.6	06/27/21 07:35	
Bromochloromethane	ug/kg	ND	5.0	1.5	06/27/21 07:35	
Bromodichloromethane	ug/kg	ND	5.0	1.9	06/27/21 07:35	
Bromoform	ug/kg	ND	5.0	1.8	06/27/21 07:35	
Bromomethane	ug/kg	ND	10.0	7.9	06/27/21 07:35	IK
Carbon tetrachloride	ug/kg	ND	5.0	1.9	06/27/21 07:35	
Chlorobenzene	ug/kg	ND	5.0	0.96	06/27/21 07:35	
Chloroethane	ug/kg	ND	10.0	3.9	06/27/21 07:35	
Chloroform	ug/kg	ND	5.0	3.0	06/27/21 07:35	
Chloromethane	ug/kg	ND	10.0	4.2	06/27/21 07:35	
cis-1,2-Dichloroethene	ug/kg	ND	5.0	1.7	06/27/21 07:35	
cis-1,3-Dichloropropene	ug/kg	ND	5.0	1.4	06/27/21 07:35	

Results presented on this page are in the units indicated by the "Units" column except where an alternate unit is presented to the right of the result.

REPORT OF LABORATORY ANALYSIS

This report shall not be reproduced, except in full,
without the written consent of Pace Analytical Services, LLC.

Pace Analytical Services, LLC
9800 Kincey Ave. Suite 100
Huntersville, NC 28078
(704)875-9092

QUALITY CONTROL DATA

Project: CPC21028/2020-L1-2448
Pace Project No.: 92546499

METHOD BLANK: 3309992 Matrix: Solid
Associated Lab Samples: 92546499001

Parameter	Units	Blank Result	Reporting Limit	MDL	Analyzed	Qualifiers
Dibromochloromethane	ug/kg	ND	5.0	2.8	06/27/21 07:35	
Dibromomethane	ug/kg	ND	5.0	1.1	06/27/21 07:35	
Dichlorodifluoromethane	ug/kg	ND	10.0	2.2	06/27/21 07:35	
Diisopropyl ether	ug/kg	ND	5.0	1.4	06/27/21 07:35	
Ethylbenzene	ug/kg	ND	5.0	2.3	06/27/21 07:35	
Hexachloro-1,3-butadiene	ug/kg	ND	10.0	8.2	06/27/21 07:35	v2
Isopropylbenzene (Cumene)	ug/kg	ND	5.0	1.7	06/27/21 07:35	
m&p-Xylene	ug/kg	ND	10.0	3.4	06/27/21 07:35	
Methyl-tert-butyl ether	ug/kg	ND	5.0	1.9	06/27/21 07:35	
Methylene Chloride	ug/kg	ND	20.0	13.7	06/27/21 07:35	
n-Butylbenzene	ug/kg	ND	5.0	2.4	06/27/21 07:35	v2
n-Propylbenzene	ug/kg	ND	5.0	1.8	06/27/21 07:35	
Naphthalene	ug/kg	ND	5.0	2.6	06/27/21 07:35	v2
o-Xylene	ug/kg	ND	5.0	2.2	06/27/21 07:35	
p-Isopropyltoluene	ug/kg	ND	5.0	2.5	06/27/21 07:35	v2
sec-Butylbenzene	ug/kg	ND	5.0	2.2	06/27/21 07:35	
Styrene	ug/kg	ND	5.0	1.3	06/27/21 07:35	
tert-Butylbenzene	ug/kg	ND	5.0	1.8	06/27/21 07:35	
Tetrachloroethene	ug/kg	ND	5.0	1.6	06/27/21 07:35	
Toluene	ug/kg	ND	5.0	1.4	06/27/21 07:35	
trans-1,2-Dichloroethene	ug/kg	ND	5.0	1.8	06/27/21 07:35	
trans-1,3-Dichloropropene	ug/kg	ND	5.0	1.7	06/27/21 07:35	
Trichloroethene	ug/kg	ND	5.0	1.3	06/27/21 07:35	
Trichlorofluoromethane	ug/kg	ND	5.0	2.8	06/27/21 07:35	
Vinyl acetate	ug/kg	ND	50.0	3.6	06/27/21 07:35	
Vinyl chloride	ug/kg	ND	10.0	2.5	06/27/21 07:35	
Xylene (Total)	ug/kg	ND	10.0	2.8	06/27/21 07:35	
1,2-Dichloroethane-d4 (S)	%	98	70-130		06/27/21 07:35	
4-Bromofluorobenzene (S)	%	94	69-134		06/27/21 07:35	
Toluene-d8 (S)	%	99	70-130		06/27/21 07:35	

LABORATORY CONTROL SAMPLE: 3309993

Parameter	Units	Spike Conc.	LCS Result	LCS % Rec	% Rec Limits	Qualifiers
1,1,1,2-Tetrachloroethane	ug/kg	1250	1150	92	70-130	
1,1,1-Trichloroethane	ug/kg	1250	1090	87	70-130	
1,1,2,2-Tetrachloroethane	ug/kg	1250	1140	91	70-130	
1,1,2-Trichloroethane	ug/kg	1250	1120	90	70-130	
1,1-Dichloroethane	ug/kg	1250	1300	104	70-130	
1,1-Dichloroethene	ug/kg	1250	1360	109	70-130	
1,1-Dichloropropene	ug/kg	1250	1190	95	70-130	
1,2,3-Trichlorobenzene	ug/kg	1250	1010	81	65-130	
1,2,3-Trichloropropane	ug/kg	1250	1140	91	70-130	
1,2,4-Trichlorobenzene	ug/kg	1250	1010	81	68-130	

Results presented on this page are in the units indicated by the "Units" column except where an alternate unit is presented to the right of the result.

REPORT OF LABORATORY ANALYSIS

This report shall not be reproduced, except in full,
without the written consent of Pace Analytical Services, LLC.

Pace Analytical Services, LLC
9800 Kincey Ave. Suite 100
Huntersville, NC 28078
(704)875-9092

QUALITY CONTROL DATA

Project: CPC21028/2020-L1-2448
Pace Project No.: 92546499

LABORATORY CONTROL SAMPLE: 3309993

Parameter	Units	Spike Conc.	LCS Result	LCS % Rec	% Rec Limits	Qualifiers
1,2,4-Trimethylbenzene	ug/kg	1250	1130	91	70-130	
1,2-Dibromo-3-chloropropane	ug/kg	1250	1090	87	70-130	
1,2-Dibromoethane (EDB)	ug/kg	1250	1250	100	70-130	
1,2-Dichlorobenzene	ug/kg	1250	1120	89	70-130	
1,2-Dichloroethane	ug/kg	1250	1150	92	63-130	
1,2-Dichloropropane	ug/kg	1250	1280	102	70-130	
1,3,5-Trimethylbenzene	ug/kg	1250	1020	81	70-130	
1,3-Dichlorobenzene	ug/kg	1250	1140	91	70-130	
1,3-Dichloropropane	ug/kg	1250	1270	102	70-130	
1,4-Dichlorobenzene	ug/kg	1250	1110	89	70-130	
2,2-Dichloropropane	ug/kg	1250	971	78	66-130	v3
2-Butanone (MEK)	ug/kg	2500	2450	98	70-130	
2-Chlorotoluene	ug/kg	1250	1100	88	70-130	
2-Hexanone	ug/kg	2500	2510	100	70-130	
4-Chlorotoluene	ug/kg	1250	1050	84	70-130	
4-Methyl-2-pentanone (MIBK)	ug/kg	2500	2490	100	70-130	
Acetone	ug/kg	2500	2490	100	69-130	
Benzene	ug/kg	1250	1230	98	70-130	
Bromobenzene	ug/kg	1250	1180	94	70-130	
Bromochloromethane	ug/kg	1250	1380	110	70-130	
Bromodichloromethane	ug/kg	1250	1110	89	69-130	
Bromoform	ug/kg	1250	1140	91	70-130	
Bromomethane	ug/kg	1250	1410	112	52-130	IK
Carbon tetrachloride	ug/kg	1250	1140	91	70-130	
Chlorobenzene	ug/kg	1250	1230	98	70-130	
Chloroethane	ug/kg	1250	1340	107	65-130	
Chloroform	ug/kg	1250	1150	92	70-130	
Chloromethane	ug/kg	1250	1310	105	55-130	
cis-1,2-Dichloroethene	ug/kg	1250	1290	103	70-130	
cis-1,3-Dichloropropene	ug/kg	1250	1170	93	70-130	
Dibromochloromethane	ug/kg	1250	1180	94	70-130	
Dibromomethane	ug/kg	1250	1300	104	70-130	
Dichlorodifluoromethane	ug/kg	1250	1130	90	45-156	
Diisopropyl ether	ug/kg	1250	1180	94	70-130	
Ethylbenzene	ug/kg	1250	1120	89	70-130	
Hexachloro-1,3-butadiene	ug/kg	1250	948	76	66-130	v3
Isopropylbenzene (Cumene)	ug/kg	1250	1150	92	70-130	
m&p-Xylene	ug/kg	2500	2230	89	70-130	
Methyl-tert-butyl ether	ug/kg	1250	1210	97	70-130	
Methylene Chloride	ug/kg	1250	1410	112	65-130	
n-Butylbenzene	ug/kg	1250	959	77	67-130	v3
n-Propylbenzene	ug/kg	1250	1030	82	70-130	
Naphthalene	ug/kg	1250	989	79	70-130	v3
o-Xylene	ug/kg	1250	1140	91	70-130	
p-Isopropyltoluene	ug/kg	1250	991	79	67-130	v3
sec-Butylbenzene	ug/kg	1250	1020	81	69-130	
Styrene	ug/kg	1250	1160	93	70-130	

Results presented on this page are in the units indicated by the "Units" column except where an alternate unit is presented to the right of the result.

REPORT OF LABORATORY ANALYSIS

This report shall not be reproduced, except in full,
without the written consent of Pace Analytical Services, LLC.

Pace Analytical Services, LLC
9800 Kincey Ave. Suite 100
Huntersville, NC 28078
(704)875-9092

QUALITY CONTROL DATA

Project: CPC21028/2020-L1-2448
Pace Project No.: 92546499

LABORATORY CONTROL SAMPLE: 3309993

Parameter	Units	Spike Conc.	LCS Result	LCS % Rec	% Rec Limits	Qualifiers
tert-Butylbenzene	ug/kg	1250	1100	88	67-130	
Tetrachloroethene	ug/kg	1250	1240	99	70-130	
Toluene	ug/kg	1250	1120	90	70-130	
trans-1,2-Dichloroethene	ug/kg	1250	1280	102	70-130	
trans-1,3-Dichloropropene	ug/kg	1250	1100	88	68-130	
Trichloroethene	ug/kg	1250	1220	97	70-130	
Trichlorofluoromethane	ug/kg	1250	1180	95	70-130	
Vinyl acetate	ug/kg	2500	2490	100	70-130	
Vinyl chloride	ug/kg	1250	1290	103	61-130	
Xylene (Total)	ug/kg	3750	3370	90	70-130	
1,2-Dichloroethane-d4 (S)	%			85	70-130	
4-Bromofluorobenzene (S)	%			96	69-134	
Toluene-d8 (S)	%			100	70-130	

MATRIX SPIKE SAMPLE: 3309995

Parameter	Units	92546519004 Result	Spike Conc.	MS Result	MS % Rec	% Rec Limits	Qualifiers
1,1,1,2-Tetrachloroethane	ug/kg	ND	702	836	119	70-131	
1,1,1-Trichloroethane	ug/kg	ND	702	808	115	65-133	
1,1,2,2-Tetrachloroethane	ug/kg	ND	702	799	114	66-130	
1,1,2-Trichloroethane	ug/kg	ND	702	817	116	66-133	
1,1-Dichloroethane	ug/kg	ND	702	922	131	65-130	M1
1,1-Dichloroethene	ug/kg	ND	702	964	137	10-158	
1,1-Dichloropropene	ug/kg	ND	702	882	126	68-133	
1,2,3-Trichlorobenzene	ug/kg	ND	702	713	102	27-138	
1,2,3-Trichloropropane	ug/kg	ND	702	752	107	67-130	
1,2,4-Trichlorobenzene	ug/kg	ND	702	735	105	51-134	
1,2,4-Trimethylbenzene	ug/kg	ND	702	827	118	63-136	
1,2-Dibromo-3-chloropropane	ug/kg	ND	702	672	96	32-130	
1,2-Dibromoethane (EDB)	ug/kg	ND	702	867	124	70-130	
1,2-Dichlorobenzene	ug/kg	ND	702	826	118	69-130	
1,2-Dichloroethane	ug/kg	ND	702	841	120	59-130	
1,2-Dichloropropane	ug/kg	ND	702	934	133	70-130	M1
1,3,5-Trimethylbenzene	ug/kg	ND	702	749	107	65-137	
1,3-Dichlorobenzene	ug/kg	ND	702	827	118	70-130	
1,3-Dichloropropane	ug/kg	ND	702	904	129	70-130	
1,4-Dichlorobenzene	ug/kg	ND	702	814	116	68-130	
2,2-Dichloropropane	ug/kg	ND	702	697	99	32-130	v3
2-Butanone (MEK)	ug/kg	ND	1400	1450	103	10-136	
2-Chlorotoluene	ug/kg	ND	702	815	116	69-141	
2-Hexanone	ug/kg	ND	1400	1530	109	10-144	
4-Chlorotoluene	ug/kg	ND	702	783	112	70-132	
4-Methyl-2-pentanone (MIBK)	ug/kg	ND	1400	1590	113	25-143	
Acetone	ug/kg	ND	1400	1380	98	10-130	
Benzene	ug/kg	ND	702	911	130	67-130	

Results presented on this page are in the units indicated by the "Units" column except where an alternate unit is presented to the right of the result.

REPORT OF LABORATORY ANALYSIS

This report shall not be reproduced, except in full,
without the written consent of Pace Analytical Services, LLC.

Pace Analytical Services, LLC
9800 Kincey Ave. Suite 100
Huntersville, NC 28078
(704)875-9092

QUALITY CONTROL DATA

Project: CPC21028/2020-L1-2448
Pace Project No.: 92546499

MATRIX SPIKE SAMPLE: 3309995

Parameter	Units	92546519004 Result	Spike Conc.	MS Result	MS % Rec	% Rec Limits	Qualifiers
Bromobenzene	ug/kg	ND	702	964	137	70-130	M1
Bromochloromethane	ug/kg	ND	702	976	139	69-134	M1
Bromodichloromethane	ug/kg	ND	702	767	109	64-130	
Bromoform	ug/kg	ND	702	738	105	62-130	
Bromomethane	ug/kg	ND	702	891	127	20-176	IK
Carbon tetrachloride	ug/kg	ND	702	806	115	65-140	
Chlorobenzene	ug/kg	ND	702	905	129	70-130	
Chloroethane	ug/kg	ND	702	268	38	10-130	
Chloroform	ug/kg	ND	702	857	122	63-130	
Chloromethane	ug/kg	ND	702	1060	151	58-130	M1
cis-1,2-Dichloroethene	ug/kg	ND	702	936	133	66-130	M1
cis-1,3-Dichloropropene	ug/kg	ND	702	804	115	67-130	
Dibromochloromethane	ug/kg	ND	702	788	112	67-130	
Dibromomethane	ug/kg	ND	702	901	128	63-131	
Dichlorodifluoromethane	ug/kg	ND	702	854	122	44-180	
Diisopropyl ether	ug/kg	ND	702	850	121	63-130	
Ethylbenzene	ug/kg	ND	702	843	120	66-130	
Hexachloro-1,3-butadiene	ug/kg	ND	702	752	107	64-150	v3
Isopropylbenzene (Cumene)	ug/kg	ND	702	877	125	69-135	
m&p-Xylene	ug/kg	ND	1400	1660	119	60-133	
Methyl-tert-butyl ether	ug/kg	ND	702	852	121	65-130	
Methylene Chloride	ug/kg	ND	702	1010	144	61-130	M1
n-Butylbenzene	ug/kg	ND	702	718	102	65-140	v3
n-Propylbenzene	ug/kg	ND	702	781	111	67-140	
Naphthalene	ug/kg	0.012 mg/kg	702	658	92	15-145	v3
o-Xylene	ug/kg	ND	702	849	121	66-133	
p-Isopropyltoluene	ug/kg	ND	702	746	106	56-147	v3
sec-Butylbenzene	ug/kg	ND	702	777	111	65-139	
Styrene	ug/kg	ND	702	873	124	70-132	
tert-Butylbenzene	ug/kg	ND	702	626	89	62-135	
Tetrachloroethene	ug/kg	ND	702	872	124	70-135	
Toluene	ug/kg	0.031 mg/kg	702	864	119	67-130	
trans-1,2-Dichloroethene	ug/kg	ND	702	898	128	69-130	
trans-1,3-Dichloropropene	ug/kg	ND	702	772	110	62-130	
Trichloroethene	ug/kg	ND	702	910	130	70-135	
Trichlorofluoromethane	ug/kg	ND	702	288	41	10-130	
Vinyl acetate	ug/kg	ND	1400	1570	112	53-130	
Vinyl chloride	ug/kg	ND	702	977	139	61-148	
Xylene (Total)	ug/kg	ND	2110	2510	119	63-132	
1,2-Dichloroethane-d4 (S)	%				83	70-130	
4-Bromofluorobenzene (S)	%				98	69-134	
Toluene-d8 (S)	%				100	70-130	

Results presented on this page are in the units indicated by the "Units" column except where an alternate unit is presented to the right of the result.

REPORT OF LABORATORY ANALYSIS

This report shall not be reproduced, except in full,
without the written consent of Pace Analytical Services, LLC.

Pace Analytical Services, LLC
9800 Kincey Ave. Suite 100
Huntersville, NC 28078
(704)875-9092

QUALITY CONTROL DATA

Project: CPC21028/2020-L1-2448
Pace Project No.: 92546499

SAMPLE DUPLICATE: 3309994

Parameter	Units	92546519003 Result	Dup Result	RPD	Max RPD	Qualifiers
1,1,1,2-Tetrachloroethane	ug/kg	ND	ND		30	
1,1,1-Trichloroethane	ug/kg	ND	ND		30	
1,1,2,2-Tetrachloroethane	ug/kg	ND	ND		30	
1,1,2-Trichloroethane	ug/kg	ND	ND		30	
1,1-Dichloroethane	ug/kg	ND	ND		30	
1,1-Dichloroethene	ug/kg	ND	ND		30	
1,1-Dichloropropene	ug/kg	ND	ND		30	
1,2,3-Trichlorobenzene	ug/kg	ND	ND		30	
1,2,3-Trichloropropane	ug/kg	ND	ND		30	
1,2,4-Trichlorobenzene	ug/kg	ND	ND		30	
1,2,4-Trimethylbenzene	ug/kg	0.36 mg/kg	353	1	30	
1,2-Dibromo-3-chloropropane	ug/kg	ND	ND		30	
1,2-Dibromoethane (EDB)	ug/kg	ND	ND		30	
1,2-Dichlorobenzene	ug/kg	ND	ND		30	
1,2-Dichloroethane	ug/kg	ND	ND		30	
1,2-Dichloropropane	ug/kg	ND	ND		30	
1,3,5-Trimethylbenzene	ug/kg	ND	ND		30	
1,3-Dichlorobenzene	ug/kg	ND	ND		30	
1,3-Dichloropropane	ug/kg	ND	ND		30	
1,4-Dichlorobenzene	ug/kg	ND	ND		30	
2,2-Dichloropropane	ug/kg	ND	ND		30	v2
2-Butanone (MEK)	ug/kg	ND	ND		30	
2-Chlorotoluene	ug/kg	ND	ND		30	
2-Hexanone	ug/kg	ND	ND		30	
4-Chlorotoluene	ug/kg	ND	ND		30	
4-Methyl-2-pentanone (MIBK)	ug/kg	ND	ND		30	
Acetone	ug/kg	ND	ND		30	
Benzene	ug/kg	ND	ND		30	
Bromobenzene	ug/kg	ND	ND		30	
Bromochloromethane	ug/kg	ND	ND		30	
Bromodichloromethane	ug/kg	ND	ND		30	
Bromoform	ug/kg	ND	ND		30	
Bromomethane	ug/kg	ND	ND		30	IK
Carbon tetrachloride	ug/kg	ND	ND		30	
Chlorobenzene	ug/kg	ND	ND		30	
Chloroethane	ug/kg	ND	ND		30	
Chloroform	ug/kg	ND	ND		30	
Chloromethane	ug/kg	ND	ND		30	
cis-1,2-Dichloroethene	ug/kg	ND	ND		30	
cis-1,3-Dichloropropene	ug/kg	ND	ND		30	
Dibromochloromethane	ug/kg	ND	ND		30	
Dibromomethane	ug/kg	ND	ND		30	
Dichlorodifluoromethane	ug/kg	ND	ND		30	
Diisopropyl ether	ug/kg	ND	ND		30	
Ethylbenzene	ug/kg	0.019 mg/kg	21.7	15	30	
Hexachloro-1,3-butadiene	ug/kg	ND	ND		30	v2
Isopropylbenzene (Cumene)	ug/kg	ND	ND		30	

Results presented on this page are in the units indicated by the "Units" column except where an alternate unit is presented to the right of the result.

REPORT OF LABORATORY ANALYSIS

This report shall not be reproduced, except in full,
without the written consent of Pace Analytical Services, LLC.

Pace Analytical Services, LLC
9800 Kincey Ave. Suite 100
Huntersville, NC 28078
(704)875-9092

QUALITY CONTROL DATA

Project: CPC21028/2020-L1-2448
Pace Project No.: 92546499

SAMPLE DUPLICATE: 3309994

Parameter	Units	92546519003 Result	Dup Result	RPD	Max RPD	Qualifiers
m&p-Xylene	ug/kg	0.033 mg/kg	35.1	6	30	
Methyl-tert-butyl ether	ug/kg	ND	ND		30	
Methylene Chloride	ug/kg	ND	ND		30	
n-Butylbenzene	ug/kg	ND	ND		30	v2
n-Propylbenzene	ug/kg	ND	ND		30	
Naphthalene	ug/kg	0.23 mg/kg	244	4	30	v3
o-Xylene	ug/kg	ND	ND		30	
p-Isopropyltoluene	ug/kg	0.16 mg/kg	164	0	30	v3
sec-Butylbenzene	ug/kg	ND	ND		30	
Styrene	ug/kg	ND	ND		30	
tert-Butylbenzene	ug/kg	ND	ND		30	
Tetrachloroethene	ug/kg	ND	ND		30	
Toluene	ug/kg	0.029 mg/kg	27.9	4	30	
trans-1,2-Dichloroethene	ug/kg	ND	ND		30	
trans-1,3-Dichloropropene	ug/kg	ND	ND		30	
Trichloroethene	ug/kg	ND	ND		30	
Trichlorofluoromethane	ug/kg	ND	ND		30	
Vinyl acetate	ug/kg	ND	ND		30	
Vinyl chloride	ug/kg	ND	ND		30	
Xylene (Total)	ug/kg	0.033 mg/kg	35.1	6	30	
1,2-Dichloroethane-d4 (S)	%	97	95			
4-Bromofluorobenzene (S)	%	109	107			
Toluene-d8 (S)	%	102	104			

Results presented on this page are in the units indicated by the "Units" column except where an alternate unit is presented to the right of the result.

REPORT OF LABORATORY ANALYSIS

This report shall not be reproduced, except in full,
without the written consent of Pace Analytical Services, LLC.

Pace Analytical Services, LLC
9800 Kincey Ave. Suite 100
Huntersville, NC 28078
(704)875-9092

QUALITY CONTROL DATA

Project: CPC21028/2020-L1-2448
Pace Project No.: 92546499

QC Batch: 629757
QC Batch Method: SW-846
Analysis Method: SW-846
Analysis Description: Dry Weight/Percent Moisture
Laboratory: Pace Analytical Services - Charlotte

Associated Lab Samples: 92546499001

SAMPLE DUPLICATE: 3309602

Parameter	Units	92546501004 Result	Dup Result	RPD	Max RPD	Qualifiers
Percent Moisture	%	17.3	17.1	1	25	N2

SAMPLE DUPLICATE: 3309603

Parameter	Units	92546509004 Result	Dup Result	RPD	Max RPD	Qualifiers
Percent Moisture	%	35.3	34.5	2	25	N2

Results presented on this page are in the units indicated by the "Units" column except where an alternate unit is presented to the right of the result.

REPORT OF LABORATORY ANALYSIS

This report shall not be reproduced, except in full,
without the written consent of Pace Analytical Services, LLC.

Pace Analytical Services, LLC
9800 Kincey Ave. Suite 100
Huntersville, NC 28078
(704)875-9092

QUALIFIERS

Project: CPC21028/2020-L1-2448
Pace Project No.: 92546499

DEFINITIONS

DF - Dilution Factor, if reported, represents the factor applied to the reported data due to dilution of the sample aliquot.

ND - Not Detected at or above adjusted reporting limit.

TNTC - Too Numerous To Count

J - Estimated concentration above the adjusted method detection limit and below the adjusted reporting limit.

MDL - Adjusted Method Detection Limit.

PQL - Practical Quantitation Limit.

RL - Reporting Limit - The lowest concentration value that meets project requirements for quantitative data with known precision and bias for a specific analyte in a specific matrix.

S - Surrogate

1,2-Diphenylhydrazine decomposes to and cannot be separated from Azobenzene using Method 8270. The result for each analyte is a combined concentration.

Consistent with EPA guidelines, unrounded data are displayed and have been used to calculate % recovery and RPD values.

LCS(D) - Laboratory Control Sample (Duplicate)

MS(D) - Matrix Spike (Duplicate)

DUP - Sample Duplicate

RPD - Relative Percent Difference

NC - Not Calculable.

SG - Silica Gel - Clean-Up

U - Indicates the compound was analyzed for, but not detected.

Acid preservation may not be appropriate for 2 Chloroethylvinyl ether.

A separate vial preserved to a pH of 4-5 is recommended in SW846 Chapter 4 for the analysis of Acrolein and Acrylonitrile by EPA Method 8260.

N-Nitrosodiphenylamine decomposes and cannot be separated from Diphenylamine using Method 8270. The result reported for each analyte is a combined concentration.

Pace Analytical is TNI accredited. Contact your Pace PM for the current list of accredited analytes.

TNI - The NELAC Institute.

ANALYTE QUALIFIERS

IK	The recalculated concentration of the calibration standard(s) did not meet method acceptance criteria; this result should be considered an estimated value.
M1	Matrix spike recovery exceeded QC limits. Batch accepted based on laboratory control sample (LCS) recovery.
N2	The lab does not hold NELAC/TNI accreditation for this parameter but other accreditations/certifications may apply. A complete list of accreditations/certifications is available upon request.
S2	Surrogate recovery outside laboratory control limits due to matrix interferences (confirmed by similar results from sample re-analysis).
v2	The continuing calibration verification was below the method acceptance limit. The analyte was not detected in the associated samples and the sensitivity of the instrument was verified with a reporting limit check standard.
v3	The continuing calibration verification was below the method acceptance limit. Any detection for the analyte in the associated samples may have low bias.

This report shall not be reproduced, except in full,
without the written consent of Pace Analytical Services, LLC.

Pace Analytical Services, LLC
9800 Kincey Ave. Suite 100
Huntersville, NC 28078
(704)875-9092

QUALITY CONTROL DATA CROSS REFERENCE TABLE

Project: CPC21028/2020-L1-2448
Pace Project No.: 92546499

Lab ID	Sample ID	QC Batch Method	QC Batch	Analytical Method	Analytical Batch
92546499001	**Whitby SB-17 (25-27')**	MADEP VPH	629922	MADEP VPH	629923
92546499001	**Whitby SB-17 (25-27')**	EPA 5035A/5030B	629843	EPA 8260D	629857
92546499001	**Whitby SB-17 (25-27')**	SW-846	629757		

This report shall not be reproduced, except in full,
without the written consent of Pace Analytical Services, LLC.

CHAIN-OF-CUSTODY Analytical Request Document

Pace Analytical

Chain-of-Custody is a LEGAL DOCUMENT - Complete all relevent fields

LAB USE ONLY- Affix Workorder/Login Label Here or List Pace Workorder Number or MTJ

WO# : 92546499

92546499

ALL SHADED A

Company:	Apex Companies, LLC
Address:	5400 Northwoods Bus. Pkwy Ste O
Report To:	Andrew Street
Copy To:	John Strecker
Customer Project Name/Number:	CPC Huntersville / CPC21028
Phone: / Email:	
Collected By (print):	Nia Watson
Collected By (signature):	
Sample Disposal:	[ ] Dispose as appropriate [ ] Return [ ] Archive: _____ [ ] Hold: _____
Billing Information:	
Email To:	
Site Collection Info/Address:	
State: / County/City:	NC / Huntersville
Time Zone Collected:	[ ] PT [ ] MT [ ] CT [X] ET
Site/Facility ID #:	
Purchase Order #: / Quote #:	2020-LI-2248
Turnaround Date Required:	
Rush:	[ ] Same Day [ ] Next Day [ ] 2 Day [ ] 3 Day [ ] 4 Day [ ] 5 Day (Expedite Charges Apply)
Compliance Monitoring?	[ ] Yes [✓] No
DW PWS ID #: / DW Location Code:	
Immediately Packed on Ice:	[✓] Yes [ ] No
Field Filtered (if applicable):	[ ] Yes [✓] No
Analysis:	

Container Preservative Type **: 6 | 0

** Preservative Types: (1) nitric acid, (2) sulfuric acid, (3) hydrochloric acid, (4) sodium hydroxide, (5) zinc acetate, (6) methanol, (7) sodium bisulfate, (8) sodium thiosulfate, (9) hexane, (A) ascorbic acid, (B) ammonium sulfate, (C) ammonium hydroxide, (D) TSP, (U) Unpreserved, (O) Other _____

* Matrix Codes (Insert in Matrix box below): Drinking Water (DW), Ground Water (GW), Wastewater (WW), Product (P), Soil/Solid (SL), Oil (OL), Wipe (WP), Air (AR), Tissue (TS), Bioassay (B), Vapor (V), Other (OT)

Customer Sample ID	Matrix*	Comp / Grab	Collected (or Composite Start) Date	Collected (or Composite Start) Time	Composite End Date	Composite End Time	Res Cl	# of Ctns	Analyses: MADEP VPH	Analyses: VOCs by 8260D
Whitby SB-17	SL	G	10/25/21	0840	—	—	—	3	X	✓

Lab Profile/Line:

Lab Sample Receipt Checklist:

Custody Seals Present/Intact	Y (N) NA
Custody Signatures Present	Y N (NA)
Collector Signature Present	(Y) N NA
Bottles Intact	(Y) N NA
Correct Bottles	(Y) N NA
Sufficient Volume	(Y) N NA
Samples Received on Ice	(Y) N NA
VOA - Headspace Acceptable	(Y) N NA
USDA Regulated Soils	Y (N) NA
Samples in Holding Time	(Y) N NA
Residual Chlorine Present	Y N (NA)
Cl Strips: _____	
Sample pH Acceptable	Y N (NA)
pH Strips: _____	
Sulfide Present	Y N (NA)
Lead Acetate Strips: _____	

LAB USE ONLY:
Lab Sample # / Comments:

92546499
001

Customer Remarks / Special Conditions / Possible Hazards:

Type of Ice Used: (Wet) Blue Dry None

Packing Material Used: None

Radchem sample(s) screened (<500 cpm): Y N (NA)

SHORT HOLDS PRESENT (<72 hours): Y (N) N/A

Lab Tracking #: 2615446

Samples received via: FEDEX UPS Client Courier (Pace Courier)

Lab Sample Temperature Info:
Temp Blank Received: Y (N) NA
Therm ID#: 92664
Cooler 1 Temp Upon Receipt: 3.1 oC
Cooler 1 Therm Corr. Factor: -.1 oC
Cooler 1 Corrected Temp: 3.3 oC
Comments:

Relinquished by/Company: (Signature)	Date/Time: 10/25/21 0850	Received by/Company: (Signature)	Date/Time: 10/25 1300
Relinquished by/Company: (Signature)	Date/Time: 10/25 1340	Received by/Company: (Signature) JKC Pace MVL	Date/Time: 10/25 1340
Relinquished by/Company: (Signature)	Date/Time:	Received by/Company: (Signature)	Date/Time:

MTJL LAB USE ONLY
Table #:
Acctnum:
Template:
Prelogin:
PM:
PB:

Trip Blank Received: Y (N) NA
HCL MeOH TSP Other

Non Conformance(s): YES / (NO)

Page: _____ of: _____

Pace Analytical Services, LLC
9800 Kincey Ave. Suite 100
Huntersville, NC 28078
(704)875-9092

July 02, 2021

Andrew Street
Apex Companies - NC
5900 Northwoods Business Pkwy
Suite 5900-0
Charlotte, NC 28269

RE: Project: CPC 210218/2020-L1-2448
Pace Project No.: 92546505

Dear Andrew Street:

Enclosed are the analytical results for sample(s) received by the laboratory on June 25, 2021. The results relate only to the samples included in this report. Results reported herein conform to the applicable TNI/NELAC Standards and the laboratory's Quality Manual, where applicable, unless otherwise noted in the body of the report.

The test results provided in this final report were generated by each of the following laboratories within the Pace Network:

- Pace Analytical Services - Charlotte

If you have any questions concerning this report, please feel free to contact me.

Sincerely,

Angela M. Baioni

Angela Baioni
angela.baioni@pacelabs.com
(704)875-9092
Project Manager

Enclosures

cc: J Culbreath, Colonial Pipeline Company
Naomi Fretz, APEX Companies, LLC
Robert Hughes, Colonial Pipeline
Cameron Lee, Montrose-EPS
Jamie Moran, APEX Companies, LLC
Jeff Morrison, Colonial Pipeline Company
Tom Naumann, APEX Companies - NC
Joe Nicolette, Montrose-EPS
Christopher Schultz, Apex Companies
Matt Teixeira, Apex Companies, LLC
Michael Verdon, Colonial Pipeline Company
JM Wyatt, Colonial Pipeline Company

REPORT OF LABORATORY ANALYSIS

This report shall not be reproduced, except in full,
without the written consent of Pace Analytical Services, LLC.

Pace Analytical Services, LLC
9800 Kincey Ave. Suite 100
Huntersville, NC 28078
(704)875-9092

CERTIFICATIONS

Project: CPC 210218/2020-L1-2448
Pace Project No.: 92546505

Pace Analytical Services Charlotte
9800 Kincey Ave. Ste 100, Huntersville, NC 28078
Louisiana/NELAP Certification # LA170028
North Carolina Drinking Water Certification #: 37706
North Carolina Field Services Certification #: 5342
North Carolina Wastewater Certification #: 12
South Carolina Certification #: 99006001
Florida/NELAP Certification #: E87627
Kentucky UST Certification #: 84
Virginia/VELAP Certification #: 460221

This report shall not be reproduced, except in full,
without the written consent of Pace Analytical Services, LLC.

Pace Analytical Services, LLC
9800 Kincey Ave. Suite 100
Huntersville, NC 28078
(704)875-9092

SAMPLE SUMMARY

Project: CPC 210218/2020-L1-2448
Pace Project No.: 92546505

Lab ID	Sample ID	Matrix	Date Collected	Date Received
92546505001	**BC-7 0-2**	Solid	06/24/21 09:15	06/25/21 13:40
92546505002	**BC-7 18-20**	Solid	06/24/21 09:20	06/25/21 13:40
92546505003	**BC-6 0-2**	Solid	06/24/21 11:20	06/25/21 13:40
92546505004	**BC-6 12-14**	Solid	06/24/21 11:25	06/25/21 13:40
92546505005	**BC-5 0-2**	Solid	06/24/21 14:50	06/25/21 13:40
92546505006	**BC-5 14-16**	Solid	06/24/21 14:35	06/25/21 13:40
92546505007	**BC-4 0-2**	Solid	06/24/21 16:35	06/25/21 13:40
92546505008	**BC-4 18-20**	Solid	06/24/21 16:40	06/25/21 13:40
92546505009	**BC-7 20-22**	Solid	06/24/21 09:25	06/25/21 13:40
92546505010	**BC-7 24-26**	Solid	06/24/21 09:30	06/25/21 13:40
92546505011	**BC-6 20-22**	Solid	06/24/21 11:30	06/25/21 13:40

This report shall not be reproduced, except in full,
without the written consent of Pace Analytical Services, LLC.

Pace Analytical Services, LLC
9800 Kincey Ave. Suite 100
Huntersville, NC 28078
(704)875-9092

SAMPLE ANALYTE COUNT

Project: CPC 210218/2020-L1-2448
Pace Project No.: 92546505

Lab ID	Sample ID	Method	Analysts	Analytes Reported	Laboratory
92546505001	**BC-7 0-2**	MADEP VPH	MAD	6	PASI-C
		EPA 8260D	LMB	70	PASI-C
		SW-846	KDF	1	PASI-C
92546505002	**BC-7 18-20**	MADEP VPH	MAD	6	PASI-C
		EPA 8260D	LMB	70	PASI-C
		SW-846	KDF	1	PASI-C
92546505003	**BC-6 0-2**	MADEP VPH	MAD	6	PASI-C
		EPA 8260D	LMB	70	PASI-C
		SW-846	KDF	1	PASI-C
92546505004	**BC-6 12-14**	MADEP VPH	MAD	6	PASI-C
		EPA 8260D	LMB	70	PASI-C
		SW-846	KDF	1	PASI-C
92546505005	**BC-5 0-2**	MADEP VPH	MAD	6	PASI-C
		EPA 8260D	LMB	70	PASI-C
		SW-846	KDF	1	PASI-C
92546505006	**BC-5 14-16**	MADEP VPH	MAD	6	PASI-C
		EPA 8260D	LMB	70	PASI-C
		SW-846	KDF	1	PASI-C
92546505007	**BC-4 0-2**	MADEP VPH	MAD	6	PASI-C
		EPA 8260D	LMB	70	PASI-C
		SW-846	KDF	1	PASI-C
92546505008	**BC-4 18-20**	MADEP VPH	MAD	6	PASI-C
		EPA 8260D	LMB	70	PASI-C
		SW-846	KDF	1	PASI-C
92546505009	**BC-7 20-22**	MADEP VPH	MAD	6	PASI-C
		EPA 8260D	LMB	70	PASI-C
		SW-846	KDF	1	PASI-C
92546505010	**BC-7 24-26**	MADEP VPH	MAD	6	PASI-C
		EPA 8260D	LMB	70	PASI-C
		SW-846	KDF	1	PASI-C
92546505011	**BC-6 20-22**	MADEP VPH	MAD	6	PASI-C
		EPA 8260D	LMB	70	PASI-C
		SW-846	KDF	1	PASI-C

PASI-C = Pace Analytical Services - Charlotte

This report shall not be reproduced, except in full,
without the written consent of Pace Analytical Services, LLC.

Pace Analytical Services, LLC
9800 Kincey Ave. Suite 100
Huntersville, NC 28078
(704)875-9092

ANALYTICAL RESULTS

Project: CPC 210218/2020-L1-2448
Pace Project No.: 92546505

Sample: BC-7 0-2 **Lab ID: 92546505001** Collected: 06/24/21 09:15 Received: 06/25/21 13:40 Matrix: Solid

Results reported on a "dry weight" basis and are adjusted for percent moisture, sample size and any dilutions.

Parameters	Results	Units	Report Limit	MDL	DF	Prepared	Analyzed	CAS No.	Qual
VPH NC Soil	Analytical Method: MADEP VPH Preparation Method: MADEP VPH Pace Analytical Services - Charlotte								
Total VPH (C5-C12)	ND	mg/kg	3.2	3.2	1	06/27/21 15:00	06/27/21 20:59		N2
Aliphatic (C05-C08)	ND	mg/kg	3.2	3.2	1	06/27/21 15:00	06/27/21 20:59		N2
Aliphatic(C09-C12) Adjusted	ND	mg/kg	3.2	3.2	1	06/27/21 15:00	06/27/21 20:59		N2
Aromatic (C09-C10)	ND	mg/kg	3.2	3.2	1	06/27/21 15:00	06/27/21 20:59		N2
Surrogates									
4-Bromofluorobenzene (FID) (S)	104	%	70-130		1	06/27/21 15:00	06/27/21 20:59	460-00-4	
4-Bromofluorobenzene (PID) (S)	103	%	70-130		1	06/27/21 15:00	06/27/21 20:59	460-00-4	
8260D/5035A/5030B Volatiles	Analytical Method: EPA 8260D Preparation Method: EPA 5035A/5030B Pace Analytical Services - Charlotte								
Acetone	ND	ug/kg	141	45.4	1	06/26/21 13:54	06/27/21 10:56	67-64-1	
Benzene	ND	ug/kg	7.1	2.8	1	06/26/21 13:54	06/27/21 10:56	71-43-2	
Bromobenzene	ND	ug/kg	7.1	2.3	1	06/26/21 13:54	06/27/21 10:56	108-86-1	
Bromochloromethane	ND	ug/kg	7.1	2.1	1	06/26/21 13:54	06/27/21 10:56	74-97-5	
Bromodichloromethane	ND	ug/kg	7.1	2.7	1	06/26/21 13:54	06/27/21 10:56	75-27-4	
Bromoform	ND	ug/kg	7.1	2.5	1	06/26/21 13:54	06/27/21 10:56	75-25-2	
Bromomethane	ND	ug/kg	14.1	11.2	1	06/26/21 13:54	06/27/21 10:56	74-83-9	IK
2-Butanone (MEK)	ND	ug/kg	141	33.9	1	06/26/21 13:54	06/27/21 10:56	78-93-3	
n-Butylbenzene	ND	ug/kg	7.1	3.3	1	06/26/21 13:54	06/27/21 10:56	104-51-8	
sec-Butylbenzene	ND	ug/kg	7.1	3.1	1	06/26/21 13:54	06/27/21 10:56	135-98-8	
tert-Butylbenzene	ND	ug/kg	7.1	2.5	1	06/26/21 13:54	06/27/21 10:56	98-06-6	
Carbon tetrachloride	ND	ug/kg	7.1	2.6	1	06/26/21 13:54	06/27/21 10:56	56-23-5	
Chlorobenzene	ND	ug/kg	7.1	1.4	1	06/26/21 13:54	06/27/21 10:56	108-90-7	
Chloroethane	ND	ug/kg	14.1	5.5	1	06/26/21 13:54	06/27/21 10:56	75-00-3	
Chloroform	ND	ug/kg	7.1	4.3	1	06/26/21 13:54	06/27/21 10:56	67-66-3	
Chloromethane	ND	ug/kg	14.1	5.9	1	06/26/21 13:54	06/27/21 10:56	74-87-3	
2-Chlorotoluene	ND	ug/kg	7.1	2.5	1	06/26/21 13:54	06/27/21 10:56	95-49-8	
4-Chlorotoluene	ND	ug/kg	7.1	1.3	1	06/26/21 13:54	06/27/21 10:56	106-43-4	
1,2-Dibromo-3-chloropropane	ND	ug/kg	7.1	2.7	1	06/26/21 13:54	06/27/21 10:56	96-12-8	
Dibromochloromethane	ND	ug/kg	7.1	4.0	1	06/26/21 13:54	06/27/21 10:56	124-48-1	
1,2-Dibromoethane (EDB)	ND	ug/kg	7.1	3.1	1	06/26/21 13:54	06/27/21 10:56	106-93-4	
Dibromomethane	ND	ug/kg	7.1	1.5	1	06/26/21 13:54	06/27/21 10:56	74-95-3	
1,2-Dichlorobenzene	ND	ug/kg	7.1	2.5	1	06/26/21 13:54	06/27/21 10:56	95-50-1	
1,3-Dichlorobenzene	ND	ug/kg	7.1	2.2	1	06/26/21 13:54	06/27/21 10:56	541-73-1	
1,4-Dichlorobenzene	ND	ug/kg	7.1	1.8	1	06/26/21 13:54	06/27/21 10:56	106-46-7	
Dichlorodifluoromethane	ND	ug/kg	14.1	3.1	1	06/26/21 13:54	06/27/21 10:56	75-71-8	v2
1,1-Dichloroethane	ND	ug/kg	7.1	2.9	1	06/26/21 13:54	06/27/21 10:56	75-34-3	
1,2-Dichloroethane	ND	ug/kg	7.1	4.7	1	06/26/21 13:54	06/27/21 10:56	107-06-2	
1,1-Dichloroethene	ND	ug/kg	7.1	2.9	1	06/26/21 13:54	06/27/21 10:56	75-35-4	
cis-1,2-Dichloroethene	ND	ug/kg	7.1	2.4	1	06/26/21 13:54	06/27/21 10:56	156-59-2	
trans-1,2-Dichloroethene	ND	ug/kg	7.1	2.5	1	06/26/21 13:54	06/27/21 10:56	156-60-5	
1,2-Dichloropropane	ND	ug/kg	7.1	2.1	1	06/26/21 13:54	06/27/21 10:56	78-87-5	
1,3-Dichloropropane	ND	ug/kg	7.1	2.2	1	06/26/21 13:54	06/27/21 10:56	142-28-9	
2,2-Dichloropropane	ND	ug/kg	7.1	2.3	1	06/26/21 13:54	06/27/21 10:56	594-20-7	v2

REPORT OF LABORATORY ANALYSIS

This report shall not be reproduced, except in full,
without the written consent of Pace Analytical Services, LLC.

Pace Analytical Services, LLC
9800 Kincey Ave. Suite 100
Huntersville, NC 28078
(704)875-9092

ANALYTICAL RESULTS

Project: CPC 210218/2020-L1-2448
Pace Project No.: 92546505

Sample: BC-7 0-2 **Lab ID: 92546505001** Collected: 06/24/21 09:15 Received: 06/25/21 13:40 Matrix: Solid

Results reported on a "dry weight" basis and are adjusted for percent moisture, sample size and any dilutions.

Parameters	Results	Units	Report Limit	MDL	DF	Prepared	Analyzed	CAS No.	Qual
8260D/5035A/5030B Volatiles	Analytical Method: EPA 8260D Preparation Method: EPA 5035A/5030B Pace Analytical Services - Charlotte								
1,1-Dichloropropene	ND	ug/kg	7.1	3.4	1	06/26/21 13:54	06/27/21 10:56	563-58-6	
cis-1,3-Dichloropropene	ND	ug/kg	7.1	1.9	1	06/26/21 13:54	06/27/21 10:56	10061-01-5	
trans-1,3-Dichloropropene	ND	ug/kg	7.1	2.4	1	06/26/21 13:54	06/27/21 10:56	10061-02-6	
Diisopropyl ether	ND	ug/kg	7.1	1.9	1	06/26/21 13:54	06/27/21 10:56	108-20-3	
Ethylbenzene	ND	ug/kg	7.1	3.3	1	06/26/21 13:54	06/27/21 10:56	100-41-4	
Hexachloro-1,3-butadiene	ND	ug/kg	14.1	11.6	1	06/26/21 13:54	06/27/21 10:56	87-68-3	
2-Hexanone	ND	ug/kg	70.7	6.8	1	06/26/21 13:54	06/27/21 10:56	591-78-6	
Isopropylbenzene (Cumene)	ND	ug/kg	7.1	2.4	1	06/26/21 13:54	06/27/21 10:56	98-82-8	
p-Isopropyltoluene	ND	ug/kg	7.1	3.5	1	06/26/21 13:54	06/27/21 10:56	99-87-6	
Methylene Chloride	ND	ug/kg	28.3	19.4	1	06/26/21 13:54	06/27/21 10:56	75-09-2	
4-Methyl-2-pentanone (MIBK)	ND	ug/kg	70.7	6.8	1	06/26/21 13:54	06/27/21 10:56	108-10-1	
Methyl-tert-butyl ether	ND	ug/kg	7.1	2.6	1	06/26/21 13:54	06/27/21 10:56	1634-04-4	
Naphthalene	ND	ug/kg	7.1	3.7	1	06/26/21 13:54	06/27/21 10:56	91-20-3	
n-Propylbenzene	ND	ug/kg	7.1	2.5	1	06/26/21 13:54	06/27/21 10:56	103-65-1	
Styrene	ND	ug/kg	7.1	1.9	1	06/26/21 13:54	06/27/21 10:56	100-42-5	
1,1,1,2-Tetrachloroethane	ND	ug/kg	7.1	2.7	1	06/26/21 13:54	06/27/21 10:56	630-20-6	
1,1,2,2-Tetrachloroethane	ND	ug/kg	7.1	1.9	1	06/26/21 13:54	06/27/21 10:56	79-34-5	
Tetrachloroethene	ND	ug/kg	7.1	2.2	1	06/26/21 13:54	06/27/21 10:56	127-18-4	
Toluene	**36.5**	ug/kg	7.1	2.0	1	06/26/21 13:54	06/27/21 10:56	108-88-3	
1,2,3-Trichlorobenzene	ND	ug/kg	7.1	5.7	1	06/26/21 13:54	06/27/21 10:56	87-61-6	
1,2,4-Trichlorobenzene	ND	ug/kg	7.1	5.9	1	06/26/21 13:54	06/27/21 10:56	120-82-1	
1,1,1-Trichloroethane	ND	ug/kg	7.1	3.7	1	06/26/21 13:54	06/27/21 10:56	71-55-6	
1,1,2-Trichloroethane	ND	ug/kg	7.1	2.3	1	06/26/21 13:54	06/27/21 10:56	79-00-5	
Trichloroethene	ND	ug/kg	7.1	1.8	1	06/26/21 13:54	06/27/21 10:56	79-01-6	
Trichlorofluoromethane	ND	ug/kg	7.1	3.9	1	06/26/21 13:54	06/27/21 10:56	75-69-4	
1,2,3-Trichloropropane	ND	ug/kg	7.1	3.6	1	06/26/21 13:54	06/27/21 10:56	96-18-4	
1,2,4-Trimethylbenzene	ND	ug/kg	7.1	1.9	1	06/26/21 13:54	06/27/21 10:56	95-63-6	
1,3,5-Trimethylbenzene	ND	ug/kg	7.1	2.4	1	06/26/21 13:54	06/27/21 10:56	108-67-8	
Vinyl acetate	ND	ug/kg	70.7	5.1	1	06/26/21 13:54	06/27/21 10:56	108-05-4	
Vinyl chloride	ND	ug/kg	14.1	3.6	1	06/26/21 13:54	06/27/21 10:56	75-01-4	
Xylene (Total)	ND	ug/kg	14.1	4.0	1	06/26/21 13:54	06/27/21 10:56	1330-20-7	
m&p-Xylene	ND	ug/kg	14.1	4.8	1	06/26/21 13:54	06/27/21 10:56	179601-23-1	
o-Xylene	ND	ug/kg	7.1	3.1	1	06/26/21 13:54	06/27/21 10:56	95-47-6	
Surrogates									
Toluene-d8 (S)	101	%	70-130		1	06/26/21 13:54	06/27/21 10:56	2037-26-5	
4-Bromofluorobenzene (S)	99	%	69-134		1	06/26/21 13:54	06/27/21 10:56	460-00-4	
1,2-Dichloroethane-d4 (S)	110	%	70-130		1	06/26/21 13:54	06/27/21 10:56	17060-07-0	
Percent Moisture	Analytical Method: SW-846 Pace Analytical Services - Charlotte								
Percent Moisture	**19.3**	%	0.10	0.10	1		06/25/21 17:16		N2

REPORT OF LABORATORY ANALYSIS

This report shall not be reproduced, except in full,
without the written consent of Pace Analytical Services, LLC.

Pace Analytical Services, LLC
9800 Kincey Ave. Suite 100
Huntersville, NC 28078
(704)875-9092

ANALYTICAL RESULTS

Project: CPC 210218/2020-L1-2448
Pace Project No.: 92546505

Sample: BC-7 18-20 **Lab ID: 92546505002** Collected: 06/24/21 09:20 Received: 06/25/21 13:40 Matrix: Solid

Results reported on a "dry weight" basis and are adjusted for percent moisture, sample size and any dilutions.

Parameters	Results	Units	Report Limit	MDL	DF	Prepared	Analyzed	CAS No.	Qual
VPH NC Soil	Analytical Method: MADEP VPH Preparation Method: MADEP VPH Pace Analytical Services - Charlotte								
Total VPH (C5-C12)	ND	mg/kg	4.2	4.2	1	06/27/21 15:00	06/27/21 21:27		N2
Aliphatic (C05-C08)	ND	mg/kg	4.2	4.2	1	06/27/21 15:00	06/27/21 21:27		N2
Aliphatic(C09-C12) Adjusted	ND	mg/kg	4.2	4.2	1	06/27/21 15:00	06/27/21 21:27		N2
Aromatic (C09-C10)	ND	mg/kg	4.2	4.2	1	06/27/21 15:00	06/27/21 21:27		N2
Surrogates									
4-Bromofluorobenzene (FID) (S)	100	%	70-130		1	06/27/21 15:00	06/27/21 21:27	460-00-4	
4-Bromofluorobenzene (PID) (S)	100	%	70-130		1	06/27/21 15:00	06/27/21 21:27	460-00-4	
8260D/5035A/5030B Volatiles	Analytical Method: EPA 8260D Preparation Method: EPA 5035A/5030B Pace Analytical Services - Charlotte								
Acetone	ND	ug/kg	161	51.6	1	06/26/21 13:54	06/27/21 11:33	67-64-1	
Benzene	**68.8**	ug/kg	8.0	3.2	1	06/26/21 13:54	06/27/21 11:33	71-43-2	
Bromobenzene	ND	ug/kg	8.0	2.6	1	06/26/21 13:54	06/27/21 11:33	108-86-1	
Bromochloromethane	ND	ug/kg	8.0	2.4	1	06/26/21 13:54	06/27/21 11:33	74-97-5	
Bromodichloromethane	ND	ug/kg	8.0	3.1	1	06/26/21 13:54	06/27/21 11:33	75-27-4	
Bromoform	ND	ug/kg	8.0	2.8	1	06/26/21 13:54	06/27/21 11:33	75-25-2	
Bromomethane	ND	ug/kg	16.1	12.7	1	06/26/21 13:54	06/27/21 11:33	74-83-9	IK
2-Butanone (MEK)	ND	ug/kg	161	38.6	1	06/26/21 13:54	06/27/21 11:33	78-93-3	
n-Butylbenzene	ND	ug/kg	8.0	3.8	1	06/26/21 13:54	06/27/21 11:33	104-51-8	
sec-Butylbenzene	ND	ug/kg	8.0	3.5	1	06/26/21 13:54	06/27/21 11:33	135-98-8	
tert-Butylbenzene	ND	ug/kg	8.0	2.9	1	06/26/21 13:54	06/27/21 11:33	98-06-6	
Carbon tetrachloride	ND	ug/kg	8.0	3.0	1	06/26/21 13:54	06/27/21 11:33	56-23-5	
Chlorobenzene	ND	ug/kg	8.0	1.5	1	06/26/21 13:54	06/27/21 11:33	108-90-7	
Chloroethane	ND	ug/kg	16.1	6.2	1	06/26/21 13:54	06/27/21 11:33	75-00-3	
Chloroform	ND	ug/kg	8.0	4.9	1	06/26/21 13:54	06/27/21 11:33	67-66-3	
Chloromethane	ND	ug/kg	16.1	6.7	1	06/26/21 13:54	06/27/21 11:33	74-87-3	
2-Chlorotoluene	ND	ug/kg	8.0	2.8	1	06/26/21 13:54	06/27/21 11:33	95-49-8	
4-Chlorotoluene	ND	ug/kg	8.0	1.4	1	06/26/21 13:54	06/27/21 11:33	106-43-4	
1,2-Dibromo-3-chloropropane	ND	ug/kg	8.0	3.1	1	06/26/21 13:54	06/27/21 11:33	96-12-8	
Dibromochloromethane	ND	ug/kg	8.0	4.5	1	06/26/21 13:54	06/27/21 11:33	124-48-1	
1,2-Dibromoethane (EDB)	ND	ug/kg	8.0	3.5	1	06/26/21 13:54	06/27/21 11:33	106-93-4	
Dibromomethane	ND	ug/kg	8.0	1.7	1	06/26/21 13:54	06/27/21 11:33	74-95-3	
1,2-Dichlorobenzene	ND	ug/kg	8.0	2.9	1	06/26/21 13:54	06/27/21 11:33	95-50-1	
1,3-Dichlorobenzene	ND	ug/kg	8.0	2.5	1	06/26/21 13:54	06/27/21 11:33	541-73-1	
1,4-Dichlorobenzene	ND	ug/kg	8.0	2.1	1	06/26/21 13:54	06/27/21 11:33	106-46-7	
Dichlorodifluoromethane	ND	ug/kg	16.1	3.5	1	06/26/21 13:54	06/27/21 11:33	75-71-8	v2
1,1-Dichloroethane	ND	ug/kg	8.0	3.3	1	06/26/21 13:54	06/27/21 11:33	75-34-3	
1,2-Dichloroethane	ND	ug/kg	8.0	5.3	1	06/26/21 13:54	06/27/21 11:33	107-06-2	
1,1-Dichloroethene	ND	ug/kg	8.0	3.3	1	06/26/21 13:54	06/27/21 11:33	75-35-4	
cis-1,2-Dichloroethene	ND	ug/kg	8.0	2.7	1	06/26/21 13:54	06/27/21 11:33	156-59-2	
trans-1,2-Dichloroethene	ND	ug/kg	8.0	2.8	1	06/26/21 13:54	06/27/21 11:33	156-60-5	
1,2-Dichloropropane	ND	ug/kg	8.0	2.4	1	06/26/21 13:54	06/27/21 11:33	78-87-5	
1,3-Dichloropropane	ND	ug/kg	8.0	2.5	1	06/26/21 13:54	06/27/21 11:33	142-28-9	
2,2-Dichloropropane	ND	ug/kg	8.0	2.6	1	06/26/21 13:54	06/27/21 11:33	594-20-7	v2

REPORT OF LABORATORY ANALYSIS

This report shall not be reproduced, except in full,
without the written consent of Pace Analytical Services, LLC.

Pace Analytical Services, LLC
9800 Kincey Ave. Suite 100
Huntersville, NC 28078
(704)875-9092

ANALYTICAL RESULTS

Project: CPC 210218/2020-L1-2448
Pace Project No.: 92546505

Sample: BC-7 18-20 **Lab ID: 92546505002** Collected: 06/24/21 09:20 Received: 06/25/21 13:40 Matrix: Solid

Results reported on a "dry weight" basis and are adjusted for percent moisture, sample size and any dilutions.

Parameters	Results	Units	Report Limit	MDL	DF	Prepared	Analyzed	CAS No.	Qual
8260D/5035A/5030B Volatiles	Analytical Method: EPA 8260D Preparation Method: EPA 5035A/5030B Pace Analytical Services - Charlotte								
1,1-Dichloropropene	ND	ug/kg	8.0	3.9	1	06/26/21 13:54	06/27/21 11:33	563-58-6	
cis-1,3-Dichloropropene	ND	ug/kg	8.0	2.2	1	06/26/21 13:54	06/27/21 11:33	10061-01-5	
trans-1,3-Dichloropropene	ND	ug/kg	8.0	2.8	1	06/26/21 13:54	06/27/21 11:33	10061-02-6	
Diisopropyl ether	ND	ug/kg	8.0	2.2	1	06/26/21 13:54	06/27/21 11:33	108-20-3	
Ethylbenzene	**37.5**	ug/kg	8.0	3.7	1	06/26/21 13:54	06/27/21 11:33	100-41-4	
Hexachloro-1,3-butadiene	ND	ug/kg	16.1	13.1	1	06/26/21 13:54	06/27/21 11:33	87-68-3	
2-Hexanone	ND	ug/kg	80.3	7.7	1	06/26/21 13:54	06/27/21 11:33	591-78-6	
Isopropylbenzene (Cumene)	ND	ug/kg	8.0	2.7	1	06/26/21 13:54	06/27/21 11:33	98-82-8	
p-Isopropyltoluene	ND	ug/kg	8.0	4.0	1	06/26/21 13:54	06/27/21 11:33	99-87-6	
Methylene Chloride	ND	ug/kg	32.1	22.0	1	06/26/21 13:54	06/27/21 11:33	75-09-2	
4-Methyl-2-pentanone (MIBK)	ND	ug/kg	80.3	7.7	1	06/26/21 13:54	06/27/21 11:33	108-10-1	
Methyl-tert-butyl ether	ND	ug/kg	8.0	3.0	1	06/26/21 13:54	06/27/21 11:33	1634-04-4	
Naphthalene	ND	ug/kg	8.0	4.2	1	06/26/21 13:54	06/27/21 11:33	91-20-3	
n-Propylbenzene	**4.7J**	ug/kg	8.0	2.9	1	06/26/21 13:54	06/27/21 11:33	103-65-1	
Styrene	ND	ug/kg	8.0	2.1	1	06/26/21 13:54	06/27/21 11:33	100-42-5	
1,1,1,2-Tetrachloroethane	ND	ug/kg	8.0	3.1	1	06/26/21 13:54	06/27/21 11:33	630-20-6	
1,1,2,2-Tetrachloroethane	ND	ug/kg	8.0	2.1	1	06/26/21 13:54	06/27/21 11:33	79-34-5	
Tetrachloroethene	ND	ug/kg	8.0	2.5	1	06/26/21 13:54	06/27/21 11:33	127-18-4	
Toluene	**433**	ug/kg	8.0	2.3	1	06/26/21 13:54	06/27/21 11:33	108-88-3	
1,2,3-Trichlorobenzene	ND	ug/kg	8.0	6.5	1	06/26/21 13:54	06/27/21 11:33	87-61-6	
1,2,4-Trichlorobenzene	ND	ug/kg	8.0	6.7	1	06/26/21 13:54	06/27/21 11:33	120-82-1	
1,1,1-Trichloroethane	ND	ug/kg	8.0	4.2	1	06/26/21 13:54	06/27/21 11:33	71-55-6	
1,1,2-Trichloroethane	ND	ug/kg	8.0	2.7	1	06/26/21 13:54	06/27/21 11:33	79-00-5	
Trichloroethene	ND	ug/kg	8.0	2.1	1	06/26/21 13:54	06/27/21 11:33	79-01-6	
Trichlorofluoromethane	ND	ug/kg	8.0	4.4	1	06/26/21 13:54	06/27/21 11:33	75-69-4	
1,2,3-Trichloropropane	ND	ug/kg	8.0	4.1	1	06/26/21 13:54	06/27/21 11:33	96-18-4	
1,2,4-Trimethylbenzene	**11.3**	ug/kg	8.0	2.2	1	06/26/21 13:54	06/27/21 11:33	95-63-6	
1,3,5-Trimethylbenzene	ND	ug/kg	8.0	2.7	1	06/26/21 13:54	06/27/21 11:33	108-67-8	
Vinyl acetate	ND	ug/kg	80.3	5.8	1	06/26/21 13:54	06/27/21 11:33	108-05-4	
Vinyl chloride	ND	ug/kg	16.1	4.1	1	06/26/21 13:54	06/27/21 11:33	75-01-4	
Xylene (Total)	**161**	ug/kg	16.1	4.6	1	06/26/21 13:54	06/27/21 11:33	1330-20-7	
m&p-Xylene	**133**	ug/kg	16.1	5.5	1	06/26/21 13:54	06/27/21 11:33	179601-23-1	
o-Xylene	**28.4**	ug/kg	8.0	3.6	1	06/26/21 13:54	06/27/21 11:33	95-47-6	
Surrogates									
Toluene-d8 (S)	101	%	70-130		1	06/26/21 13:54	06/27/21 11:33	2037-26-5	
4-Bromofluorobenzene (S)	101	%	69-134		1	06/26/21 13:54	06/27/21 11:33	460-00-4	
1,2-Dichloroethane-d4 (S)	108	%	70-130		1	06/26/21 13:54	06/27/21 11:33	17060-07-0	
Percent Moisture	Analytical Method: SW-846 Pace Analytical Services - Charlotte								
Percent Moisture	**15.5**	%	0.10	0.10	1		06/25/21 17:17		N2

REPORT OF LABORATORY ANALYSIS

This report shall not be reproduced, except in full,
without the written consent of Pace Analytical Services, LLC.

Pace Analytical Services, LLC
9800 Kincey Ave. Suite 100
Huntersville, NC 28078
(704)875-9092

ANALYTICAL RESULTS

Project: CPC 210218/2020-L1-2448
Pace Project No.: 92546505

Sample: BC-6 0-2 **Lab ID: 92546505003** Collected: 06/24/21 11:20 Received: 06/25/21 13:40 Matrix: Solid

Results reported on a "dry weight" basis and are adjusted for percent moisture, sample size and any dilutions.

Parameters	Results	Units	Report Limit	MDL	DF	Prepared	Analyzed	CAS No.	Qual
VPH NC Soil	Analytical Method: MADEP VPH Preparation Method: MADEP VPH Pace Analytical Services - Charlotte								
Total VPH (C5-C12)	ND	mg/kg	3.8	3.8	1	06/27/21 15:00	06/27/21 21:56		N2
Aliphatic (C05-C08)	ND	mg/kg	3.8	3.8	1	06/27/21 15:00	06/27/21 21:56		N2
Aliphatic(C09-C12) Adjusted	ND	mg/kg	3.8	3.8	1	06/27/21 15:00	06/27/21 21:56		N2
Aromatic (C09-C10)	ND	mg/kg	3.8	3.8	1	06/27/21 15:00	06/27/21 21:56		N2
Surrogates									
4-Bromofluorobenzene (FID) (S)	101	%	70-130		1	06/27/21 15:00	06/27/21 21:56	460-00-4	
4-Bromofluorobenzene (PID) (S)	101	%	70-130		1	06/27/21 15:00	06/27/21 21:56	460-00-4	
8260D/5035A/5030B Volatiles	Analytical Method: EPA 8260D Preparation Method: EPA 5035A/5030B Pace Analytical Services - Charlotte								
Acetone	ND	ug/kg	148	47.4	1	06/26/21 13:54	06/27/21 11:51	67-64-1	
Benzene	ND	ug/kg	7.4	2.9	1	06/26/21 13:54	06/27/21 11:51	71-43-2	
Bromobenzene	ND	ug/kg	7.4	2.4	1	06/26/21 13:54	06/27/21 11:51	108-86-1	
Bromochloromethane	ND	ug/kg	7.4	2.2	1	06/26/21 13:54	06/27/21 11:51	74-97-5	
Bromodichloromethane	ND	ug/kg	7.4	2.8	1	06/26/21 13:54	06/27/21 11:51	75-27-4	
Bromoform	ND	ug/kg	7.4	2.6	1	06/26/21 13:54	06/27/21 11:51	75-25-2	
Bromomethane	ND	ug/kg	14.8	11.7	1	06/26/21 13:54	06/27/21 11:51	74-83-9	IK
2-Butanone (MEK)	ND	ug/kg	148	35.4	1	06/26/21 13:54	06/27/21 11:51	78-93-3	
n-Butylbenzene	ND	ug/kg	7.4	3.5	1	06/26/21 13:54	06/27/21 11:51	104-51-8	
sec-Butylbenzene	ND	ug/kg	7.4	3.2	1	06/26/21 13:54	06/27/21 11:51	135-98-8	
tert-Butylbenzene	ND	ug/kg	7.4	2.6	1	06/26/21 13:54	06/27/21 11:51	98-06-6	
Carbon tetrachloride	ND	ug/kg	7.4	2.8	1	06/26/21 13:54	06/27/21 11:51	56-23-5	
Chlorobenzene	ND	ug/kg	7.4	1.4	1	06/26/21 13:54	06/27/21 11:51	108-90-7	
Chloroethane	ND	ug/kg	14.8	5.7	1	06/26/21 13:54	06/27/21 11:51	75-00-3	
Chloroform	ND	ug/kg	7.4	4.5	1	06/26/21 13:54	06/27/21 11:51	67-66-3	
Chloromethane	ND	ug/kg	14.8	6.2	1	06/26/21 13:54	06/27/21 11:51	74-87-3	
2-Chlorotoluene	ND	ug/kg	7.4	2.6	1	06/26/21 13:54	06/27/21 11:51	95-49-8	
4-Chlorotoluene	ND	ug/kg	7.4	1.3	1	06/26/21 13:54	06/27/21 11:51	106-43-4	
1,2-Dibromo-3-chloropropane	ND	ug/kg	7.4	2.9	1	06/26/21 13:54	06/27/21 11:51	96-12-8	
Dibromochloromethane	ND	ug/kg	7.4	4.1	1	06/26/21 13:54	06/27/21 11:51	124-48-1	
1,2-Dibromoethane (EDB)	ND	ug/kg	7.4	3.2	1	06/26/21 13:54	06/27/21 11:51	106-93-4	
Dibromomethane	ND	ug/kg	7.4	1.6	1	06/26/21 13:54	06/27/21 11:51	74-95-3	
1,2-Dichlorobenzene	ND	ug/kg	7.4	2.7	1	06/26/21 13:54	06/27/21 11:51	95-50-1	
1,3-Dichlorobenzene	ND	ug/kg	7.4	2.3	1	06/26/21 13:54	06/27/21 11:51	541-73-1	
1,4-Dichlorobenzene	ND	ug/kg	7.4	1.9	1	06/26/21 13:54	06/27/21 11:51	106-46-7	
Dichlorodifluoromethane	ND	ug/kg	14.8	3.2	1	06/26/21 13:54	06/27/21 11:51	75-71-8	v2
1,1-Dichloroethane	ND	ug/kg	7.4	3.0	1	06/26/21 13:54	06/27/21 11:51	75-34-3	
1,2-Dichloroethane	ND	ug/kg	7.4	4.9	1	06/26/21 13:54	06/27/21 11:51	107-06-2	
1,1-Dichloroethene	ND	ug/kg	7.4	3.0	1	06/26/21 13:54	06/27/21 11:51	75-35-4	
cis-1,2-Dichloroethene	ND	ug/kg	7.4	2.5	1	06/26/21 13:54	06/27/21 11:51	156-59-2	
trans-1,2-Dichloroethene	ND	ug/kg	7.4	2.6	1	06/26/21 13:54	06/27/21 11:51	156-60-5	
1,2-Dichloropropane	ND	ug/kg	7.4	2.2	1	06/26/21 13:54	06/27/21 11:51	78-87-5	
1,3-Dichloropropane	ND	ug/kg	7.4	2.3	1	06/26/21 13:54	06/27/21 11:51	142-28-9	
2,2-Dichloropropane	ND	ug/kg	7.4	2.4	1	06/26/21 13:54	06/27/21 11:51	594-20-7	v2

REPORT OF LABORATORY ANALYSIS

This report shall not be reproduced, except in full,
without the written consent of Pace Analytical Services, LLC.

Pace Analytical Services, LLC
9800 Kincey Ave. Suite 100
Huntersville, NC 28078
(704)875-9092

ANALYTICAL RESULTS

Project: CPC 210218/2020-L1-2448
Pace Project No.: 92546505

Sample: BC-6 0-2 **Lab ID: 92546505003** Collected: 06/24/21 11:20 Received: 06/25/21 13:40 Matrix: Solid

Results reported on a "dry weight" basis and are adjusted for percent moisture, sample size and any dilutions.

Parameters	Results	Units	Report Limit	MDL	DF	Prepared	Analyzed	CAS No.	Qual
8260D/5035A/5030B Volatiles	Analytical Method: EPA 8260D Preparation Method: EPA 5035A/5030B Pace Analytical Services - Charlotte								
1,1-Dichloropropene	ND	ug/kg	7.4	3.5	1	06/26/21 13:54	06/27/21 11:51	563-58-6	
cis-1,3-Dichloropropene	ND	ug/kg	7.4	2.0	1	06/26/21 13:54	06/27/21 11:51	10061-01-5	
trans-1,3-Dichloropropene	ND	ug/kg	7.4	2.5	1	06/26/21 13:54	06/27/21 11:51	10061-02-6	
Diisopropyl ether	ND	ug/kg	7.4	2.0	1	06/26/21 13:54	06/27/21 11:51	108-20-3	
Ethylbenzene	ND	ug/kg	7.4	3.4	1	06/26/21 13:54	06/27/21 11:51	100-41-4	
Hexachloro-1,3-butadiene	ND	ug/kg	14.8	12.1	1	06/26/21 13:54	06/27/21 11:51	87-68-3	
2-Hexanone	ND	ug/kg	73.8	7.1	1	06/26/21 13:54	06/27/21 11:51	591-78-6	
Isopropylbenzene (Cumene)	ND	ug/kg	7.4	2.5	1	06/26/21 13:54	06/27/21 11:51	98-82-8	
p-Isopropyltoluene	ND	ug/kg	7.4	3.6	1	06/26/21 13:54	06/27/21 11:51	99-87-6	
Methylene Chloride	ND	ug/kg	29.5	20.2	1	06/26/21 13:54	06/27/21 11:51	75-09-2	
4-Methyl-2-pentanone (MIBK)	ND	ug/kg	73.8	7.1	1	06/26/21 13:54	06/27/21 11:51	108-10-1	
Methyl-tert-butyl ether	ND	ug/kg	7.4	2.8	1	06/26/21 13:54	06/27/21 11:51	1634-04-4	
Naphthalene	ND	ug/kg	7.4	3.9	1	06/26/21 13:54	06/27/21 11:51	91-20-3	
n-Propylbenzene	ND	ug/kg	7.4	2.6	1	06/26/21 13:54	06/27/21 11:51	103-65-1	
Styrene	ND	ug/kg	7.4	1.9	1	06/26/21 13:54	06/27/21 11:51	100-42-5	
1,1,1,2-Tetrachloroethane	ND	ug/kg	7.4	2.8	1	06/26/21 13:54	06/27/21 11:51	630-20-6	
1,1,2,2-Tetrachloroethane	ND	ug/kg	7.4	1.9	1	06/26/21 13:54	06/27/21 11:51	79-34-5	
Tetrachloroethene	ND	ug/kg	7.4	2.3	1	06/26/21 13:54	06/27/21 11:51	127-18-4	
Toluene	**33.9**	ug/kg	7.4	2.1	1	06/26/21 13:54	06/27/21 11:51	108-88-3	C7
1,2,3-Trichlorobenzene	ND	ug/kg	7.4	6.0	1	06/26/21 13:54	06/27/21 11:51	87-61-6	
1,2,4-Trichlorobenzene	ND	ug/kg	7.4	6.2	1	06/26/21 13:54	06/27/21 11:51	120-82-1	
1,1,1-Trichloroethane	ND	ug/kg	7.4	3.8	1	06/26/21 13:54	06/27/21 11:51	71-55-6	
1,1,2-Trichloroethane	ND	ug/kg	7.4	2.4	1	06/26/21 13:54	06/27/21 11:51	79-00-5	
Trichloroethene	ND	ug/kg	7.4	1.9	1	06/26/21 13:54	06/27/21 11:51	79-01-6	
Trichlorofluoromethane	ND	ug/kg	7.4	4.1	1	06/26/21 13:54	06/27/21 11:51	75-69-4	
1,2,3-Trichloropropane	ND	ug/kg	7.4	3.7	1	06/26/21 13:54	06/27/21 11:51	96-18-4	
1,2,4-Trimethylbenzene	ND	ug/kg	7.4	2.0	1	06/26/21 13:54	06/27/21 11:51	95-63-6	
1,3,5-Trimethylbenzene	ND	ug/kg	7.4	2.5	1	06/26/21 13:54	06/27/21 11:51	108-67-8	
Vinyl acetate	ND	ug/kg	73.8	5.4	1	06/26/21 13:54	06/27/21 11:51	108-05-4	
Vinyl chloride	ND	ug/kg	14.8	3.7	1	06/26/21 13:54	06/27/21 11:51	75-01-4	
Xylene (Total)	ND	ug/kg	14.8	4.2	1	06/26/21 13:54	06/27/21 11:51	1330-20-7	
m&p-Xylene	ND	ug/kg	14.8	5.0	1	06/26/21 13:54	06/27/21 11:51	179601-23-1	
o-Xylene	ND	ug/kg	7.4	3.3	1	06/26/21 13:54	06/27/21 11:51	95-47-6	
Surrogates									
Toluene-d8 (S)	102	%	70-130		1	06/26/21 13:54	06/27/21 11:51	2037-26-5	
4-Bromofluorobenzene (S)	99	%	69-134		1	06/26/21 13:54	06/27/21 11:51	460-00-4	
1,2-Dichloroethane-d4 (S)	111	%	70-130		1	06/26/21 13:54	06/27/21 11:51	17060-07-0	
Percent Moisture	Analytical Method: SW-846 Pace Analytical Services - Charlotte								
Percent Moisture	**23.4**	%	0.10	0.10	1		06/25/21 17:17		N2

REPORT OF LABORATORY ANALYSIS

This report shall not be reproduced, except in full,
without the written consent of Pace Analytical Services, LLC.

Pace Analytical Services, LLC
9800 Kincey Ave. Suite 100
Huntersville, NC 28078
(704)875-9092

ANALYTICAL RESULTS

Project: CPC 210218/2020-L1-2448
Pace Project No.: 92546505

Sample: BC-6 12-14 **Lab ID: 92546505004** Collected: 06/24/21 11:25 Received: 06/25/21 13:40 Matrix: Solid

Results reported on a "dry weight" basis and are adjusted for percent moisture, sample size and any dilutions.

Parameters	Results	Units	Report Limit	MDL	DF	Prepared	Analyzed	CAS No.	Qual
VPH NC Soil	Analytical Method: MADEP VPH Preparation Method: MADEP VPH Pace Analytical Services - Charlotte								
Total VPH (C5-C12)	ND	mg/kg	3.6	3.6	1	06/27/21 15:00	06/27/21 22:24		N2
Aliphatic (C05-C08)	ND	mg/kg	3.6	3.6	1	06/27/21 15:00	06/27/21 22:24		N2
Aliphatic(C09-C12) Adjusted	ND	mg/kg	3.6	3.6	1	06/27/21 15:00	06/27/21 22:24		N2
Aromatic (C09-C10)	ND	mg/kg	3.6	3.6	1	06/27/21 15:00	06/27/21 22:24		N2
Surrogates									
4-Bromofluorobenzene (FID) (S)	102	%	70-130		1	06/27/21 15:00	06/27/21 22:24	460-00-4	
4-Bromofluorobenzene (PID) (S)	101	%	70-130		1	06/27/21 15:00	06/27/21 22:24	460-00-4	
8260D/5035A/5030B Volatiles	Analytical Method: EPA 8260D Preparation Method: EPA 5035A/5030B Pace Analytical Services - Charlotte								
Acetone	ND	ug/kg	149	47.9	1	06/26/21 13:54	06/27/21 12:10	67-64-1	
Benzene	ND	ug/kg	7.5	3.0	1	06/26/21 13:54	06/27/21 12:10	71-43-2	
Bromobenzene	ND	ug/kg	7.5	2.4	1	06/26/21 13:54	06/27/21 12:10	108-86-1	
Bromochloromethane	ND	ug/kg	7.5	2.2	1	06/26/21 13:54	06/27/21 12:10	74-97-5	
Bromodichloromethane	ND	ug/kg	7.5	2.9	1	06/26/21 13:54	06/27/21 12:10	75-27-4	
Bromoform	ND	ug/kg	7.5	2.6	1	06/26/21 13:54	06/27/21 12:10	75-25-2	
Bromomethane	ND	ug/kg	14.9	11.8	1	06/26/21 13:54	06/27/21 12:10	74-83-9	IK
2-Butanone (MEK)	ND	ug/kg	149	35.8	1	06/26/21 13:54	06/27/21 12:10	78-93-3	
n-Butylbenzene	ND	ug/kg	7.5	3.5	1	06/26/21 13:54	06/27/21 12:10	104-51-8	
sec-Butylbenzene	ND	ug/kg	7.5	3.3	1	06/26/21 13:54	06/27/21 12:10	135-98-8	
tert-Butylbenzene	ND	ug/kg	7.5	2.7	1	06/26/21 13:54	06/27/21 12:10	98-06-6	
Carbon tetrachloride	ND	ug/kg	7.5	2.8	1	06/26/21 13:54	06/27/21 12:10	56-23-5	
Chlorobenzene	ND	ug/kg	7.5	1.4	1	06/26/21 13:54	06/27/21 12:10	108-90-7	
Chloroethane	ND	ug/kg	14.9	5.8	1	06/26/21 13:54	06/27/21 12:10	75-00-3	
Chloroform	ND	ug/kg	7.5	4.5	1	06/26/21 13:54	06/27/21 12:10	67-66-3	
Chloromethane	ND	ug/kg	14.9	6.3	1	06/26/21 13:54	06/27/21 12:10	74-87-3	
2-Chlorotoluene	ND	ug/kg	7.5	2.6	1	06/26/21 13:54	06/27/21 12:10	95-49-8	
4-Chlorotoluene	ND	ug/kg	7.5	1.3	1	06/26/21 13:54	06/27/21 12:10	106-43-4	
1,2-Dibromo-3-chloropropane	ND	ug/kg	7.5	2.9	1	06/26/21 13:54	06/27/21 12:10	96-12-8	
Dibromochloromethane	ND	ug/kg	7.5	4.2	1	06/26/21 13:54	06/27/21 12:10	124-48-1	
1,2-Dibromoethane (EDB)	ND	ug/kg	7.5	3.3	1	06/26/21 13:54	06/27/21 12:10	106-93-4	
Dibromomethane	ND	ug/kg	7.5	1.6	1	06/26/21 13:54	06/27/21 12:10	74-95-3	
1,2-Dichlorobenzene	ND	ug/kg	7.5	2.7	1	06/26/21 13:54	06/27/21 12:10	95-50-1	
1,3-Dichlorobenzene	ND	ug/kg	7.5	2.3	1	06/26/21 13:54	06/27/21 12:10	541-73-1	
1,4-Dichlorobenzene	ND	ug/kg	7.5	1.9	1	06/26/21 13:54	06/27/21 12:10	106-46-7	
Dichlorodifluoromethane	ND	ug/kg	14.9	3.2	1	06/26/21 13:54	06/27/21 12:10	75-71-8	v2
1,1-Dichloroethane	ND	ug/kg	7.5	3.1	1	06/26/21 13:54	06/27/21 12:10	75-34-3	
1,2-Dichloroethane	ND	ug/kg	7.5	4.9	1	06/26/21 13:54	06/27/21 12:10	107-06-2	
1,1-Dichloroethene	ND	ug/kg	7.5	3.1	1	06/26/21 13:54	06/27/21 12:10	75-35-4	
cis-1,2-Dichloroethene	ND	ug/kg	7.5	2.6	1	06/26/21 13:54	06/27/21 12:10	156-59-2	
trans-1,2-Dichloroethene	ND	ug/kg	7.5	2.6	1	06/26/21 13:54	06/27/21 12:10	156-60-5	
1,2-Dichloropropane	ND	ug/kg	7.5	2.2	1	06/26/21 13:54	06/27/21 12:10	78-87-5	
1,3-Dichloropropane	ND	ug/kg	7.5	2.3	1	06/26/21 13:54	06/27/21 12:10	142-28-9	
2,2-Dichloropropane	ND	ug/kg	7.5	2.4	1	06/26/21 13:54	06/27/21 12:10	594-20-7	v2

REPORT OF LABORATORY ANALYSIS

This report shall not be reproduced, except in full,
without the written consent of Pace Analytical Services, LLC.

Pace Analytical Services, LLC
9800 Kincey Ave. Suite 100
Huntersville, NC 28078
(704)875-9092

ANALYTICAL RESULTS

Project: CPC 210218/2020-L1-2448
Pace Project No.: 92546505

Sample: BC-6 12-14 **Lab ID: 92546505004** Collected: 06/24/21 11:25 Received: 06/25/21 13:40 Matrix: Solid

Results reported on a "dry weight" basis and are adjusted for percent moisture, sample size and any dilutions.

Parameters	Results	Units	Report Limit	MDL	DF	Prepared	Analyzed	CAS No.	Qual
8260D/5035A/5030B Volatiles	Analytical Method: EPA 8260D Preparation Method: EPA 5035A/5030B Pace Analytical Services - Charlotte								
1,1-Dichloropropene	ND	ug/kg	7.5	3.6	1	06/26/21 13:54	06/27/21 12:10	563-58-6	
cis-1,3-Dichloropropene	ND	ug/kg	7.5	2.0	1	06/26/21 13:54	06/27/21 12:10	10061-01-5	
trans-1,3-Dichloropropene	ND	ug/kg	7.5	2.6	1	06/26/21 13:54	06/27/21 12:10	10061-02-6	
Diisopropyl ether	ND	ug/kg	7.5	2.0	1	06/26/21 13:54	06/27/21 12:10	108-20-3	
Ethylbenzene	ND	ug/kg	7.5	3.5	1	06/26/21 13:54	06/27/21 12:10	100-41-4	
Hexachloro-1,3-butadiene	ND	ug/kg	14.9	12.2	1	06/26/21 13:54	06/27/21 12:10	87-68-3	
2-Hexanone	ND	ug/kg	74.6	7.2	1	06/26/21 13:54	06/27/21 12:10	591-78-6	
Isopropylbenzene (Cumene)	ND	ug/kg	7.5	2.5	1	06/26/21 13:54	06/27/21 12:10	98-82-8	
p-Isopropyltoluene	ND	ug/kg	7.5	3.7	1	06/26/21 13:54	06/27/21 12:10	99-87-6	
Methylene Chloride	ND	ug/kg	29.8	20.4	1	06/26/21 13:54	06/27/21 12:10	75-09-2	
4-Methyl-2-pentanone (MIBK)	ND	ug/kg	74.6	7.2	1	06/26/21 13:54	06/27/21 12:10	108-10-1	
Methyl-tert-butyl ether	ND	ug/kg	7.5	2.8	1	06/26/21 13:54	06/27/21 12:10	1634-04-4	
Naphthalene	ND	ug/kg	7.5	3.9	1	06/26/21 13:54	06/27/21 12:10	91-20-3	
n-Propylbenzene	ND	ug/kg	7.5	2.7	1	06/26/21 13:54	06/27/21 12:10	103-65-1	
Styrene	ND	ug/kg	7.5	2.0	1	06/26/21 13:54	06/27/21 12:10	100-42-5	
1,1,1,2-Tetrachloroethane	ND	ug/kg	7.5	2.9	1	06/26/21 13:54	06/27/21 12:10	630-20-6	
1,1,2,2-Tetrachloroethane	ND	ug/kg	7.5	2.0	1	06/26/21 13:54	06/27/21 12:10	79-34-5	
Tetrachloroethene	ND	ug/kg	7.5	2.4	1	06/26/21 13:54	06/27/21 12:10	127-18-4	
Toluene	**23.8**	ug/kg	7.5	2.1	1	06/26/21 13:54	06/27/21 12:10	108-88-3	C7
1,2,3-Trichlorobenzene	ND	ug/kg	7.5	6.0	1	06/26/21 13:54	06/27/21 12:10	87-61-6	
1,2,4-Trichlorobenzene	ND	ug/kg	7.5	6.3	1	06/26/21 13:54	06/27/21 12:10	120-82-1	
1,1,1-Trichloroethane	ND	ug/kg	7.5	3.9	1	06/26/21 13:54	06/27/21 12:10	71-55-6	
1,1,2-Trichloroethane	ND	ug/kg	7.5	2.5	1	06/26/21 13:54	06/27/21 12:10	79-00-5	
Trichloroethene	ND	ug/kg	7.5	1.9	1	06/26/21 13:54	06/27/21 12:10	79-01-6	
Trichlorofluoromethane	ND	ug/kg	7.5	4.1	1	06/26/21 13:54	06/27/21 12:10	75-69-4	
1,2,3-Trichloropropane	ND	ug/kg	7.5	3.8	1	06/26/21 13:54	06/27/21 12:10	96-18-4	
1,2,4-Trimethylbenzene	ND	ug/kg	7.5	2.0	1	06/26/21 13:54	06/27/21 12:10	95-63-6	
1,3,5-Trimethylbenzene	ND	ug/kg	7.5	2.5	1	06/26/21 13:54	06/27/21 12:10	108-67-8	
Vinyl acetate	ND	ug/kg	74.6	5.4	1	06/26/21 13:54	06/27/21 12:10	108-05-4	
Vinyl chloride	ND	ug/kg	14.9	3.8	1	06/26/21 13:54	06/27/21 12:10	75-01-4	
Xylene (Total)	ND	ug/kg	14.9	4.3	1	06/26/21 13:54	06/27/21 12:10	1330-20-7	
m&p-Xylene	ND	ug/kg	14.9	5.1	1	06/26/21 13:54	06/27/21 12:10	179601-23-1	
o-Xylene	ND	ug/kg	7.5	3.3	1	06/26/21 13:54	06/27/21 12:10	95-47-6	
Surrogates									
Toluene-d8 (S)	102	%	70-130		1	06/26/21 13:54	06/27/21 12:10	2037-26-5	
4-Bromofluorobenzene (S)	98	%	69-134		1	06/26/21 13:54	06/27/21 12:10	460-00-4	
1,2-Dichloroethane-d4 (S)	111	%	70-130		1	06/26/21 13:54	06/27/21 12:10	17060-07-0	
Percent Moisture	Analytical Method: SW-846 Pace Analytical Services - Charlotte								
Percent Moisture	**22.1**	%	0.10	0.10	1		06/25/21 17:17		N2

REPORT OF LABORATORY ANALYSIS

This report shall not be reproduced, except in full,
without the written consent of Pace Analytical Services, LLC.

Pace Analytical Services, LLC
9800 Kincey Ave. Suite 100
Huntersville, NC 28078
(704)875-9092

ANALYTICAL RESULTS

Project: CPC 210218/2020-L1-2448
Pace Project No.: 92546505

Sample: BC-5 0-2 **Lab ID: 92546505005** Collected: 06/24/21 14:50 Received: 06/25/21 13:40 Matrix: Solid

Results reported on a "dry weight" basis and are adjusted for percent moisture, sample size and any dilutions.

Parameters	Results	Units	Report Limit	MDL	DF	Prepared	Analyzed	CAS No.	Qual
VPH NC Soil	Analytical Method: MADEP VPH Preparation Method: MADEP VPH Pace Analytical Services - Charlotte								
Total VPH (C5-C12)	ND	mg/kg	3.2	3.2	1	06/27/21 15:00	06/27/21 22:53		N2
Aliphatic (C05-C08)	ND	mg/kg	3.2	3.2	1	06/27/21 15:00	06/27/21 22:53		N2
Aliphatic(C09-C12) Adjusted	ND	mg/kg	3.2	3.2	1	06/27/21 15:00	06/27/21 22:53		N2
Aromatic (C09-C10)	ND	mg/kg	3.2	3.2	1	06/27/21 15:00	06/27/21 22:53		N2
Surrogates									
4-Bromofluorobenzene (FID) (S)	104	%	70-130		1	06/27/21 15:00	06/27/21 22:53	460-00-4	
4-Bromofluorobenzene (PID) (S)	103	%	70-130		1	06/27/21 15:00	06/27/21 22:53	460-00-4	
8260D/5035A/5030B Volatiles	Analytical Method: EPA 8260D Preparation Method: EPA 5035A/5030B Pace Analytical Services - Charlotte								
Acetone	ND	ug/kg	126	40.5	1	06/26/21 13:54	06/27/21 12:28	67-64-1	
Benzene	ND	ug/kg	6.3	2.5	1	06/26/21 13:54	06/27/21 12:28	71-43-2	
Bromobenzene	ND	ug/kg	6.3	2.1	1	06/26/21 13:54	06/27/21 12:28	108-86-1	
Bromochloromethane	ND	ug/kg	6.3	1.9	1	06/26/21 13:54	06/27/21 12:28	74-97-5	
Bromodichloromethane	ND	ug/kg	6.3	2.4	1	06/26/21 13:54	06/27/21 12:28	75-27-4	
Bromoform	ND	ug/kg	6.3	2.2	1	06/26/21 13:54	06/27/21 12:28	75-25-2	
Bromomethane	ND	ug/kg	12.6	10	1	06/26/21 13:54	06/27/21 12:28	74-83-9	IK
2-Butanone (MEK)	ND	ug/kg	126	30.3	1	06/26/21 13:54	06/27/21 12:28	78-93-3	
n-Butylbenzene	ND	ug/kg	6.3	3.0	1	06/26/21 13:54	06/27/21 12:28	104-51-8	
sec-Butylbenzene	ND	ug/kg	6.3	2.8	1	06/26/21 13:54	06/27/21 12:28	135-98-8	
tert-Butylbenzene	ND	ug/kg	6.3	2.2	1	06/26/21 13:54	06/27/21 12:28	98-06-6	
Carbon tetrachloride	ND	ug/kg	6.3	2.4	1	06/26/21 13:54	06/27/21 12:28	56-23-5	
Chlorobenzene	ND	ug/kg	6.3	1.2	1	06/26/21 13:54	06/27/21 12:28	108-90-7	
Chloroethane	ND	ug/kg	12.6	4.9	1	06/26/21 13:54	06/27/21 12:28	75-00-3	
Chloroform	ND	ug/kg	6.3	3.8	1	06/26/21 13:54	06/27/21 12:28	67-66-3	
Chloromethane	ND	ug/kg	12.6	5.3	1	06/26/21 13:54	06/27/21 12:28	74-87-3	
2-Chlorotoluene	ND	ug/kg	6.3	2.2	1	06/26/21 13:54	06/27/21 12:28	95-49-8	
4-Chlorotoluene	ND	ug/kg	6.3	1.1	1	06/26/21 13:54	06/27/21 12:28	106-43-4	
1,2-Dibromo-3-chloropropane	ND	ug/kg	6.3	2.4	1	06/26/21 13:54	06/27/21 12:28	96-12-8	
Dibromochloromethane	ND	ug/kg	6.3	3.5	1	06/26/21 13:54	06/27/21 12:28	124-48-1	
1,2-Dibromoethane (EDB)	ND	ug/kg	6.3	2.8	1	06/26/21 13:54	06/27/21 12:28	106-93-4	
Dibromomethane	ND	ug/kg	6.3	1.3	1	06/26/21 13:54	06/27/21 12:28	74-95-3	
1,2-Dichlorobenzene	ND	ug/kg	6.3	2.3	1	06/26/21 13:54	06/27/21 12:28	95-50-1	
1,3-Dichlorobenzene	ND	ug/kg	6.3	2.0	1	06/26/21 13:54	06/27/21 12:28	541-73-1	
1,4-Dichlorobenzene	ND	ug/kg	6.3	1.6	1	06/26/21 13:54	06/27/21 12:28	106-46-7	
Dichlorodifluoromethane	ND	ug/kg	12.6	2.7	1	06/26/21 13:54	06/27/21 12:28	75-71-8	v2
1,1-Dichloroethane	ND	ug/kg	6.3	2.6	1	06/26/21 13:54	06/27/21 12:28	75-34-3	
1,2-Dichloroethane	ND	ug/kg	6.3	4.2	1	06/26/21 13:54	06/27/21 12:28	107-06-2	
1,1-Dichloroethene	ND	ug/kg	6.3	2.6	1	06/26/21 13:54	06/27/21 12:28	75-35-4	
cis-1,2-Dichloroethene	ND	ug/kg	6.3	2.2	1	06/26/21 13:54	06/27/21 12:28	156-59-2	
trans-1,2-Dichloroethene	ND	ug/kg	6.3	2.2	1	06/26/21 13:54	06/27/21 12:28	156-60-5	
1,2-Dichloropropane	ND	ug/kg	6.3	1.9	1	06/26/21 13:54	06/27/21 12:28	78-87-5	
1,3-Dichloropropane	ND	ug/kg	6.3	2.0	1	06/26/21 13:54	06/27/21 12:28	142-28-9	
2,2-Dichloropropane	ND	ug/kg	6.3	2.1	1	06/26/21 13:54	06/27/21 12:28	594-20-7	v2

REPORT OF LABORATORY ANALYSIS

This report shall not be reproduced, except in full,
without the written consent of Pace Analytical Services, LLC.

Pace Analytical Services, LLC
9800 Kincey Ave. Suite 100
Huntersville, NC 28078
(704)875-9092

ANALYTICAL RESULTS

Project: CPC 210218/2020-L1-2448
Pace Project No.: 92546505

Sample: BC-5 0-2 **Lab ID: 92546505005** Collected: 06/24/21 14:50 Received: 06/25/21 13:40 Matrix: Solid

Results reported on a "dry weight" basis and are adjusted for percent moisture, sample size and any dilutions.

Parameters	Results	Units	Report Limit	MDL	DF	Prepared	Analyzed	CAS No.	Qual
8260D/5035A/5030B Volatiles	Analytical Method: EPA 8260D Preparation Method: EPA 5035A/5030B Pace Analytical Services - Charlotte								
1,1-Dichloropropene	ND	ug/kg	6.3	3.0	1	06/26/21 13:54	06/27/21 12:28	563-58-6	
cis-1,3-Dichloropropene	ND	ug/kg	6.3	1.7	1	06/26/21 13:54	06/27/21 12:28	10061-01-5	
trans-1,3-Dichloropropene	ND	ug/kg	6.3	2.2	1	06/26/21 13:54	06/27/21 12:28	10061-02-6	
Diisopropyl ether	ND	ug/kg	6.3	1.7	1	06/26/21 13:54	06/27/21 12:28	108-20-3	
Ethylbenzene	ND	ug/kg	6.3	2.9	1	06/26/21 13:54	06/27/21 12:28	100-41-4	
Hexachloro-1,3-butadiene	ND	ug/kg	12.6	10.3	1	06/26/21 13:54	06/27/21 12:28	87-68-3	
2-Hexanone	ND	ug/kg	63.1	6.1	1	06/26/21 13:54	06/27/21 12:28	591-78-6	
Isopropylbenzene (Cumene)	ND	ug/kg	6.3	2.1	1	06/26/21 13:54	06/27/21 12:28	98-82-8	
p-Isopropyltoluene	ND	ug/kg	6.3	3.1	1	06/26/21 13:54	06/27/21 12:28	99-87-6	
Methylene Chloride	ND	ug/kg	25.2	17.3	1	06/26/21 13:54	06/27/21 12:28	75-09-2	
4-Methyl-2-pentanone (MIBK)	ND	ug/kg	63.1	6.1	1	06/26/21 13:54	06/27/21 12:28	108-10-1	
Methyl-tert-butyl ether	ND	ug/kg	6.3	2.4	1	06/26/21 13:54	06/27/21 12:28	1634-04-4	
Naphthalene	ND	ug/kg	6.3	3.3	1	06/26/21 13:54	06/27/21 12:28	91-20-3	
n-Propylbenzene	ND	ug/kg	6.3	2.2	1	06/26/21 13:54	06/27/21 12:28	103-65-1	
Styrene	ND	ug/kg	6.3	1.7	1	06/26/21 13:54	06/27/21 12:28	100-42-5	
1,1,1,2-Tetrachloroethane	ND	ug/kg	6.3	2.4	1	06/26/21 13:54	06/27/21 12:28	630-20-6	
1,1,2,2-Tetrachloroethane	ND	ug/kg	6.3	1.7	1	06/26/21 13:54	06/27/21 12:28	79-34-5	
Tetrachloroethene	ND	ug/kg	6.3	2.0	1	06/26/21 13:54	06/27/21 12:28	127-18-4	
Toluene	**25.3**	ug/kg	6.3	1.8	1	06/26/21 13:54	06/27/21 12:28	108-88-3	C7
1,2,3-Trichlorobenzene	ND	ug/kg	6.3	5.1	1	06/26/21 13:54	06/27/21 12:28	87-61-6	
1,2,4-Trichlorobenzene	ND	ug/kg	6.3	5.3	1	06/26/21 13:54	06/27/21 12:28	120-82-1	
1,1,1-Trichloroethane	ND	ug/kg	6.3	3.3	1	06/26/21 13:54	06/27/21 12:28	71-55-6	
1,1,2-Trichloroethane	ND	ug/kg	6.3	2.1	1	06/26/21 13:54	06/27/21 12:28	79-00-5	
Trichloroethene	ND	ug/kg	6.3	1.6	1	06/26/21 13:54	06/27/21 12:28	79-01-6	
Trichlorofluoromethane	ND	ug/kg	6.3	3.5	1	06/26/21 13:54	06/27/21 12:28	75-69-4	
1,2,3-Trichloropropane	ND	ug/kg	6.3	3.2	1	06/26/21 13:54	06/27/21 12:28	96-18-4	
1,2,4-Trimethylbenzene	ND	ug/kg	6.3	1.7	1	06/26/21 13:54	06/27/21 12:28	95-63-6	
1,3,5-Trimethylbenzene	ND	ug/kg	6.3	2.1	1	06/26/21 13:54	06/27/21 12:28	108-67-8	
Vinyl acetate	ND	ug/kg	63.1	4.6	1	06/26/21 13:54	06/27/21 12:28	108-05-4	
Vinyl chloride	ND	ug/kg	12.6	3.2	1	06/26/21 13:54	06/27/21 12:28	75-01-4	
Xylene (Total)	ND	ug/kg	12.6	3.6	1	06/26/21 13:54	06/27/21 12:28	1330-20-7	
m&p-Xylene	ND	ug/kg	12.6	4.3	1	06/26/21 13:54	06/27/21 12:28	179601-23-1	
o-Xylene	ND	ug/kg	6.3	2.8	1	06/26/21 13:54	06/27/21 12:28	95-47-6	
Surrogates									
Toluene-d8 (S)	102	%	70-130		1	06/26/21 13:54	06/27/21 12:28	2037-26-5	
4-Bromofluorobenzene (S)	99	%	69-134		1	06/26/21 13:54	06/27/21 12:28	460-00-4	
1,2-Dichloroethane-d4 (S)	111	%	70-130		1	06/26/21 13:54	06/27/21 12:28	17060-07-0	
Percent Moisture	Analytical Method: SW-846 Pace Analytical Services - Charlotte								
Percent Moisture	**16.8**	%	0.10	0.10	1		06/25/21 17:17		N2

REPORT OF LABORATORY ANALYSIS

This report shall not be reproduced, except in full,
without the written consent of Pace Analytical Services, LLC.

Pace Analytical Services, LLC
9800 Kincey Ave. Suite 100
Huntersville, NC 28078
(704)875-9092

ANALYTICAL RESULTS

Project: CPC 210218/2020-L1-2448
Pace Project No.: 92546505

Sample: BC-5 14-16 **Lab ID: 92546505006** Collected: 06/24/21 14:35 Received: 06/25/21 13:40 Matrix: Solid

Results reported on a "dry weight" basis and are adjusted for percent moisture, sample size and any dilutions.

Parameters	Results	Units	Report Limit	MDL	DF	Prepared	Analyzed	CAS No.	Qual
VPH NC Soil	Analytical Method: MADEP VPH Preparation Method: MADEP VPH Pace Analytical Services - Charlotte								
Total VPH (C5-C12)	ND	mg/kg	3.7	3.7	1	06/27/21 15:00	06/27/21 23:21		N2
Aliphatic (C05-C08)	ND	mg/kg	3.7	3.7	1	06/27/21 15:00	06/27/21 23:21		N2
Aliphatic(C09-C12) Adjusted	ND	mg/kg	3.7	3.7	1	06/27/21 15:00	06/27/21 23:21		N2
Aromatic (C09-C10)	ND	mg/kg	3.7	3.7	1	06/27/21 15:00	06/27/21 23:21		N2
Surrogates									
4-Bromofluorobenzene (FID) (S)	101	%	70-130		1	06/27/21 15:00	06/27/21 23:21	460-00-4	
4-Bromofluorobenzene (PID) (S)	101	%	70-130		1	06/27/21 15:00	06/27/21 23:21	460-00-4	
8260D/5035A/5030B Volatiles	Analytical Method: EPA 8260D Preparation Method: EPA 5035A/5030B Pace Analytical Services - Charlotte								
Acetone	ND	ug/kg	151	48.3	1	06/26/21 13:54	06/27/21 12:47	67-64-1	
Benzene	**4.6J**	ug/kg	7.5	3.0	1	06/26/21 13:54	06/27/21 12:47	71-43-2	
Bromobenzene	ND	ug/kg	7.5	2.5	1	06/26/21 13:54	06/27/21 12:47	108-86-1	
Bromochloromethane	ND	ug/kg	7.5	2.2	1	06/26/21 13:54	06/27/21 12:47	74-97-5	
Bromodichloromethane	ND	ug/kg	7.5	2.9	1	06/26/21 13:54	06/27/21 12:47	75-27-4	
Bromoform	ND	ug/kg	7.5	2.7	1	06/26/21 13:54	06/27/21 12:47	75-25-2	
Bromomethane	ND	ug/kg	15.1	11.9	1	06/26/21 13:54	06/27/21 12:47	74-83-9	IK
2-Butanone (MEK)	ND	ug/kg	151	36.1	1	06/26/21 13:54	06/27/21 12:47	78-93-3	
n-Butylbenzene	ND	ug/kg	7.5	3.6	1	06/26/21 13:54	06/27/21 12:47	104-51-8	
sec-Butylbenzene	ND	ug/kg	7.5	3.3	1	06/26/21 13:54	06/27/21 12:47	135-98-8	
tert-Butylbenzene	ND	ug/kg	7.5	2.7	1	06/26/21 13:54	06/27/21 12:47	98-06-6	
Carbon tetrachloride	ND	ug/kg	7.5	2.8	1	06/26/21 13:54	06/27/21 12:47	56-23-5	
Chlorobenzene	ND	ug/kg	7.5	1.4	1	06/26/21 13:54	06/27/21 12:47	108-90-7	
Chloroethane	ND	ug/kg	15.1	5.8	1	06/26/21 13:54	06/27/21 12:47	75-00-3	
Chloroform	ND	ug/kg	7.5	4.6	1	06/26/21 13:54	06/27/21 12:47	67-66-3	
Chloromethane	ND	ug/kg	15.1	6.3	1	06/26/21 13:54	06/27/21 12:47	74-87-3	
2-Chlorotoluene	ND	ug/kg	7.5	2.7	1	06/26/21 13:54	06/27/21 12:47	95-49-8	
4-Chlorotoluene	ND	ug/kg	7.5	1.3	1	06/26/21 13:54	06/27/21 12:47	106-43-4	
1,2-Dibromo-3-chloropropane	ND	ug/kg	7.5	2.9	1	06/26/21 13:54	06/27/21 12:47	96-12-8	
Dibromochloromethane	ND	ug/kg	7.5	4.2	1	06/26/21 13:54	06/27/21 12:47	124-48-1	
1,2-Dibromoethane (EDB)	ND	ug/kg	7.5	3.3	1	06/26/21 13:54	06/27/21 12:47	106-93-4	
Dibromomethane	ND	ug/kg	7.5	1.6	1	06/26/21 13:54	06/27/21 12:47	74-95-3	
1,2-Dichlorobenzene	ND	ug/kg	7.5	2.7	1	06/26/21 13:54	06/27/21 12:47	95-50-1	
1,3-Dichlorobenzene	ND	ug/kg	7.5	2.3	1	06/26/21 13:54	06/27/21 12:47	541-73-1	
1,4-Dichlorobenzene	ND	ug/kg	7.5	2.0	1	06/26/21 13:54	06/27/21 12:47	106-46-7	
Dichlorodifluoromethane	ND	ug/kg	15.1	3.3	1	06/26/21 13:54	06/27/21 12:47	75-71-8	v2
1,1-Dichloroethane	ND	ug/kg	7.5	3.1	1	06/26/21 13:54	06/27/21 12:47	75-34-3	
1,2-Dichloroethane	ND	ug/kg	7.5	5.0	1	06/26/21 13:54	06/27/21 12:47	107-06-2	
1,1-Dichloroethene	ND	ug/kg	7.5	3.1	1	06/26/21 13:54	06/27/21 12:47	75-35-4	
cis-1,2-Dichloroethene	ND	ug/kg	7.5	2.6	1	06/26/21 13:54	06/27/21 12:47	156-59-2	
trans-1,2-Dichloroethene	ND	ug/kg	7.5	2.6	1	06/26/21 13:54	06/27/21 12:47	156-60-5	
1,2-Dichloropropane	ND	ug/kg	7.5	2.3	1	06/26/21 13:54	06/27/21 12:47	78-87-5	
1,3-Dichloropropane	ND	ug/kg	7.5	2.3	1	06/26/21 13:54	06/27/21 12:47	142-28-9	
2,2-Dichloropropane	ND	ug/kg	7.5	2.5	1	06/26/21 13:54	06/27/21 12:47	594-20-7	v2

REPORT OF LABORATORY ANALYSIS

This report shall not be reproduced, except in full,
without the written consent of Pace Analytical Services, LLC.

Pace Analytical Services, LLC
9800 Kincey Ave. Suite 100
Huntersville, NC 28078
(704)875-9092

ANALYTICAL RESULTS

Project: CPC 210218/2020-L1-2448
Pace Project No.: 92546505

Sample: BC-5 14-16 **Lab ID: 92546505006** Collected: 06/24/21 14:35 Received: 06/25/21 13:40 Matrix: Solid

Results reported on a "dry weight" basis and are adjusted for percent moisture, sample size and any dilutions.

Parameters	Results	Units	Report Limit	MDL	DF	Prepared	Analyzed	CAS No.	Qual
8260D/5035A/5030B Volatiles	Analytical Method: EPA 8260D Preparation Method: EPA 5035A/5030B Pace Analytical Services - Charlotte								
1,1-Dichloropropene	ND	ug/kg	7.5	3.6	1	06/26/21 13:54	06/27/21 12:47	563-58-6	
cis-1,3-Dichloropropene	ND	ug/kg	7.5	2.0	1	06/26/21 13:54	06/27/21 12:47	10061-01-5	
trans-1,3-Dichloropropene	ND	ug/kg	7.5	2.6	1	06/26/21 13:54	06/27/21 12:47	10061-02-6	
Diisopropyl ether	ND	ug/kg	7.5	2.0	1	06/26/21 13:54	06/27/21 12:47	108-20-3	
Ethylbenzene	ND	ug/kg	7.5	3.5	1	06/26/21 13:54	06/27/21 12:47	100-41-4	
Hexachloro-1,3-butadiene	ND	ug/kg	15.1	12.3	1	06/26/21 13:54	06/27/21 12:47	87-68-3	
2-Hexanone	ND	ug/kg	75.3	7.3	1	06/26/21 13:54	06/27/21 12:47	591-78-6	
Isopropylbenzene (Cumene)	ND	ug/kg	7.5	2.6	1	06/26/21 13:54	06/27/21 12:47	98-82-8	
p-Isopropyltoluene	ND	ug/kg	7.5	3.7	1	06/26/21 13:54	06/27/21 12:47	99-87-6	
Methylene Chloride	ND	ug/kg	30.1	20.6	1	06/26/21 13:54	06/27/21 12:47	75-09-2	
4-Methyl-2-pentanone (MIBK)	ND	ug/kg	75.3	7.3	1	06/26/21 13:54	06/27/21 12:47	108-10-1	
Methyl-tert-butyl ether	ND	ug/kg	7.5	2.8	1	06/26/21 13:54	06/27/21 12:47	1634-04-4	
Naphthalene	ND	ug/kg	7.5	4.0	1	06/26/21 13:54	06/27/21 12:47	91-20-3	
n-Propylbenzene	ND	ug/kg	7.5	2.7	1	06/26/21 13:54	06/27/21 12:47	103-65-1	
Styrene	ND	ug/kg	7.5	2.0	1	06/26/21 13:54	06/27/21 12:47	100-42-5	
1,1,1,2-Tetrachloroethane	ND	ug/kg	7.5	2.9	1	06/26/21 13:54	06/27/21 12:47	630-20-6	
1,1,2,2-Tetrachloroethane	ND	ug/kg	7.5	2.0	1	06/26/21 13:54	06/27/21 12:47	79-34-5	
Tetrachloroethene	ND	ug/kg	7.5	2.4	1	06/26/21 13:54	06/27/21 12:47	127-18-4	
Toluene	**20.0**	ug/kg	7.5	2.1	1	06/26/21 13:54	06/27/21 12:47	108-88-3	C7
1,2,3-Trichlorobenzene	ND	ug/kg	7.5	6.1	1	06/26/21 13:54	06/27/21 12:47	87-61-6	
1,2,4-Trichlorobenzene	ND	ug/kg	7.5	6.3	1	06/26/21 13:54	06/27/21 12:47	120-82-1	
1,1,1-Trichloroethane	ND	ug/kg	7.5	3.9	1	06/26/21 13:54	06/27/21 12:47	71-55-6	
1,1,2-Trichloroethane	ND	ug/kg	7.5	2.5	1	06/26/21 13:54	06/27/21 12:47	79-00-5	
Trichloroethene	ND	ug/kg	7.5	1.9	1	06/26/21 13:54	06/27/21 12:47	79-01-6	
Trichlorofluoromethane	ND	ug/kg	7.5	4.1	1	06/26/21 13:54	06/27/21 12:47	75-69-4	
1,2,3-Trichloropropane	ND	ug/kg	7.5	3.8	1	06/26/21 13:54	06/27/21 12:47	96-18-4	
1,2,4-Trimethylbenzene	ND	ug/kg	7.5	2.1	1	06/26/21 13:54	06/27/21 12:47	95-63-6	
1,3,5-Trimethylbenzene	ND	ug/kg	7.5	2.5	1	06/26/21 13:54	06/27/21 12:47	108-67-8	
Vinyl acetate	ND	ug/kg	75.3	5.5	1	06/26/21 13:54	06/27/21 12:47	108-05-4	
Vinyl chloride	ND	ug/kg	15.1	3.8	1	06/26/21 13:54	06/27/21 12:47	75-01-4	
Xylene (Total)	ND	ug/kg	15.1	4.3	1	06/26/21 13:54	06/27/21 12:47	1330-20-7	
m&p-Xylene	ND	ug/kg	15.1	5.1	1	06/26/21 13:54	06/27/21 12:47	179601-23-1	
o-Xylene	ND	ug/kg	7.5	3.3	1	06/26/21 13:54	06/27/21 12:47	95-47-6	
Surrogates									
Toluene-d8 (S)	103	%	70-130		1	06/26/21 13:54	06/27/21 12:47	2037-26-5	
4-Bromofluorobenzene (S)	99	%	69-134		1	06/26/21 13:54	06/27/21 12:47	460-00-4	
1,2-Dichloroethane-d4 (S)	111	%	70-130		1	06/26/21 13:54	06/27/21 12:47	17060-07-0	
Percent Moisture	Analytical Method: SW-846 Pace Analytical Services - Charlotte								
Percent Moisture	**16.5**	%	0.10	0.10	1		06/25/21 17:17		N2

REPORT OF LABORATORY ANALYSIS

This report shall not be reproduced, except in full,
without the written consent of Pace Analytical Services, LLC.

Pace Analytical Services, LLC
9800 Kincey Ave. Suite 100
Huntersville, NC 28078
(704)875-9092

ANALYTICAL RESULTS

Project: CPC 210218/2020-L1-2448
Pace Project No.: 92546505

Sample: BC-4 0-2 **Lab ID: 92546505007** Collected: 06/24/21 16:35 Received: 06/25/21 13:40 Matrix: Solid

Results reported on a "dry weight" basis and are adjusted for percent moisture, sample size and any dilutions.

Parameters	Results	Units	Report Limit	MDL	DF	Prepared	Analyzed	CAS No.	Qual
VPH NC Soil	Analytical Method: MADEP VPH Preparation Method: MADEP VPH Pace Analytical Services - Charlotte								
Total VPH (C5-C12)	ND	mg/kg	0.85	0.85	1	06/28/21 06:34	06/28/21 23:08		N2
Aliphatic (C05-C08)	ND	mg/kg	0.85	0.85	1	06/28/21 06:34	06/28/21 23:08		N2
Aliphatic(C09-C12) Adjusted	ND	mg/kg	0.85	0.85	1	06/28/21 06:34	06/28/21 23:08		N2
Aromatic (C09-C10)	ND	mg/kg	0.85	0.85	1	06/28/21 06:34	06/28/21 23:08		N2
Surrogates									
4-Bromofluorobenzene (FID) (S)	103	%	70-130		1	06/28/21 06:34	06/28/21 23:08	460-00-4	
4-Bromofluorobenzene (PID) (S)	102	%	70-130		1	06/28/21 06:34	06/28/21 23:08	460-00-4	
8260D/5035A/5030B Volatiles	Analytical Method: EPA 8260D Preparation Method: EPA 5035A/5030B Pace Analytical Services - Charlotte								
Acetone	ND	ug/kg	158	50.6	1	06/26/21 13:54	06/27/21 13:05	67-64-1	
Benzene	ND	ug/kg	7.9	3.1	1	06/26/21 13:54	06/27/21 13:05	71-43-2	
Bromobenzene	ND	ug/kg	7.9	2.6	1	06/26/21 13:54	06/27/21 13:05	108-86-1	
Bromochloromethane	ND	ug/kg	7.9	2.3	1	06/26/21 13:54	06/27/21 13:05	74-97-5	
Bromodichloromethane	ND	ug/kg	7.9	3.0	1	06/26/21 13:54	06/27/21 13:05	75-27-4	
Bromoform	ND	ug/kg	7.9	2.8	1	06/26/21 13:54	06/27/21 13:05	75-25-2	
Bromomethane	ND	ug/kg	15.8	12.4	1	06/26/21 13:54	06/27/21 13:05	74-83-9	IK
2-Butanone (MEK)	ND	ug/kg	158	37.8	1	06/26/21 13:54	06/27/21 13:05	78-93-3	
n-Butylbenzene	ND	ug/kg	7.9	3.7	1	06/26/21 13:54	06/27/21 13:05	104-51-8	
sec-Butylbenzene	ND	ug/kg	7.9	3.5	1	06/26/21 13:54	06/27/21 13:05	135-98-8	
tert-Butylbenzene	ND	ug/kg	7.9	2.8	1	06/26/21 13:54	06/27/21 13:05	98-06-6	
Carbon tetrachloride	ND	ug/kg	7.9	2.9	1	06/26/21 13:54	06/27/21 13:05	56-23-5	
Chlorobenzene	ND	ug/kg	7.9	1.5	1	06/26/21 13:54	06/27/21 13:05	108-90-7	
Chloroethane	ND	ug/kg	15.8	6.1	1	06/26/21 13:54	06/27/21 13:05	75-00-3	
Chloroform	ND	ug/kg	7.9	4.8	1	06/26/21 13:54	06/27/21 13:05	67-66-3	
Chloromethane	ND	ug/kg	15.8	6.6	1	06/26/21 13:54	06/27/21 13:05	74-87-3	
2-Chlorotoluene	ND	ug/kg	7.9	2.8	1	06/26/21 13:54	06/27/21 13:05	95-49-8	
4-Chlorotoluene	ND	ug/kg	7.9	1.4	1	06/26/21 13:54	06/27/21 13:05	106-43-4	
1,2-Dibromo-3-chloropropane	ND	ug/kg	7.9	3.1	1	06/26/21 13:54	06/27/21 13:05	96-12-8	
Dibromochloromethane	ND	ug/kg	7.9	4.4	1	06/26/21 13:54	06/27/21 13:05	124-48-1	
1,2-Dibromoethane (EDB)	ND	ug/kg	7.9	3.5	1	06/26/21 13:54	06/27/21 13:05	106-93-4	
Dibromomethane	ND	ug/kg	7.9	1.7	1	06/26/21 13:54	06/27/21 13:05	74-95-3	
1,2-Dichlorobenzene	ND	ug/kg	7.9	2.8	1	06/26/21 13:54	06/27/21 13:05	95-50-1	
1,3-Dichlorobenzene	ND	ug/kg	7.9	2.4	1	06/26/21 13:54	06/27/21 13:05	541-73-1	
1,4-Dichlorobenzene	ND	ug/kg	7.9	2.0	1	06/26/21 13:54	06/27/21 13:05	106-46-7	
Dichlorodifluoromethane	ND	ug/kg	15.8	3.4	1	06/26/21 13:54	06/27/21 13:05	75-71-8	v2
1,1-Dichloroethane	ND	ug/kg	7.9	3.2	1	06/26/21 13:54	06/27/21 13:05	75-34-3	
1,2-Dichloroethane	ND	ug/kg	7.9	5.2	1	06/26/21 13:54	06/27/21 13:05	107-06-2	
1,1-Dichloroethene	ND	ug/kg	7.9	3.2	1	06/26/21 13:54	06/27/21 13:05	75-35-4	
cis-1,2-Dichloroethene	ND	ug/kg	7.9	2.7	1	06/26/21 13:54	06/27/21 13:05	156-59-2	
trans-1,2-Dichloroethene	ND	ug/kg	7.9	2.8	1	06/26/21 13:54	06/27/21 13:05	156-60-5	
1,2-Dichloropropane	ND	ug/kg	7.9	2.4	1	06/26/21 13:54	06/27/21 13:05	78-87-5	
1,3-Dichloropropane	ND	ug/kg	7.9	2.5	1	06/26/21 13:54	06/27/21 13:05	142-28-9	
2,2-Dichloropropane	ND	ug/kg	7.9	2.6	1	06/26/21 13:54	06/27/21 13:05	594-20-7	v2

REPORT OF LABORATORY ANALYSIS

This report shall not be reproduced, except in full,
without the written consent of Pace Analytical Services, LLC.

Pace Analytical Services, LLC
9800 Kincey Ave. Suite 100
Huntersville, NC 28078
(704)875-9092

ANALYTICAL RESULTS

Project: CPC 210218/2020-L1-2448
Pace Project No.: 92546505

Sample: BC-4 0-2 **Lab ID: 92546505007** Collected: 06/24/21 16:35 Received: 06/25/21 13:40 Matrix: Solid

Results reported on a "dry weight" basis and are adjusted for percent moisture, sample size and any dilutions.

Parameters	Results	Units	Report Limit	MDL	DF	Prepared	Analyzed	CAS No.	Qual
8260D/5035A/5030B Volatiles	Analytical Method: EPA 8260D Preparation Method: EPA 5035A/5030B Pace Analytical Services - Charlotte								
1,1-Dichloropropene	ND	ug/kg	7.9	3.8	1	06/26/21 13:54	06/27/21 13:05	563-58-6	
cis-1,3-Dichloropropene	ND	ug/kg	7.9	2.1	1	06/26/21 13:54	06/27/21 13:05	10061-01-5	
trans-1,3-Dichloropropene	ND	ug/kg	7.9	2.7	1	06/26/21 13:54	06/27/21 13:05	10061-02-6	
Diisopropyl ether	ND	ug/kg	7.9	2.1	1	06/26/21 13:54	06/27/21 13:05	108-20-3	
Ethylbenzene	ND	ug/kg	7.9	3.7	1	06/26/21 13:54	06/27/21 13:05	100-41-4	
Hexachloro-1,3-butadiene	ND	ug/kg	15.8	12.9	1	06/26/21 13:54	06/27/21 13:05	87-68-3	
2-Hexanone	ND	ug/kg	78.8	7.6	1	06/26/21 13:54	06/27/21 13:05	591-78-6	
Isopropylbenzene (Cumene)	ND	ug/kg	7.9	2.7	1	06/26/21 13:54	06/27/21 13:05	98-82-8	
p-Isopropyltoluene	ND	ug/kg	7.9	3.9	1	06/26/21 13:54	06/27/21 13:05	99-87-6	
Methylene Chloride	ND	ug/kg	31.5	21.6	1	06/26/21 13:54	06/27/21 13:05	75-09-2	
4-Methyl-2-pentanone (MIBK)	ND	ug/kg	78.8	7.6	1	06/26/21 13:54	06/27/21 13:05	108-10-1	
Methyl-tert-butyl ether	ND	ug/kg	7.9	2.9	1	06/26/21 13:54	06/27/21 13:05	1634-04-4	
Naphthalene	ND	ug/kg	7.9	4.1	1	06/26/21 13:54	06/27/21 13:05	91-20-3	
n-Propylbenzene	ND	ug/kg	7.9	2.8	1	06/26/21 13:54	06/27/21 13:05	103-65-1	
Styrene	ND	ug/kg	7.9	2.1	1	06/26/21 13:54	06/27/21 13:05	100-42-5	
1,1,1,2-Tetrachloroethane	ND	ug/kg	7.9	3.0	1	06/26/21 13:54	06/27/21 13:05	630-20-6	
1,1,2,2-Tetrachloroethane	ND	ug/kg	7.9	2.1	1	06/26/21 13:54	06/27/21 13:05	79-34-5	
Tetrachloroethene	ND	ug/kg	7.9	2.5	1	06/26/21 13:54	06/27/21 13:05	127-18-4	
Toluene	**14.8**	ug/kg	7.9	2.2	1	06/26/21 13:54	06/27/21 13:05	108-88-3	C7
1,2,3-Trichlorobenzene	ND	ug/kg	7.9	6.4	1	06/26/21 13:54	06/27/21 13:05	87-61-6	
1,2,4-Trichlorobenzene	ND	ug/kg	7.9	6.6	1	06/26/21 13:54	06/27/21 13:05	120-82-1	
1,1,1-Trichloroethane	ND	ug/kg	7.9	4.1	1	06/26/21 13:54	06/27/21 13:05	71-55-6	
1,1,2-Trichloroethane	ND	ug/kg	7.9	2.6	1	06/26/21 13:54	06/27/21 13:05	79-00-5	
Trichloroethene	ND	ug/kg	7.9	2.0	1	06/26/21 13:54	06/27/21 13:05	79-01-6	
Trichlorofluoromethane	ND	ug/kg	7.9	4.3	1	06/26/21 13:54	06/27/21 13:05	75-69-4	
1,2,3-Trichloropropane	ND	ug/kg	7.9	4.0	1	06/26/21 13:54	06/27/21 13:05	96-18-4	
1,2,4-Trimethylbenzene	ND	ug/kg	7.9	2.2	1	06/26/21 13:54	06/27/21 13:05	95-63-6	
1,3,5-Trimethylbenzene	ND	ug/kg	7.9	2.6	1	06/26/21 13:54	06/27/21 13:05	108-67-8	
Vinyl acetate	ND	ug/kg	78.8	5.7	1	06/26/21 13:54	06/27/21 13:05	108-05-4	
Vinyl chloride	ND	ug/kg	15.8	4.0	1	06/26/21 13:54	06/27/21 13:05	75-01-4	
Xylene (Total)	ND	ug/kg	15.8	4.5	1	06/26/21 13:54	06/27/21 13:05	1330-20-7	
m&p-Xylene	ND	ug/kg	15.8	5.4	1	06/26/21 13:54	06/27/21 13:05	179601-23-1	
o-Xylene	ND	ug/kg	7.9	3.5	1	06/26/21 13:54	06/27/21 13:05	95-47-6	
Surrogates									
Toluene-d8 (S)	103	%	70-130		1	06/26/21 13:54	06/27/21 13:05	2037-26-5	
4-Bromofluorobenzene (S)	99	%	69-134		1	06/26/21 13:54	06/27/21 13:05	460-00-4	
1,2-Dichloroethane-d4 (S)	114	%	70-130		1	06/26/21 13:54	06/27/21 13:05	17060-07-0	
Percent Moisture	Analytical Method: SW-846 Pace Analytical Services - Charlotte								
Percent Moisture	**25.2**	%	0.10	0.10	1		06/25/21 17:17		N2

REPORT OF LABORATORY ANALYSIS

This report shall not be reproduced, except in full,
without the written consent of Pace Analytical Services, LLC.

Pace Analytical Services, LLC
9800 Kincey Ave. Suite 100
Huntersville, NC 28078
(704)875-9092

ANALYTICAL RESULTS

Project: CPC 210218/2020-L1-2448
Pace Project No.: 92546505

Sample: BC-4 18-20 **Lab ID: 92546505008** Collected: 06/24/21 16:40 Received: 06/25/21 13:40 Matrix: Solid

Results reported on a "dry weight" basis and are adjusted for percent moisture, sample size and any dilutions.

Parameters	Results	Units	Report Limit	MDL	DF	Prepared	Analyzed	CAS No.	Qual
VPH NC Soil	Analytical Method: MADEP VPH Preparation Method: MADEP VPH Pace Analytical Services - Charlotte								
Total VPH (C5-C12)	ND	mg/kg	3.8	3.8	1	06/28/21 06:34	06/28/21 23:36		N2
Aliphatic (C05-C08)	ND	mg/kg	3.8	3.8	1	06/28/21 06:34	06/28/21 23:36		N2
Aliphatic(C09-C12) Adjusted	ND	mg/kg	3.8	3.8	1	06/28/21 06:34	06/28/21 23:36		N2
Aromatic (C09-C10)	ND	mg/kg	3.8	3.8	1	06/28/21 06:34	06/28/21 23:36		N2
Surrogates									
4-Bromofluorobenzene (FID) (S)	102	%	70-130		1	06/28/21 06:34	06/28/21 23:36	460-00-4	
4-Bromofluorobenzene (PID) (S)	101	%	70-130		1	06/28/21 06:34	06/28/21 23:36	460-00-4	
8260D/5035A/5030B Volatiles	Analytical Method: EPA 8260D Preparation Method: EPA 5035A/5030B Pace Analytical Services - Charlotte								
Acetone	ND	ug/kg	151	48.3	1	06/26/21 13:54	06/27/21 13:24	67-64-1	
Benzene	ND	ug/kg	7.5	3.0	1	06/26/21 13:54	06/27/21 13:24	71-43-2	
Bromobenzene	ND	ug/kg	7.5	2.5	1	06/26/21 13:54	06/27/21 13:24	108-86-1	
Bromochloromethane	ND	ug/kg	7.5	2.2	1	06/26/21 13:54	06/27/21 13:24	74-97-5	
Bromodichloromethane	ND	ug/kg	7.5	2.9	1	06/26/21 13:54	06/27/21 13:24	75-27-4	
Bromoform	ND	ug/kg	7.5	2.6	1	06/26/21 13:54	06/27/21 13:24	75-25-2	
Bromomethane	ND	ug/kg	15.1	11.9	1	06/26/21 13:54	06/27/21 13:24	74-83-9	IK
2-Butanone (MEK)	ND	ug/kg	151	36.1	1	06/26/21 13:54	06/27/21 13:24	78-93-3	
n-Butylbenzene	ND	ug/kg	7.5	3.6	1	06/26/21 13:54	06/27/21 13:24	104-51-8	
sec-Butylbenzene	ND	ug/kg	7.5	3.3	1	06/26/21 13:54	06/27/21 13:24	135-98-8	
tert-Butylbenzene	ND	ug/kg	7.5	2.7	1	06/26/21 13:54	06/27/21 13:24	98-06-6	
Carbon tetrachloride	ND	ug/kg	7.5	2.8	1	06/26/21 13:54	06/27/21 13:24	56-23-5	
Chlorobenzene	ND	ug/kg	7.5	1.4	1	06/26/21 13:54	06/27/21 13:24	108-90-7	
Chloroethane	ND	ug/kg	15.1	5.8	1	06/26/21 13:54	06/27/21 13:24	75-00-3	
Chloroform	ND	ug/kg	7.5	4.6	1	06/26/21 13:54	06/27/21 13:24	67-66-3	
Chloromethane	ND	ug/kg	15.1	6.3	1	06/26/21 13:54	06/27/21 13:24	74-87-3	
2-Chlorotoluene	ND	ug/kg	7.5	2.7	1	06/26/21 13:54	06/27/21 13:24	95-49-8	
4-Chlorotoluene	ND	ug/kg	7.5	1.3	1	06/26/21 13:54	06/27/21 13:24	106-43-4	
1,2-Dibromo-3-chloropropane	ND	ug/kg	7.5	2.9	1	06/26/21 13:54	06/27/21 13:24	96-12-8	
Dibromochloromethane	ND	ug/kg	7.5	4.2	1	06/26/21 13:54	06/27/21 13:24	124-48-1	
1,2-Dibromoethane (EDB)	ND	ug/kg	7.5	3.3	1	06/26/21 13:54	06/27/21 13:24	106-93-4	
Dibromomethane	ND	ug/kg	7.5	1.6	1	06/26/21 13:54	06/27/21 13:24	74-95-3	
1,2-Dichlorobenzene	ND	ug/kg	7.5	2.7	1	06/26/21 13:54	06/27/21 13:24	95-50-1	
1,3-Dichlorobenzene	ND	ug/kg	7.5	2.3	1	06/26/21 13:54	06/27/21 13:24	541-73-1	
1,4-Dichlorobenzene	ND	ug/kg	7.5	2.0	1	06/26/21 13:54	06/27/21 13:24	106-46-7	
Dichlorodifluoromethane	ND	ug/kg	15.1	3.3	1	06/26/21 13:54	06/27/21 13:24	75-71-8	v2
1,1-Dichloroethane	ND	ug/kg	7.5	3.1	1	06/26/21 13:54	06/27/21 13:24	75-34-3	
1,2-Dichloroethane	ND	ug/kg	7.5	5.0	1	06/26/21 13:54	06/27/21 13:24	107-06-2	
1,1-Dichloroethene	ND	ug/kg	7.5	3.1	1	06/26/21 13:54	06/27/21 13:24	75-35-4	
cis-1,2-Dichloroethene	ND	ug/kg	7.5	2.6	1	06/26/21 13:54	06/27/21 13:24	156-59-2	
trans-1,2-Dichloroethene	ND	ug/kg	7.5	2.6	1	06/26/21 13:54	06/27/21 13:24	156-60-5	
1,2-Dichloropropane	ND	ug/kg	7.5	2.3	1	06/26/21 13:54	06/27/21 13:24	78-87-5	
1,3-Dichloropropane	ND	ug/kg	7.5	2.3	1	06/26/21 13:54	06/27/21 13:24	142-28-9	
2,2-Dichloropropane	ND	ug/kg	7.5	2.5	1	06/26/21 13:54	06/27/21 13:24	594-20-7	v2

REPORT OF LABORATORY ANALYSIS

This report shall not be reproduced, except in full,
without the written consent of Pace Analytical Services, LLC.

Pace Analytical Services, LLC
9800 Kincey Ave. Suite 100
Huntersville, NC 28078
(704)875-9092

ANALYTICAL RESULTS

Project: CPC 210218/2020-L1-2448
Pace Project No.: 92546505

Sample: BC-4 18-20 **Lab ID: 92546505008** Collected: 06/24/21 16:40 Received: 06/25/21 13:40 Matrix: Solid

Results reported on a "dry weight" basis and are adjusted for percent moisture, sample size and any dilutions.

Parameters	Results	Units	Report Limit	MDL	DF	Prepared	Analyzed	CAS No.	Qual
8260D/5035A/5030B Volatiles	Analytical Method: EPA 8260D Preparation Method: EPA 5035A/5030B Pace Analytical Services - Charlotte								
1,1-Dichloropropene	ND	ug/kg	7.5	3.6	1	06/26/21 13:54	06/27/21 13:24	563-58-6	
cis-1,3-Dichloropropene	ND	ug/kg	7.5	2.0	1	06/26/21 13:54	06/27/21 13:24	10061-01-5	
trans-1,3-Dichloropropene	ND	ug/kg	7.5	2.6	1	06/26/21 13:54	06/27/21 13:24	10061-02-6	
Diisopropyl ether	ND	ug/kg	7.5	2.0	1	06/26/21 13:54	06/27/21 13:24	108-20-3	
Ethylbenzene	ND	ug/kg	7.5	3.5	1	06/26/21 13:54	06/27/21 13:24	100-41-4	
Hexachloro-1,3-butadiene	ND	ug/kg	15.1	12.3	1	06/26/21 13:54	06/27/21 13:24	87-68-3	
2-Hexanone	ND	ug/kg	75.3	7.3	1	06/26/21 13:54	06/27/21 13:24	591-78-6	
Isopropylbenzene (Cumene)	ND	ug/kg	7.5	2.6	1	06/26/21 13:54	06/27/21 13:24	98-82-8	
p-Isopropyltoluene	ND	ug/kg	7.5	3.7	1	06/26/21 13:54	06/27/21 13:24	99-87-6	
Methylene Chloride	ND	ug/kg	30.1	20.6	1	06/26/21 13:54	06/27/21 13:24	75-09-2	
4-Methyl-2-pentanone (MIBK)	ND	ug/kg	75.3	7.3	1	06/26/21 13:54	06/27/21 13:24	108-10-1	
Methyl-tert-butyl ether	ND	ug/kg	7.5	2.8	1	06/26/21 13:54	06/27/21 13:24	1634-04-4	
Naphthalene	ND	ug/kg	7.5	4.0	1	06/26/21 13:54	06/27/21 13:24	91-20-3	
n-Propylbenzene	ND	ug/kg	7.5	2.7	1	06/26/21 13:54	06/27/21 13:24	103-65-1	
Styrene	ND	ug/kg	7.5	2.0	1	06/26/21 13:54	06/27/21 13:24	100-42-5	
1,1,1,2-Tetrachloroethane	ND	ug/kg	7.5	2.9	1	06/26/21 13:54	06/27/21 13:24	630-20-6	
1,1,2,2-Tetrachloroethane	ND	ug/kg	7.5	2.0	1	06/26/21 13:54	06/27/21 13:24	79-34-5	
Tetrachloroethene	ND	ug/kg	7.5	2.4	1	06/26/21 13:54	06/27/21 13:24	127-18-4	
Toluene	**15.8**	ug/kg	7.5	2.1	1	06/26/21 13:54	06/27/21 13:24	108-88-3	C7
1,2,3-Trichlorobenzene	ND	ug/kg	7.5	6.1	1	06/26/21 13:54	06/27/21 13:24	87-61-6	
1,2,4-Trichlorobenzene	ND	ug/kg	7.5	6.3	1	06/26/21 13:54	06/27/21 13:24	120-82-1	
1,1,1-Trichloroethane	ND	ug/kg	7.5	3.9	1	06/26/21 13:54	06/27/21 13:24	71-55-6	
1,1,2-Trichloroethane	ND	ug/kg	7.5	2.5	1	06/26/21 13:54	06/27/21 13:24	79-00-5	
Trichloroethene	ND	ug/kg	7.5	1.9	1	06/26/21 13:54	06/27/21 13:24	79-01-6	
Trichlorofluoromethane	ND	ug/kg	7.5	4.1	1	06/26/21 13:54	06/27/21 13:24	75-69-4	
1,2,3-Trichloropropane	ND	ug/kg	7.5	3.8	1	06/26/21 13:54	06/27/21 13:24	96-18-4	
1,2,4-Trimethylbenzene	ND	ug/kg	7.5	2.1	1	06/26/21 13:54	06/27/21 13:24	95-63-6	
1,3,5-Trimethylbenzene	ND	ug/kg	7.5	2.5	1	06/26/21 13:54	06/27/21 13:24	108-67-8	
Vinyl acetate	ND	ug/kg	75.3	5.5	1	06/26/21 13:54	06/27/21 13:24	108-05-4	
Vinyl chloride	ND	ug/kg	15.1	3.8	1	06/26/21 13:54	06/27/21 13:24	75-01-4	
Xylene (Total)	ND	ug/kg	15.1	4.3	1	06/26/21 13:54	06/27/21 13:24	1330-20-7	
m&p-Xylene	ND	ug/kg	15.1	5.1	1	06/26/21 13:54	06/27/21 13:24	179601-23-1	
o-Xylene	ND	ug/kg	7.5	3.3	1	06/26/21 13:54	06/27/21 13:24	95-47-6	
Surrogates									
Toluene-d8 (S)	102	%	70-130		1	06/26/21 13:54	06/27/21 13:24	2037-26-5	
4-Bromofluorobenzene (S)	101	%	69-134		1	06/26/21 13:54	06/27/21 13:24	460-00-4	
1,2-Dichloroethane-d4 (S)	111	%	70-130		1	06/26/21 13:54	06/27/21 13:24	17060-07-0	
Percent Moisture	Analytical Method: SW-846 Pace Analytical Services - Charlotte								
Percent Moisture	**18.9**	%	0.10	0.10	1		06/25/21 17:17		N2

REPORT OF LABORATORY ANALYSIS

This report shall not be reproduced, except in full,
without the written consent of Pace Analytical Services, LLC.

Pace Analytical Services, LLC
9800 Kincey Ave. Suite 100
Huntersville, NC 28078
(704)875-9092

ANALYTICAL RESULTS

Project: CPC 210218/2020-L1-2448
Pace Project No.: 92546505

Sample: BC-7 20-22 **Lab ID: 92546505009** Collected: 06/24/21 09:25 Received: 06/25/21 13:40 Matrix: Solid

Results reported on a "dry weight" basis and are adjusted for percent moisture, sample size and any dilutions.

Parameters	Results	Units	Report Limit	MDL	DF	Prepared	Analyzed	CAS No.	Qual
VPH NC Soil	Analytical Method: MADEP VPH Preparation Method: MADEP VPH Pace Analytical Services - Charlotte								
Total VPH (C5-C12)	ND	mg/kg	3.5	3.5	1	06/28/21 06:34	06/29/21 00:05		N2
Aliphatic (C05-C08)	ND	mg/kg	3.5	3.5	1	06/28/21 06:34	06/29/21 00:05		N2
Aliphatic(C09-C12) Adjusted	ND	mg/kg	3.5	3.5	1	06/28/21 06:34	06/29/21 00:05		N2
Aromatic (C09-C10)	ND	mg/kg	3.5	3.5	1	06/28/21 06:34	06/29/21 00:05		N2
Surrogates									
4-Bromofluorobenzene (FID) (S)	101	%	70-130		1	06/28/21 06:34	06/29/21 00:05	460-00-4	
4-Bromofluorobenzene (PID) (S)	100	%	70-130		1	06/28/21 06:34	06/29/21 00:05	460-00-4	
8260D/5035A/5030B Volatiles	Analytical Method: EPA 8260D Preparation Method: EPA 5035A/5030B Pace Analytical Services - Charlotte								
Acetone	**324**	ug/kg	141	45.2	1	06/26/21 13:54	06/27/21 13:42	67-64-1	
Benzene	**6.1J**	ug/kg	7.0	2.8	1	06/26/21 13:54	06/27/21 13:42	71-43-2	
Bromobenzene	ND	ug/kg	7.0	2.3	1	06/26/21 13:54	06/27/21 13:42	108-86-1	
Bromochloromethane	ND	ug/kg	7.0	2.1	1	06/26/21 13:54	06/27/21 13:42	74-97-5	
Bromodichloromethane	ND	ug/kg	7.0	2.7	1	06/26/21 13:54	06/27/21 13:42	75-27-4	
Bromoform	ND	ug/kg	7.0	2.5	1	06/26/21 13:54	06/27/21 13:42	75-25-2	
Bromomethane	ND	ug/kg	14.1	11.1	1	06/26/21 13:54	06/27/21 13:42	74-83-9	IK
2-Butanone (MEK)	**177**	ug/kg	141	33.8	1	06/26/21 13:54	06/27/21 13:42	78-93-3	
n-Butylbenzene	ND	ug/kg	7.0	3.3	1	06/26/21 13:54	06/27/21 13:42	104-51-8	
sec-Butylbenzene	ND	ug/kg	7.0	3.1	1	06/26/21 13:54	06/27/21 13:42	135-98-8	
tert-Butylbenzene	ND	ug/kg	7.0	2.5	1	06/26/21 13:54	06/27/21 13:42	98-06-6	
Carbon tetrachloride	ND	ug/kg	7.0	2.6	1	06/26/21 13:54	06/27/21 13:42	56-23-5	
Chlorobenzene	ND	ug/kg	7.0	1.4	1	06/26/21 13:54	06/27/21 13:42	108-90-7	
Chloroethane	ND	ug/kg	14.1	5.4	1	06/26/21 13:54	06/27/21 13:42	75-00-3	
Chloroform	ND	ug/kg	7.0	4.3	1	06/26/21 13:54	06/27/21 13:42	67-66-3	
Chloromethane	ND	ug/kg	14.1	5.9	1	06/26/21 13:54	06/27/21 13:42	74-87-3	
2-Chlorotoluene	ND	ug/kg	7.0	2.5	1	06/26/21 13:54	06/27/21 13:42	95-49-8	
4-Chlorotoluene	ND	ug/kg	7.0	1.2	1	06/26/21 13:54	06/27/21 13:42	106-43-4	
1,2-Dibromo-3-chloropropane	ND	ug/kg	7.0	2.7	1	06/26/21 13:54	06/27/21 13:42	96-12-8	
Dibromochloromethane	ND	ug/kg	7.0	4.0	1	06/26/21 13:54	06/27/21 13:42	124-48-1	
1,2-Dibromoethane (EDB)	ND	ug/kg	7.0	3.1	1	06/26/21 13:54	06/27/21 13:42	106-93-4	
Dibromomethane	ND	ug/kg	7.0	1.5	1	06/26/21 13:54	06/27/21 13:42	74-95-3	
1,2-Dichlorobenzene	ND	ug/kg	7.0	2.5	1	06/26/21 13:54	06/27/21 13:42	95-50-1	
1,3-Dichlorobenzene	ND	ug/kg	7.0	2.2	1	06/26/21 13:54	06/27/21 13:42	541-73-1	
1,4-Dichlorobenzene	ND	ug/kg	7.0	1.8	1	06/26/21 13:54	06/27/21 13:42	106-46-7	
Dichlorodifluoromethane	ND	ug/kg	14.1	3.1	1	06/26/21 13:54	06/27/21 13:42	75-71-8	v2
1,1-Dichloroethane	ND	ug/kg	7.0	2.9	1	06/26/21 13:54	06/27/21 13:42	75-34-3	
1,2-Dichloroethane	ND	ug/kg	7.0	4.7	1	06/26/21 13:54	06/27/21 13:42	107-06-2	
1,1-Dichloroethene	ND	ug/kg	7.0	2.9	1	06/26/21 13:54	06/27/21 13:42	75-35-4	
cis-1,2-Dichloroethene	ND	ug/kg	7.0	2.4	1	06/26/21 13:54	06/27/21 13:42	156-59-2	
trans-1,2-Dichloroethene	ND	ug/kg	7.0	2.5	1	06/26/21 13:54	06/27/21 13:42	156-60-5	
1,2-Dichloropropane	ND	ug/kg	7.0	2.1	1	06/26/21 13:54	06/27/21 13:42	78-87-5	
1,3-Dichloropropane	ND	ug/kg	7.0	2.2	1	06/26/21 13:54	06/27/21 13:42	142-28-9	
2,2-Dichloropropane	ND	ug/kg	7.0	2.3	1	06/26/21 13:54	06/27/21 13:42	594-20-7	v2

REPORT OF LABORATORY ANALYSIS

This report shall not be reproduced, except in full,
without the written consent of Pace Analytical Services, LLC.

Pace Analytical Services, LLC
9800 Kincey Ave. Suite 100
Huntersville, NC 28078
(704)875-9092

ANALYTICAL RESULTS

Project: CPC 210218/2020-L1-2448
Pace Project No.: 92546505

Sample: BC-7 20-22 **Lab ID: 92546505009** Collected: 06/24/21 09:25 Received: 06/25/21 13:40 Matrix: Solid

Results reported on a "dry weight" basis and are adjusted for percent moisture, sample size and any dilutions.

Parameters	Results	Units	Report Limit	MDL	DF	Prepared	Analyzed	CAS No.	Qual
8260D/5035A/5030B Volatiles	Analytical Method: EPA 8260D Preparation Method: EPA 5035A/5030B Pace Analytical Services - Charlotte								
1,1-Dichloropropene	ND	ug/kg	7.0	3.4	1	06/26/21 13:54	06/27/21 13:42	563-58-6	
cis-1,3-Dichloropropene	ND	ug/kg	7.0	1.9	1	06/26/21 13:54	06/27/21 13:42	10061-01-5	
trans-1,3-Dichloropropene	ND	ug/kg	7.0	2.4	1	06/26/21 13:54	06/27/21 13:42	10061-02-6	
Diisopropyl ether	ND	ug/kg	7.0	1.9	1	06/26/21 13:54	06/27/21 13:42	108-20-3	
Ethylbenzene	**14.8**	ug/kg	7.0	3.3	1	06/26/21 13:54	06/27/21 13:42	100-41-4	
Hexachloro-1,3-butadiene	ND	ug/kg	14.1	11.5	1	06/26/21 13:54	06/27/21 13:42	87-68-3	
2-Hexanone	ND	ug/kg	70.5	6.8	1	06/26/21 13:54	06/27/21 13:42	591-78-6	
Isopropylbenzene (Cumene)	ND	ug/kg	7.0	2.4	1	06/26/21 13:54	06/27/21 13:42	98-82-8	
p-Isopropyltoluene	ND	ug/kg	7.0	3.5	1	06/26/21 13:54	06/27/21 13:42	99-87-6	
Methylene Chloride	ND	ug/kg	28.2	19.3	1	06/26/21 13:54	06/27/21 13:42	75-09-2	
4-Methyl-2-pentanone (MIBK)	ND	ug/kg	70.5	6.8	1	06/26/21 13:54	06/27/21 13:42	108-10-1	
Methyl-tert-butyl ether	ND	ug/kg	7.0	2.6	1	06/26/21 13:54	06/27/21 13:42	1634-04-4	
Naphthalene	**288**	ug/kg	7.0	3.7	1	06/26/21 13:54	06/27/21 13:42	91-20-3	
n-Propylbenzene	ND	ug/kg	7.0	2.5	1	06/26/21 13:54	06/27/21 13:42	103-65-1	
Styrene	ND	ug/kg	7.0	1.9	1	06/26/21 13:54	06/27/21 13:42	100-42-5	
1,1,1,2-Tetrachloroethane	ND	ug/kg	7.0	2.7	1	06/26/21 13:54	06/27/21 13:42	630-20-6	
1,1,2,2-Tetrachloroethane	ND	ug/kg	7.0	1.9	1	06/26/21 13:54	06/27/21 13:42	79-34-5	
Tetrachloroethene	ND	ug/kg	7.0	2.2	1	06/26/21 13:54	06/27/21 13:42	127-18-4	
Toluene	**84.7**	ug/kg	7.0	2.0	1	06/26/21 13:54	06/27/21 13:42	108-88-3	
1,2,3-Trichlorobenzene	ND	ug/kg	7.0	5.7	1	06/26/21 13:54	06/27/21 13:42	87-61-6	
1,2,4-Trichlorobenzene	ND	ug/kg	7.0	5.9	1	06/26/21 13:54	06/27/21 13:42	120-82-1	
1,1,1-Trichloroethane	ND	ug/kg	7.0	3.7	1	06/26/21 13:54	06/27/21 13:42	71-55-6	
1,1,2-Trichloroethane	ND	ug/kg	7.0	2.3	1	06/26/21 13:54	06/27/21 13:42	79-00-5	
Trichloroethene	ND	ug/kg	7.0	1.8	1	06/26/21 13:54	06/27/21 13:42	79-01-6	
Trichlorofluoromethane	ND	ug/kg	7.0	3.9	1	06/26/21 13:54	06/27/21 13:42	75-69-4	
1,2,3-Trichloropropane	ND	ug/kg	7.0	3.6	1	06/26/21 13:54	06/27/21 13:42	96-18-4	
1,2,4-Trimethylbenzene	**88.7**	ug/kg	7.0	1.9	1	06/26/21 13:54	06/27/21 13:42	95-63-6	
1,3,5-Trimethylbenzene	**21.7**	ug/kg	7.0	2.4	1	06/26/21 13:54	06/27/21 13:42	108-67-8	
Vinyl acetate	ND	ug/kg	70.5	5.1	1	06/26/21 13:54	06/27/21 13:42	108-05-4	
Vinyl chloride	ND	ug/kg	14.1	3.6	1	06/26/21 13:54	06/27/21 13:42	75-01-4	
Xylene (Total)	**105**	ug/kg	14.1	4.0	1	06/26/21 13:54	06/27/21 13:42	1330-20-7	
m&p-Xylene	**75.7**	ug/kg	14.1	4.8	1	06/26/21 13:54	06/27/21 13:42	179601-23-1	
o-Xylene	**28.9**	ug/kg	7.0	3.1	1	06/26/21 13:54	06/27/21 13:42	95-47-6	
Surrogates									
Toluene-d8 (S)	103	%	70-130		1	06/26/21 13:54	06/27/21 13:42	2037-26-5	
4-Bromofluorobenzene (S)	100	%	69-134		1	06/26/21 13:54	06/27/21 13:42	460-00-4	
1,2-Dichloroethane-d4 (S)	110	%	70-130		1	06/26/21 13:54	06/27/21 13:42	17060-07-0	
Percent Moisture	Analytical Method: SW-846 Pace Analytical Services - Charlotte								
Percent Moisture	**12.9**	%	0.10	0.10	1		06/25/21 17:17		N2

REPORT OF LABORATORY ANALYSIS

This report shall not be reproduced, except in full,
without the written consent of Pace Analytical Services, LLC.

Pace Analytical Services, LLC
9800 Kincey Ave. Suite 100
Huntersville, NC 28078
(704)875-9092

ANALYTICAL RESULTS

Project: CPC 210218/2020-L1-2448
Pace Project No.: 92546505

Sample: BC-7 24-26 **Lab ID: 92546505010** Collected: 06/24/21 09:30 Received: 06/25/21 13:40 Matrix: Solid

Results reported on a "dry weight" basis and are adjusted for percent moisture, sample size and any dilutions.

Parameters	Results	Units	Report Limit	MDL	DF	Prepared	Analyzed	CAS No.	Qual
VPH NC Soil	Analytical Method: MADEP VPH Preparation Method: MADEP VPH Pace Analytical Services - Charlotte								
Total VPH (C5-C12)	**5540**	mg/kg	35.1	35.1	10	06/28/21 06:34	06/29/21 05:46		N2
Aliphatic (C05-C08)	**2830**	mg/kg	35.1	35.1	10	06/28/21 06:34	06/29/21 05:46		N2
Aliphatic(C09-C12) Adjusted	**1780**	mg/kg	35.1	35.1	10	06/28/21 06:34	06/29/21 05:46		N2
Aromatic (C09-C10)	**924**	mg/kg	35.1	35.1	10	06/28/21 06:34	06/29/21 05:46		N2
Surrogates									
4-Bromofluorobenzene (FID) (S)	147	%	70-130		10	06/28/21 06:34	06/29/21 05:46	460-00-4	S2
4-Bromofluorobenzene (PID) (S)	104	%	70-130		10	06/28/21 06:34	06/29/21 05:46	460-00-4	
8260D/5035A/5030B Volatiles	Analytical Method: EPA 8260D Preparation Method: EPA 5035A/5030B Pace Analytical Services - Charlotte								
Acetone	**5920J**	ug/kg	6920	2220	50	06/26/21 13:54	06/27/21 14:19	67-64-1	
Benzene	**6980**	ug/kg	346	138	50	06/26/21 13:54	06/27/21 14:19	71-43-2	
Bromobenzene	ND	ug/kg	346	113	50	06/26/21 13:54	06/27/21 14:19	108-86-1	
Bromochloromethane	ND	ug/kg	346	102	50	06/26/21 13:54	06/27/21 14:19	74-97-5	
Bromodichloromethane	ND	ug/kg	346	134	50	06/26/21 13:54	06/27/21 14:19	75-27-4	
Bromoform	ND	ug/kg	346	122	50	06/26/21 13:54	06/27/21 14:19	75-25-2	
Bromomethane	ND	ug/kg	692	546	50	06/26/21 13:54	06/27/21 14:19	74-83-9	IK
2-Butanone (MEK)	ND	ug/kg	6920	1660	50	06/26/21 13:54	06/27/21 14:19	78-93-3	
n-Butylbenzene	**12100**	ug/kg	346	163	50	06/26/21 13:54	06/27/21 14:19	104-51-8	
sec-Butylbenzene	ND	ug/kg	346	152	50	06/26/21 13:54	06/27/21 14:19	135-98-8	
tert-Butylbenzene	ND	ug/kg	346	123	50	06/26/21 13:54	06/27/21 14:19	98-06-6	
Carbon tetrachloride	ND	ug/kg	346	129	50	06/26/21 13:54	06/27/21 14:19	56-23-5	
Chlorobenzene	**237J**	ug/kg	346	66.4	50	06/26/21 13:54	06/27/21 14:19	108-90-7	
Chloroethane	ND	ug/kg	692	267	50	06/26/21 13:54	06/27/21 14:19	75-00-3	
Chloroform	ND	ug/kg	346	210	50	06/26/21 13:54	06/27/21 14:19	67-66-3	
Chloromethane	ND	ug/kg	692	291	50	06/26/21 13:54	06/27/21 14:19	74-87-3	
2-Chlorotoluene	ND	ug/kg	346	122	50	06/26/21 13:54	06/27/21 14:19	95-49-8	
4-Chlorotoluene	ND	ug/kg	346	61.2	50	06/26/21 13:54	06/27/21 14:19	106-43-4	
1,2-Dibromo-3-chloropropane	ND	ug/kg	346	134	50	06/26/21 13:54	06/27/21 14:19	96-12-8	
Dibromochloromethane	ND	ug/kg	346	194	50	06/26/21 13:54	06/27/21 14:19	124-48-1	
1,2-Dibromoethane (EDB)	ND	ug/kg	346	152	50	06/26/21 13:54	06/27/21 14:19	106-93-4	
Dibromomethane	ND	ug/kg	346	74.0	50	06/26/21 13:54	06/27/21 14:19	74-95-3	
1,2-Dichlorobenzene	ND	ug/kg	346	125	50	06/26/21 13:54	06/27/21 14:19	95-50-1	
1,3-Dichlorobenzene	ND	ug/kg	346	107	50	06/26/21 13:54	06/27/21 14:19	541-73-1	
1,4-Dichlorobenzene	ND	ug/kg	346	89.9	50	06/26/21 13:54	06/27/21 14:19	106-46-7	
Dichlorodifluoromethane	ND	ug/kg	692	150	50	06/26/21 13:54	06/27/21 14:19	75-71-8	v2
1,1-Dichloroethane	ND	ug/kg	346	143	50	06/26/21 13:54	06/27/21 14:19	75-34-3	
1,2-Dichloroethane	ND	ug/kg	346	229	50	06/26/21 13:54	06/27/21 14:19	107-06-2	
1,1-Dichloroethene	ND	ug/kg	346	143	50	06/26/21 13:54	06/27/21 14:19	75-35-4	
cis-1,2-Dichloroethene	ND	ug/kg	346	118	50	06/26/21 13:54	06/27/21 14:19	156-59-2	
trans-1,2-Dichloroethene	ND	ug/kg	346	121	50	06/26/21 13:54	06/27/21 14:19	156-60-5	
1,2-Dichloropropane	ND	ug/kg	346	104	50	06/26/21 13:54	06/27/21 14:19	78-87-5	
1,3-Dichloropropane	ND	ug/kg	346	108	50	06/26/21 13:54	06/27/21 14:19	142-28-9	
2,2-Dichloropropane	ND	ug/kg	346	113	50	06/26/21 13:54	06/27/21 14:19	594-20-7	v2

REPORT OF LABORATORY ANALYSIS

This report shall not be reproduced, except in full,
without the written consent of Pace Analytical Services, LLC.

Pace Analytical Services, LLC
9800 Kincey Ave. Suite 100
Huntersville, NC 28078
(704)875-9092

ANALYTICAL RESULTS

Project: CPC 210218/2020-L1-2448
Pace Project No.: 92546505

Sample: BC-7 24-26 **Lab ID: 92546505010** Collected: 06/24/21 09:30 Received: 06/25/21 13:40 Matrix: Solid

Results reported on a "dry weight" basis and are adjusted for percent moisture, sample size and any dilutions.

Parameters	Results	Units	Report Limit	MDL	DF	Prepared	Analyzed	CAS No.	Qual
8260D/5035A/5030B Volatiles	Analytical Method: EPA 8260D Preparation Method: EPA 5035A/5030B Pace Analytical Services - Charlotte								
1,1-Dichloropropene	ND	ug/kg	346	166	50	06/26/21 13:54	06/27/21 14:19	563-58-6	
cis-1,3-Dichloropropene	ND	ug/kg	346	94.1	50	06/26/21 13:54	06/27/21 14:19	10061-01-5	
trans-1,3-Dichloropropene	ND	ug/kg	346	119	50	06/26/21 13:54	06/27/21 14:19	10061-02-6	
Diisopropyl ether	ND	ug/kg	346	93.4	50	06/26/21 13:54	06/27/21 14:19	108-20-3	
Ethylbenzene	**92100**	ug/kg	346	161	50	06/26/21 13:54	06/27/21 14:19	100-41-4	
Hexachloro-1,3-butadiene	ND	ug/kg	692	566	50	06/26/21 13:54	06/27/21 14:19	87-68-3	
2-Hexanone	ND	ug/kg	3460	333	50	06/26/21 13:54	06/27/21 14:19	591-78-6	
Isopropylbenzene (Cumene)	ND	ug/kg	346	118	50	06/26/21 13:54	06/27/21 14:19	98-82-8	
p-Isopropyltoluene	**10300**	ug/kg	346	170	50	06/26/21 13:54	06/27/21 14:19	99-87-6	
Methylene Chloride	ND	ug/kg	1380	948	50	06/26/21 13:54	06/27/21 14:19	75-09-2	
4-Methyl-2-pentanone (MIBK)	ND	ug/kg	3460	333	50	06/26/21 13:54	06/27/21 14:19	108-10-1	
Methyl-tert-butyl ether	ND	ug/kg	346	129	50	06/26/21 13:54	06/27/21 14:19	1634-04-4	
Naphthalene	**25400**	ug/kg	346	182	50	06/26/21 13:54	06/27/21 14:19	91-20-3	
n-Propylbenzene	ND	ug/kg	346	123	50	06/26/21 13:54	06/27/21 14:19	103-65-1	
Styrene	ND	ug/kg	346	91.3	50	06/26/21 13:54	06/27/21 14:19	100-42-5	
1,1,1,2-Tetrachloroethane	ND	ug/kg	346	133	50	06/26/21 13:54	06/27/21 14:19	630-20-6	
1,1,2,2-Tetrachloroethane	ND	ug/kg	346	91.3	50	06/26/21 13:54	06/27/21 14:19	79-34-5	
Tetrachloroethene	ND	ug/kg	346	109	50	06/26/21 13:54	06/27/21 14:19	127-18-4	
Toluene	**189000**	ug/kg	346	98.2	50	06/26/21 13:54	06/27/21 14:19	108-88-3	
1,2,3-Trichlorobenzene	ND	ug/kg	346	279	50	06/26/21 13:54	06/27/21 14:19	87-61-6	
1,2,4-Trichlorobenzene	ND	ug/kg	346	291	50	06/26/21 13:54	06/27/21 14:19	120-82-1	
1,1,1-Trichloroethane	ND	ug/kg	346	180	50	06/26/21 13:54	06/27/21 14:19	71-55-6	
1,1,2-Trichloroethane	ND	ug/kg	346	115	50	06/26/21 13:54	06/27/21 14:19	79-00-5	
Trichloroethene	ND	ug/kg	346	89.2	50	06/26/21 13:54	06/27/21 14:19	79-01-6	
Trichlorofluoromethane	ND	ug/kg	346	190	50	06/26/21 13:54	06/27/21 14:19	75-69-4	
1,2,3-Trichloropropane	ND	ug/kg	346	175	50	06/26/21 13:54	06/27/21 14:19	96-18-4	
1,2,4-Trimethylbenzene	**237000**	ug/kg	346	94.8	50	06/26/21 13:54	06/27/21 14:19	95-63-6	
1,3,5-Trimethylbenzene	**69800**	ug/kg	346	116	50	06/26/21 13:54	06/27/21 14:19	108-67-8	
Vinyl acetate	ND	ug/kg	3460	252	50	06/26/21 13:54	06/27/21 14:19	108-05-4	
Vinyl chloride	ND	ug/kg	692	176	50	06/26/21 13:54	06/27/21 14:19	75-01-4	
Xylene (Total)	**489000**	ug/kg	692	197	50	06/26/21 13:54	06/27/21 14:19	1330-20-7	
m&p-Xylene	**347000**	ug/kg	692	237	50	06/26/21 13:54	06/27/21 14:19	179601-23-1	
o-Xylene	**142000**	ug/kg	346	153	50	06/26/21 13:54	06/27/21 14:19	95-47-6	
Surrogates									
Toluene-d8 (S)	101	%	70-130		50	06/26/21 13:54	06/27/21 14:19	2037-26-5	
4-Bromofluorobenzene (S)	100	%	69-134		50	06/26/21 13:54	06/27/21 14:19	460-00-4	
1,2-Dichloroethane-d4 (S)	115	%	70-130		50	06/26/21 13:54	06/27/21 14:19	17060-07-0	
Percent Moisture	Analytical Method: SW-846 Pace Analytical Services - Charlotte								
Percent Moisture	**13.1**	%	0.10	0.10	1		06/25/21 17:17		N2

REPORT OF LABORATORY ANALYSIS

This report shall not be reproduced, except in full,
without the written consent of Pace Analytical Services, LLC.

Pace Analytical Services, LLC
9800 Kincey Ave. Suite 100
Huntersville, NC 28078
(704)875-9092

ANALYTICAL RESULTS

Project: CPC 210218/2020-L1-2448
Pace Project No.: 92546505

Sample: BC-6 20-22 **Lab ID: 92546505011** Collected: 06/24/21 11:30 Received: 06/25/21 13:40 Matrix: Solid

Results reported on a "dry weight" basis and are adjusted for percent moisture, sample size and any dilutions.

Parameters	Results	Units	Report Limit	MDL	DF	Prepared	Analyzed	CAS No.	Qual
VPH NC Soil	Analytical Method: MADEP VPH Preparation Method: MADEP VPH Pace Analytical Services - Charlotte								
Total VPH (C5-C12)	**25.5**	mg/kg	3.7	3.7	1	06/28/21 06:34	06/29/21 00:33		N2
Aliphatic (C05-C08)	**12.2**	mg/kg	3.7	3.7	1	06/28/21 06:34	06/29/21 00:33		N2
Aliphatic(C09-C12) Adjusted	**9.4**	mg/kg	3.7	3.7	1	06/28/21 06:34	06/29/21 00:33		N2
Aromatic (C09-C10)	**3.9**	mg/kg	3.7	3.7	1	06/28/21 06:34	06/29/21 00:33		N2
Surrogates									
4-Bromofluorobenzene (FID) (S)	109	%	70-130		1	06/28/21 06:34	06/29/21 00:33	460-00-4	
4-Bromofluorobenzene (PID) (S)	105	%	70-130		1	06/28/21 06:34	06/29/21 00:33	460-00-4	
8260D/5035A/5030B Volatiles	Analytical Method: EPA 8260D Preparation Method: EPA 5035A/5030B Pace Analytical Services - Charlotte								
Acetone	**672**	ug/kg	145	46.7	1	06/26/21 13:54	06/27/21 14:01	67-64-1	
Benzene	**28.5**	ug/kg	7.3	2.9	1	06/26/21 13:54	06/27/21 14:01	71-43-2	
Bromobenzene	ND	ug/kg	7.3	2.4	1	06/26/21 13:54	06/27/21 14:01	108-86-1	
Bromochloromethane	ND	ug/kg	7.3	2.2	1	06/26/21 13:54	06/27/21 14:01	74-97-5	
Bromodichloromethane	ND	ug/kg	7.3	2.8	1	06/26/21 13:54	06/27/21 14:01	75-27-4	
Bromoform	ND	ug/kg	7.3	2.6	1	06/26/21 13:54	06/27/21 14:01	75-25-2	
Bromomethane	ND	ug/kg	14.5	11.5	1	06/26/21 13:54	06/27/21 14:01	74-83-9	IK
2-Butanone (MEK)	**353**	ug/kg	145	34.9	1	06/26/21 13:54	06/27/21 14:01	78-93-3	
n-Butylbenzene	ND	ug/kg	7.3	3.4	1	06/26/21 13:54	06/27/21 14:01	104-51-8	
sec-Butylbenzene	ND	ug/kg	7.3	3.2	1	06/26/21 13:54	06/27/21 14:01	135-98-8	
tert-Butylbenzene	ND	ug/kg	7.3	2.6	1	06/26/21 13:54	06/27/21 14:01	98-06-6	
Carbon tetrachloride	ND	ug/kg	7.3	2.7	1	06/26/21 13:54	06/27/21 14:01	56-23-5	
Chlorobenzene	ND	ug/kg	7.3	1.4	1	06/26/21 13:54	06/27/21 14:01	108-90-7	
Chloroethane	ND	ug/kg	14.5	5.6	1	06/26/21 13:54	06/27/21 14:01	75-00-3	
Chloroform	ND	ug/kg	7.3	4.4	1	06/26/21 13:54	06/27/21 14:01	67-66-3	
Chloromethane	ND	ug/kg	14.5	6.1	1	06/26/21 13:54	06/27/21 14:01	74-87-3	
2-Chlorotoluene	ND	ug/kg	7.3	2.6	1	06/26/21 13:54	06/27/21 14:01	95-49-8	
4-Chlorotoluene	ND	ug/kg	7.3	1.3	1	06/26/21 13:54	06/27/21 14:01	106-43-4	
1,2-Dibromo-3-chloropropane	ND	ug/kg	7.3	2.8	1	06/26/21 13:54	06/27/21 14:01	96-12-8	
Dibromochloromethane	ND	ug/kg	7.3	4.1	1	06/26/21 13:54	06/27/21 14:01	124-48-1	
1,2-Dibromoethane (EDB)	ND	ug/kg	7.3	3.2	1	06/26/21 13:54	06/27/21 14:01	106-93-4	
Dibromomethane	ND	ug/kg	7.3	1.6	1	06/26/21 13:54	06/27/21 14:01	74-95-3	
1,2-Dichlorobenzene	ND	ug/kg	7.3	2.6	1	06/26/21 13:54	06/27/21 14:01	95-50-1	
1,3-Dichlorobenzene	ND	ug/kg	7.3	2.3	1	06/26/21 13:54	06/27/21 14:01	541-73-1	
1,4-Dichlorobenzene	ND	ug/kg	7.3	1.9	1	06/26/21 13:54	06/27/21 14:01	106-46-7	
Dichlorodifluoromethane	ND	ug/kg	14.5	3.2	1	06/26/21 13:54	06/27/21 14:01	75-71-8	v2
1,1-Dichloroethane	ND	ug/kg	7.3	3.0	1	06/26/21 13:54	06/27/21 14:01	75-34-3	
1,2-Dichloroethane	ND	ug/kg	7.3	4.8	1	06/26/21 13:54	06/27/21 14:01	107-06-2	
1,1-Dichloroethene	ND	ug/kg	7.3	3.0	1	06/26/21 13:54	06/27/21 14:01	75-35-4	
cis-1,2-Dichloroethene	ND	ug/kg	7.3	2.5	1	06/26/21 13:54	06/27/21 14:01	156-59-2	
trans-1,2-Dichloroethene	ND	ug/kg	7.3	2.5	1	06/26/21 13:54	06/27/21 14:01	156-60-5	
1,2-Dichloropropane	ND	ug/kg	7.3	2.2	1	06/26/21 13:54	06/27/21 14:01	78-87-5	
1,3-Dichloropropane	ND	ug/kg	7.3	2.3	1	06/26/21 13:54	06/27/21 14:01	142-28-9	
2,2-Dichloropropane	ND	ug/kg	7.3	2.4	1	06/26/21 13:54	06/27/21 14:01	594-20-7	v2

REPORT OF LABORATORY ANALYSIS

This report shall not be reproduced, except in full,
without the written consent of Pace Analytical Services, LLC.

Pace Analytical Services, LLC
9800 Kincey Ave. Suite 100
Huntersville, NC 28078
(704)875-9092

ANALYTICAL RESULTS

Project: CPC 210218/2020-L1-2448
Pace Project No.: 92546505

Sample: BC-6 20-22 **Lab ID: 92546505011** Collected: 06/24/21 11:30 Received: 06/25/21 13:40 Matrix: Solid

Results reported on a "dry weight" basis and are adjusted for percent moisture, sample size and any dilutions.

Parameters	Results	Units	Report Limit	MDL	DF	Prepared	Analyzed	CAS No.	Qual
8260D/5035A/5030B Volatiles	Analytical Method: EPA 8260D Preparation Method: EPA 5035A/5030B Pace Analytical Services - Charlotte								
1,1-Dichloropropene	ND	ug/kg	7.3	3.5	1	06/26/21 13:54	06/27/21 14:01	563-58-6	
cis-1,3-Dichloropropene	ND	ug/kg	7.3	2.0	1	06/26/21 13:54	06/27/21 14:01	10061-01-5	
trans-1,3-Dichloropropene	ND	ug/kg	7.3	2.5	1	06/26/21 13:54	06/27/21 14:01	10061-02-6	
Diisopropyl ether	**7.3**	ug/kg	7.3	2.0	1	06/26/21 13:54	06/27/21 14:01	108-20-3	
Ethylbenzene	**79.0**	ug/kg	7.3	3.4	1	06/26/21 13:54	06/27/21 14:01	100-41-4	
Hexachloro-1,3-butadiene	ND	ug/kg	14.5	11.9	1	06/26/21 13:54	06/27/21 14:01	87-68-3	
2-Hexanone	ND	ug/kg	72.7	7.0	1	06/26/21 13:54	06/27/21 14:01	591-78-6	
Isopropylbenzene (Cumene)	ND	ug/kg	7.3	2.5	1	06/26/21 13:54	06/27/21 14:01	98-82-8	
p-Isopropyltoluene	**23.6**	ug/kg	7.3	3.6	1	06/26/21 13:54	06/27/21 14:01	99-87-6	
Methylene Chloride	ND	ug/kg	29.1	19.9	1	06/26/21 13:54	06/27/21 14:01	75-09-2	
4-Methyl-2-pentanone (MIBK)	ND	ug/kg	72.7	7.0	1	06/26/21 13:54	06/27/21 14:01	108-10-1	
Methyl-tert-butyl ether	ND	ug/kg	7.3	2.7	1	06/26/21 13:54	06/27/21 14:01	1634-04-4	
Naphthalene	**307**	ug/kg	7.3	3.8	1	06/26/21 13:54	06/27/21 14:01	91-20-3	
n-Propylbenzene	ND	ug/kg	7.3	2.6	1	06/26/21 13:54	06/27/21 14:01	103-65-1	
Styrene	ND	ug/kg	7.3	1.9	1	06/26/21 13:54	06/27/21 14:01	100-42-5	
1,1,1,2-Tetrachloroethane	ND	ug/kg	7.3	2.8	1	06/26/21 13:54	06/27/21 14:01	630-20-6	
1,1,2,2-Tetrachloroethane	ND	ug/kg	7.3	1.9	1	06/26/21 13:54	06/27/21 14:01	79-34-5	
Tetrachloroethene	ND	ug/kg	7.3	2.3	1	06/26/21 13:54	06/27/21 14:01	127-18-4	
Toluene	**271**	ug/kg	7.3	2.1	1	06/26/21 13:54	06/27/21 14:01	108-88-3	
1,2,3-Trichlorobenzene	ND	ug/kg	7.3	5.9	1	06/26/21 13:54	06/27/21 14:01	87-61-6	
1,2,4-Trichlorobenzene	ND	ug/kg	7.3	6.1	1	06/26/21 13:54	06/27/21 14:01	120-82-1	
1,1,1-Trichloroethane	ND	ug/kg	7.3	3.8	1	06/26/21 13:54	06/27/21 14:01	71-55-6	
1,1,2-Trichloroethane	ND	ug/kg	7.3	2.4	1	06/26/21 13:54	06/27/21 14:01	79-00-5	
Trichloroethene	ND	ug/kg	7.3	1.9	1	06/26/21 13:54	06/27/21 14:01	79-01-6	
Trichlorofluoromethane	ND	ug/kg	7.3	4.0	1	06/26/21 13:54	06/27/21 14:01	75-69-4	
1,2,3-Trichloropropane	ND	ug/kg	7.3	3.7	1	06/26/21 13:54	06/27/21 14:01	96-18-4	
1,2,4-Trimethylbenzene	**370**	ug/kg	7.3	2.0	1	06/26/21 13:54	06/27/21 14:01	95-63-6	
1,3,5-Trimethylbenzene	ND	ug/kg	7.3	2.4	1	06/26/21 13:54	06/27/21 14:01	108-67-8	
Vinyl acetate	ND	ug/kg	72.7	5.3	1	06/26/21 13:54	06/27/21 14:01	108-05-4	
Vinyl chloride	ND	ug/kg	14.5	3.7	1	06/26/21 13:54	06/27/21 14:01	75-01-4	
Xylene (Total)	**508**	ug/kg	14.5	4.1	1	06/26/21 13:54	06/27/21 14:01	1330-20-7	
m&p-Xylene	**320**	ug/kg	14.5	5.0	1	06/26/21 13:54	06/27/21 14:01	179601-23-1	
o-Xylene	**188**	ug/kg	7.3	3.2	1	06/26/21 13:54	06/27/21 14:01	95-47-6	
Surrogates									
Toluene-d8 (S)	103	%	70-130		1	06/26/21 13:54	06/27/21 14:01	2037-26-5	
4-Bromofluorobenzene (S)	99	%	69-134		1	06/26/21 13:54	06/27/21 14:01	460-00-4	
1,2-Dichloroethane-d4 (S)	110	%	70-130		1	06/26/21 13:54	06/27/21 14:01	17060-07-0	
Percent Moisture	Analytical Method: SW-846 Pace Analytical Services - Charlotte								
Percent Moisture	**18.4**	%	0.10	0.10	1		06/25/21 17:17		N2

REPORT OF LABORATORY ANALYSIS

This report shall not be reproduced, except in full,
without the written consent of Pace Analytical Services, LLC.

Pace Analytical Services, LLC
9800 Kincey Ave. Suite 100
Huntersville, NC 28078
(704)875-9092

QUALITY CONTROL DATA

Project: CPC 210218/2020-L1-2448
Pace Project No.: 92546505

QC Batch: 629893 — Analysis Method: MADEP VPH
QC Batch Method: MADEP VPH — Analysis Description: VPH NC Soil
Laboratory: Pace Analytical Services - Charlotte
Associated Lab Samples: 92546505001, 92546505002, 92546505003, 92546505004, 92546505005, 92546505006

METHOD BLANK: 3310089 — Matrix: Solid
Associated Lab Samples: 92546505001, 92546505002, 92546505003, 92546505004, 92546505005, 92546505006

Parameter	Units	Blank Result	Reporting Limit	MDL	Analyzed	Qualifiers
Aliphatic (C05-C08)	mg/kg	ND	2.5	2.5	06/27/21 17:40	N2
Aromatic (C09-C10)	mg/kg	ND	2.5	2.5	06/27/21 17:40	N2
4-Bromofluorobenzene (FID) (S)	%	104	70-130		06/27/21 17:40	
4-Bromofluorobenzene (PID) (S)	%	104	70-130		06/27/21 17:40	

LABORATORY CONTROL SAMPLE & LCSD: 3310090 3310091

Parameter	Units	Spike Conc.	LCS Result	LCSD Result	LCS % Rec	LCSD % Rec	% Rec Limits	RPD	Max RPD	Qualifiers
Aliphatic (C05-C08)	mg/kg	15	13.4	12.5	89	83	70-130	7	25	N2
Aromatic (C09-C10)	mg/kg	5	6.0	5.8	121	116	70-130	4	25	N2
4-Bromofluorobenzene (FID) (S)	%				107	100	70-130			
4-Bromofluorobenzene (PID) (S)	%				104	97	70-130			

Results presented on this page are in the units indicated by the "Units" column except where an alternate unit is presented to the right of the result.

REPORT OF LABORATORY ANALYSIS

This report shall not be reproduced, except in full,
without the written consent of Pace Analytical Services, LLC.

Pace Analytical Services, LLC
9800 Kincey Ave. Suite 100
Huntersville, NC 28078
(704)875-9092

QUALITY CONTROL DATA

Project: CPC 210218/2020-L1-2448
Pace Project No.: 92546505

QC Batch: 629922 | Analysis Method: MADEP VPH
QC Batch Method: MADEP VPH | Analysis Description: VPH NC Soil
Laboratory: Pace Analytical Services - Charlotte
Associated Lab Samples: 92546505007, 92546505008, 92546505009, 92546505010, 92546505011

METHOD BLANK: 3310145 Matrix: Solid
Associated Lab Samples: 92546505007, 92546505008, 92546505009, 92546505010, 92546505011

Parameter	Units	Blank Result	Reporting Limit	MDL	Analyzed	Qualifiers
Aliphatic (C05-C08)	mg/kg	ND	2.5	2.5	06/28/21 11:42	N2
Aromatic (C09-C10)	mg/kg	ND	2.5	2.5	06/28/21 11:42	N2
4-Bromofluorobenzene (FID) (S)	%	106	70-130		06/28/21 11:42	
4-Bromofluorobenzene (PID) (S)	%	105	70-130		06/28/21 11:42	

LABORATORY CONTROL SAMPLE & LCSD: 3310146 3310147

Parameter	Units	Spike Conc.	LCS Result	LCSD Result	LCS % Rec	LCSD % Rec	% Rec Limits	RPD	Max RPD	Qualifiers
Aliphatic (C05-C08)	mg/kg	15	11.9	13.8	79	92	70-130	15	25	N2
Aromatic (C09-C10)	mg/kg	5	4.7	5.3	95	106	70-130	12	25	N2
4-Bromofluorobenzene (FID) (S)	%				92	94	70-130			
4-Bromofluorobenzene (PID) (S)	%				91	92	70-130			

Results presented on this page are in the units indicated by the "Units" column except where an alternate unit is presented to the right of the result.

REPORT OF LABORATORY ANALYSIS

This report shall not be reproduced, except in full,
without the written consent of Pace Analytical Services, LLC.

Pace Analytical Services, LLC
9800 Kincey Ave. Suite 100
Huntersville, NC 28078
(704)875-9092

QUALITY CONTROL DATA

Project: CPC 210218/2020-L1-2448
Pace Project No.: 92546505

QC Batch: 629838 Analysis Method: EPA 8260D
QC Batch Method: EPA 5035A/5030B Analysis Description: 8260D 5035A 5030B
Laboratory: Pace Analytical Services - Charlotte
Associated Lab Samples: 92546505001, 92546505002, 92546505003, 92546505004, 92546505005, 92546505006, 92546505007, 92546505008, 92546505009, 92546505010, 92546505011

METHOD BLANK: 3309972 Matrix: Solid
Associated Lab Samples: 92546505001, 92546505002, 92546505003, 92546505004, 92546505005, 92546505006, 92546505007, 92546505008, 92546505009, 92546505010, 92546505011

Parameter	Units	Blank Result	Reporting Limit	MDL	Analyzed	Qualifiers
1,1,1,2-Tetrachloroethane	ug/kg	ND	5.0	1.9	06/27/21 05:04	
1,1,1-Trichloroethane	ug/kg	ND	5.0	2.6	06/27/21 05:04	
1,1,2,2-Tetrachloroethane	ug/kg	ND	5.0	1.3	06/27/21 05:04	
1,1,2-Trichloroethane	ug/kg	ND	5.0	1.7	06/27/21 05:04	
1,1-Dichloroethane	ug/kg	ND	5.0	2.1	06/27/21 05:04	
1,1-Dichloroethene	ug/kg	ND	5.0	2.1	06/27/21 05:04	
1,1-Dichloropropene	ug/kg	ND	5.0	2.4	06/27/21 05:04	
1,2,3-Trichlorobenzene	ug/kg	ND	5.0	4.0	06/27/21 05:04	
1,2,3-Trichloropropane	ug/kg	ND	5.0	2.5	06/27/21 05:04	
1,2,4-Trichlorobenzene	ug/kg	ND	5.0	4.2	06/27/21 05:04	
1,2,4-Trimethylbenzene	ug/kg	ND	5.0	1.4	06/27/21 05:04	
1,2-Dibromo-3-chloropropane	ug/kg	ND	5.0	1.9	06/27/21 05:04	
1,2-Dibromoethane (EDB)	ug/kg	ND	5.0	2.2	06/27/21 05:04	
1,2-Dichlorobenzene	ug/kg	ND	5.0	1.8	06/27/21 05:04	
1,2-Dichloroethane	ug/kg	ND	5.0	3.3	06/27/21 05:04	
1,2-Dichloropropane	ug/kg	ND	5.0	1.5	06/27/21 05:04	
1,3,5-Trimethylbenzene	ug/kg	ND	5.0	1.7	06/27/21 05:04	
1,3-Dichlorobenzene	ug/kg	ND	5.0	1.6	06/27/21 05:04	
1,3-Dichloropropane	ug/kg	ND	5.0	1.6	06/27/21 05:04	
1,4-Dichlorobenzene	ug/kg	ND	5.0	1.3	06/27/21 05:04	
2,2-Dichloropropane	ug/kg	ND	5.0	1.6	06/27/21 05:04	v2
2-Butanone (MEK)	ug/kg	ND	100	24.0	06/27/21 05:04	
2-Chlorotoluene	ug/kg	ND	5.0	1.8	06/27/21 05:04	
2-Hexanone	ug/kg	ND	50.0	4.8	06/27/21 05:04	
4-Chlorotoluene	ug/kg	ND	5.0	0.88	06/27/21 05:04	
4-Methyl-2-pentanone (MIBK)	ug/kg	ND	50.0	4.8	06/27/21 05:04	
Acetone	ug/kg	ND	100	32.1	06/27/21 05:04	
Benzene	ug/kg	ND	5.0	2.0	06/27/21 05:04	
Bromobenzene	ug/kg	ND	5.0	1.6	06/27/21 05:04	
Bromochloromethane	ug/kg	ND	5.0	1.5	06/27/21 05:04	
Bromodichloromethane	ug/kg	ND	5.0	1.9	06/27/21 05:04	
Bromoform	ug/kg	ND	5.0	1.8	06/27/21 05:04	
Bromomethane	ug/kg	ND	10.0	7.9	06/27/21 05:04	IK
Carbon tetrachloride	ug/kg	ND	5.0	1.9	06/27/21 05:04	
Chlorobenzene	ug/kg	ND	5.0	0.96	06/27/21 05:04	
Chloroethane	ug/kg	ND	10.0	3.9	06/27/21 05:04	
Chloroform	ug/kg	ND	5.0	3.0	06/27/21 05:04	
Chloromethane	ug/kg	ND	10.0	4.2	06/27/21 05:04	
cis-1,2-Dichloroethene	ug/kg	ND	5.0	1.7	06/27/21 05:04	

Results presented on this page are in the units indicated by the "Units" column except where an alternate unit is presented to the right of the result.

REPORT OF LABORATORY ANALYSIS

This report shall not be reproduced, except in full,
without the written consent of Pace Analytical Services, LLC.

Pace Analytical Services, LLC
9800 Kincey Ave. Suite 100
Huntersville, NC 28078
(704)875-9092

QUALITY CONTROL DATA

Project: CPC 210218/2020-L1-2448
Pace Project No.: 92546505

METHOD BLANK: 3309972 Matrix: Solid
Associated Lab Samples: 92546505001, 92546505002, 92546505003, 92546505004, 92546505005, 92546505006, 92546505007, 92546505008, 92546505009, 92546505010, 92546505011

Parameter	Units	Blank Result	Reporting Limit	MDL	Analyzed	Qualifiers
cis-1,3-Dichloropropene	ug/kg	ND	5.0	1.4	06/27/21 05:04	
Dibromochloromethane	ug/kg	ND	5.0	2.8	06/27/21 05:04	
Dibromomethane	ug/kg	ND	5.0	1.1	06/27/21 05:04	
Dichlorodifluoromethane	ug/kg	ND	10.0	2.2	06/27/21 05:04	v2
Diisopropyl ether	ug/kg	ND	5.0	1.4	06/27/21 05:04	
Ethylbenzene	ug/kg	ND	5.0	2.3	06/27/21 05:04	
Hexachloro-1,3-butadiene	ug/kg	ND	10.0	8.2	06/27/21 05:04	
Isopropylbenzene (Cumene)	ug/kg	ND	5.0	1.7	06/27/21 05:04	
m&p-Xylene	ug/kg	ND	10.0	3.4	06/27/21 05:04	
Methyl-tert-butyl ether	ug/kg	ND	5.0	1.9	06/27/21 05:04	
Methylene Chloride	ug/kg	ND	20.0	13.7	06/27/21 05:04	
n-Butylbenzene	ug/kg	ND	5.0	2.4	06/27/21 05:04	
n-Propylbenzene	ug/kg	ND	5.0	1.8	06/27/21 05:04	
Naphthalene	ug/kg	ND	5.0	2.6	06/27/21 05:04	
o-Xylene	ug/kg	ND	5.0	2.2	06/27/21 05:04	
p-Isopropyltoluene	ug/kg	ND	5.0	2.5	06/27/21 05:04	
sec-Butylbenzene	ug/kg	ND	5.0	2.2	06/27/21 05:04	
Styrene	ug/kg	ND	5.0	1.3	06/27/21 05:04	
tert-Butylbenzene	ug/kg	ND	5.0	1.8	06/27/21 05:04	
Tetrachloroethene	ug/kg	ND	5.0	1.6	06/27/21 05:04	
Toluene	ug/kg	ND	5.0	1.4	06/27/21 05:04	
trans-1,2-Dichloroethene	ug/kg	ND	5.0	1.8	06/27/21 05:04	
trans-1,3-Dichloropropene	ug/kg	ND	5.0	1.7	06/27/21 05:04	
Trichloroethene	ug/kg	ND	5.0	1.3	06/27/21 05:04	
Trichlorofluoromethane	ug/kg	ND	5.0	2.8	06/27/21 05:04	
Vinyl acetate	ug/kg	ND	50.0	3.6	06/27/21 05:04	
Vinyl chloride	ug/kg	ND	10.0	2.5	06/27/21 05:04	
Xylene (Total)	ug/kg	ND	10.0	2.8	06/27/21 05:04	
1,2-Dichloroethane-d4 (S)	%	113	70-130		06/27/21 05:04	
4-Bromofluorobenzene (S)	%	99	69-134		06/27/21 05:04	
Toluene-d8 (S)	%	100	70-130		06/27/21 05:04	

LABORATORY CONTROL SAMPLE: 3309973

Parameter	Units	Spike Conc.	LCS Result	LCS % Rec	% Rec Limits	Qualifiers
1,1,1,2-Tetrachloroethane	ug/kg	1250	1230	98	70-130	
1,1,1-Trichloroethane	ug/kg	1250	1050	84	70-130	
1,1,2,2-Tetrachloroethane	ug/kg	1250	1180	95	70-130	
1,1,2-Trichloroethane	ug/kg	1250	1070	86	70-130	
1,1-Dichloroethane	ug/kg	1250	1180	95	70-130	
1,1-Dichloroethene	ug/kg	1250	1220	98	70-130	
1,1-Dichloropropene	ug/kg	1250	1130	90	70-130	
1,2,3-Trichlorobenzene	ug/kg	1250	1190	95	65-130	

Results presented on this page are in the units indicated by the "Units" column except where an alternate unit is presented to the right of the result.

REPORT OF LABORATORY ANALYSIS

This report shall not be reproduced, except in full,
without the written consent of Pace Analytical Services, LLC.

Pace Analytical Services, LLC
9800 Kincey Ave. Suite 100
Huntersville, NC 28078
(704)875-9092

QUALITY CONTROL DATA

Project: CPC 210218/2020-L1-2448
Pace Project No.: 92546505

LABORATORY CONTROL SAMPLE: 3309973

Parameter	Units	Spike Conc.	LCS Result	LCS % Rec	% Rec Limits	Qualifiers
1,2,3-Trichloropropane	ug/kg	1250	1250	100	70-130	
1,2,4-Trichlorobenzene	ug/kg	1250	1160	93	68-130	
1,2,4-Trimethylbenzene	ug/kg	1250	1170	94	70-130	
1,2-Dibromo-3-chloropropane	ug/kg	1250	1160	92	70-130	
1,2-Dibromoethane (EDB)	ug/kg	1250	1240	99	70-130	
1,2-Dichlorobenzene	ug/kg	1250	1160	93	70-130	
1,2-Dichloroethane	ug/kg	1250	1130	90	63-130	
1,2-Dichloropropane	ug/kg	1250	1190	95	70-130	
1,3,5-Trimethylbenzene	ug/kg	1250	1170	93	70-130	
1,3-Dichlorobenzene	ug/kg	1250	1150	92	70-130	
1,3-Dichloropropane	ug/kg	1250	1270	101	70-130	
1,4-Dichlorobenzene	ug/kg	1250	1150	92	70-130	
2,2-Dichloropropane	ug/kg	1250	961	77	66-130	v3
2-Butanone (MEK)	ug/kg	2500	2330	93	70-130	
2-Chlorotoluene	ug/kg	1250	1230	98	70-130	
2-Hexanone	ug/kg	2500	2660	107	70-130	
4-Chlorotoluene	ug/kg	1250	1150	92	70-130	
4-Methyl-2-pentanone (MIBK)	ug/kg	2500	2480	99	70-130	
Acetone	ug/kg	2500	2380	95	69-130	
Benzene	ug/kg	1250	1140	91	70-130	
Bromobenzene	ug/kg	1250	1210	97	70-130	
Bromochloromethane	ug/kg	1250	1150	92	70-130	
Bromodichloromethane	ug/kg	1250	1040	83	69-130	
Bromoform	ug/kg	1250	1150	92	70-130	
Bromomethane	ug/kg	1250	1510	121	52-130	IK
Carbon tetrachloride	ug/kg	1250	1140	91	70-130	
Chlorobenzene	ug/kg	1250	1240	99	70-130	
Chloroethane	ug/kg	1250	1330	107	65-130	
Chloroform	ug/kg	1250	1230	98	70-130	
Chloromethane	ug/kg	1250	1070	86	55-130	
cis-1,2-Dichloroethene	ug/kg	1250	1160	93	70-130	
cis-1,3-Dichloropropene	ug/kg	1250	1130	90	70-130	
Dibromochloromethane	ug/kg	1250	1190	95	70-130	
Dibromomethane	ug/kg	1250	1120	90	70-130	
Dichlorodifluoromethane	ug/kg	1250	1030	83	45-156	v3
Diisopropyl ether	ug/kg	1250	1120	89	70-130	
Ethylbenzene	ug/kg	1250	1360	108	70-130	
Hexachloro-1,3-butadiene	ug/kg	1250	1220	97	66-130	
Isopropylbenzene (Cumene)	ug/kg	1250	1250	100	70-130	
m&p-Xylene	ug/kg	2500	2470	99	70-130	
Methyl-tert-butyl ether	ug/kg	1250	1090	87	70-130	
Methylene Chloride	ug/kg	1250	1270	102	65-130	
n-Butylbenzene	ug/kg	1250	1230	98	67-130	
n-Propylbenzene	ug/kg	1250	1240	99	70-130	
Naphthalene	ug/kg	1250	1150	92	70-130	
o-Xylene	ug/kg	1250	1240	99	70-130	
p-Isopropyltoluene	ug/kg	1250	1180	94	67-130	

Results presented on this page are in the units indicated by the "Units" column except where an alternate unit is presented to the right of the result.

REPORT OF LABORATORY ANALYSIS

This report shall not be reproduced, except in full,
without the written consent of Pace Analytical Services, LLC.

Pace Analytical Services, LLC
9800 Kincey Ave. Suite 100
Huntersville, NC 28078
(704)875-9092

QUALITY CONTROL DATA

Project: CPC 210218/2020-L1-2448
Pace Project No.: 92546505

LABORATORY CONTROL SAMPLE: 3309973

Parameter	Units	Spike Conc.	LCS Result	LCS % Rec	% Rec Limits	Qualifiers
sec-Butylbenzene	ug/kg	1250	1190	95	69-130	
Styrene	ug/kg	1250	1230	98	70-130	
tert-Butylbenzene	ug/kg	1250	1180	95	67-130	
Tetrachloroethene	ug/kg	1250	1160	93	70-130	
Toluene	ug/kg	1250	1110	89	70-130	
trans-1,2-Dichloroethene	ug/kg	1250	1180	94	70-130	
trans-1,3-Dichloropropene	ug/kg	1250	1140	92	68-130	
Trichloroethene	ug/kg	1250	1140	91	70-130	
Trichlorofluoromethane	ug/kg	1250	1160	92	70-130	
Vinyl acetate	ug/kg	2500	2550	102	70-130	
Vinyl chloride	ug/kg	1250	1180	94	61-130	
Xylene (Total)	ug/kg	3750	3710	99	70-130	
1,2-Dichloroethane-d4 (S)	%			100	70-130	
4-Bromofluorobenzene (S)	%			101	69-134	
Toluene-d8 (S)	%			102	70-130	

MATRIX SPIKE SAMPLE: 3309975

Parameter	Units	92546505002 Result	Spike Conc.	MS Result	MS % Rec	% Rec Limits	Qualifiers
1,1,1,2-Tetrachloroethane	ug/kg	ND	804	828	103	70-131	
1,1,1-Trichloroethane	ug/kg	ND	804	784	98	65-133	
1,1,2,2-Tetrachloroethane	ug/kg	ND	804	806	100	66-130	
1,1,2-Trichloroethane	ug/kg	ND	804	748	93	66-133	
1,1-Dichloroethane	ug/kg	ND	804	881	110	65-130	
1,1-Dichloroethene	ug/kg	ND	804	983	122	10-158	
1,1-Dichloropropene	ug/kg	ND	804	828	103	68-133	
1,2,3-Trichlorobenzene	ug/kg	ND	804	876	109	27-138	
1,2,3-Trichloropropane	ug/kg	ND	804	832	104	67-130	
1,2,4-Trichlorobenzene	ug/kg	ND	804	838	104	51-134	
1,2,4-Trimethylbenzene	ug/kg	11.3	804	859	106	63-136	
1,2-Dibromo-3-chloropropane	ug/kg	ND	804	740	92	32-130	
1,2-Dibromoethane (EDB)	ug/kg	ND	804	847	105	70-130	
1,2-Dichlorobenzene	ug/kg	ND	804	822	102	69-130	
1,2-Dichloroethane	ug/kg	ND	804	846	105	59-130	
1,2-Dichloropropane	ug/kg	ND	804	878	109	70-130	
1,3,5-Trimethylbenzene	ug/kg	ND	804	842	105	65-137	
1,3-Dichlorobenzene	ug/kg	ND	804	794	99	70-130	
1,3-Dichloropropane	ug/kg	ND	804	893	111	70-130	
1,4-Dichlorobenzene	ug/kg	ND	804	812	101	68-130	
2,2-Dichloropropane	ug/kg	ND	804	735	91	32-130	
2-Butanone (MEK)	ug/kg	ND	1610	1000	62	10-136	
2-Chlorotoluene	ug/kg	ND	804	857	107	69-141	
2-Hexanone	ug/kg	ND	1610	1640	102	10-144	
4-Chlorotoluene	ug/kg	ND	804	807	100	70-132	
4-Methyl-2-pentanone (MIBK)	ug/kg	ND	1610	1650	103	25-143	

Results presented on this page are in the units indicated by the "Units" column except where an alternate unit is presented to the right of the result.

REPORT OF LABORATORY ANALYSIS

This report shall not be reproduced, except in full,
without the written consent of Pace Analytical Services, LLC.

Pace Analytical Services, LLC
9800 Kincey Ave. Suite 100
Huntersville, NC 28078
(704)875-9092

QUALITY CONTROL DATA

Project: CPC 210218/2020-L1-2448
Pace Project No.: 92546505

MATRIX SPIKE SAMPLE: 3309975

Parameter	Units	92546505002 Result	Spike Conc.	MS Result	MS % Rec	% Rec Limits	Qualifiers
Acetone	ug/kg	ND	1610	986	61	10-130	
Benzene	ug/kg	68.8	804	918	106	67-130	
Bromobenzene	ug/kg	ND	804	860	107	70-130	
Bromochloromethane	ug/kg	ND	804	784	98	69-134	
Bromodichloromethane	ug/kg	ND	804	718	89	64-130	v3
Bromoform	ug/kg	ND	804	709	88	62-130	
Bromomethane	ug/kg	ND	804	482	60	20-176	IK
Carbon tetrachloride	ug/kg	ND	804	778	97	65-140	
Chlorobenzene	ug/kg	ND	804	863	107	70-130	
Chloroethane	ug/kg	ND	804	342	43	10-130	
Chloroform	ug/kg	ND	804	903	112	63-130	
Chloromethane	ug/kg	ND	804	902	112	58-130	
cis-1,2-Dichloroethene	ug/kg	ND	804	879	109	66-130	
cis-1,3-Dichloropropene	ug/kg	ND	804	807	100	67-130	
Dibromochloromethane	ug/kg	ND	804	766	95	67-130	
Dibromomethane	ug/kg	ND	804	794	99	63-131	
Dichlorodifluoromethane	ug/kg	ND	804	744	93	44-180	
Diisopropyl ether	ug/kg	ND	804	833	104	63-130	
Ethylbenzene	ug/kg	37.5	804	991	119	66-130	
Hexachloro-1,3-butadiene	ug/kg	ND	804	937	117	64-150	
Isopropylbenzene (Cumene)	ug/kg	ND	804	886	110	69-135	
m&p-Xylene	ug/kg	133	1610	1880	109	60-133	
Methyl-tert-butyl ether	ug/kg	ND	804	784	98	65-130	
Methylene Chloride	ug/kg	ND	804	917	114	61-130	
n-Butylbenzene	ug/kg	ND	804	910	113	65-140	
n-Propylbenzene	ug/kg	4.7J	804	882	109	67-140	
Naphthalene	ug/kg	ND	804	840	105	15-145	
o-Xylene	ug/kg	28.4	804	904	109	66-133	
p-Isopropyltoluene	ug/kg	ND	804	873	109	56-147	
sec-Butylbenzene	ug/kg	ND	804	895	111	65-139	
Styrene	ug/kg	ND	804	836	104	70-132	
tert-Butylbenzene	ug/kg	ND	804	874	109	62-135	
Tetrachloroethene	ug/kg	ND	804	745	93	70-135	
Toluene	ug/kg	433	804	1240	101	67-130	
trans-1,2-Dichloroethene	ug/kg	ND	804	862	107	69-130	
trans-1,3-Dichloropropene	ug/kg	ND	804	785	98	62-130	
Trichloroethene	ug/kg	ND	804	817	102	70-135	
Trichlorofluoromethane	ug/kg	ND	804	277	35	10-130	
Vinyl acetate	ug/kg	ND	1610	1790	112	53-130	
Vinyl chloride	ug/kg	ND	804	879	109	61-148	
Xylene (Total)	ug/kg	161	2420	2780	109	63-132	
1,2-Dichloroethane-d4 (S)	%				115	70-130	
4-Bromofluorobenzene (S)	%				98	69-134	
Toluene-d8 (S)	%				100	70-130	

Results presented on this page are in the units indicated by the "Units" column except where an alternate unit is presented to the right of the result.

REPORT OF LABORATORY ANALYSIS

This report shall not be reproduced, except in full,
without the written consent of Pace Analytical Services, LLC.

Pace Analytical Services, LLC
9800 Kincey Ave. Suite 100
Huntersville, NC 28078
(704)875-9092

QUALITY CONTROL DATA

Project: CPC 210218/2020-L1-2448
Pace Project No.: 92546505

SAMPLE DUPLICATE: 3309974

Parameter	Units	92546505001 Result	Dup Result	RPD	Max RPD	Qualifiers
1,1,1,2-Tetrachloroethane	ug/kg	ND	ND		30	
1,1,1-Trichloroethane	ug/kg	ND	ND		30	
1,1,2,2-Tetrachloroethane	ug/kg	ND	ND		30	
1,1,2-Trichloroethane	ug/kg	ND	ND		30	
1,1-Dichloroethane	ug/kg	ND	ND		30	
1,1-Dichloroethene	ug/kg	ND	ND		30	
1,1-Dichloropropene	ug/kg	ND	ND		30	
1,2,3-Trichlorobenzene	ug/kg	ND	ND		30	
1,2,3-Trichloropropane	ug/kg	ND	ND		30	
1,2,4-Trichlorobenzene	ug/kg	ND	ND		30	
1,2,4-Trimethylbenzene	ug/kg	ND	ND		30	
1,2-Dibromo-3-chloropropane	ug/kg	ND	ND		30	
1,2-Dibromoethane (EDB)	ug/kg	ND	ND		30	
1,2-Dichlorobenzene	ug/kg	ND	ND		30	
1,2-Dichloroethane	ug/kg	ND	ND		30	
1,2-Dichloropropane	ug/kg	ND	ND		30	
1,3,5-Trimethylbenzene	ug/kg	ND	ND		30	
1,3-Dichlorobenzene	ug/kg	ND	ND		30	
1,3-Dichloropropane	ug/kg	ND	ND		30	
1,4-Dichlorobenzene	ug/kg	ND	ND		30	
2,2-Dichloropropane	ug/kg	ND	ND		30	v2
2-Butanone (MEK)	ug/kg	ND	ND		30	
2-Chlorotoluene	ug/kg	ND	ND		30	
2-Hexanone	ug/kg	ND	ND		30	
4-Chlorotoluene	ug/kg	ND	ND		30	
4-Methyl-2-pentanone (MIBK)	ug/kg	ND	ND		30	
Acetone	ug/kg	ND	ND		30	
Benzene	ug/kg	ND	ND		30	
Bromobenzene	ug/kg	ND	ND		30	
Bromochloromethane	ug/kg	ND	ND		30	
Bromodichloromethane	ug/kg	ND	ND		30	
Bromoform	ug/kg	ND	ND		30	
Bromomethane	ug/kg	ND	ND		30	IK
Carbon tetrachloride	ug/kg	ND	ND		30	
Chlorobenzene	ug/kg	ND	ND		30	
Chloroethane	ug/kg	ND	ND		30	
Chloroform	ug/kg	ND	ND		30	
Chloromethane	ug/kg	ND	ND		30	
cis-1,2-Dichloroethene	ug/kg	ND	ND		30	
cis-1,3-Dichloropropene	ug/kg	ND	ND		30	
Dibromochloromethane	ug/kg	ND	ND		30	
Dibromomethane	ug/kg	ND	ND		30	
Dichlorodifluoromethane	ug/kg	ND	ND		30	v2
Diisopropyl ether	ug/kg	ND	ND		30	
Ethylbenzene	ug/kg	ND	ND		30	
Hexachloro-1,3-butadiene	ug/kg	ND	ND		30	
Isopropylbenzene (Cumene)	ug/kg	ND	ND		30	

Results presented on this page are in the units indicated by the "Units" column except where an alternate unit is presented to the right of the result.

REPORT OF LABORATORY ANALYSIS

This report shall not be reproduced, except in full,
without the written consent of Pace Analytical Services, LLC.

Pace Analytical Services, LLC
9800 Kincey Ave. Suite 100
Huntersville, NC 28078
(704)875-9092

QUALITY CONTROL DATA

Project: CPC 210218/2020-L1-2448
Pace Project No.: 92546505

SAMPLE DUPLICATE: 3309974

Parameter	Units	92546505001 Result	Dup Result	RPD	Max RPD	Qualifiers
m&p-Xylene	ug/kg	ND	ND		30	
Methyl-tert-butyl ether	ug/kg	ND	ND		30	
Methylene Chloride	ug/kg	ND	ND		30	
n-Butylbenzene	ug/kg	ND	ND		30	
n-Propylbenzene	ug/kg	ND	ND		30	
Naphthalene	ug/kg	ND	ND		30	
o-Xylene	ug/kg	ND	ND		30	
p-Isopropyltoluene	ug/kg	ND	ND		30	
sec-Butylbenzene	ug/kg	ND	ND		30	
Styrene	ug/kg	ND	ND		30	
tert-Butylbenzene	ug/kg	ND	ND		30	
Tetrachloroethene	ug/kg	ND	ND		30	
Toluene	ug/kg	36.5	46.5	24	30	
trans-1,2-Dichloroethene	ug/kg	ND	ND		30	
trans-1,3-Dichloropropene	ug/kg	ND	ND		30	
Trichloroethene	ug/kg	ND	ND		30	
Trichlorofluoromethane	ug/kg	ND	ND		30	
Vinyl acetate	ug/kg	ND	ND		30	
Vinyl chloride	ug/kg	ND	ND		30	
Xylene (Total)	ug/kg	ND	ND		30	
1,2-Dichloroethane-d4 (S)	%	110	113			
4-Bromofluorobenzene (S)	%	99	100			
Toluene-d8 (S)	%	101	102			

Results presented on this page are in the units indicated by the "Units" column except where an alternate unit is presented to the right of the result.

REPORT OF LABORATORY ANALYSIS

This report shall not be reproduced, except in full,
without the written consent of Pace Analytical Services, LLC.

Pace Analytical Services, LLC
9800 Kincey Ave. Suite 100
Huntersville, NC 28078
(704)875-9092

QUALITY CONTROL DATA

Project: CPC 210218/2020-L1-2448
Pace Project No.: 92546505

QC Batch: 629757
QC Batch Method: SW-846
Analysis Method: SW-846
Analysis Description: Dry Weight/Percent Moisture
Laboratory: Pace Analytical Services - Charlotte
Associated Lab Samples: 92546505001, 92546505002, 92546505003, 92546505004, 92546505005, 92546505006, 92546505007, 92546505008, 92546505009, 92546505010, 92546505011

SAMPLE DUPLICATE: 3309602

Parameter	Units	92546501004 Result	Dup Result	RPD	Max RPD	Qualifiers
Percent Moisture	%	17.3	17.1	1	25	N2

SAMPLE DUPLICATE: 3309603

Parameter	Units	92546509004 Result	Dup Result	RPD	Max RPD	Qualifiers
Percent Moisture	%	35.3	34.5	2	25	N2

Results presented on this page are in the units indicated by the "Units" column except where an alternate unit is presented to the right of the result.

REPORT OF LABORATORY ANALYSIS

This report shall not be reproduced, except in full,
without the written consent of Pace Analytical Services, LLC.

Pace Analytical Services, LLC
9800 Kincey Ave. Suite 100
Huntersville, NC 28078
(704)875-9092

QUALIFIERS

Project: CPC 210218/2020-L1-2448
Pace Project No.: 92546505

DEFINITIONS

DF - Dilution Factor, if reported, represents the factor applied to the reported data due to dilution of the sample aliquot.

ND - Not Detected at or above adjusted reporting limit.

TNTC - Too Numerous To Count

J - Estimated concentration above the adjusted method detection limit and below the adjusted reporting limit.

MDL - Adjusted Method Detection Limit.

PQL - Practical Quantitation Limit.

RL - Reporting Limit - The lowest concentration value that meets project requirements for quantitative data with known precision and bias for a specific analyte in a specific matrix.

S - Surrogate

1,2-Diphenylhydrazine decomposes to and cannot be separated from Azobenzene using Method 8270. The result for each analyte is a combined concentration.

Consistent with EPA guidelines, unrounded data are displayed and have been used to calculate % recovery and RPD values.

LCS(D) - Laboratory Control Sample (Duplicate)

MS(D) - Matrix Spike (Duplicate)

DUP - Sample Duplicate

RPD - Relative Percent Difference

NC - Not Calculable.

SG - Silica Gel - Clean-Up

U - Indicates the compound was analyzed for, but not detected.

Acid preservation may not be appropriate for 2 Chloroethylvinyl ether.

A separate vial preserved to a pH of 4-5 is recommended in SW846 Chapter 4 for the analysis of Acrolein and Acrylonitrile by EPA Method 8260.

N-Nitrosodiphenylamine decomposes and cannot be separated from Diphenylamine using Method 8270. The result reported for each analyte is a combined concentration.

Pace Analytical is TNI accredited. Contact your Pace PM for the current list of accredited analytes.

TNI - The NELAC Institute.

ANALYTE QUALIFIERS

C7	Analyte is a possible laboratory contaminant (not present in method blank).
IK	The recalculated concentration of the calibration standard(s) did not meet method acceptance criteria; this result should be considered an estimated value.
N2	The lab does not hold NELAC/TNI accreditation for this parameter but other accreditations/certifications may apply. A complete list of accreditations/certifications is available upon request.
S2	Surrogate recovery outside laboratory control limits due to matrix interferences (confirmed by similar results from sample re-analysis).
v2	The continuing calibration verification was below the method acceptance limit. The analyte was not detected in the associated samples and the sensitivity of the instrument was verified with a reporting limit check standard.
v3	The continuing calibration verification was below the method acceptance limit. Any detection for the analyte in the associated samples may have low bias.

This report shall not be reproduced, except in full,
without the written consent of Pace Analytical Services, LLC.

Pace Analytical Services, LLC
9800 Kincey Ave. Suite 100
Huntersville, NC 28078
(704)875-9092

QUALITY CONTROL DATA CROSS REFERENCE TABLE

Project: CPC 210218/2020-L1-2448
Pace Project No.: 92546505

Lab ID	Sample ID	QC Batch Method	QC Batch	Analytical Method	Analytical Batch
92546505001	**BC-7 0-2**	MADEP VPH	629893	MADEP VPH	629895
92546505002	**BC-7 18-20**	MADEP VPH	629893	MADEP VPH	629895
92546505003	**BC-6 0-2**	MADEP VPH	629893	MADEP VPH	629895
92546505004	**BC-6 12-14**	MADEP VPH	629893	MADEP VPH	629895
92546505005	**BC-5 0-2**	MADEP VPH	629893	MADEP VPH	629895
92546505006	**BC-5 14-16**	MADEP VPH	629893	MADEP VPH	629895
92546505007	**BC-4 0-2**	MADEP VPH	629922	MADEP VPH	629923
92546505008	**BC-4 18-20**	MADEP VPH	629922	MADEP VPH	629923
92546505009	**BC-7 20-22**	MADEP VPH	629922	MADEP VPH	629923
92546505010	**BC-7 24-26**	MADEP VPH	629922	MADEP VPH	629923
92546505011	**BC-6 20-22**	MADEP VPH	629922	MADEP VPH	629923
92546505001	**BC-7 0-2**	EPA 5035A/5030B	629838	EPA 8260D	629852
92546505002	**BC-7 18-20**	EPA 5035A/5030B	629838	EPA 8260D	629852
92546505003	**BC-6 0-2**	EPA 5035A/5030B	629838	EPA 8260D	629852
92546505004	**BC-6 12-14**	EPA 5035A/5030B	629838	EPA 8260D	629852
92546505005	**BC-5 0-2**	EPA 5035A/5030B	629838	EPA 8260D	629852
92546505006	**BC-5 14-16**	EPA 5035A/5030B	629838	EPA 8260D	629852
92546505007	**BC-4 0-2**	EPA 5035A/5030B	629838	EPA 8260D	629852
92546505008	**BC-4 18-20**	EPA 5035A/5030B	629838	EPA 8260D	629852
92546505009	**BC-7 20-22**	EPA 5035A/5030B	629838	EPA 8260D	629852
92546505010	**BC-7 24-26**	EPA 5035A/5030B	629838	EPA 8260D	629852
92546505011	**BC-6 20-22**	EPA 5035A/5030B	629838	EPA 8260D	629852
92546505001	**BC-7 0-2**	SW-846	629757		
92546505002	**BC-7 18-20**	SW-846	629757		
92546505003	**BC-6 0-2**	SW-846	629757		
92546505004	**BC-6 12-14**	SW-846	629757		
92546505005	**BC-5 0-2**	SW-846	629757		
92546505006	**BC-5 14-16**	SW-846	629757		
92546505007	**BC-4 0-2**	SW-846	629757		
92546505008	**BC-4 18-20**	SW-846	629757		
92546505009	**BC-7 20-22**	SW-846	629757		
92546505010	**BC-7 24-26**	SW-846	629757		
92546505011	**BC-6 20-22**	SW-846	629757		

This report shall not be reproduced, except in full,
without the written consent of Pace Analytical Services, LLC.

CHAIN-OF-CUSTODY Analytical Request Document

Pace Analytical®

Chain-of-Custody is a LEGAL DOCUMENT - Complete all relevent fields

LAB USE ONLY- Affix Workorder/Login Label Here or List Pace Workorder Number or MTJL Log-in Number Here

WO# : 92546505

92546505

ALL SHADED AR

Company:	APEX COMPANIES, LLC
Address:	5900 NORTHWOODS BUSINESS PKWY, SUITE O
Report To:	ANDREW STREET
Copy To:	JOHN STRECKER
Customer Project Name/Number:	CPC HUNTSVILLE / CPC 21018
Phone: / Email:	
Collected By (print):	CHRIS REEVES
Collected By (Signature):	
Sample Disposal:	[ ] Dispose as appropriate [ ] Return [ ] Archive: _____ [ ] Hold: _____
Billing Information:	
Email To:	
Site Collection Info/Address:	
State: / County/City:	Time Zone Collected: [ ] PT [ ] MT [ ] CT [X] ET
Site/Facility ID #:	
Purchase Order #:	2020-L1-2248
Quote #:	
Turnaround Date Required:	
Rush:	[ ] Same Day [ ] Next Day [ ] 2 Day [ ] 3 Day [ ] 4 Day [ ] 5 Day (Expedite Charges Apply)
Compliance Monitoring?	[ ] Yes [ ] No
DW PWS ID #: / DW Location Code:	
Immediately Packed on Ice:	[X] Yes [ ] No
Field Filtered (if applicable):	[ ] Yes [ ] No
Analysis:	_____

Container Preservative Type **: 6 6

** Preservative Types: (1) nitric acid, (2) sulfuric acid, (6) methanol, (7) sodium bisulfate, (8) sodium thiosulf... (C) ammonium hydroxide, (D) TSP, (U) Unpreserved, (O) ...

Analyses: MADEP VPH; VOC by 8260

Lab Profile/Line:

Lab Sample Receipt Checklist:

Custody Seals Present/Intact	Y (N) NA
Custody Signatures Present	Y N (NA)
Collector Signature Present	Y N NA
Bottles Intact	Y N NA
Correct Bottles	Y N NA
Sufficient Volume	Y N NA
Samples Received on Ice	Y N NA
VOA - Headspace Acceptable	Y N NA
USDA Regulated Soils	Y (N) NA
Samples in Holding Time	Y N NA
Residual Chlorine Present	Y N NA
Cl Strips: _____	
Sample pH Acceptable	Y N NA
pH Strips: _____	
Sulfide Present	Y N NA
Lead Acetate Strips: _____	

LAB USE ONLY:
Lab Sample # / Comments:

92546505

* Matrix Codes (Insert in Matrix box below): Drinking Water (DW), Ground Water (GW), Wastewater (WW), Product (P), Soil/Solid (SL), Oil (OL), Wipe (WP), Air (AR), Tissue (TS), Bioassay (B), Vapor (V), Other (OT)

Customer Sample ID	Matrix *	Comp / Grab	Collected (or Composite Start) Date	Collected (or Composite Start) Time	Composite End Date	Composite End Time	Res Cl	# of Ctns			Lab Sample # / Comments
BC7 0-2	SOIL	GRAB	6.24.21	0915				3	X	X	001
BC7 18-20	SOIL	GRAB	6.24.21	0920				3	X	X	002
BC6 0-2	SOIL	GRAB	6.24.21	1120				3	X	X	003
BC6 12-14	SOIL	GRAB	6.24.21	1125				3	X	X	004
BC5 0-2	SOIL	GRAB	6.24.21	1450				3	X	X	005
BC5 14-16	SOIL	GRAB	6.24.21	1435				3	X	X	006
BC4 0-2	SOIL	GRAB	6.24.21	1635				3	X	X	007
BC4 18-20	SOIL	GRAB	6.24.21	1640				3	X	X	008

Customer Remarks / Special Conditions / Possible Hazards:

Type of Ice Used: (Wet) Blue Dry None

Packing Material Used: None

Radchem sample(s) screened (<500 cpm): Y N (NA)

SHORT HOLDS PRESENT (<72 hours): Y (N) N/A

Lab Tracking #: 2632542

Samples received via: FEDEX UPS Client Courier (Pace Courier)

Lab Sample Temperature Info:
Temp Blank Received: Y (N) NA
Therm ID#: 92T064
Cooler 1 Temp Upon Receipt: 2.7 oC
Cooler 1 Therm Corr. Factor: -.1 oC
Cooler 1 Corrected Temp: 2.6 oC
Comments:

Relinquished by/Company: (Signature)	Date/Time: 6.25.21/0845	Received by/Company: (Signature)	Date/Time: 6/25 1345
Relinquished by/Company: (Signature)	Date/Time: 6/25 1345	Received by/Company: (Signature) SKC Pace MVL	Date/Time: 6-25-21 1340
Relinquished by/Company: (Signature)	Date/Time:	Received by/Company: (Signature)	Date/Time:

MTJL LAB USE ONLY
Table #:
Acctnum:
Template:
Prelogin:
PM:
PB:

Trip Blank Received: Y (N) NA
HCL MeOH TSP Other

Non Conformance(s): YES / (NO)

Page: _____ of: _____

CHAIN OF CUSTODY Analytical Request Document

Pace Analytical

Chain-of-Custody is a LEGAL DOCUMENT - Complete all relevent fields

LAB USE ONLY- Affix Workorder/Login Label Here or List Pace Workorder Number or MTJL Log-in Number Here

WO#: 92546505

PM: AMB Due Date: 07/02/21

CLIENT: 92-APEX MOOR

ALL SHADED

Company:	APEX COMPANIES, LLC
Address:	5900 NORTHWOODS BUSINESS PKWY, STE O
Report To:	ANDREW STREET
Copy To:	JOHN STRECKER
Customer Project Name/Number:	CPC HUNTERSVILLE / CPC 21018
Phone: / Email:	
Site/Facility ID #:	
Purchase Order #:	2020-11-2248
Quote #:	
Collected By (print):	CHRIS REEVES
Collected By (Signature):	
Turnaround Date Required:	
Sample Disposal:	[X] Dispose as appropriate [ ] Return [ ] Archive: _____ [ ] Hold: _____
Rush:	[ ] Same Day [ ] Next Day [ ] 2 Day [ ] 3 Day [ ] 4 Day [ ] 5 Day (Expedite Charges Apply)

Billing Information:

Email To:

Site Collection Info/Address:

State: / County/City: Time Zone Collected: [ ] PT [ ] MT [ ] CT [X] ET

Compliance Monitoring? [ ] Yes [ ] No

DW PWS ID #:

DW Location Code:

Immediately Packed on Ice: [X] Yes [ ] No

Field Filtered (if applicable): [ ] Yes [ ] No

Analysis: _____

* Matrix Codes (Insert in Matrix box below): Drinking Water (DW), Ground Water (GW), Wastewater (WW), Product (P), Soil/Solid (SL), Oil (OL), Wipe (WP), Air (AR), Tissue (TS), Bioassay (B), Vapor (V), Other (OT)

Container Preservative Type ** : 6 | 6

** Preservative Types: (1) nitric acid, (2) sulfuric (6) methanol, (7) sodium bisulfate, (8) sodium thi (C) ammonium hydroxide, (D) TSP, (U) Unpreserved, (O) Other _____

Analyses: MADEP VPH; VOC, BY 8260D

Customer Sample ID	Matrix *	Comp / Grab	Collected (or Composite Start) Date	Collected (or Composite Start) Time	Composite End Date	Composite End Time	Res Cl	# of Ctns	Lab Sample # / Comments
BC7 20-22	SOIL	GRAB	6.24.21	0925				3	009
BC7 24-26	SOIL	GRAB	6.24.21	0930				3	010
BC6 20-22	SOIL	GRAB	6.24.21	1130				3	011

Lab Profile/Line:

Lab Sample Receipt Checklist:

Custody Seals Present/Intact	Y (N) NA
Custody Signatures Present	Y N (NA)
Collector Signature Present	Y N NA
Bottles Intact	Y N NA
Correct Bottles	Y N NA
Sufficient Volume	Y N NA
Samples Received on Ice	Y N NA
VOA - Headspace Acceptable	Y N (NA)
USDA Regulated Soils	Y N (NA)
Samples in Holding Time	Y N NA
Residual Chlorine Present	Y N NA
Cl Strips: _____	
Sample pH Acceptable	Y N (NA)
pH Strips: _____	
Sulfide Present	Y N NA
Lead Acetate Strips: _____	

LAB USE ONLY:
Lab Sample # / Comments:

Customer Remarks / Special Conditions / Possible Hazards:

Type of Ice Used: (Wet) Blue Dry None

Packing Material Used: None

Radchem sample(s) screened (<500 cpm): Y N (NA)

SHORT HOLDS PRESENT (<72 hours): Y (N) N/A

Lab Tracking #: 2632543

Samples received via: FEDEX UPS Client Courier (Pace Courier)

Lab Sample Temperature Info:
Temp Blank Received: Y (N) NA
Therm ID#: 92706H
Cooler 1 Temp Upon Receipt: 2.7 oC
Cooler 1 Therm Corr. Factor: -.1 oC
Cooler 1 Corrected Temp: 2.6 oC
Comments:

Relinquished by/Company: (Signature)	Date/Time: 6.25.21/0845	Received by/Company: (Signature)	Date/Time: 6/25 1300
Relinquished by/Company: (Signature)	Date/Time: 6/25 1340	Received by/Company: (Signature) JKC Pace MVL	Date/Time: 6/25 1340
Relinquished by/Company: (Signature)	Date/Time:	Received by/Company: (Signature)	Date/Time:

MTJL LAB USE ONLY
Table #:
Acctnum:
Template:
Prelogin:
PM:
PB:

Trip Blank Received: Y (N) NA
HCL MeOH TSP Other

Non Conformance(s): YES / (NO)

Page: _____ of: _____

Pace Analytical Services, LLC
9800 Kincey Ave. Suite 100
Huntersville, NC 28078
(704)875-9092

July 08, 2021

Andrew Street
Apex Companies - NC
5900 Northwoods Business Pkwy
Suite 5900-0
Charlotte, NC 28269

RE: Project: CPC Huntersville/2020-L1-2448
Pace Project No.: 92546573

Dear Andrew Street:

Enclosed are the analytical results for sample(s) received by the laboratory on June 25, 2021. The results relate only to the samples included in this report. Results reported herein conform to the applicable TNI/NELAC Standards and the laboratory's Quality Manual, where applicable, unless otherwise noted in the body of the report.

The test results provided in this final report were generated by each of the following laboratories within the Pace Network:

- Pace Analytical Services - Charlotte

A revised laboratory report is being submitted on 7/8/21 to revise the sample ID, per client request.

If you have any questions concerning this report, please feel free to contact me.

Sincerely,

Angela M. Baioni

Angela Baioni
angela.baioni@pacelabs.com
(704)875-9092
Project Manager

Enclosures

cc: J Culbreath, Colonial Pipeline Company
Naomi Fretz, APEX Companies, LLC
Robert Hughes, Colonial Pipeline
Cameron Lee, Montrose-EPS
Jamie Moran, APEX Companies, LLC
Jeff Morrison, Colonial Pipeline Company
Tom Naumann, APEX Companies - NC
Joe Nicolette, Montrose-EPS
Christopher Schultz, Apex Companies
Matt Teixeira, Apex Companies, LLC
Michael Verdon, Colonial Pipeline Company
JM Wyatt, Colonial Pipeline Company

REPORT OF LABORATORY ANALYSIS

This report shall not be reproduced, except in full,
without the written consent of Pace Analytical Services, LLC.

Pace Analytical Services, LLC
9800 Kincey Ave. Suite 100
Huntersville, NC 28078
(704)875-9092

CERTIFICATIONS

Project: CPC Huntersville/2020-L1-2448
Pace Project No.: 92546573

Pace Analytical Services Charlotte
9800 Kincey Ave. Ste 100, Huntersville, NC 28078
Louisiana/NELAP Certification # LA170028
North Carolina Drinking Water Certification #: 37706
North Carolina Field Services Certification #: 5342
North Carolina Wastewater Certification #: 12
South Carolina Certification #: 99006001
Florida/NELAP Certification #: E87627
Kentucky UST Certification #: 84
Virginia/VELAP Certification #: 460221

REPORT OF LABORATORY ANALYSIS

This report shall not be reproduced, except in full,
without the written consent of Pace Analytical Services, LLC.

Pace Analytical Services, LLC
9800 Kincey Ave. Suite 100
Huntersville, NC 28078
(704)875-9092

SAMPLE SUMMARY

Project: CPC Huntersville/2020-L1-2448
Pace Project No.: 92546573

Lab ID	Sample ID	Matrix	Date Collected	Date Received
92546573001	**Whitby-SB-17B (25-27')**	Solid	06/25/21 14:10	06/25/21 17:55

REPORT OF LABORATORY ANALYSIS

This report shall not be reproduced, except in full,
without the written consent of Pace Analytical Services, LLC.

Pace Analytical Services, LLC
9800 Kincey Ave. Suite 100
Huntersville, NC 28078
(704)875-9092

SAMPLE ANALYTE COUNT

Project: CPC Huntersville/2020-L1-2448
Pace Project No.: 92546573

Lab ID	Sample ID	Method	Analysts	Analytes Reported	Laboratory
92546573001	**Whitby-SB-17B (25-27')**	MADEP VPH	MAD	6	PASI-C
		EPA 8260D	LMB	70	PASI-C
		SW-846	KDF	1	PASI-C

PASI-C = Pace Analytical Services - Charlotte

This report shall not be reproduced, except in full,
without the written consent of Pace Analytical Services, LLC.

Pace Analytical Services, LLC
9800 Kincey Ave. Suite 100
Huntersville, NC 28078
(704)875-9092

ANALYTICAL RESULTS

Project: CPC Huntersville/2020-L1-2448
Pace Project No.: 92546573

Sample: Whitby-SB-17B (25-27') **Lab ID: 92546573001** Collected: 06/25/21 14:10 Received: 06/25/21 17:55 Matrix: Solid

Results reported on a "dry weight" basis and are adjusted for percent moisture, sample size and any dilutions.

Parameters	Results	Units	Report Limit	MDL	DF	Prepared	Analyzed	CAS No.	Qual
VPH NC Soil	Analytical Method: MADEP VPH Preparation Method: MADEP VPH Pace Analytical Services - Charlotte								
Total VPH (C5-C12)	ND	mg/kg	3.5	3.5	1	06/30/21 11:32	06/30/21 16:21		N2
Aliphatic (C05-C08)	ND	mg/kg	3.5	3.5	1	06/30/21 11:32	06/30/21 16:21		N2
Aliphatic(C09-C12) Adjusted	ND	mg/kg	3.5	3.5	1	06/30/21 11:32	06/30/21 16:21		N2
Aromatic (C09-C10)	ND	mg/kg	3.5	3.5	1	06/30/21 11:32	06/30/21 16:21		N2
Surrogates									
4-Bromofluorobenzene (FID) (S)	100	%	70-130		1	06/30/21 11:32	06/30/21 16:21	460-00-4	
4-Bromofluorobenzene (PID) (S)	97	%	70-130		1	06/30/21 11:32	06/30/21 16:21	460-00-4	
8260D/5035A/5030B Volatiles	Analytical Method: EPA 8260D Preparation Method: EPA 5035A/5030B Pace Analytical Services - Charlotte								
Acetone	ND	ug/kg	135	43.4	1	06/28/21 12:00	06/28/21 16:38	67-64-1	
Benzene	ND	ug/kg	6.8	2.7	1	06/28/21 12:00	06/28/21 16:38	71-43-2	
Bromobenzene	ND	ug/kg	6.8	2.2	1	06/28/21 12:00	06/28/21 16:38	108-86-1	
Bromochloromethane	ND	ug/kg	6.8	2.0	1	06/28/21 12:00	06/28/21 16:38	74-97-5	
Bromodichloromethane	ND	ug/kg	6.8	2.6	1	06/28/21 12:00	06/28/21 16:38	75-27-4	
Bromoform	ND	ug/kg	6.8	2.4	1	06/28/21 12:00	06/28/21 16:38	75-25-2	
Bromomethane	ND	ug/kg	13.5	10.7	1	06/28/21 12:00	06/28/21 16:38	74-83-9	IK
2-Butanone (MEK)	ND	ug/kg	135	32.5	1	06/28/21 12:00	06/28/21 16:38	78-93-3	
n-Butylbenzene	ND	ug/kg	6.8	3.2	1	06/28/21 12:00	06/28/21 16:38	104-51-8	
sec-Butylbenzene	ND	ug/kg	6.8	3.0	1	06/28/21 12:00	06/28/21 16:38	135-98-8	
tert-Butylbenzene	ND	ug/kg	6.8	2.4	1	06/28/21 12:00	06/28/21 16:38	98-06-6	
Carbon tetrachloride	ND	ug/kg	6.8	2.5	1	06/28/21 12:00	06/28/21 16:38	56-23-5	
Chlorobenzene	ND	ug/kg	6.8	1.3	1	06/28/21 12:00	06/28/21 16:38	108-90-7	
Chloroethane	ND	ug/kg	13.5	5.2	1	06/28/21 12:00	06/28/21 16:38	75-00-3	
Chloroform	ND	ug/kg	6.8	4.1	1	06/28/21 12:00	06/28/21 16:38	67-66-3	
Chloromethane	ND	ug/kg	13.5	5.7	1	06/28/21 12:00	06/28/21 16:38	74-87-3	
2-Chlorotoluene	ND	ug/kg	6.8	2.4	1	06/28/21 12:00	06/28/21 16:38	95-49-8	
4-Chlorotoluene	ND	ug/kg	6.8	1.2	1	06/28/21 12:00	06/28/21 16:38	106-43-4	
1,2-Dibromo-3-chloropropane	ND	ug/kg	6.8	2.6	1	06/28/21 12:00	06/28/21 16:38	96-12-8	
Dibromochloromethane	ND	ug/kg	6.8	3.8	1	06/28/21 12:00	06/28/21 16:38	124-48-1	
1,2-Dibromoethane (EDB)	ND	ug/kg	6.8	3.0	1	06/28/21 12:00	06/28/21 16:38	106-93-4	
Dibromomethane	ND	ug/kg	6.8	1.4	1	06/28/21 12:00	06/28/21 16:38	74-95-3	
1,2-Dichlorobenzene	ND	ug/kg	6.8	2.4	1	06/28/21 12:00	06/28/21 16:38	95-50-1	
1,3-Dichlorobenzene	ND	ug/kg	6.8	2.1	1	06/28/21 12:00	06/28/21 16:38	541-73-1	
1,4-Dichlorobenzene	ND	ug/kg	6.8	1.8	1	06/28/21 12:00	06/28/21 16:38	106-46-7	
Dichlorodifluoromethane	ND	ug/kg	13.5	2.9	1	06/28/21 12:00	06/28/21 16:38	75-71-8	
1,1-Dichloroethane	ND	ug/kg	6.8	2.8	1	06/28/21 12:00	06/28/21 16:38	75-34-3	
1,2-Dichloroethane	ND	ug/kg	6.8	4.5	1	06/28/21 12:00	06/28/21 16:38	107-06-2	
1,1-Dichloroethene	ND	ug/kg	6.8	2.8	1	06/28/21 12:00	06/28/21 16:38	75-35-4	
cis-1,2-Dichloroethene	ND	ug/kg	6.8	2.3	1	06/28/21 12:00	06/28/21 16:38	156-59-2	
trans-1,2-Dichloroethene	ND	ug/kg	6.8	2.4	1	06/28/21 12:00	06/28/21 16:38	156-60-5	
1,2-Dichloropropane	ND	ug/kg	6.8	2.0	1	06/28/21 12:00	06/28/21 16:38	78-87-5	
1,3-Dichloropropane	ND	ug/kg	6.8	2.1	1	06/28/21 12:00	06/28/21 16:38	142-28-9	
2,2-Dichloropropane	ND	ug/kg	6.8	2.2	1	06/28/21 12:00	06/28/21 16:38	594-20-7	

REPORT OF LABORATORY ANALYSIS

This report shall not be reproduced, except in full,
without the written consent of Pace Analytical Services, LLC.

Pace Analytical Services, LLC
9800 Kincey Ave. Suite 100
Huntersville, NC 28078
(704)875-9092

ANALYTICAL RESULTS

Project: CPC Huntersville/2020-L1-2448
Pace Project No.: 92546573

Sample: Whitby-SB-17B (25-27') **Lab ID: 92546573001** Collected: 06/25/21 14:10 Received: 06/25/21 17:55 Matrix: Solid

Results reported on a "dry weight" basis and are adjusted for percent moisture, sample size and any dilutions.

Parameters	Results	Units	Report Limit	MDL	DF	Prepared	Analyzed	CAS No.	Qual
8260D/5035A/5030B Volatiles	Analytical Method: EPA 8260D Preparation Method: EPA 5035A/5030B Pace Analytical Services - Charlotte								
1,1-Dichloropropene	ND	ug/kg	6.8	3.2	1	06/28/21 12:00	06/28/21 16:38	563-58-6	
cis-1,3-Dichloropropene	ND	ug/kg	6.8	1.8	1	06/28/21 12:00	06/28/21 16:38	10061-01-5	
trans-1,3-Dichloropropene	ND	ug/kg	6.8	2.3	1	06/28/21 12:00	06/28/21 16:38	10061-02-6	
Diisopropyl ether	ND	ug/kg	6.8	1.8	1	06/28/21 12:00	06/28/21 16:38	108-20-3	
Ethylbenzene	ND	ug/kg	6.8	3.2	1	06/28/21 12:00	06/28/21 16:38	100-41-4	
Hexachloro-1,3-butadiene	ND	ug/kg	13.5	11.1	1	06/28/21 12:00	06/28/21 16:38	87-68-3	
2-Hexanone	ND	ug/kg	67.6	6.5	1	06/28/21 12:00	06/28/21 16:38	591-78-6	
Isopropylbenzene (Cumene)	ND	ug/kg	6.8	2.3	1	06/28/21 12:00	06/28/21 16:38	98-82-8	
p-Isopropyltoluene	ND	ug/kg	6.8	3.3	1	06/28/21 12:00	06/28/21 16:38	99-87-6	
Methylene Chloride	ND	ug/kg	27.0	18.5	1	06/28/21 12:00	06/28/21 16:38	75-09-2	
4-Methyl-2-pentanone (MIBK)	ND	ug/kg	67.6	6.5	1	06/28/21 12:00	06/28/21 16:38	108-10-1	
Methyl-tert-butyl ether	ND	ug/kg	6.8	2.5	1	06/28/21 12:00	06/28/21 16:38	1634-04-4	
Naphthalene	ND	ug/kg	6.8	3.6	1	06/28/21 12:00	06/28/21 16:38	91-20-3	
n-Propylbenzene	ND	ug/kg	6.8	2.4	1	06/28/21 12:00	06/28/21 16:38	103-65-1	
Styrene	ND	ug/kg	6.8	1.8	1	06/28/21 12:00	06/28/21 16:38	100-42-5	
1,1,1,2-Tetrachloroethane	ND	ug/kg	6.8	2.6	1	06/28/21 12:00	06/28/21 16:38	630-20-6	
1,1,2,2-Tetrachloroethane	ND	ug/kg	6.8	1.8	1	06/28/21 12:00	06/28/21 16:38	79-34-5	
Tetrachloroethene	ND	ug/kg	6.8	2.1	1	06/28/21 12:00	06/28/21 16:38	127-18-4	
Toluene	**6.1J**	ug/kg	6.8	1.9	1	06/28/21 12:00	06/28/21 16:38	108-88-3	C7
1,2,3-Trichlorobenzene	ND	ug/kg	6.8	5.5	1	06/28/21 12:00	06/28/21 16:38	87-61-6	
1,2,4-Trichlorobenzene	ND	ug/kg	6.8	5.7	1	06/28/21 12:00	06/28/21 16:38	120-82-1	
1,1,1-Trichloroethane	ND	ug/kg	6.8	3.5	1	06/28/21 12:00	06/28/21 16:38	71-55-6	
1,1,2-Trichloroethane	ND	ug/kg	6.8	2.2	1	06/28/21 12:00	06/28/21 16:38	79-00-5	
Trichloroethene	ND	ug/kg	6.8	1.7	1	06/28/21 12:00	06/28/21 16:38	79-01-6	
Trichlorofluoromethane	ND	ug/kg	6.8	3.7	1	06/28/21 12:00	06/28/21 16:38	75-69-4	
1,2,3-Trichloropropane	ND	ug/kg	6.8	3.4	1	06/28/21 12:00	06/28/21 16:38	96-18-4	
1,2,4-Trimethylbenzene	ND	ug/kg	6.8	1.9	1	06/28/21 12:00	06/28/21 16:38	95-63-6	
1,3,5-Trimethylbenzene	ND	ug/kg	6.8	2.3	1	06/28/21 12:00	06/28/21 16:38	108-67-8	
Vinyl acetate	ND	ug/kg	67.6	4.9	1	06/28/21 12:00	06/28/21 16:38	108-05-4	
Vinyl chloride	ND	ug/kg	13.5	3.4	1	06/28/21 12:00	06/28/21 16:38	75-01-4	
Xylene (Total)	ND	ug/kg	13.5	3.9	1	06/28/21 12:00	06/28/21 16:38	1330-20-7	
m&p-Xylene	ND	ug/kg	13.5	4.6	1	06/28/21 12:00	06/28/21 16:38	179601-23-1	
o-Xylene	ND	ug/kg	6.8	3.0	1	06/28/21 12:00	06/28/21 16:38	95-47-6	
Surrogates									
Toluene-d8 (S)	101	%	70-130		1	06/28/21 12:00	06/28/21 16:38	2037-26-5	
4-Bromofluorobenzene (S)	100	%	69-134		1	06/28/21 12:00	06/28/21 16:38	460-00-4	
1,2-Dichloroethane-d4 (S)	109	%	70-130		1	06/28/21 12:00	06/28/21 16:38	17060-07-0	
Percent Moisture	Analytical Method: SW-846 Pace Analytical Services - Charlotte								
Percent Moisture	**21.4**	%	0.10	0.10	1		06/28/21 14:47		N2

REPORT OF LABORATORY ANALYSIS

This report shall not be reproduced, except in full,
without the written consent of Pace Analytical Services, LLC.

Pace Analytical Services, LLC
9800 Kincey Ave. Suite 100
Huntersville, NC 28078
(704)875-9092

QUALITY CONTROL DATA

Project: CPC Huntersville/2020-L1-2448
Pace Project No.: 92546573

QC Batch: 630595
QC Batch Method: MADEP VPH
Analysis Method: MADEP VPH
Analysis Description: VPH NC Soil
Laboratory: Pace Analytical Services - Charlotte

Associated Lab Samples: 92546573001

METHOD BLANK: 3313147 Matrix: Solid
Associated Lab Samples: 92546573001

Parameter	Units	Blank Result	Reporting Limit	MDL	Analyzed	Qualifiers
Aliphatic (C05-C08)	mg/kg	ND	2.5	2.5	06/30/21 14:27	N2
Aromatic (C09-C10)	mg/kg	ND	2.5	2.5	06/30/21 14:27	N2
4-Bromofluorobenzene (FID) (S)	%	109	70-130		06/30/21 14:27	
4-Bromofluorobenzene (PID) (S)	%	106	70-130		06/30/21 14:27	

LABORATORY CONTROL SAMPLE & LCSD: 3313148 3313149

Parameter	Units	Spike Conc.	LCS Result	LCSD Result	LCS % Rec	LCSD % Rec	% Rec Limits	RPD	Max RPD	Qualifiers
Aliphatic (C05-C08)	mg/kg	15	11.2	10.7	75	72	70-130	5	25	N2
Aromatic (C09-C10)	mg/kg	5	5.7	5.7	114	115	70-130	1	25	N2
4-Bromofluorobenzene (FID) (S)	%				107	107	70-130			
4-Bromofluorobenzene (PID) (S)	%				101	101	70-130			

Results presented on this page are in the units indicated by the "Units" column except where an alternate unit is presented to the right of the result.

REPORT OF LABORATORY ANALYSIS

This report shall not be reproduced, except in full,
without the written consent of Pace Analytical Services, LLC.

Pace Analytical Services, LLC
9800 Kincey Ave. Suite 100
Huntersville, NC 28078
(704)875-9092

QUALITY CONTROL DATA

Project: CPC Huntersville/2020-L1-2448
Pace Project No.: 92546573

QC Batch: 630044
QC Batch Method: EPA 5035A/5030B
Analysis Method: EPA 8260D
Analysis Description: 8260D 5035A 5030B
Laboratory: Pace Analytical Services - Charlotte

Associated Lab Samples: 92546573001

METHOD BLANK: 3310760 Matrix: Solid
Associated Lab Samples: 92546573001

Parameter	Units	Blank Result	Reporting Limit	MDL	Analyzed	Qualifiers
1,1,1,2-Tetrachloroethane	ug/kg	ND	5.0	1.9	06/28/21 15:06	
1,1,1-Trichloroethane	ug/kg	ND	5.0	2.6	06/28/21 15:06	
1,1,2,2-Tetrachloroethane	ug/kg	ND	5.0	1.3	06/28/21 15:06	
1,1,2-Trichloroethane	ug/kg	ND	5.0	1.7	06/28/21 15:06	
1,1-Dichloroethane	ug/kg	ND	5.0	2.1	06/28/21 15:06	
1,1-Dichloroethene	ug/kg	ND	5.0	2.1	06/28/21 15:06	
1,1-Dichloropropene	ug/kg	ND	5.0	2.4	06/28/21 15:06	
1,2,3-Trichlorobenzene	ug/kg	ND	5.0	4.0	06/28/21 15:06	
1,2,3-Trichloropropane	ug/kg	ND	5.0	2.5	06/28/21 15:06	
1,2,4-Trichlorobenzene	ug/kg	ND	5.0	4.2	06/28/21 15:06	
1,2,4-Trimethylbenzene	ug/kg	ND	5.0	1.4	06/28/21 15:06	
1,2-Dibromo-3-chloropropane	ug/kg	ND	5.0	1.9	06/28/21 15:06	
1,2-Dibromoethane (EDB)	ug/kg	ND	5.0	2.2	06/28/21 15:06	
1,2-Dichlorobenzene	ug/kg	ND	5.0	1.8	06/28/21 15:06	
1,2-Dichloroethane	ug/kg	ND	5.0	3.3	06/28/21 15:06	
1,2-Dichloropropane	ug/kg	ND	5.0	1.5	06/28/21 15:06	
1,3,5-Trimethylbenzene	ug/kg	ND	5.0	1.7	06/28/21 15:06	
1,3-Dichlorobenzene	ug/kg	ND	5.0	1.6	06/28/21 15:06	
1,3-Dichloropropane	ug/kg	ND	5.0	1.6	06/28/21 15:06	
1,4-Dichlorobenzene	ug/kg	ND	5.0	1.3	06/28/21 15:06	
2,2-Dichloropropane	ug/kg	ND	5.0	1.6	06/28/21 15:06	
2-Butanone (MEK)	ug/kg	ND	100	24.0	06/28/21 15:06	
2-Chlorotoluene	ug/kg	ND	5.0	1.8	06/28/21 15:06	
2-Hexanone	ug/kg	ND	50.0	4.8	06/28/21 15:06	
4-Chlorotoluene	ug/kg	ND	5.0	0.88	06/28/21 15:06	
4-Methyl-2-pentanone (MIBK)	ug/kg	ND	50.0	4.8	06/28/21 15:06	
Acetone	ug/kg	ND	100	32.1	06/28/21 15:06	
Benzene	ug/kg	ND	5.0	2.0	06/28/21 15:06	
Bromobenzene	ug/kg	ND	5.0	1.6	06/28/21 15:06	
Bromochloromethane	ug/kg	ND	5.0	1.5	06/28/21 15:06	
Bromodichloromethane	ug/kg	ND	5.0	1.9	06/28/21 15:06	
Bromoform	ug/kg	ND	5.0	1.8	06/28/21 15:06	
Bromomethane	ug/kg	ND	10.0	7.9	06/28/21 15:06	IK
Carbon tetrachloride	ug/kg	ND	5.0	1.9	06/28/21 15:06	
Chlorobenzene	ug/kg	ND	5.0	0.96	06/28/21 15:06	
Chloroethane	ug/kg	ND	10.0	3.9	06/28/21 15:06	
Chloroform	ug/kg	ND	5.0	3.0	06/28/21 15:06	
Chloromethane	ug/kg	ND	10.0	4.2	06/28/21 15:06	
cis-1,2-Dichloroethene	ug/kg	ND	5.0	1.7	06/28/21 15:06	
cis-1,3-Dichloropropene	ug/kg	ND	5.0	1.4	06/28/21 15:06	

Results presented on this page are in the units indicated by the "Units" column except where an alternate unit is presented to the right of the result.

REPORT OF LABORATORY ANALYSIS

This report shall not be reproduced, except in full,
without the written consent of Pace Analytical Services, LLC.

Pace Analytical Services, LLC
9800 Kincey Ave. Suite 100
Huntersville, NC 28078
(704)875-9092

QUALITY CONTROL DATA

Project: CPC Huntersville/2020-L1-2448
Pace Project No.: 92546573

METHOD BLANK: 3310760 Matrix: Solid
Associated Lab Samples: 92546573001

Parameter	Units	Blank Result	Reporting Limit	MDL	Analyzed	Qualifiers
Dibromochloromethane	ug/kg	ND	5.0	2.8	06/28/21 15:06	
Dibromomethane	ug/kg	ND	5.0	1.1	06/28/21 15:06	
Dichlorodifluoromethane	ug/kg	ND	10.0	2.2	06/28/21 15:06	
Diisopropyl ether	ug/kg	ND	5.0	1.4	06/28/21 15:06	
Ethylbenzene	ug/kg	ND	5.0	2.3	06/28/21 15:06	
Hexachloro-1,3-butadiene	ug/kg	ND	10.0	8.2	06/28/21 15:06	
Isopropylbenzene (Cumene)	ug/kg	ND	5.0	1.7	06/28/21 15:06	
m&p-Xylene	ug/kg	ND	10.0	3.4	06/28/21 15:06	
Methyl-tert-butyl ether	ug/kg	ND	5.0	1.9	06/28/21 15:06	
Methylene Chloride	ug/kg	ND	20.0	13.7	06/28/21 15:06	
n-Butylbenzene	ug/kg	ND	5.0	2.4	06/28/21 15:06	
n-Propylbenzene	ug/kg	ND	5.0	1.8	06/28/21 15:06	
Naphthalene	ug/kg	ND	5.0	2.6	06/28/21 15:06	
o-Xylene	ug/kg	ND	5.0	2.2	06/28/21 15:06	
p-Isopropyltoluene	ug/kg	ND	5.0	2.5	06/28/21 15:06	
sec-Butylbenzene	ug/kg	ND	5.0	2.2	06/28/21 15:06	
Styrene	ug/kg	ND	5.0	1.3	06/28/21 15:06	
tert-Butylbenzene	ug/kg	ND	5.0	1.8	06/28/21 15:06	
Tetrachloroethene	ug/kg	ND	5.0	1.6	06/28/21 15:06	
Toluene	ug/kg	ND	5.0	1.4	06/28/21 15:06	
trans-1,2-Dichloroethene	ug/kg	ND	5.0	1.8	06/28/21 15:06	
trans-1,3-Dichloropropene	ug/kg	ND	5.0	1.7	06/28/21 15:06	
Trichloroethene	ug/kg	ND	5.0	1.3	06/28/21 15:06	
Trichlorofluoromethane	ug/kg	ND	5.0	2.8	06/28/21 15:06	
Vinyl acetate	ug/kg	ND	50.0	3.6	06/28/21 15:06	
Vinyl chloride	ug/kg	ND	10.0	2.5	06/28/21 15:06	
Xylene (Total)	ug/kg	ND	10.0	2.8	06/28/21 15:06	
1,2-Dichloroethane-d4 (S)	%	113	70-130		06/28/21 15:06	
4-Bromofluorobenzene (S)	%	98	69-134		06/28/21 15:06	
Toluene-d8 (S)	%	100	70-130		06/28/21 15:06	

LABORATORY CONTROL SAMPLE: 3310761

Parameter	Units	Spike Conc.	LCS Result	LCS % Rec	% Rec Limits	Qualifiers
1,1,1,2-Tetrachloroethane	ug/kg	1250	1110	89	70-130	
1,1,1-Trichloroethane	ug/kg	1250	993	79	70-130	
1,1,2,2-Tetrachloroethane	ug/kg	1250	1040	83	70-130	
1,1,2-Trichloroethane	ug/kg	1250	1000	80	70-130	
1,1-Dichloroethane	ug/kg	1250	1120	90	70-130	
1,1-Dichloroethene	ug/kg	1250	1150	92	70-130	
1,1-Dichloropropene	ug/kg	1250	1090	87	70-130	
1,2,3-Trichlorobenzene	ug/kg	1250	1150	92	65-130	
1,2,3-Trichloropropane	ug/kg	1250	1100	88	70-130	
1,2,4-Trichlorobenzene	ug/kg	1250	1160	92	68-130	

Results presented on this page are in the units indicated by the "Units" column except where an alternate unit is presented to the right of the result.

REPORT OF LABORATORY ANALYSIS

This report shall not be reproduced, except in full,
without the written consent of Pace Analytical Services, LLC.

Pace Analytical Services, LLC
9800 Kincey Ave. Suite 100
Huntersville, NC 28078
(704)875-9092

QUALITY CONTROL DATA

Project: CPC Huntersville/2020-L1-2448
Pace Project No.: 92546573

LABORATORY CONTROL SAMPLE: 3310761

Parameter	Units	Spike Conc.	LCS Result	LCS % Rec	% Rec Limits	Qualifiers
1,2,4-Trimethylbenzene	ug/kg	1250	1140	92	70-130	
1,2-Dibromo-3-chloropropane	ug/kg	1250	1050	84	70-130	
1,2-Dibromoethane (EDB)	ug/kg	1250	1100	88	70-130	
1,2-Dichlorobenzene	ug/kg	1250	1120	89	70-130	
1,2-Dichloroethane	ug/kg	1250	1040	84	63-130	
1,2-Dichloropropane	ug/kg	1250	1100	88	70-130	
1,3,5-Trimethylbenzene	ug/kg	1250	1140	91	70-130	
1,3-Dichlorobenzene	ug/kg	1250	1110	89	70-130	
1,3-Dichloropropane	ug/kg	1250	1130	90	70-130	
1,4-Dichlorobenzene	ug/kg	1250	1100	88	70-130	
2,2-Dichloropropane	ug/kg	1250	1030	83	66-130	
2-Butanone (MEK)	ug/kg	2500	2100	84	70-130	
2-Chlorotoluene	ug/kg	1250	1180	94	70-130	
2-Hexanone	ug/kg	2500	2230	89	70-130	
4-Chlorotoluene	ug/kg	1250	1110	89	70-130	
4-Methyl-2-pentanone (MIBK)	ug/kg	2500	2170	87	70-130	
Acetone	ug/kg	2500	2070	83	69-130	
Benzene	ug/kg	1250	1070	86	70-130	
Bromobenzene	ug/kg	1250	1170	93	70-130	
Bromochloromethane	ug/kg	1250	1100	88	70-130	
Bromodichloromethane	ug/kg	1250	987	79	69-130	
Bromoform	ug/kg	1250	1060	85	70-130	
Bromomethane	ug/kg	1250	1300	104	52-130	IK
Carbon tetrachloride	ug/kg	1250	1100	88	70-130	
Chlorobenzene	ug/kg	1250	1130	91	70-130	
Chloroethane	ug/kg	1250	1190	95	65-130	
Chloroform	ug/kg	1250	1170	94	70-130	
Chloromethane	ug/kg	1250	946	76	55-130	
cis-1,2-Dichloroethene	ug/kg	1250	1100	88	70-130	
cis-1,3-Dichloropropene	ug/kg	1250	1090	87	70-130	
Dibromochloromethane	ug/kg	1250	1110	89	70-130	
Dibromomethane	ug/kg	1250	1080	86	70-130	
Dichlorodifluoromethane	ug/kg	1250	937	75	45-156	
Diisopropyl ether	ug/kg	1250	1040	83	70-130	
Ethylbenzene	ug/kg	1250	1240	99	70-130	
Hexachloro-1,3-butadiene	ug/kg	1250	1240	99	66-130	
Isopropylbenzene (Cumene)	ug/kg	1250	1160	93	70-130	
m&p-Xylene	ug/kg	2500	2280	91	70-130	
Methyl-tert-butyl ether	ug/kg	1250	1030	83	70-130	
Methylene Chloride	ug/kg	1250	1160	93	65-130	
n-Butylbenzene	ug/kg	1250	1220	98	67-130	
n-Propylbenzene	ug/kg	1250	1210	97	70-130	
Naphthalene	ug/kg	1250	1070	86	70-130	
o-Xylene	ug/kg	1250	1140	91	70-130	
p-Isopropyltoluene	ug/kg	1250	1160	93	67-130	
sec-Butylbenzene	ug/kg	1250	1160	93	69-130	
Styrene	ug/kg	1250	1140	91	70-130	

Results presented on this page are in the units indicated by the "Units" column except where an alternate unit is presented to the right of the result.

REPORT OF LABORATORY ANALYSIS

This report shall not be reproduced, except in full,
without the written consent of Pace Analytical Services, LLC.

Pace Analytical Services, LLC
9800 Kincey Ave. Suite 100
Huntersville, NC 28078
(704)875-9092

QUALITY CONTROL DATA

Project: CPC Huntersville/2020-L1-2448
Pace Project No.: 92546573

LABORATORY CONTROL SAMPLE: 3310761

Parameter	Units	Spike Conc.	LCS Result	LCS % Rec	% Rec Limits	Qualifiers
tert-Butylbenzene	ug/kg	1250	1090	87	67-130	
Tetrachloroethene	ug/kg	1250	1050	84	70-130	
Toluene	ug/kg	1250	1040	83	70-130	
trans-1,2-Dichloroethene	ug/kg	1250	1120	90	70-130	
trans-1,3-Dichloropropene	ug/kg	1250	1090	87	68-130	
Trichloroethene	ug/kg	1250	1090	87	70-130	
Trichlorofluoromethane	ug/kg	1250	1090	87	70-130	
Vinyl acetate	ug/kg	2500	2360	94	70-130	
Vinyl chloride	ug/kg	1250	1090	87	61-130	
Xylene (Total)	ug/kg	3750	3420	91	70-130	
1,2-Dichloroethane-d4 (S)	%			101	70-130	
4-Bromofluorobenzene (S)	%			97	69-134	
Toluene-d8 (S)	%			101	70-130	

MATRIX SPIKE SAMPLE: 3310763

Parameter	Units	92545115001 Result	Spike Conc.	MS Result	MS % Rec	% Rec Limits	Qualifiers
1,1,1,2-Tetrachloroethane	ug/kg	<2.5	650	474	73	70-131	
1,1,1-Trichloroethane	ug/kg	<3.4	650	450	69	65-133	
1,1,2,2-Tetrachloroethane	ug/kg	<1.7	650	447	69	66-130	
1,1,2-Trichloroethane	ug/kg	<2.2	650	427	66	66-133	
1,1-Dichloroethane	ug/kg	<2.7	650	494	76	65-130	
1,1-Dichloroethene	ug/kg	<2.7	650	567	87	10-158	
1,1-Dichloropropene	ug/kg	<3.1	650	497	76	68-133	
1,2,3-Trichlorobenzene	ug/kg	<5.3	650	508	78	27-138	
1,2,3-Trichloropropane	ug/kg	<3.3	650	466	72	67-130	
1,2,4-Trichlorobenzene	ug/kg	<5.5	650	503	77	51-134	
1,2,4-Trimethylbenzene	ug/kg	<1.8	650	480	74	63-136	
1,2-Dibromo-3-chloropropane	ug/kg	<2.5	650	397	61	32-130	
1,2-Dibromoethane (EDB)	ug/kg	<2.9	650	491	76	70-130	
1,2-Dichlorobenzene	ug/kg	<2.3	650	475	73	69-130	
1,2-Dichloroethane	ug/kg	<4.3	650	476	73	59-130	
1,2-Dichloropropane	ug/kg	<1.9	650	484	74	70-130	
1,3,5-Trimethylbenzene	ug/kg	<2.2	650	491	76	65-137	
1,3-Dichlorobenzene	ug/kg	<2.0	650	478	74	70-130	
1,3-Dichloropropane	ug/kg	<2.0	650	512	79	70-130	
1,4-Dichlorobenzene	ug/kg	<1.7	650	479	74	68-130	
2,2-Dichloropropane	ug/kg	<2.1	650	426	66	32-130	
2-Butanone (MEK)	ug/kg	<31.2	1300	833	64	10-136	
2-Chlorotoluene	ug/kg	<2.3	650	501	77	69-141	
2-Hexanone	ug/kg	<6.3	1300	908	70	10-144	
4-Chlorotoluene	ug/kg	<1.2	650	469	72	70-132	
4-Methyl-2-pentanone (MIBK)	ug/kg	<6.3	1300	904	70	25-143	
Acetone	ug/kg	<41.7	1300	818	63	10-130	
Benzene	ug/kg	<2.6	650	485	75	67-130	

Results presented on this page are in the units indicated by the "Units" column except where an alternate unit is presented to the right of the result.

REPORT OF LABORATORY ANALYSIS

This report shall not be reproduced, except in full,
without the written consent of Pace Analytical Services, LLC.

Pace Analytical Services, LLC
9800 Kincey Ave. Suite 100
Huntersville, NC 28078
(704)875-9092

QUALITY CONTROL DATA

Project: CPC Huntersville/2020-L1-2448
Pace Project No.: 92546573

MATRIX SPIKE SAMPLE: 3310763

Parameter	Units	92545115001 Result	Spike Conc.	MS Result	MS % Rec	% Rec Limits	Qualifiers
Bromobenzene	ug/kg	<2.1	650	486	75	70-130	
Bromochloromethane	ug/kg	<1.9	650	463	71	69-134	
Bromodichloromethane	ug/kg	<2.5	650	409	63	64-130	M1
Bromoform	ug/kg	<2.3	650	398	61	62-130	M1
Bromomethane	ug/kg	<10.3	650	332	51	20-176	IK
Carbon tetrachloride	ug/kg	<2.4	650	462	71	65-140	
Chlorobenzene	ug/kg	<1.2	650	511	79	70-130	
Chloroethane	ug/kg	<5.0	650	206	32	10-130	
Chloroform	ug/kg	<4.0	650	510	79	63-130	
Chloromethane	ug/kg	<5.5	650	549	84	58-130	
cis-1,2-Dichloroethene	ug/kg	<2.2	650	496	76	66-130	
cis-1,3-Dichloropropene	ug/kg	<1.8	650	456	70	67-130	
Dibromochloromethane	ug/kg	<3.7	650	435	67	67-130	
Dibromomethane	ug/kg	<1.4	650	465	71	63-131	
Dichlorodifluoromethane	ug/kg	<2.8	650	488	75	44-180	
Diisopropyl ether	ug/kg	<1.8	650	454	70	63-130	
Ethylbenzene	ug/kg	<3.0	650	555	85	66-130	
Hexachloro-1,3-butadiene	ug/kg	<10.6	650	558	86	64-150	
Isopropylbenzene (Cumene)	ug/kg	<2.2	650	529	81	69-135	
m&p-Xylene	ug/kg	<4.4	1300	1030	80	60-133	
Methyl-tert-butyl ether	ug/kg	<2.4	650	446	69	65-130	
Methylene Chloride	ug/kg	<17.8	650	558	86	61-130	
n-Butylbenzene	ug/kg	<3.1	650	543	84	65-140	
n-Propylbenzene	ug/kg	<2.3	650	524	81	67-140	
Naphthalene	ug/kg	<3.4	650	461	71	15-145	
o-Xylene	ug/kg	<2.9	650	506	78	66-133	
p-Isopropyltoluene	ug/kg	<3.2	650	498	77	56-147	
sec-Butylbenzene	ug/kg	<2.9	650	527	81	65-139	
Styrene	ug/kg	<1.7	650	481	74	70-132	
tert-Butylbenzene	ug/kg	<2.3	650	485	75	62-135	
Tetrachloroethene	ug/kg	<2.1	650	470	72	70-135	
Toluene	ug/kg	<1.8	650	473	73	67-130	
trans-1,2-Dichloroethene	ug/kg	<2.3	650	509	78	69-130	
trans-1,3-Dichloropropene	ug/kg	<2.2	650	441	68	62-130	
Trichloroethene	ug/kg	<1.7	650	489	75	70-135	
Trichlorofluoromethane	ug/kg	<3.6	650	165	25	10-130	
Vinyl acetate	ug/kg	<4.7	1300	1000	77	53-130	
Vinyl chloride	ug/kg	<3.3	650	517	80	61-148	
Xylene (Total)	ug/kg	<3.7	1950	1540	79	63-132	
1,2-Dichloroethane-d4 (S)	%				110	70-130	
4-Bromofluorobenzene (S)	%				98	69-134	
Toluene-d8 (S)	%				100	70-130	

Results presented on this page are in the units indicated by the "Units" column except where an alternate unit is presented to the right of the result.

REPORT OF LABORATORY ANALYSIS

This report shall not be reproduced, except in full,
without the written consent of Pace Analytical Services, LLC.

Pace Analytical Services, LLC
9800 Kincey Ave. Suite 100
Huntersville, NC 28078
(704)875-9092

QUALITY CONTROL DATA

Project: CPC Huntersville/2020-L1-2448
Pace Project No.: 92546573

SAMPLE DUPLICATE: 3310762

Parameter	Units	92546385002 Result	Dup Result	RPD	Max RPD	Qualifiers
1,1,1,2-Tetrachloroethane	ug/kg	<2.4	ND		30	
1,1,1-Trichloroethane	ug/kg	<3.2	ND		30	
1,1,2,2-Tetrachloroethane	ug/kg	<1.6	ND		30	
1,1,2-Trichloroethane	ug/kg	<2.1	ND		30	
1,1-Dichloroethane	ug/kg	<2.6	ND		30	
1,1-Dichloroethene	ug/kg	<2.6	ND		30	
1,1-Dichloropropene	ug/kg	<3.0	ND		30	
1,2,3-Trichlorobenzene	ug/kg	<5.0	ND		30	
1,2,3-Trichloropropane	ug/kg	<3.1	ND		30	
1,2,4-Trichlorobenzene	ug/kg	<5.2	ND		30	
1,2,4-Trimethylbenzene	ug/kg	49.1	33.9	37	30	D6
1,2-Dibromo-3-chloropropane	ug/kg	<2.4	ND		30	
1,2-Dibromoethane (EDB)	ug/kg	<2.7	ND		30	
1,2-Dichlorobenzene	ug/kg	<2.2	ND		30	
1,2-Dichloroethane	ug/kg	<4.1	ND		30	
1,2-Dichloropropane	ug/kg	<1.9	ND		30	
1,3,5-Trimethylbenzene	ug/kg	<2.1	ND		30	
1,3-Dichlorobenzene	ug/kg	<1.9	ND		30	
1,3-Dichloropropane	ug/kg	<1.9	ND		30	
1,4-Dichlorobenzene	ug/kg	<1.6	ND		30	
2,2-Dichloropropane	ug/kg	<2.0	ND		30	
2-Butanone (MEK)	ug/kg	<29.8	ND		30	
2-Chlorotoluene	ug/kg	<2.2	ND		30	
2-Hexanone	ug/kg	<6.0	ND		30	
4-Chlorotoluene	ug/kg	<1.1	ND		30	
4-Methyl-2-pentanone (MIBK)	ug/kg	<6.0	ND		30	
Acetone	ug/kg	<39.8	ND		30	
Benzene	ug/kg	50.5	33.8	40	30	D6
Bromobenzene	ug/kg	<2.0	ND		30	
Bromochloromethane	ug/kg	<1.8	ND		30	
Bromodichloromethane	ug/kg	<2.4	ND		30	
Bromoform	ug/kg	<2.2	ND		30	
Bromomethane	ug/kg	<9.8	ND		30	IK
Carbon tetrachloride	ug/kg	<2.3	ND		30	
Chlorobenzene	ug/kg	<1.2	ND		30	
Chloroethane	ug/kg	<4.8	ND		30	
Chloroform	ug/kg	<3.8	ND		30	
Chloromethane	ug/kg	<5.2	ND		30	
cis-1,2-Dichloroethene	ug/kg	<2.1	ND		30	
cis-1,3-Dichloropropene	ug/kg	<1.7	ND		30	
Dibromochloromethane	ug/kg	<3.5	ND		30	
Dibromomethane	ug/kg	<1.3	ND		30	
Dichlorodifluoromethane	ug/kg	<2.7	ND		30	
Diisopropyl ether	ug/kg	<1.7	ND		30	
Ethylbenzene	ug/kg	25.6	15.9	47	30	D6
Hexachloro-1,3-butadiene	ug/kg	<10.2	ND		30	
Isopropylbenzene (Cumene)	ug/kg	<2.1	ND		30	

Results presented on this page are in the units indicated by the "Units" column except where an alternate unit is presented to the right of the result.

REPORT OF LABORATORY ANALYSIS

This report shall not be reproduced, except in full,
without the written consent of Pace Analytical Services, LLC.

Pace Analytical Services, LLC
9800 Kincey Ave. Suite 100
Huntersville, NC 28078
(704)875-9092

QUALITY CONTROL DATA

Project: CPC Huntersville/2020-L1-2448
Pace Project No.: 92546573

SAMPLE DUPLICATE: 3310762

Parameter	Units	92546385002 Result	Dup Result	RPD	Max RPD	Qualifiers
m&p-Xylene	ug/kg	98.9	68.5	36	30	D6
Methyl-tert-butyl ether	ug/kg	7.1	3.4J		30	
Methylene Chloride	ug/kg	<17.0	ND		30	
n-Butylbenzene	ug/kg	<2.9	ND		30	
n-Propylbenzene	ug/kg	<2.2	ND		30	
Naphthalene	ug/kg	<3.3	ND		30	
o-Xylene	ug/kg	21.7	14.4	40	30	D6
p-Isopropyltoluene	ug/kg	<3.1	ND		30	
sec-Butylbenzene	ug/kg	<2.7	ND		30	
Styrene	ug/kg	<1.6	ND		30	
tert-Butylbenzene	ug/kg	<2.2	ND		30	
Tetrachloroethene	ug/kg	<2.0	ND		30	
Toluene	ug/kg	9.4	6.9	30	30	
trans-1,2-Dichloroethene	ug/kg	<2.2	ND		30	
trans-1,3-Dichloropropene	ug/kg	<2.1	ND		30	
Trichloroethene	ug/kg	<1.6	ND		30	
Trichlorofluoromethane	ug/kg	<3.4	ND		30	
Vinyl acetate	ug/kg	<4.5	ND		30	
Vinyl chloride	ug/kg	<3.2	ND		30	
Xylene (Total)	ug/kg	121	82.9	37	30	
1,2-Dichloroethane-d4 (S)	%	108	110			
4-Bromofluorobenzene (S)	%	99	101			
Toluene-d8 (S)	%	102	101			

Results presented on this page are in the units indicated by the "Units" column except where an alternate unit is presented to the right of the result.

REPORT OF LABORATORY ANALYSIS

This report shall not be reproduced, except in full,
without the written consent of Pace Analytical Services, LLC.

Pace Analytical Services, LLC
9800 Kincey Ave. Suite 100
Huntersville, NC 28078
(704)875-9092

QUALITY CONTROL DATA

Project: CPC Huntersville/2020-L1-2448
Pace Project No.: 92546573

QC Batch: 630099
QC Batch Method: SW-846
Analysis Method: SW-846
Analysis Description: Dry Weight/Percent Moisture
Laboratory: Pace Analytical Services - Charlotte

Associated Lab Samples: 92546573001

SAMPLE DUPLICATE: 3311049

Parameter	Units	92546573001 Result	Dup Result	RPD	Max RPD	Qualifiers
Percent Moisture	%	21.4	21.9	2	25	N2

SAMPLE DUPLICATE: 3311050

Parameter	Units	92546446003 Result	Dup Result	RPD	Max RPD	Qualifiers
Percent Moisture	%	62.9	62.7	0	25	N2

Results presented on this page are in the units indicated by the "Units" column except where an alternate unit is presented to the right of the result.

REPORT OF LABORATORY ANALYSIS

This report shall not be reproduced, except in full,
without the written consent of Pace Analytical Services, LLC.

Pace Analytical Services, LLC
9800 Kincey Ave. Suite 100
Huntersville, NC 28078
(704)875-9092

QUALIFIERS

Project: CPC Huntersville/2020-L1-2448
Pace Project No.: 92546573

DEFINITIONS

DF - Dilution Factor, if reported, represents the factor applied to the reported data due to dilution of the sample aliquot.

ND - Not Detected at or above adjusted reporting limit.

TNTC - Too Numerous To Count

J - Estimated concentration above the adjusted method detection limit and below the adjusted reporting limit.

MDL - Adjusted Method Detection Limit.

PQL - Practical Quantitation Limit.

RL - Reporting Limit - The lowest concentration value that meets project requirements for quantitative data with known precision and bias for a specific analyte in a specific matrix.

S - Surrogate

1,2-Diphenylhydrazine decomposes to and cannot be separated from Azobenzene using Method 8270. The result for each analyte is a combined concentration.

Consistent with EPA guidelines, unrounded data are displayed and have been used to calculate % recovery and RPD values.

LCS(D) - Laboratory Control Sample (Duplicate)

MS(D) - Matrix Spike (Duplicate)

DUP - Sample Duplicate

RPD - Relative Percent Difference

NC - Not Calculable.

SG - Silica Gel - Clean-Up

U - Indicates the compound was analyzed for, but not detected.

Acid preservation may not be appropriate for 2 Chloroethylvinyl ether.

A separate vial preserved to a pH of 4-5 is recommended in SW846 Chapter 4 for the analysis of Acrolein and Acrylonitrile by EPA Method 8260.

N-Nitrosodiphenylamine decomposes and cannot be separated from Diphenylamine using Method 8270. The result reported for each analyte is a combined concentration.

Pace Analytical is TNI accredited. Contact your Pace PM for the current list of accredited analytes.

TNI - The NELAC Institute.

ANALYTE QUALIFIERS

C7	Analyte is a possible laboratory contaminant (not present in method blank).
D6	The precision between the sample and sample duplicate exceeded laboratory control limits.
IK	The recalculated concentration of the calibration standard(s) did not meet method acceptance criteria; this result should be considered an estimated value.
M1	Matrix spike recovery exceeded QC limits. Batch accepted based on laboratory control sample (LCS) recovery.
N2	The lab does not hold NELAC/TNI accreditation for this parameter but other accreditations/certifications may apply. A complete list of accreditations/certifications is available upon request.

This report shall not be reproduced, except in full,
without the written consent of Pace Analytical Services, LLC.

Pace Analytical Services, LLC
9800 Kincey Ave. Suite 100
Huntersville, NC 28078
(704)875-9092

QUALITY CONTROL DATA CROSS REFERENCE TABLE

Project: CPC Huntersville/2020-L1-2448
Pace Project No.: 92546573

Lab ID	Sample ID	QC Batch Method	QC Batch	Analytical Method	Analytical Batch
92546573001	**Whitby-SB-17B (25-27')**	MADEP VPH	630595	MADEP VPH	630622
92546573001	**Whitby-SB-17B (25-27')**	EPA 5035A/5030B	630044	EPA 8260D	630090
92546573001	**Whitby-SB-17B (25-27')**	SW-846	630099		

This report shall not be reproduced, except in full,
without the written consent of Pace Analytical Services, LLC.

Pace Analytical®

CHAIN-OF-CUSTODY Analytical Request Document

Chain-of-Custody is a LEGAL DOCUMENT - Complete all relevent fields

LAB USE ONLY- Affix Workorder/Login Label Here or List Pace Work...

WO# : 92546573

92546573

ALL

Container Preser...

6 6

** Preservative Types: (1) nitric acid, (2) sulfuric acid, (3) hydrochloric acid, (4) sodium hydroxide, (5) zinc acetate, (6) methanol, (7) sodium bisulfate, (8) sodium thiosulfate, (9) hexane, (A) ascorbic acid, (B) ammonium sulfate, (C) ammonium hydroxide, (D) TSP, (U) Unpreserved, (O) Other _____

Company: Apex Companies, LLC

Address: 5900 Northwoods Bus. Pkwy Ste O

Report To: Andrew Street

Copy To: John Strecker

Customer Project Name/Number: CPC Huntersville/CPC21028

Phone:
Email:

Site/Facility ID #:

Collected By (print): Joel Schlaudt

Collected By (signature):

Sample Disposal:
[ ] Dispose as appropriate [ ] Return
[ ] Archive: _____
[ ] Hold: _____

Billing Information:

Email To:

Site Collection Info/Address:

State: NC County/City: Huntersville Time Zone Collected: [ ] PT [ ] MT [ ] CT [X] ET

Compliance Monitoring? [ ] Yes [X] No

Purchase Order #: 2020-L1-2248
Quote #:

DW PWS ID #:
DW Location Code:

Turnaround Date Required:

Immediately Packed on Ice: [X] Yes [ ] No

Rush: [ ] Same Day [ ] Next Day [ ] 2 Day [ ] 3 Day [ ] 4 Day [ ] 5 Day (Expedite Charges Apply)

Field Filtered (if applicable): [ ] Yes [X] No

Analysis: _____

* Matrix Codes (Insert in Matrix box below): Drinking Water (DW), Ground Water (GW), Wastewater (WW), Product (P), Soil/Solid (SL), Oil (OL), Wipe (WP), Air (AR), Tissue (TS), Bioassay (B), Vapor (V), Other (OT)

Analyses

Customer Sample ID	Matrix*	Comp / Grab	Collected (or Composite Start) Date	Collected (or Composite Start) Time	Composite End Date	Composite End Time	Res Cl	# of Ctns	MADEP VPH	VOCs by 8260 D	Lab Profile/Line:
Whitby-SB-17B	SL	G	06-25-21	1410				3	X	X	92546573 001

Lab Profile/Line:

Lab Sample Receipt Checklist:

Custody Seals Present/Intact	Y N NA
Custody Signatures Present	Y N NA
Collector Signature Present	Y N NA
Bottles Intact	Y N NA
Correct Bottles	Y N NA
Sufficient Volume	Y N NA
Samples Received on Ice	Y N NA
VOA - Headspace Acceptable	Y N NA
USDA Regulated Soils	Y N NA
Samples in Holding Time	Y N NA
Residual Chlorine Present	Y N NA
Cl Strips:	
Sample pH Acceptable	Y N NA
pH Strips:	
Sulfide Present	Y N NA
Lead Acetate Strips:	

LAB USE ONLY:
Lab Sample # / Comments:

Customer Remarks / Special Conditions / Possible Hazards:

Type of Ice Used: Wet Blue Dry None

Packing Material Used:

Radchem sample(s) screened (<500 cpm): Y N NA

SHORT HOLDS PRESENT (<72 hours): Y N N/A

Lab Tracking #: 2615445

Samples received via: FEDEX UPS Client Courier Pace Courier

Lab Sample Temperature Info:
Temp Blank Received: Y N NA
Therm ID#: IR 9CT064
Cooler 1 Temp Upon Receipt: 2.8 oC
Cooler 1 Therm Corr. Factor: -.1 oC
Cooler 1 Corrected Temp: 2.7 oC
Comments:

Relinquished by/Company: (Signature)	Date/Time:	Received by/Company: (Signature)	Date/Time:
/APEX	06-25-2021/1450		6.25.21 / 1450
	6.25.21 / 1755	Pace	6-25-21 17:55

MTJL LAB USE ONLY
Table #:
Acctnum:
Template:
Prelogin:
PM:
PB:

Trip Blank Received: Y N NA
HCL MeOH TSP Other

Non Conformance(s): YES / NO

Page: 1 of: 1

Pace Analytical Services, LLC
9800 Kincey Ave. Suite 100
Huntersville, NC 28078
(704)875-9092

July 02, 2021

Andrew Street
Apex Companies - NC
5900 Northwoods Business Pkwy
Suite 5900-0
Charlotte, NC 28269

RE: Project: CPC Huntersville/2020-L1-2448
Pace Project No.: 92546589

Dear Andrew Street:

Enclosed are the analytical results for sample(s) received by the laboratory on June 25, 2021. The results relate only to the samples included in this report. Results reported herein conform to the applicable TNI/NELAC Standards and the laboratory's Quality Manual, where applicable, unless otherwise noted in the body of the report.

The test results provided in this final report were generated by each of the following laboratories within the Pace Network:

- Pace Analytical Services - Charlotte

If you have any questions concerning this report, please feel free to contact me.

Sincerely,

Angela M. Baioni

Angela Baioni
angela.baioni@pacelabs.com
(704)875-9092
Project Manager

Enclosures

cc: J Culbreath, Colonial Pipeline Company
Naomi Fretz, APEX Companies, LLC
Robert Hughes, Colonial Pipeline
Cameron Lee, Montrose-EPS
Jamie Moran, APEX Companies, LLC
Jeff Morrison, Colonial Pipeline Company
Tom Naumann, APEX Companies - NC
Joe Nicolette, Montrose-EPS
Christopher Schultz, Apex Companies
Matt Teixeira, Apex Companies, LLC
Michael Verdon, Colonial Pipeline Company
JM Wyatt, Colonial Pipeline Company

REPORT OF LABORATORY ANALYSIS

This report shall not be reproduced, except in full,
without the written consent of Pace Analytical Services, LLC.

Pace Analytical Services, LLC
9800 Kincey Ave. Suite 100
Huntersville, NC 28078
(704)875-9092

CERTIFICATIONS

Project: CPC Huntersville/2020-L1-2448
Pace Project No.: 92546589

Pace Analytical Services Charlotte
9800 Kincey Ave. Ste 100, Huntersville, NC 28078
Louisiana/NELAP Certification # LA170028
North Carolina Drinking Water Certification #: 37706
North Carolina Field Services Certification #: 5342
North Carolina Wastewater Certification #: 12
South Carolina Certification #: 99006001
Florida/NELAP Certification #: E87627
Kentucky UST Certification #: 84
Virginia/VELAP Certification #: 460221

This report shall not be reproduced, except in full,
without the written consent of Pace Analytical Services, LLC.

Pace Analytical Services, LLC
9800 Kincey Ave. Suite 100
Huntersville, NC 28078
(704)875-9092

SAMPLE SUMMARY

Project: CPC Huntersville/2020-L1-2448
Pace Project No.: 92546589

Lab ID	Sample ID	Matrix	Date Collected	Date Received
92546589001	**BC3 0-2**	Solid	06/25/21 10:15	06/25/21 17:55
92546589002	**BC3 2-4**	Solid	06/25/21 10:20	06/25/21 17:55
92546589003	**BC2 0-2**	Solid	06/25/21 11:06	06/25/21 17:55
92546589004	**BC2 22-24**	Solid	06/25/21 11:17	06/25/21 17:55
92546589005	**BC1 0-2**	Solid	06/25/21 13:40	06/25/21 17:55
92546589006	**BC1 8-10**	Solid	06/25/21 13:45	06/25/21 17:55
92546589007	**BB1 0-2**	Solid	06/25/21 14:25	06/25/21 17:55
92546589008	**BB1 16-18**	Solid	06/25/21 14:55	06/25/21 17:55
92546589009	**BA1 0-2**	Solid	06/25/21 16:15	06/25/21 17:55
92546589010	**BA1 12-14**	Solid	06/25/21 16:25	06/25/21 17:55
92546589011	**BA1 32-34**	Solid	06/25/21 16:25	06/25/21 17:55

This report shall not be reproduced, except in full,
without the written consent of Pace Analytical Services, LLC.

Pace Analytical Services, LLC
9800 Kincey Ave. Suite 100
Huntersville, NC 28078
(704)875-9092

SAMPLE ANALYTE COUNT

Project: CPC Huntersville/2020-L1-2448
Pace Project No.: 92546589

Lab ID	Sample ID	Method	Analysts	Analytes Reported	Laboratory
92546589001	**BC3 0-2**	MADEP VPH	MAD	6	PASI-C
		EPA 8260D	LMB	70	PASI-C
		SW-846	KDF	1	PASI-C
92546589002	**BC3 2-4**	MADEP VPH	MAD	6	PASI-C
		EPA 8260D	LMB	70	PASI-C
		SW-846	KDF	1	PASI-C
92546589003	**BC2 0-2**	MADEP VPH	MAD	6	PASI-C
		EPA 8260D	LMB	70	PASI-C
		SW-846	KDF	1	PASI-C
92546589004	**BC2 22-24**	MADEP VPH	MAD	6	PASI-C
		EPA 8260D	LMB	70	PASI-C
		SW-846	KDF	1	PASI-C
92546589005	**BC1 0-2**	MADEP VPH	MAD	6	PASI-C
		EPA 8260D	LMB	70	PASI-C
		SW-846	KDF	1	PASI-C
92546589006	**BC1 8-10**	MADEP VPH	MAD	6	PASI-C
		EPA 8260D	LMB	70	PASI-C
		SW-846	KDF	1	PASI-C
92546589007	**BB1 0-2**	MADEP VPH	MAD	6	PASI-C
		EPA 8260D	LMB	70	PASI-C
		SW-846	KDF	1	PASI-C
92546589008	**BB1 16-18**	MADEP VPH	MAD	6	PASI-C
		EPA 8260D	LMB	70	PASI-C
		SW-846	KDF	1	PASI-C
92546589009	**BA1 0-2**	MADEP VPH	MAD	6	PASI-C
		EPA 8260D	LMB	70	PASI-C
		SW-846	KDF	1	PASI-C
92546589010	**BA1 12-14**	MADEP VPH	MAD	6	PASI-C
		EPA 8260D	LMB	70	PASI-C
		SW-846	KDF	1	PASI-C
92546589011	**BA1 32-34**	MADEP VPH	MAD	6	PASI-C
		EPA 8260D	SAS	70	PASI-C
		SW-846	KDF	1	PASI-C

PASI-C = Pace Analytical Services - Charlotte

This report shall not be reproduced, except in full,
without the written consent of Pace Analytical Services, LLC.

Pace Analytical Services, LLC
9800 Kincey Ave. Suite 100
Huntersville, NC 28078
(704)875-9092

ANALYTICAL RESULTS

Project: CPC Huntersville/2020-L1-2448
Pace Project No.: 92546589

Sample: BC3 0-2 **Lab ID: 92546589001** Collected: 06/25/21 10:15 Received: 06/25/21 17:55 Matrix: Solid

Results reported on a "dry weight" basis and are adjusted for percent moisture, sample size and any dilutions.

Parameters	Results	Units	Report Limit	MDL	DF	Prepared	Analyzed	CAS No.	Qual
VPH NC Soil	Analytical Method: MADEP VPH Preparation Method: MADEP VPH Pace Analytical Services - Charlotte								
Total VPH (C5-C12)	ND	mg/kg	4.0	4.0	1	06/30/21 11:32	06/30/21 16:50		N2
Aliphatic (C05-C08)	ND	mg/kg	4.0	4.0	1	06/30/21 11:32	06/30/21 16:50		N2
Aliphatic(C09-C12) Adjusted	ND	mg/kg	4.0	4.0	1	06/30/21 11:32	06/30/21 16:50		N2
Aromatic (C09-C10)	ND	mg/kg	4.0	4.0	1	06/30/21 11:32	06/30/21 16:50		N2
Surrogates									
4-Bromofluorobenzene (FID) (S)	107	%	70-130		1	06/30/21 11:32	06/30/21 16:50	460-00-4	
4-Bromofluorobenzene (PID) (S)	103	%	70-130		1	06/30/21 11:32	06/30/21 16:50	460-00-4	
8260D/5035A/5030B Volatiles	Analytical Method: EPA 8260D Preparation Method: EPA 5035A/5030B Pace Analytical Services - Charlotte								
Acetone	ND	ug/kg	168	53.9	1	06/28/21 12:00	06/28/21 16:57	67-64-1	
Benzene	ND	ug/kg	8.4	3.3	1	06/28/21 12:00	06/28/21 16:57	71-43-2	
Bromobenzene	ND	ug/kg	8.4	2.7	1	06/28/21 12:00	06/28/21 16:57	108-86-1	
Bromochloromethane	ND	ug/kg	8.4	2.5	1	06/28/21 12:00	06/28/21 16:57	74-97-5	
Bromodichloromethane	ND	ug/kg	8.4	3.2	1	06/28/21 12:00	06/28/21 16:57	75-27-4	
Bromoform	ND	ug/kg	8.4	3.0	1	06/28/21 12:00	06/28/21 16:57	75-25-2	
Bromomethane	ND	ug/kg	16.8	13.3	1	06/28/21 12:00	06/28/21 16:57	74-83-9	IK
2-Butanone (MEK)	ND	ug/kg	168	40.3	1	06/28/21 12:00	06/28/21 16:57	78-93-3	
n-Butylbenzene	ND	ug/kg	8.4	4.0	1	06/28/21 12:00	06/28/21 16:57	104-51-8	
sec-Butylbenzene	ND	ug/kg	8.4	3.7	1	06/28/21 12:00	06/28/21 16:57	135-98-8	
tert-Butylbenzene	ND	ug/kg	8.4	3.0	1	06/28/21 12:00	06/28/21 16:57	98-06-6	
Carbon tetrachloride	ND	ug/kg	8.4	3.1	1	06/28/21 12:00	06/28/21 16:57	56-23-5	
Chlorobenzene	ND	ug/kg	8.4	1.6	1	06/28/21 12:00	06/28/21 16:57	108-90-7	
Chloroethane	ND	ug/kg	16.8	6.5	1	06/28/21 12:00	06/28/21 16:57	75-00-3	
Chloroform	ND	ug/kg	8.4	5.1	1	06/28/21 12:00	06/28/21 16:57	67-66-3	
Chloromethane	ND	ug/kg	16.8	7.1	1	06/28/21 12:00	06/28/21 16:57	74-87-3	
2-Chlorotoluene	ND	ug/kg	8.4	3.0	1	06/28/21 12:00	06/28/21 16:57	95-49-8	
4-Chlorotoluene	ND	ug/kg	8.4	1.5	1	06/28/21 12:00	06/28/21 16:57	106-43-4	
1,2-Dibromo-3-chloropropane	ND	ug/kg	8.4	3.3	1	06/28/21 12:00	06/28/21 16:57	96-12-8	
Dibromochloromethane	ND	ug/kg	8.4	4.7	1	06/28/21 12:00	06/28/21 16:57	124-48-1	
1,2-Dibromoethane (EDB)	ND	ug/kg	8.4	3.7	1	06/28/21 12:00	06/28/21 16:57	106-93-4	
Dibromomethane	ND	ug/kg	8.4	1.8	1	06/28/21 12:00	06/28/21 16:57	74-95-3	
1,2-Dichlorobenzene	ND	ug/kg	8.4	3.0	1	06/28/21 12:00	06/28/21 16:57	95-50-1	
1,3-Dichlorobenzene	ND	ug/kg	8.4	2.6	1	06/28/21 12:00	06/28/21 16:57	541-73-1	
1,4-Dichlorobenzene	ND	ug/kg	8.4	2.2	1	06/28/21 12:00	06/28/21 16:57	106-46-7	
Dichlorodifluoromethane	ND	ug/kg	16.8	3.6	1	06/28/21 12:00	06/28/21 16:57	75-71-8	
1,1-Dichloroethane	ND	ug/kg	8.4	3.5	1	06/28/21 12:00	06/28/21 16:57	75-34-3	
1,2-Dichloroethane	ND	ug/kg	8.4	5.6	1	06/28/21 12:00	06/28/21 16:57	107-06-2	
1,1-Dichloroethene	ND	ug/kg	8.4	3.5	1	06/28/21 12:00	06/28/21 16:57	75-35-4	
cis-1,2-Dichloroethene	ND	ug/kg	8.4	2.9	1	06/28/21 12:00	06/28/21 16:57	156-59-2	
trans-1,2-Dichloroethene	ND	ug/kg	8.4	2.9	1	06/28/21 12:00	06/28/21 16:57	156-60-5	
1,2-Dichloropropane	ND	ug/kg	8.4	2.5	1	06/28/21 12:00	06/28/21 16:57	78-87-5	
1,3-Dichloropropane	ND	ug/kg	8.4	2.6	1	06/28/21 12:00	06/28/21 16:57	142-28-9	
2,2-Dichloropropane	ND	ug/kg	8.4	2.7	1	06/28/21 12:00	06/28/21 16:57	594-20-7	

REPORT OF LABORATORY ANALYSIS

This report shall not be reproduced, except in full,
without the written consent of Pace Analytical Services, LLC.

Pace Analytical Services, LLC
9800 Kincey Ave. Suite 100
Huntersville, NC 28078
(704)875-9092

ANALYTICAL RESULTS

Project: CPC Huntersville/2020-L1-2448
Pace Project No.: 92546589

Sample: BC3 0-2 **Lab ID: 92546589001** Collected: 06/25/21 10:15 Received: 06/25/21 17:55 Matrix: Solid

Results reported on a "dry weight" basis and are adjusted for percent moisture, sample size and any dilutions.

Parameters	Results	Units	Report Limit	MDL	DF	Prepared	Analyzed	CAS No.	Qual
8260D/5035A/5030B Volatiles	Analytical Method: EPA 8260D Preparation Method: EPA 5035A/5030B Pace Analytical Services - Charlotte								
1,1-Dichloropropene	ND	ug/kg	8.4	4.0	1	06/28/21 12:00	06/28/21 16:57	563-58-6	
cis-1,3-Dichloropropene	ND	ug/kg	8.4	2.3	1	06/28/21 12:00	06/28/21 16:57	10061-01-5	
trans-1,3-Dichloropropene	ND	ug/kg	8.4	2.9	1	06/28/21 12:00	06/28/21 16:57	10061-02-6	
Diisopropyl ether	ND	ug/kg	8.4	2.3	1	06/28/21 12:00	06/28/21 16:57	108-20-3	
Ethylbenzene	ND	ug/kg	8.4	3.9	1	06/28/21 12:00	06/28/21 16:57	100-41-4	
Hexachloro-1,3-butadiene	ND	ug/kg	16.8	13.7	1	06/28/21 12:00	06/28/21 16:57	87-68-3	
2-Hexanone	ND	ug/kg	84.0	8.1	1	06/28/21 12:00	06/28/21 16:57	591-78-6	
Isopropylbenzene (Cumene)	ND	ug/kg	8.4	2.9	1	06/28/21 12:00	06/28/21 16:57	98-82-8	
p-Isopropyltoluene	ND	ug/kg	8.4	4.1	1	06/28/21 12:00	06/28/21 16:57	99-87-6	
Methylene Chloride	ND	ug/kg	33.6	23.0	1	06/28/21 12:00	06/28/21 16:57	75-09-2	
4-Methyl-2-pentanone (MIBK)	ND	ug/kg	84.0	8.1	1	06/28/21 12:00	06/28/21 16:57	108-10-1	
Methyl-tert-butyl ether	ND	ug/kg	8.4	3.1	1	06/28/21 12:00	06/28/21 16:57	1634-04-4	
Naphthalene	ND	ug/kg	8.4	4.4	1	06/28/21 12:00	06/28/21 16:57	91-20-3	
n-Propylbenzene	ND	ug/kg	8.4	3.0	1	06/28/21 12:00	06/28/21 16:57	103-65-1	
Styrene	**58.6**	ug/kg	8.4	2.2	1	06/28/21 12:00	06/28/21 16:57	100-42-5	
1,1,1,2-Tetrachloroethane	ND	ug/kg	8.4	3.2	1	06/28/21 12:00	06/28/21 16:57	630-20-6	
1,1,2,2-Tetrachloroethane	ND	ug/kg	8.4	2.2	1	06/28/21 12:00	06/28/21 16:57	79-34-5	
Tetrachloroethene	ND	ug/kg	8.4	2.7	1	06/28/21 12:00	06/28/21 16:57	127-18-4	
Toluene	**5.0J**	ug/kg	8.4	2.4	1	06/28/21 12:00	06/28/21 16:57	108-88-3	C7
1,2,3-Trichlorobenzene	ND	ug/kg	8.4	6.8	1	06/28/21 12:00	06/28/21 16:57	87-61-6	
1,2,4-Trichlorobenzene	ND	ug/kg	8.4	7.1	1	06/28/21 12:00	06/28/21 16:57	120-82-1	
1,1,1-Trichloroethane	ND	ug/kg	8.4	4.4	1	06/28/21 12:00	06/28/21 16:57	71-55-6	
1,1,2-Trichloroethane	ND	ug/kg	8.4	2.8	1	06/28/21 12:00	06/28/21 16:57	79-00-5	
Trichloroethene	ND	ug/kg	8.4	2.2	1	06/28/21 12:00	06/28/21 16:57	79-01-6	
Trichlorofluoromethane	ND	ug/kg	8.4	4.6	1	06/28/21 12:00	06/28/21 16:57	75-69-4	
1,2,3-Trichloropropane	ND	ug/kg	8.4	4.2	1	06/28/21 12:00	06/28/21 16:57	96-18-4	
1,2,4-Trimethylbenzene	ND	ug/kg	8.4	2.3	1	06/28/21 12:00	06/28/21 16:57	95-63-6	
1,3,5-Trimethylbenzene	ND	ug/kg	8.4	2.8	1	06/28/21 12:00	06/28/21 16:57	108-67-8	
Vinyl acetate	ND	ug/kg	84.0	6.1	1	06/28/21 12:00	06/28/21 16:57	108-05-4	
Vinyl chloride	ND	ug/kg	16.8	4.3	1	06/28/21 12:00	06/28/21 16:57	75-01-4	
Xylene (Total)	ND	ug/kg	16.8	4.8	1	06/28/21 12:00	06/28/21 16:57	1330-20-7	
m&p-Xylene	ND	ug/kg	16.8	5.7	1	06/28/21 12:00	06/28/21 16:57	179601-23-1	
o-Xylene	ND	ug/kg	8.4	3.7	1	06/28/21 12:00	06/28/21 16:57	95-47-6	
Surrogates									
Toluene-d8 (S)	102	%	70-130		1	06/28/21 12:00	06/28/21 16:57	2037-26-5	
4-Bromofluorobenzene (S)	99	%	69-134		1	06/28/21 12:00	06/28/21 16:57	460-00-4	
1,2-Dichloroethane-d4 (S)	107	%	70-130		1	06/28/21 12:00	06/28/21 16:57	17060-07-0	
Percent Moisture	Analytical Method: SW-846 Pace Analytical Services - Charlotte								
Percent Moisture	**22.5**	%	0.10	0.10	1		06/28/21 14:48		N2

REPORT OF LABORATORY ANALYSIS

This report shall not be reproduced, except in full,
without the written consent of Pace Analytical Services, LLC.

Pace Analytical Services, LLC
9800 Kincey Ave. Suite 100
Huntersville, NC 28078
(704)875-9092

ANALYTICAL RESULTS

Project: CPC Huntersville/2020-L1-2448
Pace Project No.: 92546589

Sample: BC3 2-4 **Lab ID: 92546589002** Collected: 06/25/21 10:20 Received: 06/25/21 17:55 Matrix: Solid

Results reported on a "dry weight" basis and are adjusted for percent moisture, sample size and any dilutions.

Parameters	Results	Units	Report Limit	MDL	DF	Prepared	Analyzed	CAS No.	Qual
VPH NC Soil	Analytical Method: MADEP VPH Preparation Method: MADEP VPH Pace Analytical Services - Charlotte								
Total VPH (C5-C12)	ND	mg/kg	4.1	4.1	1	06/30/21 11:32	06/30/21 17:18		N2
Aliphatic (C05-C08)	ND	mg/kg	4.1	4.1	1	06/30/21 11:32	06/30/21 17:18		N2
Aliphatic(C09-C12) Adjusted	ND	mg/kg	4.1	4.1	1	06/30/21 11:32	06/30/21 17:18		N2
Aromatic (C09-C10)	ND	mg/kg	4.1	4.1	1	06/30/21 11:32	06/30/21 17:18		N2
Surrogates									
4-Bromofluorobenzene (FID) (S)	107	%	70-130		1	06/30/21 11:32	06/30/21 17:18	460-00-4	
4-Bromofluorobenzene (PID) (S)	104	%	70-130		1	06/30/21 11:32	06/30/21 17:18	460-00-4	
8260D/5035A/5030B Volatiles	Analytical Method: EPA 8260D Preparation Method: EPA 5035A/5030B Pace Analytical Services - Charlotte								
Acetone	ND	ug/kg	163	52.4	1	06/28/21 12:00	06/28/21 17:15	67-64-1	
Benzene	ND	ug/kg	8.2	3.2	1	06/28/21 12:00	06/28/21 17:15	71-43-2	
Bromobenzene	ND	ug/kg	8.2	2.7	1	06/28/21 12:00	06/28/21 17:15	108-86-1	
Bromochloromethane	ND	ug/kg	8.2	2.4	1	06/28/21 12:00	06/28/21 17:15	74-97-5	
Bromodichloromethane	ND	ug/kg	8.2	3.2	1	06/28/21 12:00	06/28/21 17:15	75-27-4	
Bromoform	ND	ug/kg	8.2	2.9	1	06/28/21 12:00	06/28/21 17:15	75-25-2	
Bromomethane	ND	ug/kg	16.3	12.9	1	06/28/21 12:00	06/28/21 17:15	74-83-9	IK
2-Butanone (MEK)	ND	ug/kg	163	39.2	1	06/28/21 12:00	06/28/21 17:15	78-93-3	
n-Butylbenzene	ND	ug/kg	8.2	3.9	1	06/28/21 12:00	06/28/21 17:15	104-51-8	
sec-Butylbenzene	ND	ug/kg	8.2	3.6	1	06/28/21 12:00	06/28/21 17:15	135-98-8	
tert-Butylbenzene	ND	ug/kg	8.2	2.9	1	06/28/21 12:00	06/28/21 17:15	98-06-6	
Carbon tetrachloride	ND	ug/kg	8.2	3.1	1	06/28/21 12:00	06/28/21 17:15	56-23-5	
Chlorobenzene	ND	ug/kg	8.2	1.6	1	06/28/21 12:00	06/28/21 17:15	108-90-7	
Chloroethane	ND	ug/kg	16.3	6.3	1	06/28/21 12:00	06/28/21 17:15	75-00-3	
Chloroform	ND	ug/kg	8.2	5.0	1	06/28/21 12:00	06/28/21 17:15	67-66-3	
Chloromethane	ND	ug/kg	16.3	6.9	1	06/28/21 12:00	06/28/21 17:15	74-87-3	
2-Chlorotoluene	ND	ug/kg	8.2	2.9	1	06/28/21 12:00	06/28/21 17:15	95-49-8	
4-Chlorotoluene	ND	ug/kg	8.2	1.4	1	06/28/21 12:00	06/28/21 17:15	106-43-4	
1,2-Dibromo-3-chloropropane	ND	ug/kg	8.2	3.2	1	06/28/21 12:00	06/28/21 17:15	96-12-8	
Dibromochloromethane	ND	ug/kg	8.2	4.6	1	06/28/21 12:00	06/28/21 17:15	124-48-1	
1,2-Dibromoethane (EDB)	ND	ug/kg	8.2	3.6	1	06/28/21 12:00	06/28/21 17:15	106-93-4	
Dibromomethane	ND	ug/kg	8.2	1.7	1	06/28/21 12:00	06/28/21 17:15	74-95-3	
1,2-Dichlorobenzene	ND	ug/kg	8.2	2.9	1	06/28/21 12:00	06/28/21 17:15	95-50-1	
1,3-Dichlorobenzene	ND	ug/kg	8.2	2.5	1	06/28/21 12:00	06/28/21 17:15	541-73-1	
1,4-Dichlorobenzene	ND	ug/kg	8.2	2.1	1	06/28/21 12:00	06/28/21 17:15	106-46-7	
Dichlorodifluoromethane	ND	ug/kg	16.3	3.5	1	06/28/21 12:00	06/28/21 17:15	75-71-8	
1,1-Dichloroethane	ND	ug/kg	8.2	3.4	1	06/28/21 12:00	06/28/21 17:15	75-34-3	
1,2-Dichloroethane	ND	ug/kg	8.2	5.4	1	06/28/21 12:00	06/28/21 17:15	107-06-2	
1,1-Dichloroethene	ND	ug/kg	8.2	3.4	1	06/28/21 12:00	06/28/21 17:15	75-35-4	
cis-1,2-Dichloroethene	ND	ug/kg	8.2	2.8	1	06/28/21 12:00	06/28/21 17:15	156-59-2	
trans-1,2-Dichloroethene	ND	ug/kg	8.2	2.9	1	06/28/21 12:00	06/28/21 17:15	156-60-5	
1,2-Dichloropropane	ND	ug/kg	8.2	2.4	1	06/28/21 12:00	06/28/21 17:15	78-87-5	
1,3-Dichloropropane	ND	ug/kg	8.2	2.5	1	06/28/21 12:00	06/28/21 17:15	142-28-9	
2,2-Dichloropropane	ND	ug/kg	8.2	2.7	1	06/28/21 12:00	06/28/21 17:15	594-20-7	

REPORT OF LABORATORY ANALYSIS

This report shall not be reproduced, except in full,
without the written consent of Pace Analytical Services, LLC.

Pace Analytical Services, LLC
9800 Kincey Ave. Suite 100
Huntersville, NC 28078
(704)875-9092

ANALYTICAL RESULTS

Project: CPC Huntersville/2020-L1-2448
Pace Project No.: 92546589

Sample: BC3 2-4 **Lab ID: 92546589002** Collected: 06/25/21 10:20 Received: 06/25/21 17:55 Matrix: Solid

Results reported on a "dry weight" basis and are adjusted for percent moisture, sample size and any dilutions.

Parameters	Results	Units	Report Limit	MDL	DF	Prepared	Analyzed	CAS No.	Qual
8260D/5035A/5030B Volatiles	Analytical Method: EPA 8260D Preparation Method: EPA 5035A/5030B Pace Analytical Services - Charlotte								
1,1-Dichloropropene	ND	ug/kg	8.2	3.9	1	06/28/21 12:00	06/28/21 17:15	563-58-6	
cis-1,3-Dichloropropene	ND	ug/kg	8.2	2.2	1	06/28/21 12:00	06/28/21 17:15	10061-01-5	
trans-1,3-Dichloropropene	ND	ug/kg	8.2	2.8	1	06/28/21 12:00	06/28/21 17:15	10061-02-6	
Diisopropyl ether	ND	ug/kg	8.2	2.2	1	06/28/21 12:00	06/28/21 17:15	108-20-3	
Ethylbenzene	ND	ug/kg	8.2	3.8	1	06/28/21 12:00	06/28/21 17:15	100-41-4	
Hexachloro-1,3-butadiene	ND	ug/kg	16.3	13.4	1	06/28/21 12:00	06/28/21 17:15	87-68-3	
2-Hexanone	ND	ug/kg	81.6	7.9	1	06/28/21 12:00	06/28/21 17:15	591-78-6	
Isopropylbenzene (Cumene)	ND	ug/kg	8.2	2.8	1	06/28/21 12:00	06/28/21 17:15	98-82-8	
p-Isopropyltoluene	ND	ug/kg	8.2	4.0	1	06/28/21 12:00	06/28/21 17:15	99-87-6	
Methylene Chloride	ND	ug/kg	32.7	22.4	1	06/28/21 12:00	06/28/21 17:15	75-09-2	
4-Methyl-2-pentanone (MIBK)	ND	ug/kg	81.6	7.9	1	06/28/21 12:00	06/28/21 17:15	108-10-1	
Methyl-tert-butyl ether	ND	ug/kg	8.2	3.1	1	06/28/21 12:00	06/28/21 17:15	1634-04-4	
Naphthalene	ND	ug/kg	8.2	4.3	1	06/28/21 12:00	06/28/21 17:15	91-20-3	
n-Propylbenzene	ND	ug/kg	8.2	2.9	1	06/28/21 12:00	06/28/21 17:15	103-65-1	
Styrene	ND	ug/kg	8.2	2.2	1	06/28/21 12:00	06/28/21 17:15	100-42-5	
1,1,1,2-Tetrachloroethane	ND	ug/kg	8.2	3.1	1	06/28/21 12:00	06/28/21 17:15	630-20-6	
1,1,2,2-Tetrachloroethane	ND	ug/kg	8.2	2.2	1	06/28/21 12:00	06/28/21 17:15	79-34-5	
Tetrachloroethene	ND	ug/kg	8.2	2.6	1	06/28/21 12:00	06/28/21 17:15	127-18-4	
Toluene	ND	ug/kg	8.2	2.3	1	06/28/21 12:00	06/28/21 17:15	108-88-3	
1,2,3-Trichlorobenzene	ND	ug/kg	8.2	6.6	1	06/28/21 12:00	06/28/21 17:15	87-61-6	
1,2,4-Trichlorobenzene	ND	ug/kg	8.2	6.9	1	06/28/21 12:00	06/28/21 17:15	120-82-1	
1,1,1-Trichloroethane	ND	ug/kg	8.2	4.2	1	06/28/21 12:00	06/28/21 17:15	71-55-6	
1,1,2-Trichloroethane	ND	ug/kg	8.2	2.7	1	06/28/21 12:00	06/28/21 17:15	79-00-5	
Trichloroethene	ND	ug/kg	8.2	2.1	1	06/28/21 12:00	06/28/21 17:15	79-01-6	
Trichlorofluoromethane	ND	ug/kg	8.2	4.5	1	06/28/21 12:00	06/28/21 17:15	75-69-4	
1,2,3-Trichloropropane	ND	ug/kg	8.2	4.1	1	06/28/21 12:00	06/28/21 17:15	96-18-4	
1,2,4-Trimethylbenzene	ND	ug/kg	8.2	2.2	1	06/28/21 12:00	06/28/21 17:15	95-63-6	
1,3,5-Trimethylbenzene	ND	ug/kg	8.2	2.7	1	06/28/21 12:00	06/28/21 17:15	108-67-8	
Vinyl acetate	ND	ug/kg	81.6	5.9	1	06/28/21 12:00	06/28/21 17:15	108-05-4	
Vinyl chloride	ND	ug/kg	16.3	4.1	1	06/28/21 12:00	06/28/21 17:15	75-01-4	
Xylene (Total)	ND	ug/kg	16.3	4.7	1	06/28/21 12:00	06/28/21 17:15	1330-20-7	
m&p-Xylene	ND	ug/kg	16.3	5.6	1	06/28/21 12:00	06/28/21 17:15	179601-23-1	
o-Xylene	ND	ug/kg	8.2	3.6	1	06/28/21 12:00	06/28/21 17:15	95-47-6	
Surrogates									
Toluene-d8 (S)	101	%	70-130		1	06/28/21 12:00	06/28/21 17:15	2037-26-5	
4-Bromofluorobenzene (S)	100	%	69-134		1	06/28/21 12:00	06/28/21 17:15	460-00-4	
1,2-Dichloroethane-d4 (S)	108	%	70-130		1	06/28/21 12:00	06/28/21 17:15	17060-07-0	
Percent Moisture	Analytical Method: SW-846 Pace Analytical Services - Charlotte								
Percent Moisture	**24.3**	%	0.10	0.10	1		06/28/21 14:48		N2

REPORT OF LABORATORY ANALYSIS

This report shall not be reproduced, except in full,
without the written consent of Pace Analytical Services, LLC.

Pace Analytical Services, LLC
9800 Kincey Ave. Suite 100
Huntersville, NC 28078
(704)875-9092

ANALYTICAL RESULTS

Project: CPC Huntersville/2020-L1-2448
Pace Project No.: 92546589

Sample: BC2 0-2 **Lab ID: 92546589003** Collected: 06/25/21 11:06 Received: 06/25/21 17:55 Matrix: Solid

Results reported on a "dry weight" basis and are adjusted for percent moisture, sample size and any dilutions.

Parameters	Results	Units	Report Limit	MDL	DF	Prepared	Analyzed	CAS No.	Qual
VPH NC Soil	Analytical Method: MADEP VPH Preparation Method: MADEP VPH Pace Analytical Services - Charlotte								
Total VPH (C5-C12)	**26.0**	mg/kg	4.6	4.6	1	06/30/21 11:32	06/30/21 17:47		N2
Aliphatic (C05-C08)	ND	mg/kg	4.6	4.6	1	06/30/21 11:32	06/30/21 17:47		N2
Aliphatic(C09-C12) Adjusted	**10.0**	mg/kg	4.6	4.6	1	06/30/21 11:32	06/30/21 17:47		N2
Aromatic (C09-C10)	**15.2**	mg/kg	4.6	4.6	1	06/30/21 11:32	06/30/21 17:47		N2
Surrogates									
4-Bromofluorobenzene (FID) (S)	118	%	70-130		1	06/30/21 11:32	06/30/21 17:47	460-00-4	
4-Bromofluorobenzene (PID) (S)	106	%	70-130		1	06/30/21 11:32	06/30/21 17:47	460-00-4	
8260D/5035A/5030B Volatiles	Analytical Method: EPA 8260D Preparation Method: EPA 5035A/5030B Pace Analytical Services - Charlotte								
Acetone	ND	ug/kg	165	53.0	1	06/28/21 12:00	06/28/21 17:34	67-64-1	
Benzene	ND	ug/kg	8.3	3.3	1	06/28/21 12:00	06/28/21 17:34	71-43-2	
Bromobenzene	ND	ug/kg	8.3	2.7	1	06/28/21 12:00	06/28/21 17:34	108-86-1	
Bromochloromethane	ND	ug/kg	8.3	2.4	1	06/28/21 12:00	06/28/21 17:34	74-97-5	
Bromodichloromethane	ND	ug/kg	8.3	3.2	1	06/28/21 12:00	06/28/21 17:34	75-27-4	
Bromoform	ND	ug/kg	8.3	2.9	1	06/28/21 12:00	06/28/21 17:34	75-25-2	
Bromomethane	ND	ug/kg	16.5	13.0	1	06/28/21 12:00	06/28/21 17:34	74-83-9	IK
2-Butanone (MEK)	ND	ug/kg	165	39.6	1	06/28/21 12:00	06/28/21 17:34	78-93-3	
n-Butylbenzene	ND	ug/kg	8.3	3.9	1	06/28/21 12:00	06/28/21 17:34	104-51-8	
sec-Butylbenzene	ND	ug/kg	8.3	3.6	1	06/28/21 12:00	06/28/21 17:34	135-98-8	
tert-Butylbenzene	ND	ug/kg	8.3	2.9	1	06/28/21 12:00	06/28/21 17:34	98-06-6	
Carbon tetrachloride	ND	ug/kg	8.3	3.1	1	06/28/21 12:00	06/28/21 17:34	56-23-5	
Chlorobenzene	ND	ug/kg	8.3	1.6	1	06/28/21 12:00	06/28/21 17:34	108-90-7	
Chloroethane	ND	ug/kg	16.5	6.4	1	06/28/21 12:00	06/28/21 17:34	75-00-3	
Chloroform	ND	ug/kg	8.3	5.0	1	06/28/21 12:00	06/28/21 17:34	67-66-3	
Chloromethane	ND	ug/kg	16.5	6.9	1	06/28/21 12:00	06/28/21 17:34	74-87-3	
2-Chlorotoluene	ND	ug/kg	8.3	2.9	1	06/28/21 12:00	06/28/21 17:34	95-49-8	
4-Chlorotoluene	ND	ug/kg	8.3	1.5	1	06/28/21 12:00	06/28/21 17:34	106-43-4	
1,2-Dibromo-3-chloropropane	ND	ug/kg	8.3	3.2	1	06/28/21 12:00	06/28/21 17:34	96-12-8	
Dibromochloromethane	ND	ug/kg	8.3	4.6	1	06/28/21 12:00	06/28/21 17:34	124-48-1	
1,2-Dibromoethane (EDB)	ND	ug/kg	8.3	3.6	1	06/28/21 12:00	06/28/21 17:34	106-93-4	
Dibromomethane	ND	ug/kg	8.3	1.8	1	06/28/21 12:00	06/28/21 17:34	74-95-3	
1,2-Dichlorobenzene	ND	ug/kg	8.3	3.0	1	06/28/21 12:00	06/28/21 17:34	95-50-1	
1,3-Dichlorobenzene	ND	ug/kg	8.3	2.6	1	06/28/21 12:00	06/28/21 17:34	541-73-1	
1,4-Dichlorobenzene	ND	ug/kg	8.3	2.1	1	06/28/21 12:00	06/28/21 17:34	106-46-7	
Dichlorodifluoromethane	ND	ug/kg	16.5	3.6	1	06/28/21 12:00	06/28/21 17:34	75-71-8	
1,1-Dichloroethane	ND	ug/kg	8.3	3.4	1	06/28/21 12:00	06/28/21 17:34	75-34-3	
1,2-Dichloroethane	ND	ug/kg	8.3	5.5	1	06/28/21 12:00	06/28/21 17:34	107-06-2	
1,1-Dichloroethene	ND	ug/kg	8.3	3.4	1	06/28/21 12:00	06/28/21 17:34	75-35-4	
cis-1,2-Dichloroethene	ND	ug/kg	8.3	2.8	1	06/28/21 12:00	06/28/21 17:34	156-59-2	
trans-1,2-Dichloroethene	ND	ug/kg	8.3	2.9	1	06/28/21 12:00	06/28/21 17:34	156-60-5	
1,2-Dichloropropane	ND	ug/kg	8.3	2.5	1	06/28/21 12:00	06/28/21 17:34	78-87-5	
1,3-Dichloropropane	ND	ug/kg	8.3	2.6	1	06/28/21 12:00	06/28/21 17:34	142-28-9	
2,2-Dichloropropane	ND	ug/kg	8.3	2.7	1	06/28/21 12:00	06/28/21 17:34	594-20-7	

REPORT OF LABORATORY ANALYSIS

This report shall not be reproduced, except in full,
without the written consent of Pace Analytical Services, LLC.

Pace Analytical Services, LLC
9800 Kincey Ave. Suite 100
Huntersville, NC 28078
(704)875-9092

ANALYTICAL RESULTS

Project: CPC Huntersville/2020-L1-2448
Pace Project No.: 92546589

Sample: BC2 0-2 **Lab ID: 92546589003** Collected: 06/25/21 11:06 Received: 06/25/21 17:55 Matrix: Solid

Results reported on a "dry weight" basis and are adjusted for percent moisture, sample size and any dilutions.

Parameters	Results	Units	Report Limit	MDL	DF	Prepared	Analyzed	CAS No.	Qual
8260D/5035A/5030B Volatiles	Analytical Method: EPA 8260D Preparation Method: EPA 5035A/5030B Pace Analytical Services - Charlotte								
1,1-Dichloropropene	ND	ug/kg	8.3	4.0	1	06/28/21 12:00	06/28/21 17:34	563-58-6	
cis-1,3-Dichloropropene	ND	ug/kg	8.3	2.2	1	06/28/21 12:00	06/28/21 17:34	10061-01-5	
trans-1,3-Dichloropropene	ND	ug/kg	8.3	2.8	1	06/28/21 12:00	06/28/21 17:34	10061-02-6	
Diisopropyl ether	ND	ug/kg	8.3	2.2	1	06/28/21 12:00	06/28/21 17:34	108-20-3	
Ethylbenzene	ND	ug/kg	8.3	3.8	1	06/28/21 12:00	06/28/21 17:34	100-41-4	
Hexachloro-1,3-butadiene	ND	ug/kg	16.5	13.5	1	06/28/21 12:00	06/28/21 17:34	87-68-3	
2-Hexanone	ND	ug/kg	82.5	8.0	1	06/28/21 12:00	06/28/21 17:34	591-78-6	
Isopropylbenzene (Cumene)	ND	ug/kg	8.3	2.8	1	06/28/21 12:00	06/28/21 17:34	98-82-8	
p-Isopropyltoluene	ND	ug/kg	8.3	4.1	1	06/28/21 12:00	06/28/21 17:34	99-87-6	
Methylene Chloride	ND	ug/kg	33.0	22.6	1	06/28/21 12:00	06/28/21 17:34	75-09-2	
4-Methyl-2-pentanone (MIBK)	ND	ug/kg	82.5	8.0	1	06/28/21 12:00	06/28/21 17:34	108-10-1	
Methyl-tert-butyl ether	ND	ug/kg	8.3	3.1	1	06/28/21 12:00	06/28/21 17:34	1634-04-4	
Naphthalene	ND	ug/kg	8.3	4.3	1	06/28/21 12:00	06/28/21 17:34	91-20-3	
n-Propylbenzene	ND	ug/kg	8.3	2.9	1	06/28/21 12:00	06/28/21 17:34	103-65-1	
Styrene	ND	ug/kg	8.3	2.2	1	06/28/21 12:00	06/28/21 17:34	100-42-5	
1,1,1,2-Tetrachloroethane	ND	ug/kg	8.3	3.2	1	06/28/21 12:00	06/28/21 17:34	630-20-6	
1,1,2,2-Tetrachloroethane	ND	ug/kg	8.3	2.2	1	06/28/21 12:00	06/28/21 17:34	79-34-5	
Tetrachloroethene	ND	ug/kg	8.3	2.6	1	06/28/21 12:00	06/28/21 17:34	127-18-4	
Toluene	ND	ug/kg	8.3	2.3	1	06/28/21 12:00	06/28/21 17:34	108-88-3	
1,2,3-Trichlorobenzene	ND	ug/kg	8.3	6.7	1	06/28/21 12:00	06/28/21 17:34	87-61-6	
1,2,4-Trichlorobenzene	ND	ug/kg	8.3	6.9	1	06/28/21 12:00	06/28/21 17:34	120-82-1	
1,1,1-Trichloroethane	ND	ug/kg	8.3	4.3	1	06/28/21 12:00	06/28/21 17:34	71-55-6	
1,1,2-Trichloroethane	ND	ug/kg	8.3	2.7	1	06/28/21 12:00	06/28/21 17:34	79-00-5	
Trichloroethene	ND	ug/kg	8.3	2.1	1	06/28/21 12:00	06/28/21 17:34	79-01-6	
Trichlorofluoromethane	ND	ug/kg	8.3	4.5	1	06/28/21 12:00	06/28/21 17:34	75-69-4	
1,2,3-Trichloropropane	ND	ug/kg	8.3	4.2	1	06/28/21 12:00	06/28/21 17:34	96-18-4	
1,2,4-Trimethylbenzene	ND	ug/kg	8.3	2.3	1	06/28/21 12:00	06/28/21 17:34	95-63-6	
1,3,5-Trimethylbenzene	ND	ug/kg	8.3	2.8	1	06/28/21 12:00	06/28/21 17:34	108-67-8	
Vinyl acetate	ND	ug/kg	82.5	6.0	1	06/28/21 12:00	06/28/21 17:34	108-05-4	
Vinyl chloride	ND	ug/kg	16.5	4.2	1	06/28/21 12:00	06/28/21 17:34	75-01-4	
Xylene (Total)	ND	ug/kg	16.5	4.7	1	06/28/21 12:00	06/28/21 17:34	1330-20-7	
m&p-Xylene	ND	ug/kg	16.5	5.6	1	06/28/21 12:00	06/28/21 17:34	179601-23-1	
o-Xylene	ND	ug/kg	8.3	3.6	1	06/28/21 12:00	06/28/21 17:34	95-47-6	
Surrogates									
Toluene-d8 (S)	101	%	70-130		1	06/28/21 12:00	06/28/21 17:34	2037-26-5	
4-Bromofluorobenzene (S)	99	%	69-134		1	06/28/21 12:00	06/28/21 17:34	460-00-4	
1,2-Dichloroethane-d4 (S)	111	%	70-130		1	06/28/21 12:00	06/28/21 17:34	17060-07-0	
Percent Moisture	Analytical Method: SW-846 Pace Analytical Services - Charlotte								
Percent Moisture	**26.6**	%	0.10	0.10	1		06/28/21 14:48		N2

REPORT OF LABORATORY ANALYSIS

This report shall not be reproduced, except in full,
without the written consent of Pace Analytical Services, LLC.

Pace Analytical Services, LLC
9800 Kincey Ave. Suite 100
Huntersville, NC 28078
(704)875-9092

ANALYTICAL RESULTS

Project: CPC Huntersville/2020-L1-2448
Pace Project No.: 92546589

Sample: BC2 22-24 **Lab ID: 92546589004** Collected: 06/25/21 11:17 Received: 06/25/21 17:55 Matrix: Solid

Results reported on a "dry weight" basis and are adjusted for percent moisture, sample size and any dilutions.

Parameters	Results	Units	Report Limit	MDL	DF	Prepared	Analyzed	CAS No.	Qual
VPH NC Soil	Analytical Method: MADEP VPH Preparation Method: MADEP VPH Pace Analytical Services - Charlotte								
Total VPH (C5-C12)	ND	mg/kg	4.4	4.4	1	06/30/21 11:32	06/30/21 18:17		N2
Aliphatic (C05-C08)	ND	mg/kg	4.4	4.4	1	06/30/21 11:32	06/30/21 18:17		N2
Aliphatic(C09-C12) Adjusted	ND	mg/kg	4.4	4.4	1	06/30/21 11:32	06/30/21 18:17		N2
Aromatic (C09-C10)	ND	mg/kg	4.4	4.4	1	06/30/21 11:32	06/30/21 18:17		N2
Surrogates									
4-Bromofluorobenzene (FID) (S)	98	%	70-130		1	06/30/21 11:32	06/30/21 18:17	460-00-4	
4-Bromofluorobenzene (PID) (S)	94	%	70-130		1	06/30/21 11:32	06/30/21 18:17	460-00-4	
8260D/5035A/5030B Volatiles	Analytical Method: EPA 8260D Preparation Method: EPA 5035A/5030B Pace Analytical Services - Charlotte								
Acetone	ND	ug/kg	130	41.6	1	06/28/21 12:00	06/28/21 17:52	67-64-1	
Benzene	ND	ug/kg	6.5	2.6	1	06/28/21 12:00	06/28/21 17:52	71-43-2	
Bromobenzene	ND	ug/kg	6.5	2.1	1	06/28/21 12:00	06/28/21 17:52	108-86-1	
Bromochloromethane	ND	ug/kg	6.5	1.9	1	06/28/21 12:00	06/28/21 17:52	74-97-5	
Bromodichloromethane	ND	ug/kg	6.5	2.5	1	06/28/21 12:00	06/28/21 17:52	75-27-4	
Bromoform	ND	ug/kg	6.5	2.3	1	06/28/21 12:00	06/28/21 17:52	75-25-2	
Bromomethane	ND	ug/kg	13.0	10.2	1	06/28/21 12:00	06/28/21 17:52	74-83-9	IK
2-Butanone (MEK)	ND	ug/kg	130	31.1	1	06/28/21 12:00	06/28/21 17:52	78-93-3	
n-Butylbenzene	ND	ug/kg	6.5	3.1	1	06/28/21 12:00	06/28/21 17:52	104-51-8	
sec-Butylbenzene	ND	ug/kg	6.5	2.9	1	06/28/21 12:00	06/28/21 17:52	135-98-8	
tert-Butylbenzene	ND	ug/kg	6.5	2.3	1	06/28/21 12:00	06/28/21 17:52	98-06-6	
Carbon tetrachloride	ND	ug/kg	6.5	2.4	1	06/28/21 12:00	06/28/21 17:52	56-23-5	
Chlorobenzene	ND	ug/kg	6.5	1.2	1	06/28/21 12:00	06/28/21 17:52	108-90-7	
Chloroethane	ND	ug/kg	13.0	5.0	1	06/28/21 12:00	06/28/21 17:52	75-00-3	
Chloroform	ND	ug/kg	6.5	3.9	1	06/28/21 12:00	06/28/21 17:52	67-66-3	
Chloromethane	ND	ug/kg	13.0	5.4	1	06/28/21 12:00	06/28/21 17:52	74-87-3	
2-Chlorotoluene	ND	ug/kg	6.5	2.3	1	06/28/21 12:00	06/28/21 17:52	95-49-8	
4-Chlorotoluene	ND	ug/kg	6.5	1.1	1	06/28/21 12:00	06/28/21 17:52	106-43-4	
1,2-Dibromo-3-chloropropane	ND	ug/kg	6.5	2.5	1	06/28/21 12:00	06/28/21 17:52	96-12-8	
Dibromochloromethane	ND	ug/kg	6.5	3.6	1	06/28/21 12:00	06/28/21 17:52	124-48-1	
1,2-Dibromoethane (EDB)	ND	ug/kg	6.5	2.9	1	06/28/21 12:00	06/28/21 17:52	106-93-4	
Dibromomethane	ND	ug/kg	6.5	1.4	1	06/28/21 12:00	06/28/21 17:52	74-95-3	
1,2-Dichlorobenzene	ND	ug/kg	6.5	2.3	1	06/28/21 12:00	06/28/21 17:52	95-50-1	
1,3-Dichlorobenzene	ND	ug/kg	6.5	2.0	1	06/28/21 12:00	06/28/21 17:52	541-73-1	
1,4-Dichlorobenzene	ND	ug/kg	6.5	1.7	1	06/28/21 12:00	06/28/21 17:52	106-46-7	
Dichlorodifluoromethane	ND	ug/kg	13.0	2.8	1	06/28/21 12:00	06/28/21 17:52	75-71-8	
1,1-Dichloroethane	ND	ug/kg	6.5	2.7	1	06/28/21 12:00	06/28/21 17:52	75-34-3	
1,2-Dichloroethane	ND	ug/kg	6.5	4.3	1	06/28/21 12:00	06/28/21 17:52	107-06-2	
1,1-Dichloroethene	ND	ug/kg	6.5	2.7	1	06/28/21 12:00	06/28/21 17:52	75-35-4	
cis-1,2-Dichloroethene	ND	ug/kg	6.5	2.2	1	06/28/21 12:00	06/28/21 17:52	156-59-2	
trans-1,2-Dichloroethene	ND	ug/kg	6.5	2.3	1	06/28/21 12:00	06/28/21 17:52	156-60-5	
1,2-Dichloropropane	ND	ug/kg	6.5	1.9	1	06/28/21 12:00	06/28/21 17:52	78-87-5	
1,3-Dichloropropane	ND	ug/kg	6.5	2.0	1	06/28/21 12:00	06/28/21 17:52	142-28-9	
2,2-Dichloropropane	ND	ug/kg	6.5	2.1	1	06/28/21 12:00	06/28/21 17:52	594-20-7	

REPORT OF LABORATORY ANALYSIS

This report shall not be reproduced, except in full,
without the written consent of Pace Analytical Services, LLC.

Pace Analytical Services, LLC
9800 Kincey Ave. Suite 100
Huntersville, NC 28078
(704)875-9092

ANALYTICAL RESULTS

Project: CPC Huntersville/2020-L1-2448
Pace Project No.: 92546589

Sample: BC2 22-24 **Lab ID: 92546589004** Collected: 06/25/21 11:17 Received: 06/25/21 17:55 Matrix: Solid

Results reported on a "dry weight" basis and are adjusted for percent moisture, sample size and any dilutions.

Parameters	Results	Units	Report Limit	MDL	DF	Prepared	Analyzed	CAS No.	Qual
8260D/5035A/5030B Volatiles	Analytical Method: EPA 8260D Preparation Method: EPA 5035A/5030B Pace Analytical Services - Charlotte								
1,1-Dichloropropene	ND	ug/kg	6.5	3.1	1	06/28/21 12:00	06/28/21 17:52	563-58-6	
cis-1,3-Dichloropropene	ND	ug/kg	6.5	1.8	1	06/28/21 12:00	06/28/21 17:52	10061-01-5	
trans-1,3-Dichloropropene	ND	ug/kg	6.5	2.2	1	06/28/21 12:00	06/28/21 17:52	10061-02-6	
Diisopropyl ether	ND	ug/kg	6.5	1.7	1	06/28/21 12:00	06/28/21 17:52	108-20-3	
Ethylbenzene	ND	ug/kg	6.5	3.0	1	06/28/21 12:00	06/28/21 17:52	100-41-4	
Hexachloro-1,3-butadiene	ND	ug/kg	13.0	10.6	1	06/28/21 12:00	06/28/21 17:52	87-68-3	
2-Hexanone	ND	ug/kg	64.8	6.2	1	06/28/21 12:00	06/28/21 17:52	591-78-6	
Isopropylbenzene (Cumene)	ND	ug/kg	6.5	2.2	1	06/28/21 12:00	06/28/21 17:52	98-82-8	
p-Isopropyltoluene	ND	ug/kg	6.5	3.2	1	06/28/21 12:00	06/28/21 17:52	99-87-6	
Methylene Chloride	ND	ug/kg	25.9	17.8	1	06/28/21 12:00	06/28/21 17:52	75-09-2	
4-Methyl-2-pentanone (MIBK)	ND	ug/kg	64.8	6.2	1	06/28/21 12:00	06/28/21 17:52	108-10-1	
Methyl-tert-butyl ether	ND	ug/kg	6.5	2.4	1	06/28/21 12:00	06/28/21 17:52	1634-04-4	
Naphthalene	ND	ug/kg	6.5	3.4	1	06/28/21 12:00	06/28/21 17:52	91-20-3	
n-Propylbenzene	ND	ug/kg	6.5	2.3	1	06/28/21 12:00	06/28/21 17:52	103-65-1	
Styrene	ND	ug/kg	6.5	1.7	1	06/28/21 12:00	06/28/21 17:52	100-42-5	
1,1,1,2-Tetrachloroethane	ND	ug/kg	6.5	2.5	1	06/28/21 12:00	06/28/21 17:52	630-20-6	
1,1,2,2-Tetrachloroethane	ND	ug/kg	6.5	1.7	1	06/28/21 12:00	06/28/21 17:52	79-34-5	
Tetrachloroethene	ND	ug/kg	6.5	2.0	1	06/28/21 12:00	06/28/21 17:52	127-18-4	
Toluene	**4.0J**	ug/kg	6.5	1.8	1	06/28/21 12:00	06/28/21 17:52	108-88-3	C7
1,2,3-Trichlorobenzene	ND	ug/kg	6.5	5.2	1	06/28/21 12:00	06/28/21 17:52	87-61-6	
1,2,4-Trichlorobenzene	ND	ug/kg	6.5	5.4	1	06/28/21 12:00	06/28/21 17:52	120-82-1	
1,1,1-Trichloroethane	ND	ug/kg	6.5	3.4	1	06/28/21 12:00	06/28/21 17:52	71-55-6	
1,1,2-Trichloroethane	ND	ug/kg	6.5	2.2	1	06/28/21 12:00	06/28/21 17:52	79-00-5	
Trichloroethene	ND	ug/kg	6.5	1.7	1	06/28/21 12:00	06/28/21 17:52	79-01-6	
Trichlorofluoromethane	ND	ug/kg	6.5	3.6	1	06/28/21 12:00	06/28/21 17:52	75-69-4	
1,2,3-Trichloropropane	ND	ug/kg	6.5	3.3	1	06/28/21 12:00	06/28/21 17:52	96-18-4	
1,2,4-Trimethylbenzene	ND	ug/kg	6.5	1.8	1	06/28/21 12:00	06/28/21 17:52	95-63-6	
1,3,5-Trimethylbenzene	ND	ug/kg	6.5	2.2	1	06/28/21 12:00	06/28/21 17:52	108-67-8	
Vinyl acetate	ND	ug/kg	64.8	4.7	1	06/28/21 12:00	06/28/21 17:52	108-05-4	
Vinyl chloride	ND	ug/kg	13.0	3.3	1	06/28/21 12:00	06/28/21 17:52	75-01-4	
Xylene (Total)	ND	ug/kg	13.0	3.7	1	06/28/21 12:00	06/28/21 17:52	1330-20-7	
m&p-Xylene	ND	ug/kg	13.0	4.4	1	06/28/21 12:00	06/28/21 17:52	179601-23-1	
o-Xylene	ND	ug/kg	6.5	2.9	1	06/28/21 12:00	06/28/21 17:52	95-47-6	
Surrogates									
Toluene-d8 (S)	101	%	70-130		1	06/28/21 12:00	06/28/21 17:52	2037-26-5	
4-Bromofluorobenzene (S)	101	%	69-134		1	06/28/21 12:00	06/28/21 17:52	460-00-4	
1,2-Dichloroethane-d4 (S)	111	%	70-130		1	06/28/21 12:00	06/28/21 17:52	17060-07-0	
Percent Moisture	Analytical Method: SW-846 Pace Analytical Services - Charlotte								
Percent Moisture	**17.5**	%	0.10	0.10	1		06/28/21 14:48		N2

REPORT OF LABORATORY ANALYSIS

This report shall not be reproduced, except in full,
without the written consent of Pace Analytical Services, LLC.

Pace Analytical Services, LLC
9800 Kincey Ave. Suite 100
Huntersville, NC 28078
(704)875-9092

ANALYTICAL RESULTS

Project: CPC Huntersville/2020-L1-2448
Pace Project No.: 92546589

Sample: BC1 0-2 **Lab ID: 92546589005** Collected: 06/25/21 13:40 Received: 06/25/21 17:55 Matrix: Solid

Results reported on a "dry weight" basis and are adjusted for percent moisture, sample size and any dilutions.

Parameters	Results	Units	Report Limit	MDL	DF	Prepared	Analyzed	CAS No.	Qual
VPH NC Soil	Analytical Method: MADEP VPH Preparation Method: MADEP VPH Pace Analytical Services - Charlotte								
Total VPH (C5-C12)	ND	mg/kg	4.1	4.1	1	06/30/21 11:32	06/30/21 18:46		N2
Aliphatic (C05-C08)	ND	mg/kg	4.1	4.1	1	06/30/21 11:32	06/30/21 18:46		N2
Aliphatic(C09-C12) Adjusted	ND	mg/kg	4.1	4.1	1	06/30/21 11:32	06/30/21 18:46		N2
Aromatic (C09-C10)	ND	mg/kg	4.1	4.1	1	06/30/21 11:32	06/30/21 18:46		N2
Surrogates									
4-Bromofluorobenzene (FID) (S)	105	%	70-130		1	06/30/21 11:32	06/30/21 18:46	460-00-4	
4-Bromofluorobenzene (PID) (S)	100	%	70-130		1	06/30/21 11:32	06/30/21 18:46	460-00-4	
8260D/5035A/5030B Volatiles	Analytical Method: EPA 8260D Preparation Method: EPA 5035A/5030B Pace Analytical Services - Charlotte								
Acetone	ND	ug/kg	161	51.6	1	06/28/21 12:00	06/28/21 18:11	67-64-1	
Benzene	ND	ug/kg	8.0	3.2	1	06/28/21 12:00	06/28/21 18:11	71-43-2	
Bromobenzene	ND	ug/kg	8.0	2.6	1	06/28/21 12:00	06/28/21 18:11	108-86-1	
Bromochloromethane	ND	ug/kg	8.0	2.4	1	06/28/21 12:00	06/28/21 18:11	74-97-5	
Bromodichloromethane	ND	ug/kg	8.0	3.1	1	06/28/21 12:00	06/28/21 18:11	75-27-4	
Bromoform	ND	ug/kg	8.0	2.8	1	06/28/21 12:00	06/28/21 18:11	75-25-2	
Bromomethane	ND	ug/kg	16.1	12.7	1	06/28/21 12:00	06/28/21 18:11	74-83-9	IK
2-Butanone (MEK)	ND	ug/kg	161	38.6	1	06/28/21 12:00	06/28/21 18:11	78-93-3	
n-Butylbenzene	ND	ug/kg	8.0	3.8	1	06/28/21 12:00	06/28/21 18:11	104-51-8	
sec-Butylbenzene	ND	ug/kg	8.0	3.5	1	06/28/21 12:00	06/28/21 18:11	135-98-8	
tert-Butylbenzene	ND	ug/kg	8.0	2.9	1	06/28/21 12:00	06/28/21 18:11	98-06-6	
Carbon tetrachloride	ND	ug/kg	8.0	3.0	1	06/28/21 12:00	06/28/21 18:11	56-23-5	
Chlorobenzene	ND	ug/kg	8.0	1.5	1	06/28/21 12:00	06/28/21 18:11	108-90-7	
Chloroethane	ND	ug/kg	16.1	6.2	1	06/28/21 12:00	06/28/21 18:11	75-00-3	
Chloroform	ND	ug/kg	8.0	4.9	1	06/28/21 12:00	06/28/21 18:11	67-66-3	
Chloromethane	ND	ug/kg	16.1	6.8	1	06/28/21 12:00	06/28/21 18:11	74-87-3	
2-Chlorotoluene	ND	ug/kg	8.0	2.8	1	06/28/21 12:00	06/28/21 18:11	95-49-8	
4-Chlorotoluene	ND	ug/kg	8.0	1.4	1	06/28/21 12:00	06/28/21 18:11	106-43-4	
1,2-Dibromo-3-chloropropane	ND	ug/kg	8.0	3.1	1	06/28/21 12:00	06/28/21 18:11	96-12-8	
Dibromochloromethane	ND	ug/kg	8.0	4.5	1	06/28/21 12:00	06/28/21 18:11	124-48-1	
1,2-Dibromoethane (EDB)	ND	ug/kg	8.0	3.5	1	06/28/21 12:00	06/28/21 18:11	106-93-4	
Dibromomethane	ND	ug/kg	8.0	1.7	1	06/28/21 12:00	06/28/21 18:11	74-95-3	
1,2-Dichlorobenzene	ND	ug/kg	8.0	2.9	1	06/28/21 12:00	06/28/21 18:11	95-50-1	
1,3-Dichlorobenzene	ND	ug/kg	8.0	2.5	1	06/28/21 12:00	06/28/21 18:11	541-73-1	
1,4-Dichlorobenzene	ND	ug/kg	8.0	2.1	1	06/28/21 12:00	06/28/21 18:11	106-46-7	
Dichlorodifluoromethane	ND	ug/kg	16.1	3.5	1	06/28/21 12:00	06/28/21 18:11	75-71-8	
1,1-Dichloroethane	ND	ug/kg	8.0	3.3	1	06/28/21 12:00	06/28/21 18:11	75-34-3	
1,2-Dichloroethane	ND	ug/kg	8.0	5.3	1	06/28/21 12:00	06/28/21 18:11	107-06-2	
1,1-Dichloroethene	ND	ug/kg	8.0	3.3	1	06/28/21 12:00	06/28/21 18:11	75-35-4	
cis-1,2-Dichloroethene	ND	ug/kg	8.0	2.7	1	06/28/21 12:00	06/28/21 18:11	156-59-2	
trans-1,2-Dichloroethene	ND	ug/kg	8.0	2.8	1	06/28/21 12:00	06/28/21 18:11	156-60-5	
1,2-Dichloropropane	ND	ug/kg	8.0	2.4	1	06/28/21 12:00	06/28/21 18:11	78-87-5	
1,3-Dichloropropane	ND	ug/kg	8.0	2.5	1	06/28/21 12:00	06/28/21 18:11	142-28-9	
2,2-Dichloropropane	ND	ug/kg	8.0	2.6	1	06/28/21 12:00	06/28/21 18:11	594-20-7	

REPORT OF LABORATORY ANALYSIS

This report shall not be reproduced, except in full,
without the written consent of Pace Analytical Services, LLC.

Pace Analytical Services, LLC
9800 Kincey Ave. Suite 100
Huntersville, NC 28078
(704)875-9092

ANALYTICAL RESULTS

Project: CPC Huntersville/2020-L1-2448
Pace Project No.: 92546589

Sample: BC1 0-2 **Lab ID: 92546589005** Collected: 06/25/21 13:40 Received: 06/25/21 17:55 Matrix: Solid

Results reported on a "dry weight" basis and are adjusted for percent moisture, sample size and any dilutions.

Parameters	Results	Units	Report Limit	MDL	DF	Prepared	Analyzed	CAS No.	Qual
8260D/5035A/5030B Volatiles	Analytical Method: EPA 8260D Preparation Method: EPA 5035A/5030B Pace Analytical Services - Charlotte								
1,1-Dichloropropene	ND	ug/kg	8.0	3.9	1	06/28/21 12:00	06/28/21 18:11	563-58-6	
cis-1,3-Dichloropropene	ND	ug/kg	8.0	2.2	1	06/28/21 12:00	06/28/21 18:11	10061-01-5	
trans-1,3-Dichloropropene	ND	ug/kg	8.0	2.8	1	06/28/21 12:00	06/28/21 18:11	10061-02-6	
Diisopropyl ether	ND	ug/kg	8.0	2.2	1	06/28/21 12:00	06/28/21 18:11	108-20-3	
Ethylbenzene	ND	ug/kg	8.0	3.7	1	06/28/21 12:00	06/28/21 18:11	100-41-4	
Hexachloro-1,3-butadiene	ND	ug/kg	16.1	13.2	1	06/28/21 12:00	06/28/21 18:11	87-68-3	
2-Hexanone	ND	ug/kg	80.4	7.7	1	06/28/21 12:00	06/28/21 18:11	591-78-6	
Isopropylbenzene (Cumene)	ND	ug/kg	8.0	2.7	1	06/28/21 12:00	06/28/21 18:11	98-82-8	
p-Isopropyltoluene	ND	ug/kg	8.0	4.0	1	06/28/21 12:00	06/28/21 18:11	99-87-6	
Methylene Chloride	ND	ug/kg	32.2	22.0	1	06/28/21 12:00	06/28/21 18:11	75-09-2	
4-Methyl-2-pentanone (MIBK)	ND	ug/kg	80.4	7.7	1	06/28/21 12:00	06/28/21 18:11	108-10-1	
Methyl-tert-butyl ether	ND	ug/kg	8.0	3.0	1	06/28/21 12:00	06/28/21 18:11	1634-04-4	
Naphthalene	ND	ug/kg	8.0	4.2	1	06/28/21 12:00	06/28/21 18:11	91-20-3	
n-Propylbenzene	ND	ug/kg	8.0	2.9	1	06/28/21 12:00	06/28/21 18:11	103-65-1	
Styrene	ND	ug/kg	8.0	2.1	1	06/28/21 12:00	06/28/21 18:11	100-42-5	
1,1,1,2-Tetrachloroethane	ND	ug/kg	8.0	3.1	1	06/28/21 12:00	06/28/21 18:11	630-20-6	
1,1,2,2-Tetrachloroethane	ND	ug/kg	8.0	2.1	1	06/28/21 12:00	06/28/21 18:11	79-34-5	
Tetrachloroethene	ND	ug/kg	8.0	2.5	1	06/28/21 12:00	06/28/21 18:11	127-18-4	
Toluene	ND	ug/kg	8.0	2.3	1	06/28/21 12:00	06/28/21 18:11	108-88-3	
1,2,3-Trichlorobenzene	ND	ug/kg	8.0	6.5	1	06/28/21 12:00	06/28/21 18:11	87-61-6	
1,2,4-Trichlorobenzene	ND	ug/kg	8.0	6.8	1	06/28/21 12:00	06/28/21 18:11	120-82-1	
1,1,1-Trichloroethane	ND	ug/kg	8.0	4.2	1	06/28/21 12:00	06/28/21 18:11	71-55-6	
1,1,2-Trichloroethane	ND	ug/kg	8.0	2.7	1	06/28/21 12:00	06/28/21 18:11	79-00-5	
Trichloroethene	ND	ug/kg	8.0	2.1	1	06/28/21 12:00	06/28/21 18:11	79-01-6	
Trichlorofluoromethane	ND	ug/kg	8.0	4.4	1	06/28/21 12:00	06/28/21 18:11	75-69-4	
1,2,3-Trichloropropane	ND	ug/kg	8.0	4.1	1	06/28/21 12:00	06/28/21 18:11	96-18-4	
1,2,4-Trimethylbenzene	ND	ug/kg	8.0	2.2	1	06/28/21 12:00	06/28/21 18:11	95-63-6	
1,3,5-Trimethylbenzene	ND	ug/kg	8.0	2.7	1	06/28/21 12:00	06/28/21 18:11	108-67-8	
Vinyl acetate	ND	ug/kg	80.4	5.9	1	06/28/21 12:00	06/28/21 18:11	108-05-4	
Vinyl chloride	ND	ug/kg	16.1	4.1	1	06/28/21 12:00	06/28/21 18:11	75-01-4	
Xylene (Total)	ND	ug/kg	16.1	4.6	1	06/28/21 12:00	06/28/21 18:11	1330-20-7	
m&p-Xylene	ND	ug/kg	16.1	5.5	1	06/28/21 12:00	06/28/21 18:11	179601-23-1	
o-Xylene	ND	ug/kg	8.0	3.6	1	06/28/21 12:00	06/28/21 18:11	95-47-6	
Surrogates									
Toluene-d8 (S)	101	%	70-130		1	06/28/21 12:00	06/28/21 18:11	2037-26-5	
4-Bromofluorobenzene (S)	100	%	69-134		1	06/28/21 12:00	06/28/21 18:11	460-00-4	
1,2-Dichloroethane-d4 (S)	110	%	70-130		1	06/28/21 12:00	06/28/21 18:11	17060-07-0	
Percent Moisture	Analytical Method: SW-846 Pace Analytical Services - Charlotte								
Percent Moisture	**26.5**	%	0.10	0.10	1		06/28/21 14:48		N2

REPORT OF LABORATORY ANALYSIS

This report shall not be reproduced, except in full,
without the written consent of Pace Analytical Services, LLC.

Pace Analytical Services, LLC
9800 Kincey Ave. Suite 100
Huntersville, NC 28078
(704)875-9092

ANALYTICAL RESULTS

Project: CPC Huntersville/2020-L1-2448
Pace Project No.: 92546589

Sample: BC1 8-10 **Lab ID: 92546589006** Collected: 06/25/21 13:45 Received: 06/25/21 17:55 Matrix: Solid

Results reported on a "dry weight" basis and are adjusted for percent moisture, sample size and any dilutions.

Parameters	Results	Units	Report Limit	MDL	DF	Prepared	Analyzed	CAS No.	Qual
VPH NC Soil	Analytical Method: MADEP VPH Preparation Method: MADEP VPH Pace Analytical Services - Charlotte								
Total VPH (C5-C12)	ND	mg/kg	4.4	4.4	1	06/30/21 11:32	06/30/21 19:14		N2
Aliphatic (C05-C08)	ND	mg/kg	4.4	4.4	1	06/30/21 11:32	06/30/21 19:14		N2
Aliphatic(C09-C12) Adjusted	ND	mg/kg	4.4	4.4	1	06/30/21 11:32	06/30/21 19:14		N2
Aromatic (C09-C10)	ND	mg/kg	4.4	4.4	1	06/30/21 11:32	06/30/21 19:14		N2
Surrogates									
4-Bromofluorobenzene (FID) (S)	104	%	70-130		1	06/30/21 11:32	06/30/21 19:14	460-00-4	
4-Bromofluorobenzene (PID) (S)	102	%	70-130		1	06/30/21 11:32	06/30/21 19:14	460-00-4	
8260D/5035A/5030B Volatiles	Analytical Method: EPA 8260D Preparation Method: EPA 5035A/5030B Pace Analytical Services - Charlotte								
Acetone	ND	ug/kg	157	50.4	1	06/28/21 12:00	06/28/21 18:29	67-64-1	
Benzene	ND	ug/kg	7.9	3.1	1	06/28/21 12:00	06/28/21 18:29	71-43-2	
Bromobenzene	ND	ug/kg	7.9	2.6	1	06/28/21 12:00	06/28/21 18:29	108-86-1	
Bromochloromethane	ND	ug/kg	7.9	2.3	1	06/28/21 12:00	06/28/21 18:29	74-97-5	
Bromodichloromethane	ND	ug/kg	7.9	3.0	1	06/28/21 12:00	06/28/21 18:29	75-27-4	
Bromoform	ND	ug/kg	7.9	2.8	1	06/28/21 12:00	06/28/21 18:29	75-25-2	
Bromomethane	ND	ug/kg	15.7	12.4	1	06/28/21 12:00	06/28/21 18:29	74-83-9	IK
2-Butanone (MEK)	ND	ug/kg	157	37.7	1	06/28/21 12:00	06/28/21 18:29	78-93-3	
n-Butylbenzene	ND	ug/kg	7.9	3.7	1	06/28/21 12:00	06/28/21 18:29	104-51-8	
sec-Butylbenzene	ND	ug/kg	7.9	3.5	1	06/28/21 12:00	06/28/21 18:29	135-98-8	
tert-Butylbenzene	ND	ug/kg	7.9	2.8	1	06/28/21 12:00	06/28/21 18:29	98-06-6	
Carbon tetrachloride	ND	ug/kg	7.9	2.9	1	06/28/21 12:00	06/28/21 18:29	56-23-5	
Chlorobenzene	ND	ug/kg	7.9	1.5	1	06/28/21 12:00	06/28/21 18:29	108-90-7	
Chloroethane	ND	ug/kg	15.7	6.1	1	06/28/21 12:00	06/28/21 18:29	75-00-3	
Chloroform	ND	ug/kg	7.9	4.8	1	06/28/21 12:00	06/28/21 18:29	67-66-3	
Chloromethane	ND	ug/kg	15.7	6.6	1	06/28/21 12:00	06/28/21 18:29	74-87-3	
2-Chlorotoluene	ND	ug/kg	7.9	2.8	1	06/28/21 12:00	06/28/21 18:29	95-49-8	
4-Chlorotoluene	ND	ug/kg	7.9	1.4	1	06/28/21 12:00	06/28/21 18:29	106-43-4	
1,2-Dibromo-3-chloropropane	ND	ug/kg	7.9	3.0	1	06/28/21 12:00	06/28/21 18:29	96-12-8	
Dibromochloromethane	ND	ug/kg	7.9	4.4	1	06/28/21 12:00	06/28/21 18:29	124-48-1	
1,2-Dibromoethane (EDB)	ND	ug/kg	7.9	3.5	1	06/28/21 12:00	06/28/21 18:29	106-93-4	
Dibromomethane	ND	ug/kg	7.9	1.7	1	06/28/21 12:00	06/28/21 18:29	74-95-3	
1,2-Dichlorobenzene	ND	ug/kg	7.9	2.8	1	06/28/21 12:00	06/28/21 18:29	95-50-1	
1,3-Dichlorobenzene	ND	ug/kg	7.9	2.4	1	06/28/21 12:00	06/28/21 18:29	541-73-1	
1,4-Dichlorobenzene	ND	ug/kg	7.9	2.0	1	06/28/21 12:00	06/28/21 18:29	106-46-7	
Dichlorodifluoromethane	ND	ug/kg	15.7	3.4	1	06/28/21 12:00	06/28/21 18:29	75-71-8	
1,1-Dichloroethane	ND	ug/kg	7.9	3.2	1	06/28/21 12:00	06/28/21 18:29	75-34-3	
1,2-Dichloroethane	ND	ug/kg	7.9	5.2	1	06/28/21 12:00	06/28/21 18:29	107-06-2	
1,1-Dichloroethene	ND	ug/kg	7.9	3.2	1	06/28/21 12:00	06/28/21 18:29	75-35-4	
cis-1,2-Dichloroethene	ND	ug/kg	7.9	2.7	1	06/28/21 12:00	06/28/21 18:29	156-59-2	
trans-1,2-Dichloroethene	ND	ug/kg	7.9	2.7	1	06/28/21 12:00	06/28/21 18:29	156-60-5	
1,2-Dichloropropane	ND	ug/kg	7.9	2.4	1	06/28/21 12:00	06/28/21 18:29	78-87-5	
1,3-Dichloropropane	ND	ug/kg	7.9	2.5	1	06/28/21 12:00	06/28/21 18:29	142-28-9	
2,2-Dichloropropane	ND	ug/kg	7.9	2.6	1	06/28/21 12:00	06/28/21 18:29	594-20-7	

REPORT OF LABORATORY ANALYSIS

This report shall not be reproduced, except in full,
without the written consent of Pace Analytical Services, LLC.

Pace Analytical Services, LLC
9800 Kincey Ave. Suite 100
Huntersville, NC 28078
(704)875-9092

ANALYTICAL RESULTS

Project: CPC Huntersville/2020-L1-2448
Pace Project No.: 92546589

Sample: BC1 8-10 **Lab ID: 92546589006** Collected: 06/25/21 13:45 Received: 06/25/21 17:55 Matrix: Solid

Results reported on a "dry weight" basis and are adjusted for percent moisture, sample size and any dilutions.

Parameters	Results	Units	Report Limit	MDL	DF	Prepared	Analyzed	CAS No.	Qual
8260D/5035A/5030B Volatiles	Analytical Method: EPA 8260D Preparation Method: EPA 5035A/5030B Pace Analytical Services - Charlotte								
1,1-Dichloropropene	ND	ug/kg	7.9	3.8	1	06/28/21 12:00	06/28/21 18:29	563-58-6	
cis-1,3-Dichloropropene	ND	ug/kg	7.9	2.1	1	06/28/21 12:00	06/28/21 18:29	10061-01-5	
trans-1,3-Dichloropropene	ND	ug/kg	7.9	2.7	1	06/28/21 12:00	06/28/21 18:29	10061-02-6	
Diisopropyl ether	ND	ug/kg	7.9	2.1	1	06/28/21 12:00	06/28/21 18:29	108-20-3	
Ethylbenzene	ND	ug/kg	7.9	3.7	1	06/28/21 12:00	06/28/21 18:29	100-41-4	
Hexachloro-1,3-butadiene	ND	ug/kg	15.7	12.9	1	06/28/21 12:00	06/28/21 18:29	87-68-3	
2-Hexanone	ND	ug/kg	78.6	7.6	1	06/28/21 12:00	06/28/21 18:29	591-78-6	
Isopropylbenzene (Cumene)	ND	ug/kg	7.9	2.7	1	06/28/21 12:00	06/28/21 18:29	98-82-8	
p-Isopropyltoluene	ND	ug/kg	7.9	3.9	1	06/28/21 12:00	06/28/21 18:29	99-87-6	
Methylene Chloride	ND	ug/kg	31.4	21.5	1	06/28/21 12:00	06/28/21 18:29	75-09-2	
4-Methyl-2-pentanone (MIBK)	ND	ug/kg	78.6	7.6	1	06/28/21 12:00	06/28/21 18:29	108-10-1	
Methyl-tert-butyl ether	ND	ug/kg	7.9	2.9	1	06/28/21 12:00	06/28/21 18:29	1634-04-4	
Naphthalene	ND	ug/kg	7.9	4.1	1	06/28/21 12:00	06/28/21 18:29	91-20-3	
n-Propylbenzene	ND	ug/kg	7.9	2.8	1	06/28/21 12:00	06/28/21 18:29	103-65-1	
Styrene	ND	ug/kg	7.9	2.1	1	06/28/21 12:00	06/28/21 18:29	100-42-5	
1,1,1,2-Tetrachloroethane	ND	ug/kg	7.9	3.0	1	06/28/21 12:00	06/28/21 18:29	630-20-6	
1,1,2,2-Tetrachloroethane	ND	ug/kg	7.9	2.1	1	06/28/21 12:00	06/28/21 18:29	79-34-5	
Tetrachloroethene	ND	ug/kg	7.9	2.5	1	06/28/21 12:00	06/28/21 18:29	127-18-4	
Toluene	ND	ug/kg	7.9	2.2	1	06/28/21 12:00	06/28/21 18:29	108-88-3	
1,2,3-Trichlorobenzene	ND	ug/kg	7.9	6.3	1	06/28/21 12:00	06/28/21 18:29	87-61-6	
1,2,4-Trichlorobenzene	ND	ug/kg	7.9	6.6	1	06/28/21 12:00	06/28/21 18:29	120-82-1	
1,1,1-Trichloroethane	ND	ug/kg	7.9	4.1	1	06/28/21 12:00	06/28/21 18:29	71-55-6	
1,1,2-Trichloroethane	ND	ug/kg	7.9	2.6	1	06/28/21 12:00	06/28/21 18:29	79-00-5	
Trichloroethene	ND	ug/kg	7.9	2.0	1	06/28/21 12:00	06/28/21 18:29	79-01-6	
Trichlorofluoromethane	ND	ug/kg	7.9	4.3	1	06/28/21 12:00	06/28/21 18:29	75-69-4	
1,2,3-Trichloropropane	ND	ug/kg	7.9	4.0	1	06/28/21 12:00	06/28/21 18:29	96-18-4	
1,2,4-Trimethylbenzene	ND	ug/kg	7.9	2.2	1	06/28/21 12:00	06/28/21 18:29	95-63-6	
1,3,5-Trimethylbenzene	ND	ug/kg	7.9	2.6	1	06/28/21 12:00	06/28/21 18:29	108-67-8	
Vinyl acetate	ND	ug/kg	78.6	5.7	1	06/28/21 12:00	06/28/21 18:29	108-05-4	
Vinyl chloride	ND	ug/kg	15.7	4.0	1	06/28/21 12:00	06/28/21 18:29	75-01-4	
Xylene (Total)	ND	ug/kg	15.7	4.5	1	06/28/21 12:00	06/28/21 18:29	1330-20-7	
m&p-Xylene	ND	ug/kg	15.7	5.4	1	06/28/21 12:00	06/28/21 18:29	179601-23-1	
o-Xylene	ND	ug/kg	7.9	3.5	1	06/28/21 12:00	06/28/21 18:29	95-47-6	
Surrogates									
Toluene-d8 (S)	101	%	70-130		1	06/28/21 12:00	06/28/21 18:29	2037-26-5	
4-Bromofluorobenzene (S)	100	%	69-134		1	06/28/21 12:00	06/28/21 18:29	460-00-4	
1,2-Dichloroethane-d4 (S)	111	%	70-130		1	06/28/21 12:00	06/28/21 18:29	17060-07-0	
Percent Moisture	Analytical Method: SW-846 Pace Analytical Services - Charlotte								
Percent Moisture	**17.6**	%	0.10	0.10	1		06/28/21 14:48		N2

REPORT OF LABORATORY ANALYSIS

This report shall not be reproduced, except in full,
without the written consent of Pace Analytical Services, LLC.

Pace Analytical Services, LLC
9800 Kincey Ave. Suite 100
Huntersville, NC 28078
(704)875-9092

ANALYTICAL RESULTS

Project: CPC Huntersville/2020-L1-2448
Pace Project No.: 92546589

Sample: BB1 0-2 **Lab ID: 92546589007** Collected: 06/25/21 14:25 Received: 06/25/21 17:55 Matrix: Solid

Results reported on a "dry weight" basis and are adjusted for percent moisture, sample size and any dilutions.

Parameters	Results	Units	Report Limit	MDL	DF	Prepared	Analyzed	CAS No.	Qual
VPH NC Soil	Analytical Method: MADEP VPH Preparation Method: MADEP VPH Pace Analytical Services - Charlotte								
Total VPH (C5-C12)	ND	mg/kg	4.3	4.3	1	06/30/21 11:32	06/30/21 19:43		N2
Aliphatic (C05-C08)	ND	mg/kg	4.3	4.3	1	06/30/21 11:32	06/30/21 19:43		N2
Aliphatic(C09-C12) Adjusted	ND	mg/kg	4.3	4.3	1	06/30/21 11:32	06/30/21 19:43		N2
Aromatic (C09-C10)	ND	mg/kg	4.3	4.3	1	06/30/21 11:32	06/30/21 19:43		N2
Surrogates									
4-Bromofluorobenzene (FID) (S)	104	%	70-130		1	06/30/21 11:32	06/30/21 19:43	460-00-4	
4-Bromofluorobenzene (PID) (S)	101	%	70-130		1	06/30/21 11:32	06/30/21 19:43	460-00-4	
8260D/5035A/5030B Volatiles	Analytical Method: EPA 8260D Preparation Method: EPA 5035A/5030B Pace Analytical Services - Charlotte								
Acetone	ND	ug/kg	166	53.2	1	06/28/21 12:00	06/28/21 18:48	67-64-1	
Benzene	ND	ug/kg	8.3	3.3	1	06/28/21 12:00	06/28/21 18:48	71-43-2	
Bromobenzene	ND	ug/kg	8.3	2.7	1	06/28/21 12:00	06/28/21 18:48	108-86-1	
Bromochloromethane	ND	ug/kg	8.3	2.5	1	06/28/21 12:00	06/28/21 18:48	74-97-5	
Bromodichloromethane	ND	ug/kg	8.3	3.2	1	06/28/21 12:00	06/28/21 18:48	75-27-4	
Bromoform	ND	ug/kg	8.3	2.9	1	06/28/21 12:00	06/28/21 18:48	75-25-2	
Bromomethane	ND	ug/kg	16.6	13.1	1	06/28/21 12:00	06/28/21 18:48	74-83-9	IK
2-Butanone (MEK)	ND	ug/kg	166	39.7	1	06/28/21 12:00	06/28/21 18:48	78-93-3	
n-Butylbenzene	ND	ug/kg	8.3	3.9	1	06/28/21 12:00	06/28/21 18:48	104-51-8	
sec-Butylbenzene	ND	ug/kg	8.3	3.6	1	06/28/21 12:00	06/28/21 18:48	135-98-8	
tert-Butylbenzene	ND	ug/kg	8.3	2.9	1	06/28/21 12:00	06/28/21 18:48	98-06-6	
Carbon tetrachloride	ND	ug/kg	8.3	3.1	1	06/28/21 12:00	06/28/21 18:48	56-23-5	
Chlorobenzene	ND	ug/kg	8.3	1.6	1	06/28/21 12:00	06/28/21 18:48	108-90-7	
Chloroethane	ND	ug/kg	16.6	6.4	1	06/28/21 12:00	06/28/21 18:48	75-00-3	
Chloroform	ND	ug/kg	8.3	5.0	1	06/28/21 12:00	06/28/21 18:48	67-66-3	
Chloromethane	ND	ug/kg	16.6	7.0	1	06/28/21 12:00	06/28/21 18:48	74-87-3	
2-Chlorotoluene	ND	ug/kg	8.3	2.9	1	06/28/21 12:00	06/28/21 18:48	95-49-8	
4-Chlorotoluene	ND	ug/kg	8.3	1.5	1	06/28/21 12:00	06/28/21 18:48	106-43-4	
1,2-Dibromo-3-chloropropane	ND	ug/kg	8.3	3.2	1	06/28/21 12:00	06/28/21 18:48	96-12-8	
Dibromochloromethane	ND	ug/kg	8.3	4.7	1	06/28/21 12:00	06/28/21 18:48	124-48-1	
1,2-Dibromoethane (EDB)	ND	ug/kg	8.3	3.6	1	06/28/21 12:00	06/28/21 18:48	106-93-4	
Dibromomethane	ND	ug/kg	8.3	1.8	1	06/28/21 12:00	06/28/21 18:48	74-95-3	
1,2-Dichlorobenzene	ND	ug/kg	8.3	3.0	1	06/28/21 12:00	06/28/21 18:48	95-50-1	
1,3-Dichlorobenzene	ND	ug/kg	8.3	2.6	1	06/28/21 12:00	06/28/21 18:48	541-73-1	
1,4-Dichlorobenzene	ND	ug/kg	8.3	2.2	1	06/28/21 12:00	06/28/21 18:48	106-46-7	
Dichlorodifluoromethane	ND	ug/kg	16.6	3.6	1	06/28/21 12:00	06/28/21 18:48	75-71-8	
1,1-Dichloroethane	ND	ug/kg	8.3	3.4	1	06/28/21 12:00	06/28/21 18:48	75-34-3	
1,2-Dichloroethane	ND	ug/kg	8.3	5.5	1	06/28/21 12:00	06/28/21 18:48	107-06-2	
1,1-Dichloroethene	ND	ug/kg	8.3	3.4	1	06/28/21 12:00	06/28/21 18:48	75-35-4	
cis-1,2-Dichloroethene	ND	ug/kg	8.3	2.8	1	06/28/21 12:00	06/28/21 18:48	156-59-2	
trans-1,2-Dichloroethene	ND	ug/kg	8.3	2.9	1	06/28/21 12:00	06/28/21 18:48	156-60-5	
1,2-Dichloropropane	ND	ug/kg	8.3	2.5	1	06/28/21 12:00	06/28/21 18:48	78-87-5	
1,3-Dichloropropane	ND	ug/kg	8.3	2.6	1	06/28/21 12:00	06/28/21 18:48	142-28-9	
2,2-Dichloropropane	ND	ug/kg	8.3	2.7	1	06/28/21 12:00	06/28/21 18:48	594-20-7	

REPORT OF LABORATORY ANALYSIS

This report shall not be reproduced, except in full,
without the written consent of Pace Analytical Services, LLC.

Pace Analytical Services, LLC
9800 Kincey Ave. Suite 100
Huntersville, NC 28078
(704)875-9092

ANALYTICAL RESULTS

Project: CPC Huntersville/2020-L1-2448
Pace Project No.: 92546589

Sample: BB1 0-2 **Lab ID: 92546589007** Collected: 06/25/21 14:25 Received: 06/25/21 17:55 Matrix: Solid

Results reported on a "dry weight" basis and are adjusted for percent moisture, sample size and any dilutions.

Parameters	Results	Units	Report Limit	MDL	DF	Prepared	Analyzed	CAS No.	Qual
8260D/5035A/5030B Volatiles	Analytical Method: EPA 8260D Preparation Method: EPA 5035A/5030B Pace Analytical Services - Charlotte								
1,1-Dichloropropene	ND	ug/kg	8.3	4.0	1	06/28/21 12:00	06/28/21 18:48	563-58-6	
cis-1,3-Dichloropropene	ND	ug/kg	8.3	2.3	1	06/28/21 12:00	06/28/21 18:48	10061-01-5	
trans-1,3-Dichloropropene	ND	ug/kg	8.3	2.8	1	06/28/21 12:00	06/28/21 18:48	10061-02-6	
Diisopropyl ether	ND	ug/kg	8.3	2.2	1	06/28/21 12:00	06/28/21 18:48	108-20-3	
Ethylbenzene	ND	ug/kg	8.3	3.9	1	06/28/21 12:00	06/28/21 18:48	100-41-4	
Hexachloro-1,3-butadiene	ND	ug/kg	16.6	13.5	1	06/28/21 12:00	06/28/21 18:48	87-68-3	
2-Hexanone	ND	ug/kg	82.8	8.0	1	06/28/21 12:00	06/28/21 18:48	591-78-6	
Isopropylbenzene (Cumene)	ND	ug/kg	8.3	2.8	1	06/28/21 12:00	06/28/21 18:48	98-82-8	
p-Isopropyltoluene	ND	ug/kg	8.3	4.1	1	06/28/21 12:00	06/28/21 18:48	99-87-6	
Methylene Chloride	ND	ug/kg	33.1	22.7	1	06/28/21 12:00	06/28/21 18:48	75-09-2	
4-Methyl-2-pentanone (MIBK)	ND	ug/kg	82.8	8.0	1	06/28/21 12:00	06/28/21 18:48	108-10-1	
Methyl-tert-butyl ether	ND	ug/kg	8.3	3.1	1	06/28/21 12:00	06/28/21 18:48	1634-04-4	
Naphthalene	ND	ug/kg	8.3	4.4	1	06/28/21 12:00	06/28/21 18:48	91-20-3	
n-Propylbenzene	ND	ug/kg	8.3	2.9	1	06/28/21 12:00	06/28/21 18:48	103-65-1	
Styrene	ND	ug/kg	8.3	2.2	1	06/28/21 12:00	06/28/21 18:48	100-42-5	
1,1,1,2-Tetrachloroethane	ND	ug/kg	8.3	3.2	1	06/28/21 12:00	06/28/21 18:48	630-20-6	
1,1,2,2-Tetrachloroethane	ND	ug/kg	8.3	2.2	1	06/28/21 12:00	06/28/21 18:48	79-34-5	
Tetrachloroethene	ND	ug/kg	8.3	2.6	1	06/28/21 12:00	06/28/21 18:48	127-18-4	
Toluene	ND	ug/kg	8.3	2.4	1	06/28/21 12:00	06/28/21 18:48	108-88-3	
1,2,3-Trichlorobenzene	ND	ug/kg	8.3	6.7	1	06/28/21 12:00	06/28/21 18:48	87-61-6	
1,2,4-Trichlorobenzene	ND	ug/kg	8.3	7.0	1	06/28/21 12:00	06/28/21 18:48	120-82-1	
1,1,1-Trichloroethane	ND	ug/kg	8.3	4.3	1	06/28/21 12:00	06/28/21 18:48	71-55-6	
1,1,2-Trichloroethane	ND	ug/kg	8.3	2.7	1	06/28/21 12:00	06/28/21 18:48	79-00-5	
Trichloroethene	ND	ug/kg	8.3	2.1	1	06/28/21 12:00	06/28/21 18:48	79-01-6	
Trichlorofluoromethane	ND	ug/kg	8.3	4.6	1	06/28/21 12:00	06/28/21 18:48	75-69-4	
1,2,3-Trichloropropane	ND	ug/kg	8.3	4.2	1	06/28/21 12:00	06/28/21 18:48	96-18-4	
1,2,4-Trimethylbenzene	ND	ug/kg	8.3	2.3	1	06/28/21 12:00	06/28/21 18:48	95-63-6	
1,3,5-Trimethylbenzene	ND	ug/kg	8.3	2.8	1	06/28/21 12:00	06/28/21 18:48	108-67-8	
Vinyl acetate	ND	ug/kg	82.8	6.0	1	06/28/21 12:00	06/28/21 18:48	108-05-4	
Vinyl chloride	ND	ug/kg	16.6	4.2	1	06/28/21 12:00	06/28/21 18:48	75-01-4	
Xylene (Total)	ND	ug/kg	16.6	4.7	1	06/28/21 12:00	06/28/21 18:48	1330-20-7	
m&p-Xylene	ND	ug/kg	16.6	5.7	1	06/28/21 12:00	06/28/21 18:48	179601-23-1	
o-Xylene	ND	ug/kg	8.3	3.7	1	06/28/21 12:00	06/28/21 18:48	95-47-6	
Surrogates									
Toluene-d8 (S)	102	%	70-130		1	06/28/21 12:00	06/28/21 18:48	2037-26-5	
4-Bromofluorobenzene (S)	99	%	69-134		1	06/28/21 12:00	06/28/21 18:48	460-00-4	
1,2-Dichloroethane-d4 (S)	111	%	70-130		1	06/28/21 12:00	06/28/21 18:48	17060-07-0	
Percent Moisture	Analytical Method: SW-846 Pace Analytical Services - Charlotte								
Percent Moisture	**26.9**	%	0.10	0.10	1		06/28/21 14:48		N2

REPORT OF LABORATORY ANALYSIS

This report shall not be reproduced, except in full,
without the written consent of Pace Analytical Services, LLC.

Pace Analytical Services, LLC
9800 Kincey Ave. Suite 100
Huntersville, NC 28078
(704)875-9092

ANALYTICAL RESULTS

Project: CPC Huntersville/2020-L1-2448
Pace Project No.: 92546589

Sample: BB1 16-18 **Lab ID: 92546589008** Collected: 06/25/21 14:55 Received: 06/25/21 17:55 Matrix: Solid

Results reported on a "dry weight" basis and are adjusted for percent moisture, sample size and any dilutions.

Parameters	Results	Units	Report Limit	MDL	DF	Prepared	Analyzed	CAS No.	Qual
VPH NC Soil	Analytical Method: MADEP VPH Preparation Method: MADEP VPH Pace Analytical Services - Charlotte								
Total VPH (C5-C12)	ND	mg/kg	3.0	3.0	1	06/30/21 11:32	06/30/21 20:11		N2
Aliphatic (C05-C08)	ND	mg/kg	3.0	3.0	1	06/30/21 11:32	06/30/21 20:11		N2
Aliphatic(C09-C12) Adjusted	ND	mg/kg	3.0	3.0	1	06/30/21 11:32	06/30/21 20:11		N2
Aromatic (C09-C10)	ND	mg/kg	3.0	3.0	1	06/30/21 11:32	06/30/21 20:11		N2
Surrogates									
4-Bromofluorobenzene (FID) (S)	103	%	70-130		1	06/30/21 11:32	06/30/21 20:11	460-00-4	
4-Bromofluorobenzene (PID) (S)	99	%	70-130		1	06/30/21 11:32	06/30/21 20:11	460-00-4	
8260D/5035A/5030B Volatiles	Analytical Method: EPA 8260D Preparation Method: EPA 5035A/5030B Pace Analytical Services - Charlotte								
Acetone	ND	ug/kg	119	38.2	1	06/28/21 12:00	06/28/21 19:06	67-64-1	
Benzene	ND	ug/kg	5.9	2.4	1	06/28/21 12:00	06/28/21 19:06	71-43-2	
Bromobenzene	ND	ug/kg	5.9	1.9	1	06/28/21 12:00	06/28/21 19:06	108-86-1	
Bromochloromethane	ND	ug/kg	5.9	1.8	1	06/28/21 12:00	06/28/21 19:06	74-97-5	
Bromodichloromethane	ND	ug/kg	5.9	2.3	1	06/28/21 12:00	06/28/21 19:06	75-27-4	
Bromoform	ND	ug/kg	5.9	2.1	1	06/28/21 12:00	06/28/21 19:06	75-25-2	
Bromomethane	ND	ug/kg	11.9	9.4	1	06/28/21 12:00	06/28/21 19:06	74-83-9	IK
2-Butanone (MEK)	ND	ug/kg	119	28.5	1	06/28/21 12:00	06/28/21 19:06	78-93-3	
n-Butylbenzene	ND	ug/kg	5.9	2.8	1	06/28/21 12:00	06/28/21 19:06	104-51-8	
sec-Butylbenzene	ND	ug/kg	5.9	2.6	1	06/28/21 12:00	06/28/21 19:06	135-98-8	
tert-Butylbenzene	ND	ug/kg	5.9	2.1	1	06/28/21 12:00	06/28/21 19:06	98-06-6	
Carbon tetrachloride	ND	ug/kg	5.9	2.2	1	06/28/21 12:00	06/28/21 19:06	56-23-5	
Chlorobenzene	ND	ug/kg	5.9	1.1	1	06/28/21 12:00	06/28/21 19:06	108-90-7	
Chloroethane	ND	ug/kg	11.9	4.6	1	06/28/21 12:00	06/28/21 19:06	75-00-3	
Chloroform	ND	ug/kg	5.9	3.6	1	06/28/21 12:00	06/28/21 19:06	67-66-3	
Chloromethane	ND	ug/kg	11.9	5.0	1	06/28/21 12:00	06/28/21 19:06	74-87-3	
2-Chlorotoluene	ND	ug/kg	5.9	2.1	1	06/28/21 12:00	06/28/21 19:06	95-49-8	
4-Chlorotoluene	ND	ug/kg	5.9	1.1	1	06/28/21 12:00	06/28/21 19:06	106-43-4	
1,2-Dibromo-3-chloropropane	ND	ug/kg	5.9	2.3	1	06/28/21 12:00	06/28/21 19:06	96-12-8	
Dibromochloromethane	ND	ug/kg	5.9	3.3	1	06/28/21 12:00	06/28/21 19:06	124-48-1	
1,2-Dibromoethane (EDB)	ND	ug/kg	5.9	2.6	1	06/28/21 12:00	06/28/21 19:06	106-93-4	
Dibromomethane	ND	ug/kg	5.9	1.3	1	06/28/21 12:00	06/28/21 19:06	74-95-3	
1,2-Dichlorobenzene	ND	ug/kg	5.9	2.1	1	06/28/21 12:00	06/28/21 19:06	95-50-1	
1,3-Dichlorobenzene	ND	ug/kg	5.9	1.8	1	06/28/21 12:00	06/28/21 19:06	541-73-1	
1,4-Dichlorobenzene	ND	ug/kg	5.9	1.5	1	06/28/21 12:00	06/28/21 19:06	106-46-7	
Dichlorodifluoromethane	ND	ug/kg	11.9	2.6	1	06/28/21 12:00	06/28/21 19:06	75-71-8	
1,1-Dichloroethane	ND	ug/kg	5.9	2.5	1	06/28/21 12:00	06/28/21 19:06	75-34-3	
1,2-Dichloroethane	ND	ug/kg	5.9	3.9	1	06/28/21 12:00	06/28/21 19:06	107-06-2	
1,1-Dichloroethene	ND	ug/kg	5.9	2.5	1	06/28/21 12:00	06/28/21 19:06	75-35-4	
cis-1,2-Dichloroethene	ND	ug/kg	5.9	2.0	1	06/28/21 12:00	06/28/21 19:06	156-59-2	
trans-1,2-Dichloroethene	ND	ug/kg	5.9	2.1	1	06/28/21 12:00	06/28/21 19:06	156-60-5	
1,2-Dichloropropane	ND	ug/kg	5.9	1.8	1	06/28/21 12:00	06/28/21 19:06	78-87-5	
1,3-Dichloropropane	ND	ug/kg	5.9	1.9	1	06/28/21 12:00	06/28/21 19:06	142-28-9	
2,2-Dichloropropane	ND	ug/kg	5.9	1.9	1	06/28/21 12:00	06/28/21 19:06	594-20-7	

REPORT OF LABORATORY ANALYSIS

This report shall not be reproduced, except in full,
without the written consent of Pace Analytical Services, LLC.

Pace Analytical Services, LLC
9800 Kincey Ave. Suite 100
Huntersville, NC 28078
(704)875-9092

ANALYTICAL RESULTS

Project: CPC Huntersville/2020-L1-2448
Pace Project No.: 92546589

Sample: BB1 16-18 **Lab ID: 92546589008** Collected: 06/25/21 14:55 Received: 06/25/21 17:55 Matrix: Solid

Results reported on a "dry weight" basis and are adjusted for percent moisture, sample size and any dilutions.

Parameters	Results	Units	Report Limit	MDL	DF	Prepared	Analyzed	CAS No.	Qual
8260D/5035A/5030B Volatiles	Analytical Method: EPA 8260D Preparation Method: EPA 5035A/5030B Pace Analytical Services - Charlotte								
1,1-Dichloropropene	ND	ug/kg	5.9	2.9	1	06/28/21 12:00	06/28/21 19:06	563-58-6	
cis-1,3-Dichloropropene	ND	ug/kg	5.9	1.6	1	06/28/21 12:00	06/28/21 19:06	10061-01-5	
trans-1,3-Dichloropropene	ND	ug/kg	5.9	2.0	1	06/28/21 12:00	06/28/21 19:06	10061-02-6	
Diisopropyl ether	ND	ug/kg	5.9	1.6	1	06/28/21 12:00	06/28/21 19:06	108-20-3	
Ethylbenzene	**15.6**	ug/kg	5.9	2.8	1	06/28/21 12:00	06/28/21 19:06	100-41-4	
Hexachloro-1,3-butadiene	ND	ug/kg	11.9	9.7	1	06/28/21 12:00	06/28/21 19:06	87-68-3	
2-Hexanone	ND	ug/kg	59.5	5.7	1	06/28/21 12:00	06/28/21 19:06	591-78-6	
Isopropylbenzene (Cumene)	ND	ug/kg	5.9	2.0	1	06/28/21 12:00	06/28/21 19:06	98-82-8	
p-Isopropyltoluene	**19.6**	ug/kg	5.9	2.9	1	06/28/21 12:00	06/28/21 19:06	99-87-6	
Methylene Chloride	ND	ug/kg	23.8	16.3	1	06/28/21 12:00	06/28/21 19:06	75-09-2	
4-Methyl-2-pentanone (MIBK)	ND	ug/kg	59.5	5.7	1	06/28/21 12:00	06/28/21 19:06	108-10-1	
Methyl-tert-butyl ether	ND	ug/kg	5.9	2.2	1	06/28/21 12:00	06/28/21 19:06	1634-04-4	
Naphthalene	**9.1**	ug/kg	5.9	3.1	1	06/28/21 12:00	06/28/21 19:06	91-20-3	
n-Propylbenzene	ND	ug/kg	5.9	2.1	1	06/28/21 12:00	06/28/21 19:06	103-65-1	
Styrene	ND	ug/kg	5.9	1.6	1	06/28/21 12:00	06/28/21 19:06	100-42-5	
1,1,1,2-Tetrachloroethane	ND	ug/kg	5.9	2.3	1	06/28/21 12:00	06/28/21 19:06	630-20-6	
1,1,2,2-Tetrachloroethane	ND	ug/kg	5.9	1.6	1	06/28/21 12:00	06/28/21 19:06	79-34-5	
Tetrachloroethene	ND	ug/kg	5.9	1.9	1	06/28/21 12:00	06/28/21 19:06	127-18-4	
Toluene	**52.1**	ug/kg	5.9	1.7	1	06/28/21 12:00	06/28/21 19:06	108-88-3	
1,2,3-Trichlorobenzene	ND	ug/kg	5.9	4.8	1	06/28/21 12:00	06/28/21 19:06	87-61-6	
1,2,4-Trichlorobenzene	ND	ug/kg	5.9	5.0	1	06/28/21 12:00	06/28/21 19:06	120-82-1	
1,1,1-Trichloroethane	ND	ug/kg	5.9	3.1	1	06/28/21 12:00	06/28/21 19:06	71-55-6	
1,1,2-Trichloroethane	ND	ug/kg	5.9	2.0	1	06/28/21 12:00	06/28/21 19:06	79-00-5	
Trichloroethene	ND	ug/kg	5.9	1.5	1	06/28/21 12:00	06/28/21 19:06	79-01-6	
Trichlorofluoromethane	ND	ug/kg	5.9	3.3	1	06/28/21 12:00	06/28/21 19:06	75-69-4	
1,2,3-Trichloropropane	ND	ug/kg	5.9	3.0	1	06/28/21 12:00	06/28/21 19:06	96-18-4	
1,2,4-Trimethylbenzene	**33.9**	ug/kg	5.9	1.6	1	06/28/21 12:00	06/28/21 19:06	95-63-6	
1,3,5-Trimethylbenzene	ND	ug/kg	5.9	2.0	1	06/28/21 12:00	06/28/21 19:06	108-67-8	
Vinyl acetate	ND	ug/kg	59.5	4.3	1	06/28/21 12:00	06/28/21 19:06	108-05-4	
Vinyl chloride	ND	ug/kg	11.9	3.0	1	06/28/21 12:00	06/28/21 19:06	75-01-4	
Xylene (Total)	**99.9**	ug/kg	11.9	3.4	1	06/28/21 12:00	06/28/21 19:06	1330-20-7	
m&p-Xylene	**66.4**	ug/kg	11.9	4.1	1	06/28/21 12:00	06/28/21 19:06	179601-23-1	
o-Xylene	**33.5**	ug/kg	5.9	2.6	1	06/28/21 12:00	06/28/21 19:06	95-47-6	
Surrogates									
Toluene-d8 (S)	101	%	70-130		1	06/28/21 12:00	06/28/21 19:06	2037-26-5	
4-Bromofluorobenzene (S)	100	%	69-134		1	06/28/21 12:00	06/28/21 19:06	460-00-4	
1,2-Dichloroethane-d4 (S)	109	%	70-130		1	06/28/21 12:00	06/28/21 19:06	17060-07-0	
Percent Moisture	Analytical Method: SW-846 Pace Analytical Services - Charlotte								
Percent Moisture	**14.5**	%	0.10	0.10	1		06/28/21 14:49		N2

REPORT OF LABORATORY ANALYSIS

This report shall not be reproduced, except in full,
without the written consent of Pace Analytical Services, LLC.

Pace Analytical Services, LLC
9800 Kincey Ave. Suite 100
Huntersville, NC 28078
(704)875-9092

ANALYTICAL RESULTS

Project: CPC Huntersville/2020-L1-2448
Pace Project No.: 92546589

Sample: BA1 0-2 **Lab ID: 92546589009** Collected: 06/25/21 16:15 Received: 06/25/21 17:55 Matrix: Solid

Results reported on a "dry weight" basis and are adjusted for percent moisture, sample size and any dilutions.

Parameters	Results	Units	Report Limit	MDL	DF	Prepared	Analyzed	CAS No.	Qual
VPH NC Soil	Analytical Method: MADEP VPH Preparation Method: MADEP VPH Pace Analytical Services - Charlotte								
Total VPH (C5-C12)	**3.7**	mg/kg	3.4	3.4	1	06/30/21 11:32	06/30/21 20:40		N2
Aliphatic (C05-C08)	ND	mg/kg	3.4	3.4	1	06/30/21 11:32	06/30/21 20:40		N2
Aliphatic(C09-C12) Adjusted	ND	mg/kg	3.4	3.4	1	06/30/21 11:32	06/30/21 20:40		N2
Aromatic (C09-C10)	ND	mg/kg	3.4	3.4	1	06/30/21 11:32	06/30/21 20:40		N2
Surrogates									
4-Bromofluorobenzene (FID) (S)	105	%	70-130		1	06/30/21 11:32	06/30/21 20:40	460-00-4	
4-Bromofluorobenzene (PID) (S)	102	%	70-130		1	06/30/21 11:32	06/30/21 20:40	460-00-4	
8260D/5035A/5030B Volatiles	Analytical Method: EPA 8260D Preparation Method: EPA 5035A/5030B Pace Analytical Services - Charlotte								
Acetone	ND	ug/kg	130	41.7	1	06/28/21 12:00	06/28/21 19:25	67-64-1	
Benzene	ND	ug/kg	6.5	2.6	1	06/28/21 12:00	06/28/21 19:25	71-43-2	
Bromobenzene	ND	ug/kg	6.5	2.1	1	06/28/21 12:00	06/28/21 19:25	108-86-1	
Bromochloromethane	ND	ug/kg	6.5	1.9	1	06/28/21 12:00	06/28/21 19:25	74-97-5	
Bromodichloromethane	ND	ug/kg	6.5	2.5	1	06/28/21 12:00	06/28/21 19:25	75-27-4	
Bromoform	ND	ug/kg	6.5	2.3	1	06/28/21 12:00	06/28/21 19:25	75-25-2	
Bromomethane	ND	ug/kg	13.0	10.3	1	06/28/21 12:00	06/28/21 19:25	74-83-9	IK
2-Butanone (MEK)	ND	ug/kg	130	31.2	1	06/28/21 12:00	06/28/21 19:25	78-93-3	
n-Butylbenzene	ND	ug/kg	6.5	3.1	1	06/28/21 12:00	06/28/21 19:25	104-51-8	
sec-Butylbenzene	ND	ug/kg	6.5	2.9	1	06/28/21 12:00	06/28/21 19:25	135-98-8	
tert-Butylbenzene	ND	ug/kg	6.5	2.3	1	06/28/21 12:00	06/28/21 19:25	98-06-6	
Carbon tetrachloride	ND	ug/kg	6.5	2.4	1	06/28/21 12:00	06/28/21 19:25	56-23-5	
Chlorobenzene	ND	ug/kg	6.5	1.2	1	06/28/21 12:00	06/28/21 19:25	108-90-7	
Chloroethane	ND	ug/kg	13.0	5.0	1	06/28/21 12:00	06/28/21 19:25	75-00-3	
Chloroform	ND	ug/kg	6.5	4.0	1	06/28/21 12:00	06/28/21 19:25	67-66-3	
Chloromethane	ND	ug/kg	13.0	5.5	1	06/28/21 12:00	06/28/21 19:25	74-87-3	
2-Chlorotoluene	ND	ug/kg	6.5	2.3	1	06/28/21 12:00	06/28/21 19:25	95-49-8	
4-Chlorotoluene	ND	ug/kg	6.5	1.2	1	06/28/21 12:00	06/28/21 19:25	106-43-4	
1,2-Dibromo-3-chloropropane	ND	ug/kg	6.5	2.5	1	06/28/21 12:00	06/28/21 19:25	96-12-8	
Dibromochloromethane	ND	ug/kg	6.5	3.7	1	06/28/21 12:00	06/28/21 19:25	124-48-1	
1,2-Dibromoethane (EDB)	ND	ug/kg	6.5	2.9	1	06/28/21 12:00	06/28/21 19:25	106-93-4	
Dibromomethane	ND	ug/kg	6.5	1.4	1	06/28/21 12:00	06/28/21 19:25	74-95-3	
1,2-Dichlorobenzene	ND	ug/kg	6.5	2.3	1	06/28/21 12:00	06/28/21 19:25	95-50-1	
1,3-Dichlorobenzene	ND	ug/kg	6.5	2.0	1	06/28/21 12:00	06/28/21 19:25	541-73-1	
1,4-Dichlorobenzene	ND	ug/kg	6.5	1.7	1	06/28/21 12:00	06/28/21 19:25	106-46-7	
Dichlorodifluoromethane	ND	ug/kg	13.0	2.8	1	06/28/21 12:00	06/28/21 19:25	75-71-8	
1,1-Dichloroethane	ND	ug/kg	6.5	2.7	1	06/28/21 12:00	06/28/21 19:25	75-34-3	
1,2-Dichloroethane	ND	ug/kg	6.5	4.3	1	06/28/21 12:00	06/28/21 19:25	107-06-2	
1,1-Dichloroethene	ND	ug/kg	6.5	2.7	1	06/28/21 12:00	06/28/21 19:25	75-35-4	
cis-1,2-Dichloroethene	ND	ug/kg	6.5	2.2	1	06/28/21 12:00	06/28/21 19:25	156-59-2	
trans-1,2-Dichloroethene	ND	ug/kg	6.5	2.3	1	06/28/21 12:00	06/28/21 19:25	156-60-5	
1,2-Dichloropropane	ND	ug/kg	6.5	2.0	1	06/28/21 12:00	06/28/21 19:25	78-87-5	
1,3-Dichloropropane	ND	ug/kg	6.5	2.0	1	06/28/21 12:00	06/28/21 19:25	142-28-9	
2,2-Dichloropropane	ND	ug/kg	6.5	2.1	1	06/28/21 12:00	06/28/21 19:25	594-20-7	

REPORT OF LABORATORY ANALYSIS

This report shall not be reproduced, except in full,
without the written consent of Pace Analytical Services, LLC.

Pace Analytical Services, LLC
9800 Kincey Ave. Suite 100
Huntersville, NC 28078
(704)875-9092

ANALYTICAL RESULTS

Project: CPC Huntersville/2020-L1-2448
Pace Project No.: 92546589

Sample: BA1 0-2 **Lab ID: 92546589009** Collected: 06/25/21 16:15 Received: 06/25/21 17:55 Matrix: Solid

Results reported on a "dry weight" basis and are adjusted for percent moisture, sample size and any dilutions.

Parameters	Results	Units	Report Limit	MDL	DF	Prepared	Analyzed	CAS No.	Qual
8260D/5035A/5030B Volatiles	Analytical Method: EPA 8260D Preparation Method: EPA 5035A/5030B Pace Analytical Services - Charlotte								
1,1-Dichloropropene	ND	ug/kg	6.5	3.1	1	06/28/21 12:00	06/28/21 19:25	563-58-6	
cis-1,3-Dichloropropene	ND	ug/kg	6.5	1.8	1	06/28/21 12:00	06/28/21 19:25	10061-01-5	
trans-1,3-Dichloropropene	ND	ug/kg	6.5	2.2	1	06/28/21 12:00	06/28/21 19:25	10061-02-6	
Diisopropyl ether	ND	ug/kg	6.5	1.8	1	06/28/21 12:00	06/28/21 19:25	108-20-3	
Ethylbenzene	ND	ug/kg	6.5	3.0	1	06/28/21 12:00	06/28/21 19:25	100-41-4	
Hexachloro-1,3-butadiene	ND	ug/kg	13.0	10.6	1	06/28/21 12:00	06/28/21 19:25	87-68-3	
2-Hexanone	ND	ug/kg	65.0	6.3	1	06/28/21 12:00	06/28/21 19:25	591-78-6	
Isopropylbenzene (Cumene)	ND	ug/kg	6.5	2.2	1	06/28/21 12:00	06/28/21 19:25	98-82-8	
p-Isopropyltoluene	**17.2**	ug/kg	6.5	3.2	1	06/28/21 12:00	06/28/21 19:25	99-87-6	
Methylene Chloride	ND	ug/kg	26.0	17.8	1	06/28/21 12:00	06/28/21 19:25	75-09-2	
4-Methyl-2-pentanone (MIBK)	ND	ug/kg	65.0	6.3	1	06/28/21 12:00	06/28/21 19:25	108-10-1	
Methyl-tert-butyl ether	ND	ug/kg	6.5	2.4	1	06/28/21 12:00	06/28/21 19:25	1634-04-4	
Naphthalene	ND	ug/kg	6.5	3.4	1	06/28/21 12:00	06/28/21 19:25	91-20-3	
n-Propylbenzene	ND	ug/kg	6.5	2.3	1	06/28/21 12:00	06/28/21 19:25	103-65-1	
Styrene	ND	ug/kg	6.5	1.7	1	06/28/21 12:00	06/28/21 19:25	100-42-5	
1,1,1,2-Tetrachloroethane	ND	ug/kg	6.5	2.5	1	06/28/21 12:00	06/28/21 19:25	630-20-6	
1,1,2,2-Tetrachloroethane	ND	ug/kg	6.5	1.7	1	06/28/21 12:00	06/28/21 19:25	79-34-5	
Tetrachloroethene	ND	ug/kg	6.5	2.1	1	06/28/21 12:00	06/28/21 19:25	127-18-4	
Toluene	**4.2J**	ug/kg	6.5	1.8	1	06/28/21 12:00	06/28/21 19:25	108-88-3	C7
1,2,3-Trichlorobenzene	ND	ug/kg	6.5	5.3	1	06/28/21 12:00	06/28/21 19:25	87-61-6	
1,2,4-Trichlorobenzene	ND	ug/kg	6.5	5.5	1	06/28/21 12:00	06/28/21 19:25	120-82-1	
1,1,1-Trichloroethane	ND	ug/kg	6.5	3.4	1	06/28/21 12:00	06/28/21 19:25	71-55-6	
1,1,2-Trichloroethane	ND	ug/kg	6.5	2.2	1	06/28/21 12:00	06/28/21 19:25	79-00-5	
Trichloroethene	ND	ug/kg	6.5	1.7	1	06/28/21 12:00	06/28/21 19:25	79-01-6	
Trichlorofluoromethane	ND	ug/kg	6.5	3.6	1	06/28/21 12:00	06/28/21 19:25	75-69-4	
1,2,3-Trichloropropane	ND	ug/kg	6.5	3.3	1	06/28/21 12:00	06/28/21 19:25	96-18-4	
1,2,4-Trimethylbenzene	ND	ug/kg	6.5	1.8	1	06/28/21 12:00	06/28/21 19:25	95-63-6	
1,3,5-Trimethylbenzene	ND	ug/kg	6.5	2.2	1	06/28/21 12:00	06/28/21 19:25	108-67-8	
Vinyl acetate	ND	ug/kg	65.0	4.7	1	06/28/21 12:00	06/28/21 19:25	108-05-4	
Vinyl chloride	ND	ug/kg	13.0	3.3	1	06/28/21 12:00	06/28/21 19:25	75-01-4	
Xylene (Total)	ND	ug/kg	13.0	3.7	1	06/28/21 12:00	06/28/21 19:25	1330-20-7	
m&p-Xylene	ND	ug/kg	13.0	4.4	1	06/28/21 12:00	06/28/21 19:25	179601-23-1	
o-Xylene	ND	ug/kg	6.5	2.9	1	06/28/21 12:00	06/28/21 19:25	95-47-6	
Surrogates									
Toluene-d8 (S)	101	%	70-130		1	06/28/21 12:00	06/28/21 19:25	2037-26-5	
4-Bromofluorobenzene (S)	98	%	69-134		1	06/28/21 12:00	06/28/21 19:25	460-00-4	
1,2-Dichloroethane-d4 (S)	111	%	70-130		1	06/28/21 12:00	06/28/21 19:25	17060-07-0	
Percent Moisture	Analytical Method: SW-846 Pace Analytical Services - Charlotte								
Percent Moisture	**21.0**	%	0.10	0.10	1		06/28/21 14:49		N2

REPORT OF LABORATORY ANALYSIS

This report shall not be reproduced, except in full,
without the written consent of Pace Analytical Services, LLC.

Pace Analytical Services, LLC
9800 Kincey Ave. Suite 100
Huntersville, NC 28078
(704)875-9092

ANALYTICAL RESULTS

Project: CPC Huntersville/2020-L1-2448
Pace Project No.: 92546589

Sample: BA1 12-14 **Lab ID: 92546589010** Collected: 06/25/21 16:25 Received: 06/25/21 17:55 Matrix: Solid

Results reported on a "dry weight" basis and are adjusted for percent moisture, sample size and any dilutions.

Parameters	Results	Units	Report Limit	MDL	DF	Prepared	Analyzed	CAS No.	Qual
VPH NC Soil	Analytical Method: MADEP VPH Preparation Method: MADEP VPH Pace Analytical Services - Charlotte								
Total VPH (C5-C12)	ND	mg/kg	3.4	3.4	1	06/30/21 11:32	06/30/21 21:08		N2
Aliphatic (C05-C08)	ND	mg/kg	3.4	3.4	1	06/30/21 11:32	06/30/21 21:08		N2
Aliphatic(C09-C12) Adjusted	ND	mg/kg	3.4	3.4	1	06/30/21 11:32	06/30/21 21:08		N2
Aromatic (C09-C10)	ND	mg/kg	3.4	3.4	1	06/30/21 11:32	06/30/21 21:08		N2
Surrogates									
4-Bromofluorobenzene (FID) (S)	108	%	70-130		1	06/30/21 11:32	06/30/21 21:08	460-00-4	
4-Bromofluorobenzene (PID) (S)	104	%	70-130		1	06/30/21 11:32	06/30/21 21:08	460-00-4	
8260D/5035A/5030B Volatiles	Analytical Method: EPA 8260D Preparation Method: EPA 5035A/5030B Pace Analytical Services - Charlotte								
Acetone	ND	ug/kg	131	42.0	1	06/28/21 12:00	06/28/21 19:43	67-64-1	
Benzene	**5.9J**	ug/kg	6.5	2.6	1	06/28/21 12:00	06/28/21 19:43	71-43-2	
Bromobenzene	ND	ug/kg	6.5	2.1	1	06/28/21 12:00	06/28/21 19:43	108-86-1	
Bromochloromethane	ND	ug/kg	6.5	1.9	1	06/28/21 12:00	06/28/21 19:43	74-97-5	
Bromodichloromethane	ND	ug/kg	6.5	2.5	1	06/28/21 12:00	06/28/21 19:43	75-27-4	
Bromoform	ND	ug/kg	6.5	2.3	1	06/28/21 12:00	06/28/21 19:43	75-25-2	
Bromomethane	ND	ug/kg	13.1	10.3	1	06/28/21 12:00	06/28/21 19:43	74-83-9	IK
2-Butanone (MEK)	ND	ug/kg	131	31.4	1	06/28/21 12:00	06/28/21 19:43	78-93-3	
n-Butylbenzene	ND	ug/kg	6.5	3.1	1	06/28/21 12:00	06/28/21 19:43	104-51-8	
sec-Butylbenzene	ND	ug/kg	6.5	2.9	1	06/28/21 12:00	06/28/21 19:43	135-98-8	
tert-Butylbenzene	ND	ug/kg	6.5	2.3	1	06/28/21 12:00	06/28/21 19:43	98-06-6	
Carbon tetrachloride	ND	ug/kg	6.5	2.4	1	06/28/21 12:00	06/28/21 19:43	56-23-5	
Chlorobenzene	ND	ug/kg	6.5	1.3	1	06/28/21 12:00	06/28/21 19:43	108-90-7	
Chloroethane	ND	ug/kg	13.1	5.0	1	06/28/21 12:00	06/28/21 19:43	75-00-3	
Chloroform	ND	ug/kg	6.5	4.0	1	06/28/21 12:00	06/28/21 19:43	67-66-3	
Chloromethane	ND	ug/kg	13.1	5.5	1	06/28/21 12:00	06/28/21 19:43	74-87-3	
2-Chlorotoluene	ND	ug/kg	6.5	2.3	1	06/28/21 12:00	06/28/21 19:43	95-49-8	
4-Chlorotoluene	ND	ug/kg	6.5	1.2	1	06/28/21 12:00	06/28/21 19:43	106-43-4	
1,2-Dibromo-3-chloropropane	ND	ug/kg	6.5	2.5	1	06/28/21 12:00	06/28/21 19:43	96-12-8	
Dibromochloromethane	ND	ug/kg	6.5	3.7	1	06/28/21 12:00	06/28/21 19:43	124-48-1	
1,2-Dibromoethane (EDB)	ND	ug/kg	6.5	2.9	1	06/28/21 12:00	06/28/21 19:43	106-93-4	
Dibromomethane	ND	ug/kg	6.5	1.4	1	06/28/21 12:00	06/28/21 19:43	74-95-3	
1,2-Dichlorobenzene	ND	ug/kg	6.5	2.4	1	06/28/21 12:00	06/28/21 19:43	95-50-1	
1,3-Dichlorobenzene	ND	ug/kg	6.5	2.0	1	06/28/21 12:00	06/28/21 19:43	541-73-1	
1,4-Dichlorobenzene	ND	ug/kg	6.5	1.7	1	06/28/21 12:00	06/28/21 19:43	106-46-7	
Dichlorodifluoromethane	ND	ug/kg	13.1	2.8	1	06/28/21 12:00	06/28/21 19:43	75-71-8	
1,1-Dichloroethane	ND	ug/kg	6.5	2.7	1	06/28/21 12:00	06/28/21 19:43	75-34-3	
1,2-Dichloroethane	ND	ug/kg	6.5	4.3	1	06/28/21 12:00	06/28/21 19:43	107-06-2	
1,1-Dichloroethene	ND	ug/kg	6.5	2.7	1	06/28/21 12:00	06/28/21 19:43	75-35-4	
cis-1,2-Dichloroethene	ND	ug/kg	6.5	2.2	1	06/28/21 12:00	06/28/21 19:43	156-59-2	
trans-1,2-Dichloroethene	ND	ug/kg	6.5	2.3	1	06/28/21 12:00	06/28/21 19:43	156-60-5	
1,2-Dichloropropane	ND	ug/kg	6.5	2.0	1	06/28/21 12:00	06/28/21 19:43	78-87-5	
1,3-Dichloropropane	ND	ug/kg	6.5	2.0	1	06/28/21 12:00	06/28/21 19:43	142-28-9	
2,2-Dichloropropane	ND	ug/kg	6.5	2.1	1	06/28/21 12:00	06/28/21 19:43	594-20-7	

REPORT OF LABORATORY ANALYSIS

This report shall not be reproduced, except in full,
without the written consent of Pace Analytical Services, LLC.

Pace Analytical Services, LLC
9800 Kincey Ave. Suite 100
Huntersville, NC 28078
(704)875-9092

ANALYTICAL RESULTS

Project: CPC Huntersville/2020-L1-2448
Pace Project No.: 92546589

Sample: BA1 12-14 **Lab ID: 92546589010** Collected: 06/25/21 16:25 Received: 06/25/21 17:55 Matrix: Solid

Results reported on a "dry weight" basis and are adjusted for percent moisture, sample size and any dilutions.

Parameters	Results	Units	Report Limit	MDL	DF	Prepared	Analyzed	CAS No.	Qual
8260D/5035A/5030B Volatiles	Analytical Method: EPA 8260D Preparation Method: EPA 5035A/5030B Pace Analytical Services - Charlotte								
1,1-Dichloropropene	ND	ug/kg	6.5	3.1	1	06/28/21 12:00	06/28/21 19:43	563-58-6	
cis-1,3-Dichloropropene	ND	ug/kg	6.5	1.8	1	06/28/21 12:00	06/28/21 19:43	10061-01-5	
trans-1,3-Dichloropropene	ND	ug/kg	6.5	2.2	1	06/28/21 12:00	06/28/21 19:43	10061-02-6	
Diisopropyl ether	ND	ug/kg	6.5	1.8	1	06/28/21 12:00	06/28/21 19:43	108-20-3	
Ethylbenzene	ND	ug/kg	6.5	3.0	1	06/28/21 12:00	06/28/21 19:43	100-41-4	
Hexachloro-1,3-butadiene	ND	ug/kg	13.1	10.7	1	06/28/21 12:00	06/28/21 19:43	87-68-3	
2-Hexanone	ND	ug/kg	65.3	6.3	1	06/28/21 12:00	06/28/21 19:43	591-78-6	
Isopropylbenzene (Cumene)	ND	ug/kg	6.5	2.2	1	06/28/21 12:00	06/28/21 19:43	98-82-8	
p-Isopropyltoluene	ND	ug/kg	6.5	3.2	1	06/28/21 12:00	06/28/21 19:43	99-87-6	
Methylene Chloride	ND	ug/kg	26.1	17.9	1	06/28/21 12:00	06/28/21 19:43	75-09-2	
4-Methyl-2-pentanone (MIBK)	ND	ug/kg	65.3	6.3	1	06/28/21 12:00	06/28/21 19:43	108-10-1	
Methyl-tert-butyl ether	ND	ug/kg	6.5	2.4	1	06/28/21 12:00	06/28/21 19:43	1634-04-4	
Naphthalene	ND	ug/kg	6.5	3.4	1	06/28/21 12:00	06/28/21 19:43	91-20-3	
n-Propylbenzene	ND	ug/kg	6.5	2.3	1	06/28/21 12:00	06/28/21 19:43	103-65-1	
Styrene	ND	ug/kg	6.5	1.7	1	06/28/21 12:00	06/28/21 19:43	100-42-5	
1,1,1,2-Tetrachloroethane	ND	ug/kg	6.5	2.5	1	06/28/21 12:00	06/28/21 19:43	630-20-6	
1,1,2,2-Tetrachloroethane	ND	ug/kg	6.5	1.7	1	06/28/21 12:00	06/28/21 19:43	79-34-5	
Tetrachloroethene	ND	ug/kg	6.5	2.1	1	06/28/21 12:00	06/28/21 19:43	127-18-4	
Toluene	**22.5**	ug/kg	6.5	1.9	1	06/28/21 12:00	06/28/21 19:43	108-88-3	C7
1,2,3-Trichlorobenzene	ND	ug/kg	6.5	5.3	1	06/28/21 12:00	06/28/21 19:43	87-61-6	
1,2,4-Trichlorobenzene	ND	ug/kg	6.5	5.5	1	06/28/21 12:00	06/28/21 19:43	120-82-1	
1,1,1-Trichloroethane	ND	ug/kg	6.5	3.4	1	06/28/21 12:00	06/28/21 19:43	71-55-6	
1,1,2-Trichloroethane	ND	ug/kg	6.5	2.2	1	06/28/21 12:00	06/28/21 19:43	79-00-5	
Trichloroethene	ND	ug/kg	6.5	1.7	1	06/28/21 12:00	06/28/21 19:43	79-01-6	
Trichlorofluoromethane	ND	ug/kg	6.5	3.6	1	06/28/21 12:00	06/28/21 19:43	75-69-4	
1,2,3-Trichloropropane	ND	ug/kg	6.5	3.3	1	06/28/21 12:00	06/28/21 19:43	96-18-4	
1,2,4-Trimethylbenzene	ND	ug/kg	6.5	1.8	1	06/28/21 12:00	06/28/21 19:43	95-63-6	
1,3,5-Trimethylbenzene	ND	ug/kg	6.5	2.2	1	06/28/21 12:00	06/28/21 19:43	108-67-8	
Vinyl acetate	ND	ug/kg	65.3	4.8	1	06/28/21 12:00	06/28/21 19:43	108-05-4	
Vinyl chloride	ND	ug/kg	13.1	3.3	1	06/28/21 12:00	06/28/21 19:43	75-01-4	
Xylene (Total)	**9.5J**	ug/kg	13.1	3.7	1	06/28/21 12:00	06/28/21 19:43	1330-20-7	
m&p-Xylene	**9.5J**	ug/kg	13.1	4.5	1	06/28/21 12:00	06/28/21 19:43	179601-23-1	
o-Xylene	ND	ug/kg	6.5	2.9	1	06/28/21 12:00	06/28/21 19:43	95-47-6	
Surrogates									
Toluene-d8 (S)	101	%	70-130		1	06/28/21 12:00	06/28/21 19:43	2037-26-5	
4-Bromofluorobenzene (S)	98	%	69-134		1	06/28/21 12:00	06/28/21 19:43	460-00-4	
1,2-Dichloroethane-d4 (S)	108	%	70-130		1	06/28/21 12:00	06/28/21 19:43	17060-07-0	
Percent Moisture	Analytical Method: SW-846 Pace Analytical Services - Charlotte								
Percent Moisture	**17.4**	%	0.10	0.10	1		06/28/21 14:49		N2

REPORT OF LABORATORY ANALYSIS

This report shall not be reproduced, except in full,
without the written consent of Pace Analytical Services, LLC.

Pace Analytical Services, LLC
9800 Kincey Ave. Suite 100
Huntersville, NC 28078
(704)875-9092

ANALYTICAL RESULTS

Project: CPC Huntersville/2020-L1-2448
Pace Project No.: 92546589

Sample: BA1 32-34 **Lab ID: 92546589011** Collected: 06/25/21 16:25 Received: 06/25/21 17:55 Matrix: Solid

Results reported on a "dry weight" basis and are adjusted for percent moisture, sample size and any dilutions.

Parameters	Results	Units	Report Limit	MDL	DF	Prepared	Analyzed	CAS No.	Qual
VPH NC Soil	Analytical Method: MADEP VPH Preparation Method: MADEP VPH Pace Analytical Services - Charlotte								
Total VPH (C5-C12)	**89.9**	mg/kg	3.5	3.5	1	07/01/21 13:06	07/02/21 00:53		N2
Aliphatic (C05-C08)	**65.1**	mg/kg	3.5	3.5	1	07/01/21 13:06	07/02/21 00:53		N2
Aliphatic(C09-C12) Adjusted	**18.2**	mg/kg	3.5	3.5	1	07/01/21 13:06	07/02/21 00:53		N2
Aromatic (C09-C10)	**6.5**	mg/kg	3.5	3.5	1	07/01/21 13:06	07/02/21 00:53		N2
Surrogates									
4-Bromofluorobenzene (FID) (S)	110	%	70-130		1	07/01/21 13:06	07/02/21 00:53	460-00-4	
4-Bromofluorobenzene (PID) (S)	105	%	70-130		1	07/01/21 13:06	07/02/21 00:53	460-00-4	
8260D/5035A/5030B Volatiles	Analytical Method: EPA 8260D Preparation Method: EPA 5035A/5030B Pace Analytical Services - Charlotte								
Acetone	**1520**	ug/kg	1170	374	10	06/30/21 13:07	07/01/21 01:49	67-64-1	
Benzene	**2200**	ug/kg	58.3	23.2	10	06/30/21 13:07	07/01/21 01:49	71-43-2	
Bromobenzene	ND	ug/kg	58.3	19.0	10	06/30/21 13:07	07/01/21 01:49	108-86-1	
Bromochloromethane	ND	ug/kg	58.3	17.3	10	06/30/21 13:07	07/01/21 01:49	74-97-5	
Bromodichloromethane	ND	ug/kg	58.3	22.5	10	06/30/21 13:07	07/01/21 01:49	75-27-4	
Bromoform	ND	ug/kg	58.3	20.5	10	06/30/21 13:07	07/01/21 01:49	75-25-2	
Bromomethane	ND	ug/kg	117	92.1	10	06/30/21 13:07	07/01/21 01:49	74-83-9	IK,v1
2-Butanone (MEK)	ND	ug/kg	1170	280	10	06/30/21 13:07	07/01/21 01:49	78-93-3	
n-Butylbenzene	ND	ug/kg	58.3	27.5	10	06/30/21 13:07	07/01/21 01:49	104-51-8	M1
sec-Butylbenzene	ND	ug/kg	58.3	25.7	10	06/30/21 13:07	07/01/21 01:49	135-98-8	
tert-Butylbenzene	ND	ug/kg	58.3	20.8	10	06/30/21 13:07	07/01/21 01:49	98-06-6	
Carbon tetrachloride	ND	ug/kg	58.3	21.8	10	06/30/21 13:07	07/01/21 01:49	56-23-5	
Chlorobenzene	ND	ug/kg	58.3	11.2	10	06/30/21 13:07	07/01/21 01:49	108-90-7	
Chloroethane	ND	ug/kg	117	45.0	10	06/30/21 13:07	07/01/21 01:49	75-00-3	M1
Chloroform	ND	ug/kg	58.3	35.4	10	06/30/21 13:07	07/01/21 01:49	67-66-3	
Chloromethane	ND	ug/kg	117	49.0	10	06/30/21 13:07	07/01/21 01:49	74-87-3	
2-Chlorotoluene	ND	ug/kg	58.3	20.6	10	06/30/21 13:07	07/01/21 01:49	95-49-8	
4-Chlorotoluene	ND	ug/kg	58.3	10.3	10	06/30/21 13:07	07/01/21 01:49	106-43-4	
1,2-Dibromo-3-chloropropane	ND	ug/kg	58.3	22.6	10	06/30/21 13:07	07/01/21 01:49	96-12-8	
Dibromochloromethane	ND	ug/kg	58.3	32.8	10	06/30/21 13:07	07/01/21 01:49	124-48-1	
1,2-Dibromoethane (EDB)	ND	ug/kg	58.3	25.7	10	06/30/21 13:07	07/01/21 01:49	106-93-4	
Dibromomethane	ND	ug/kg	58.3	12.5	10	06/30/21 13:07	07/01/21 01:49	74-95-3	
1,2-Dichlorobenzene	ND	ug/kg	58.3	21.0	10	06/30/21 13:07	07/01/21 01:49	95-50-1	
1,3-Dichlorobenzene	ND	ug/kg	58.3	18.1	10	06/30/21 13:07	07/01/21 01:49	541-73-1	
1,4-Dichlorobenzene	ND	ug/kg	58.3	15.2	10	06/30/21 13:07	07/01/21 01:49	106-46-7	
Dichlorodifluoromethane	ND	ug/kg	117	25.3	10	06/30/21 13:07	07/01/21 01:49	75-71-8	
1,1-Dichloroethane	ND	ug/kg	58.3	24.0	10	06/30/21 13:07	07/01/21 01:49	75-34-3	
1,2-Dichloroethane	ND	ug/kg	58.3	38.6	10	06/30/21 13:07	07/01/21 01:49	107-06-2	
1,1-Dichloroethene	ND	ug/kg	58.3	24.0	10	06/30/21 13:07	07/01/21 01:49	75-35-4	
cis-1,2-Dichloroethene	ND	ug/kg	58.3	19.9	10	06/30/21 13:07	07/01/21 01:49	156-59-2	
trans-1,2-Dichloroethene	ND	ug/kg	58.3	20.4	10	06/30/21 13:07	07/01/21 01:49	156-60-5	
1,2-Dichloropropane	ND	ug/kg	58.3	17.5	10	06/30/21 13:07	07/01/21 01:49	78-87-5	
1,3-Dichloropropane	ND	ug/kg	58.3	18.2	10	06/30/21 13:07	07/01/21 01:49	142-28-9	
2,2-Dichloropropane	ND	ug/kg	58.3	19.0	10	06/30/21 13:07	07/01/21 01:49	594-20-7	

REPORT OF LABORATORY ANALYSIS

This report shall not be reproduced, except in full,
without the written consent of Pace Analytical Services, LLC.

Pace Analytical Services, LLC
9800 Kincey Ave. Suite 100
Huntersville, NC 28078
(704)875-9092

ANALYTICAL RESULTS

Project: CPC Huntersville/2020-L1-2448
Pace Project No.: 92546589

Sample: BA1 32-34 **Lab ID: 92546589011** Collected: 06/25/21 16:25 Received: 06/25/21 17:55 Matrix: Solid

Results reported on a "dry weight" basis and are adjusted for percent moisture, sample size and any dilutions.

Parameters	Results	Units	Report Limit	MDL	DF	Prepared	Analyzed	CAS No.	Qual
8260D/5035A/5030B Volatiles	Analytical Method: EPA 8260D Preparation Method: EPA 5035A/5030B Pace Analytical Services - Charlotte								
1,1-Dichloropropene	ND	ug/kg	58.3	28.0	10	06/30/21 13:07	07/01/21 01:49	563-58-6	
cis-1,3-Dichloropropene	ND	ug/kg	58.3	15.9	10	06/30/21 13:07	07/01/21 01:49	10061-01-5	
trans-1,3-Dichloropropene	ND	ug/kg	58.3	20.1	10	06/30/21 13:07	07/01/21 01:49	10061-02-6	
Diisopropyl ether	**116**	ug/kg	58.3	15.7	10	06/30/21 13:07	07/01/21 01:49	108-20-3	
Ethylbenzene	**14700**	ug/kg	58.3	27.2	10	06/30/21 13:07	07/01/21 01:49	100-41-4	
Hexachloro-1,3-butadiene	ND	ug/kg	117	95.4	10	06/30/21 13:07	07/01/21 01:49	87-68-3	
2-Hexanone	ND	ug/kg	583	56.2	10	06/30/21 13:07	07/01/21 01:49	591-78-6	
Isopropylbenzene (Cumene)	ND	ug/kg	58.3	19.8	10	06/30/21 13:07	07/01/21 01:49	98-82-8	M1
p-Isopropyltoluene	ND	ug/kg	58.3	28.7	10	06/30/21 13:07	07/01/21 01:49	99-87-6	
Methylene Chloride	**898**	ug/kg	233	160	10	06/30/21 13:07	07/01/21 01:49	75-09-2	
4-Methyl-2-pentanone (MIBK)	**1070**	ug/kg	583	56.2	10	06/30/21 13:07	07/01/21 01:49	108-10-1	
Methyl-tert-butyl ether	ND	ug/kg	58.3	21.8	10	06/30/21 13:07	07/01/21 01:49	1634-04-4	
Naphthalene	**4210**	ug/kg	58.3	30.7	10	06/30/21 13:07	07/01/21 01:49	91-20-3	
n-Propylbenzene	ND	ug/kg	58.3	20.8	10	06/30/21 13:07	07/01/21 01:49	103-65-1	M1
Styrene	ND	ug/kg	58.3	15.4	10	06/30/21 13:07	07/01/21 01:49	100-42-5	
1,1,1,2-Tetrachloroethane	ND	ug/kg	58.3	22.4	10	06/30/21 13:07	07/01/21 01:49	630-20-6	
1,1,2,2-Tetrachloroethane	ND	ug/kg	58.3	15.4	10	06/30/21 13:07	07/01/21 01:49	79-34-5	
Tetrachloroethene	ND	ug/kg	58.3	18.4	10	06/30/21 13:07	07/01/21 01:49	127-18-4	
Toluene	**33200**	ug/kg	58.3	16.6	10	06/30/21 13:07	07/01/21 01:49	108-88-3	
1,2,3-Trichlorobenzene	ND	ug/kg	58.3	47.1	10	06/30/21 13:07	07/01/21 01:49	87-61-6	
1,2,4-Trichlorobenzene	ND	ug/kg	58.3	49.0	10	06/30/21 13:07	07/01/21 01:49	120-82-1	
1,1,1-Trichloroethane	ND	ug/kg	58.3	30.3	10	06/30/21 13:07	07/01/21 01:49	71-55-6	
1,1,2-Trichloroethane	ND	ug/kg	58.3	19.4	10	06/30/21 13:07	07/01/21 01:49	79-00-5	
Trichloroethene	ND	ug/kg	58.3	15.0	10	06/30/21 13:07	07/01/21 01:49	79-01-6	
Trichlorofluoromethane	ND	ug/kg	58.3	32.1	10	06/30/21 13:07	07/01/21 01:49	75-69-4	
1,2,3-Trichloropropane	ND	ug/kg	58.3	29.5	10	06/30/21 13:07	07/01/21 01:49	96-18-4	
1,2,4-Trimethylbenzene	**31800**	ug/kg	58.3	16.0	10	06/30/21 13:07	07/01/21 01:49	95-63-6	
1,3,5-Trimethylbenzene	**9040**	ug/kg	58.3	19.6	10	06/30/21 13:07	07/01/21 01:49	108-67-8	
Vinyl acetate	ND	ug/kg	583	42.4	10	06/30/21 13:07	07/01/21 01:49	108-05-4	
Vinyl chloride	ND	ug/kg	117	29.6	10	06/30/21 13:07	07/01/21 01:49	75-01-4	
Xylene (Total)	**76200**	ug/kg	117	33.2	10	06/30/21 13:07	07/01/21 01:49	1330-20-7	
m&p-Xylene	**53700**	ug/kg	117	39.9	10	06/30/21 13:07	07/01/21 01:49	179601-23-1	
o-Xylene	**22400**	ug/kg	58.3	25.8	10	06/30/21 13:07	07/01/21 01:49	95-47-6	
Surrogates									
Toluene-d8 (S)	99	%	70-130		10	06/30/21 13:07	07/01/21 01:49	2037-26-5	
4-Bromofluorobenzene (S)	100	%	69-134		10	06/30/21 13:07	07/01/21 01:49	460-00-4	
1,2-Dichloroethane-d4 (S)	109	%	70-130		10	06/30/21 13:07	07/01/21 01:49	17060-07-0	
Percent Moisture	Analytical Method: SW-846 Pace Analytical Services - Charlotte								
Percent Moisture	**16.2**	%	0.10	0.10	1		06/28/21 14:49		N2

REPORT OF LABORATORY ANALYSIS

This report shall not be reproduced, except in full,
without the written consent of Pace Analytical Services, LLC.

Pace Analytical Services, LLC
9800 Kincey Ave. Suite 100
Huntersville, NC 28078
(704)875-9092

QUALITY CONTROL DATA

Project: CPC Huntersville/2020-L1-2448
Pace Project No.: 92546589

QC Batch: 630595 | Analysis Method: MADEP VPH
QC Batch Method: MADEP VPH | Analysis Description: VPH NC Soil
Laboratory: Pace Analytical Services - Charlotte

Associated Lab Samples: 92546589001, 92546589002, 92546589003, 92546589004, 92546589005, 92546589006, 92546589007, 92546589008, 92546589009, 92546589010

METHOD BLANK: 3313147 Matrix: Solid

Associated Lab Samples: 92546589001, 92546589002, 92546589003, 92546589004, 92546589005, 92546589006, 92546589007, 92546589008, 92546589009, 92546589010

Parameter	Units	Blank Result	Reporting Limit	MDL	Analyzed	Qualifiers
Aliphatic (C05-C08)	mg/kg	ND	2.5	2.5	06/30/21 14:27	N2
Aromatic (C09-C10)	mg/kg	ND	2.5	2.5	06/30/21 14:27	N2
4-Bromofluorobenzene (FID) (S)	%	109	70-130		06/30/21 14:27	
4-Bromofluorobenzene (PID) (S)	%	106	70-130		06/30/21 14:27	

LABORATORY CONTROL SAMPLE & LCSD: 3313148 3313149

Parameter	Units	Spike Conc.	LCS Result	LCSD Result	LCS % Rec	LCSD % Rec	% Rec Limits	RPD	Max RPD	Qualifiers
Aliphatic (C05-C08)	mg/kg	15	11.2	10.7	75	72	70-130	5	25	N2
Aromatic (C09-C10)	mg/kg	5	5.7	5.7	114	115	70-130	1	25	N2
4-Bromofluorobenzene (FID) (S)	%				107	107	70-130			
4-Bromofluorobenzene (PID) (S)	%				101	101	70-130			

Results presented on this page are in the units indicated by the "Units" column except where an alternate unit is presented to the right of the result.

REPORT OF LABORATORY ANALYSIS

This report shall not be reproduced, except in full,
without the written consent of Pace Analytical Services, LLC.

Pace Analytical Services, LLC
9800 Kincey Ave. Suite 100
Huntersville, NC 28078
(704)875-9092

QUALITY CONTROL DATA

Project: CPC Huntersville/2020-L1-2448
Pace Project No.: 92546589

QC Batch: 630984
QC Batch Method: MADEP VPH
Analysis Method: MADEP VPH
Analysis Description: VPH NC Soil
Laboratory: Pace Analytical Services - Charlotte

Associated Lab Samples: 92546589011

METHOD BLANK: 3315019 Matrix: Solid
Associated Lab Samples: 92546589011

Parameter	Units	Blank Result	Reporting Limit	MDL	Analyzed	Qualifiers
Aliphatic (C05-C08)	mg/kg	ND	2.5	2.5	07/01/21 15:22	N2
Aromatic (C09-C10)	mg/kg	ND	2.5	2.5	07/01/21 15:22	N2
4-Bromofluorobenzene (FID) (S)	%	104	70-130		07/01/21 15:22	
4-Bromofluorobenzene (PID) (S)	%	101	70-130		07/01/21 15:22	

LABORATORY CONTROL SAMPLE & LCSD: 3315020 3315021

Parameter	Units	Spike Conc.	LCS Result	LCSD Result	LCS % Rec	LCSD % Rec	% Rec Limits	RPD	Max RPD	Qualifiers
Aliphatic (C05-C08)	mg/kg	14.9	15.4	14.1	104	95	70-130	9	25	N2
Aromatic (C09-C10)	mg/kg	5	5.3	5.6	108	113	70-130	4	25	N2
4-Bromofluorobenzene (FID) (S)	%				102	106	70-130			
4-Bromofluorobenzene (PID) (S)	%				98	101	70-130			

Results presented on this page are in the units indicated by the "Units" column except where an alternate unit is presented to the right of the result.

REPORT OF LABORATORY ANALYSIS

This report shall not be reproduced, except in full,
without the written consent of Pace Analytical Services, LLC.

Pace Analytical Services, LLC
9800 Kincey Ave. Suite 100
Huntersville, NC 28078
(704)875-9092

QUALITY CONTROL DATA

Project: CPC Huntersville/2020-L1-2448
Pace Project No.: 92546589

QC Batch: 630044 Analysis Method: EPA 8260D
QC Batch Method: EPA 5035A/5030B Analysis Description: 8260D 5035A 5030B
Laboratory: Pace Analytical Services - Charlotte
Associated Lab Samples: 92546589001, 92546589002, 92546589003, 92546589004, 92546589005, 92546589006, 92546589007, 92546589008, 92546589009, 92546589010

METHOD BLANK: 3310760 Matrix: Solid
Associated Lab Samples: 92546589001, 92546589002, 92546589003, 92546589004, 92546589005, 92546589006, 92546589007, 92546589008, 92546589009, 92546589010

Parameter	Units	Blank Result	Reporting Limit	MDL	Analyzed	Qualifiers
1,1,1,2-Tetrachloroethane	ug/kg	ND	5.0	1.9	06/28/21 15:06	
1,1,1-Trichloroethane	ug/kg	ND	5.0	2.6	06/28/21 15:06	
1,1,2,2-Tetrachloroethane	ug/kg	ND	5.0	1.3	06/28/21 15:06	
1,1,2-Trichloroethane	ug/kg	ND	5.0	1.7	06/28/21 15:06	
1,1-Dichloroethane	ug/kg	ND	5.0	2.1	06/28/21 15:06	
1,1-Dichloroethene	ug/kg	ND	5.0	2.1	06/28/21 15:06	
1,1-Dichloropropene	ug/kg	ND	5.0	2.4	06/28/21 15:06	
1,2,3-Trichlorobenzene	ug/kg	ND	5.0	4.0	06/28/21 15:06	
1,2,3-Trichloropropane	ug/kg	ND	5.0	2.5	06/28/21 15:06	
1,2,4-Trichlorobenzene	ug/kg	ND	5.0	4.2	06/28/21 15:06	
1,2,4-Trimethylbenzene	ug/kg	ND	5.0	1.4	06/28/21 15:06	
1,2-Dibromo-3-chloropropane	ug/kg	ND	5.0	1.9	06/28/21 15:06	
1,2-Dibromoethane (EDB)	ug/kg	ND	5.0	2.2	06/28/21 15:06	
1,2-Dichlorobenzene	ug/kg	ND	5.0	1.8	06/28/21 15:06	
1,2-Dichloroethane	ug/kg	ND	5.0	3.3	06/28/21 15:06	
1,2-Dichloropropane	ug/kg	ND	5.0	1.5	06/28/21 15:06	
1,3,5-Trimethylbenzene	ug/kg	ND	5.0	1.7	06/28/21 15:06	
1,3-Dichlorobenzene	ug/kg	ND	5.0	1.6	06/28/21 15:06	
1,3-Dichloropropane	ug/kg	ND	5.0	1.6	06/28/21 15:06	
1,4-Dichlorobenzene	ug/kg	ND	5.0	1.3	06/28/21 15:06	
2,2-Dichloropropane	ug/kg	ND	5.0	1.6	06/28/21 15:06	
2-Butanone (MEK)	ug/kg	ND	100	24.0	06/28/21 15:06	
2-Chlorotoluene	ug/kg	ND	5.0	1.8	06/28/21 15:06	
2-Hexanone	ug/kg	ND	50.0	4.8	06/28/21 15:06	
4-Chlorotoluene	ug/kg	ND	5.0	0.88	06/28/21 15:06	
4-Methyl-2-pentanone (MIBK)	ug/kg	ND	50.0	4.8	06/28/21 15:06	
Acetone	ug/kg	ND	100	32.1	06/28/21 15:06	
Benzene	ug/kg	ND	5.0	2.0	06/28/21 15:06	
Bromobenzene	ug/kg	ND	5.0	1.6	06/28/21 15:06	
Bromochloromethane	ug/kg	ND	5.0	1.5	06/28/21 15:06	
Bromodichloromethane	ug/kg	ND	5.0	1.9	06/28/21 15:06	
Bromoform	ug/kg	ND	5.0	1.8	06/28/21 15:06	
Bromomethane	ug/kg	ND	10.0	7.9	06/28/21 15:06	IK
Carbon tetrachloride	ug/kg	ND	5.0	1.9	06/28/21 15:06	
Chlorobenzene	ug/kg	ND	5.0	0.96	06/28/21 15:06	
Chloroethane	ug/kg	ND	10.0	3.9	06/28/21 15:06	
Chloroform	ug/kg	ND	5.0	3.0	06/28/21 15:06	
Chloromethane	ug/kg	ND	10.0	4.2	06/28/21 15:06	
cis-1,2-Dichloroethene	ug/kg	ND	5.0	1.7	06/28/21 15:06	

Results presented on this page are in the units indicated by the "Units" column except where an alternate unit is presented to the right of the result.

REPORT OF LABORATORY ANALYSIS

This report shall not be reproduced, except in full,
without the written consent of Pace Analytical Services, LLC.

Pace Analytical Services, LLC
9800 Kincey Ave. Suite 100
Huntersville, NC 28078
(704)875-9092

QUALITY CONTROL DATA

Project: CPC Huntersville/2020-L1-2448
Pace Project No.: 92546589

METHOD BLANK: 3310760 Matrix: Solid
Associated Lab Samples: 92546589001, 92546589002, 92546589003, 92546589004, 92546589005, 92546589006, 92546589007, 92546589008, 92546589009, 92546589010

Parameter	Units	Blank Result	Reporting Limit	MDL	Analyzed	Qualifiers
cis-1,3-Dichloropropene	ug/kg	ND	5.0	1.4	06/28/21 15:06	
Dibromochloromethane	ug/kg	ND	5.0	2.8	06/28/21 15:06	
Dibromomethane	ug/kg	ND	5.0	1.1	06/28/21 15:06	
Dichlorodifluoromethane	ug/kg	ND	10.0	2.2	06/28/21 15:06	
Diisopropyl ether	ug/kg	ND	5.0	1.4	06/28/21 15:06	
Ethylbenzene	ug/kg	ND	5.0	2.3	06/28/21 15:06	
Hexachloro-1,3-butadiene	ug/kg	ND	10.0	8.2	06/28/21 15:06	
Isopropylbenzene (Cumene)	ug/kg	ND	5.0	1.7	06/28/21 15:06	
m&p-Xylene	ug/kg	ND	10.0	3.4	06/28/21 15:06	
Methyl-tert-butyl ether	ug/kg	ND	5.0	1.9	06/28/21 15:06	
Methylene Chloride	ug/kg	ND	20.0	13.7	06/28/21 15:06	
n-Butylbenzene	ug/kg	ND	5.0	2.4	06/28/21 15:06	
n-Propylbenzene	ug/kg	ND	5.0	1.8	06/28/21 15:06	
Naphthalene	ug/kg	ND	5.0	2.6	06/28/21 15:06	
o-Xylene	ug/kg	ND	5.0	2.2	06/28/21 15:06	
p-Isopropyltoluene	ug/kg	ND	5.0	2.5	06/28/21 15:06	
sec-Butylbenzene	ug/kg	ND	5.0	2.2	06/28/21 15:06	
Styrene	ug/kg	ND	5.0	1.3	06/28/21 15:06	
tert-Butylbenzene	ug/kg	ND	5.0	1.8	06/28/21 15:06	
Tetrachloroethene	ug/kg	ND	5.0	1.6	06/28/21 15:06	
Toluene	ug/kg	ND	5.0	1.4	06/28/21 15:06	
trans-1,2-Dichloroethene	ug/kg	ND	5.0	1.8	06/28/21 15:06	
trans-1,3-Dichloropropene	ug/kg	ND	5.0	1.7	06/28/21 15:06	
Trichloroethene	ug/kg	ND	5.0	1.3	06/28/21 15:06	
Trichlorofluoromethane	ug/kg	ND	5.0	2.8	06/28/21 15:06	
Vinyl acetate	ug/kg	ND	50.0	3.6	06/28/21 15:06	
Vinyl chloride	ug/kg	ND	10.0	2.5	06/28/21 15:06	
Xylene (Total)	ug/kg	ND	10.0	2.8	06/28/21 15:06	
1,2-Dichloroethane-d4 (S)	%	113	70-130		06/28/21 15:06	
4-Bromofluorobenzene (S)	%	98	69-134		06/28/21 15:06	
Toluene-d8 (S)	%	100	70-130		06/28/21 15:06	

LABORATORY CONTROL SAMPLE: 3310761

Parameter	Units	Spike Conc.	LCS Result	LCS % Rec	% Rec Limits	Qualifiers
1,1,1,2-Tetrachloroethane	ug/kg	1250	1110	89	70-130	
1,1,1-Trichloroethane	ug/kg	1250	993	79	70-130	
1,1,2,2-Tetrachloroethane	ug/kg	1250	1040	83	70-130	
1,1,2-Trichloroethane	ug/kg	1250	1000	80	70-130	
1,1-Dichloroethane	ug/kg	1250	1120	90	70-130	
1,1-Dichloroethene	ug/kg	1250	1150	92	70-130	
1,1-Dichloropropene	ug/kg	1250	1090	87	70-130	
1,2,3-Trichlorobenzene	ug/kg	1250	1150	92	65-130	

Results presented on this page are in the units indicated by the "Units" column except where an alternate unit is presented to the right of the result.

REPORT OF LABORATORY ANALYSIS

This report shall not be reproduced, except in full,
without the written consent of Pace Analytical Services, LLC.

Pace Analytical Services, LLC
9800 Kincey Ave. Suite 100
Huntersville, NC 28078
(704)875-9092

QUALITY CONTROL DATA

Project: CPC Huntersville/2020-L1-2448
Pace Project No.: 92546589

LABORATORY CONTROL SAMPLE: 3310761

Parameter	Units	Spike Conc.	LCS Result	LCS % Rec	% Rec Limits	Qualifiers
1,2,3-Trichloropropane	ug/kg	1250	1100	88	70-130	
1,2,4-Trichlorobenzene	ug/kg	1250	1160	92	68-130	
1,2,4-Trimethylbenzene	ug/kg	1250	1140	92	70-130	
1,2-Dibromo-3-chloropropane	ug/kg	1250	1050	84	70-130	
1,2-Dibromoethane (EDB)	ug/kg	1250	1100	88	70-130	
1,2-Dichlorobenzene	ug/kg	1250	1120	89	70-130	
1,2-Dichloroethane	ug/kg	1250	1040	84	63-130	
1,2-Dichloropropane	ug/kg	1250	1100	88	70-130	
1,3,5-Trimethylbenzene	ug/kg	1250	1140	91	70-130	
1,3-Dichlorobenzene	ug/kg	1250	1110	89	70-130	
1,3-Dichloropropane	ug/kg	1250	1130	90	70-130	
1,4-Dichlorobenzene	ug/kg	1250	1100	88	70-130	
2,2-Dichloropropane	ug/kg	1250	1030	83	66-130	
2-Butanone (MEK)	ug/kg	2500	2100	84	70-130	
2-Chlorotoluene	ug/kg	1250	1180	94	70-130	
2-Hexanone	ug/kg	2500	2230	89	70-130	
4-Chlorotoluene	ug/kg	1250	1110	89	70-130	
4-Methyl-2-pentanone (MIBK)	ug/kg	2500	2170	87	70-130	
Acetone	ug/kg	2500	2070	83	69-130	
Benzene	ug/kg	1250	1070	86	70-130	
Bromobenzene	ug/kg	1250	1170	93	70-130	
Bromochloromethane	ug/kg	1250	1100	88	70-130	
Bromodichloromethane	ug/kg	1250	987	79	69-130	
Bromoform	ug/kg	1250	1060	85	70-130	
Bromomethane	ug/kg	1250	1300	104	52-130	IK
Carbon tetrachloride	ug/kg	1250	1100	88	70-130	
Chlorobenzene	ug/kg	1250	1130	91	70-130	
Chloroethane	ug/kg	1250	1190	95	65-130	
Chloroform	ug/kg	1250	1170	94	70-130	
Chloromethane	ug/kg	1250	946	76	55-130	
cis-1,2-Dichloroethene	ug/kg	1250	1100	88	70-130	
cis-1,3-Dichloropropene	ug/kg	1250	1090	87	70-130	
Dibromochloromethane	ug/kg	1250	1110	89	70-130	
Dibromomethane	ug/kg	1250	1080	86	70-130	
Dichlorodifluoromethane	ug/kg	1250	937	75	45-156	
Diisopropyl ether	ug/kg	1250	1040	83	70-130	
Ethylbenzene	ug/kg	1250	1240	99	70-130	
Hexachloro-1,3-butadiene	ug/kg	1250	1240	99	66-130	
Isopropylbenzene (Cumene)	ug/kg	1250	1160	93	70-130	
m&p-Xylene	ug/kg	2500	2280	91	70-130	
Methyl-tert-butyl ether	ug/kg	1250	1030	83	70-130	
Methylene Chloride	ug/kg	1250	1160	93	65-130	
n-Butylbenzene	ug/kg	1250	1220	98	67-130	
n-Propylbenzene	ug/kg	1250	1210	97	70-130	
Naphthalene	ug/kg	1250	1070	86	70-130	
o-Xylene	ug/kg	1250	1140	91	70-130	
p-Isopropyltoluene	ug/kg	1250	1160	93	67-130	

Results presented on this page are in the units indicated by the "Units" column except where an alternate unit is presented to the right of the result.

REPORT OF LABORATORY ANALYSIS

This report shall not be reproduced, except in full,
without the written consent of Pace Analytical Services, LLC.

Pace Analytical Services, LLC
9800 Kincey Ave. Suite 100
Huntersville, NC 28078
(704)875-9092

QUALITY CONTROL DATA

Project: CPC Huntersville/2020-L1-2448
Pace Project No.: 92546589

LABORATORY CONTROL SAMPLE: 3310761

Parameter	Units	Spike Conc.	LCS Result	LCS % Rec	% Rec Limits	Qualifiers
sec-Butylbenzene	ug/kg	1250	1160	93	69-130	
Styrene	ug/kg	1250	1140	91	70-130	
tert-Butylbenzene	ug/kg	1250	1090	87	67-130	
Tetrachloroethene	ug/kg	1250	1050	84	70-130	
Toluene	ug/kg	1250	1040	83	70-130	
trans-1,2-Dichloroethene	ug/kg	1250	1120	90	70-130	
trans-1,3-Dichloropropene	ug/kg	1250	1090	87	68-130	
Trichloroethene	ug/kg	1250	1090	87	70-130	
Trichlorofluoromethane	ug/kg	1250	1090	87	70-130	
Vinyl acetate	ug/kg	2500	2360	94	70-130	
Vinyl chloride	ug/kg	1250	1090	87	61-130	
Xylene (Total)	ug/kg	3750	3420	91	70-130	
1,2-Dichloroethane-d4 (S)	%			101	70-130	
4-Bromofluorobenzene (S)	%			97	69-134	
Toluene-d8 (S)	%			101	70-130	

MATRIX SPIKE SAMPLE: 3310763

Parameter	Units	92545115001 Result	Spike Conc.	MS Result	MS % Rec	% Rec Limits	Qualifiers
1,1,1,2-Tetrachloroethane	ug/kg	<2.5	650	474	73	70-131	
1,1,1-Trichloroethane	ug/kg	<3.4	650	450	69	65-133	
1,1,2,2-Tetrachloroethane	ug/kg	<1.7	650	447	69	66-130	
1,1,2-Trichloroethane	ug/kg	<2.2	650	427	66	66-133	
1,1-Dichloroethane	ug/kg	<2.7	650	494	76	65-130	
1,1-Dichloroethene	ug/kg	<2.7	650	567	87	10-158	
1,1-Dichloropropene	ug/kg	<3.1	650	497	76	68-133	
1,2,3-Trichlorobenzene	ug/kg	<5.3	650	508	78	27-138	
1,2,3-Trichloropropane	ug/kg	<3.3	650	466	72	67-130	
1,2,4-Trichlorobenzene	ug/kg	<5.5	650	503	77	51-134	
1,2,4-Trimethylbenzene	ug/kg	<1.8	650	480	74	63-136	
1,2-Dibromo-3-chloropropane	ug/kg	<2.5	650	397	61	32-130	
1,2-Dibromoethane (EDB)	ug/kg	<2.9	650	491	76	70-130	
1,2-Dichlorobenzene	ug/kg	<2.3	650	475	73	69-130	
1,2-Dichloroethane	ug/kg	<4.3	650	476	73	59-130	
1,2-Dichloropropane	ug/kg	<1.9	650	484	74	70-130	
1,3,5-Trimethylbenzene	ug/kg	<2.2	650	491	76	65-137	
1,3-Dichlorobenzene	ug/kg	<2.0	650	478	74	70-130	
1,3-Dichloropropane	ug/kg	<2.0	650	512	79	70-130	
1,4-Dichlorobenzene	ug/kg	<1.7	650	479	74	68-130	
2,2-Dichloropropane	ug/kg	<2.1	650	426	66	32-130	
2-Butanone (MEK)	ug/kg	<31.2	1300	833	64	10-136	
2-Chlorotoluene	ug/kg	<2.3	650	501	77	69-141	
2-Hexanone	ug/kg	<6.3	1300	908	70	10-144	
4-Chlorotoluene	ug/kg	<1.2	650	469	72	70-132	
4-Methyl-2-pentanone (MIBK)	ug/kg	<6.3	1300	904	70	25-143	

Results presented on this page are in the units indicated by the "Units" column except where an alternate unit is presented to the right of the result.

REPORT OF LABORATORY ANALYSIS

This report shall not be reproduced, except in full,
without the written consent of Pace Analytical Services, LLC.

Pace Analytical Services, LLC
9800 Kincey Ave. Suite 100
Huntersville, NC 28078
(704)875-9092

QUALITY CONTROL DATA

Project: CPC Huntersville/2020-L1-2448
Pace Project No.: 92546589

MATRIX SPIKE SAMPLE: 3310763

Parameter	Units	92545115001 Result	Spike Conc.	MS Result	MS % Rec	% Rec Limits	Qualifiers
Acetone	ug/kg	<41.7	1300	818	63	10-130	
Benzene	ug/kg	<2.6	650	485	75	67-130	
Bromobenzene	ug/kg	<2.1	650	486	75	70-130	
Bromochloromethane	ug/kg	<1.9	650	463	71	69-134	
Bromodichloromethane	ug/kg	<2.5	650	409	63	64-130	M1
Bromoform	ug/kg	<2.3	650	398	61	62-130	M1
Bromomethane	ug/kg	<10.3	650	332	51	20-176	IK
Carbon tetrachloride	ug/kg	<2.4	650	462	71	65-140	
Chlorobenzene	ug/kg	<1.2	650	511	79	70-130	
Chloroethane	ug/kg	<5.0	650	206	32	10-130	
Chloroform	ug/kg	<4.0	650	510	79	63-130	
Chloromethane	ug/kg	<5.5	650	549	84	58-130	
cis-1,2-Dichloroethene	ug/kg	<2.2	650	496	76	66-130	
cis-1,3-Dichloropropene	ug/kg	<1.8	650	456	70	67-130	
Dibromochloromethane	ug/kg	<3.7	650	435	67	67-130	
Dibromomethane	ug/kg	<1.4	650	465	71	63-131	
Dichlorodifluoromethane	ug/kg	<2.8	650	488	75	44-180	
Diisopropyl ether	ug/kg	<1.8	650	454	70	63-130	
Ethylbenzene	ug/kg	<3.0	650	555	85	66-130	
Hexachloro-1,3-butadiene	ug/kg	<10.6	650	558	86	64-150	
Isopropylbenzene (Cumene)	ug/kg	<2.2	650	529	81	69-135	
m&p-Xylene	ug/kg	<4.4	1300	1030	80	60-133	
Methyl-tert-butyl ether	ug/kg	<2.4	650	446	69	65-130	
Methylene Chloride	ug/kg	<17.8	650	558	86	61-130	
n-Butylbenzene	ug/kg	<3.1	650	543	84	65-140	
n-Propylbenzene	ug/kg	<2.3	650	524	81	67-140	
Naphthalene	ug/kg	<3.4	650	461	71	15-145	
o-Xylene	ug/kg	<2.9	650	506	78	66-133	
p-Isopropyltoluene	ug/kg	<3.2	650	498	77	56-147	
sec-Butylbenzene	ug/kg	<2.9	650	527	81	65-139	
Styrene	ug/kg	<1.7	650	481	74	70-132	
tert-Butylbenzene	ug/kg	<2.3	650	485	75	62-135	
Tetrachloroethene	ug/kg	<2.1	650	470	72	70-135	
Toluene	ug/kg	<1.8	650	473	73	67-130	
trans-1,2-Dichloroethene	ug/kg	<2.3	650	509	78	69-130	
trans-1,3-Dichloropropene	ug/kg	<2.2	650	441	68	62-130	
Trichloroethene	ug/kg	<1.7	650	489	75	70-135	
Trichlorofluoromethane	ug/kg	<3.6	650	165	25	10-130	
Vinyl acetate	ug/kg	<4.7	1300	1000	77	53-130	
Vinyl chloride	ug/kg	<3.3	650	517	80	61-148	
Xylene (Total)	ug/kg	<3.7	1950	1540	79	63-132	
1,2-Dichloroethane-d4 (S)	%				110	70-130	
4-Bromofluorobenzene (S)	%				98	69-134	
Toluene-d8 (S)	%				100	70-130	

Results presented on this page are in the units indicated by the "Units" column except where an alternate unit is presented to the right of the result.

REPORT OF LABORATORY ANALYSIS

This report shall not be reproduced, except in full,
without the written consent of Pace Analytical Services, LLC.

Pace Analytical Services, LLC
9800 Kincey Ave. Suite 100
Huntersville, NC 28078
(704)875-9092

QUALITY CONTROL DATA

Project: CPC Huntersville/2020-L1-2448
Pace Project No.: 92546589

SAMPLE DUPLICATE: 3310762

Parameter	Units	92546385002 Result	Dup Result	RPD	Max RPD	Qualifiers
1,1,1,2-Tetrachloroethane	ug/kg	<2.4	ND		30	
1,1,1-Trichloroethane	ug/kg	<3.2	ND		30	
1,1,2,2-Tetrachloroethane	ug/kg	<1.6	ND		30	
1,1,2-Trichloroethane	ug/kg	<2.1	ND		30	
1,1-Dichloroethane	ug/kg	<2.6	ND		30	
1,1-Dichloroethene	ug/kg	<2.6	ND		30	
1,1-Dichloropropene	ug/kg	<3.0	ND		30	
1,2,3-Trichlorobenzene	ug/kg	<5.0	ND		30	
1,2,3-Trichloropropane	ug/kg	<3.1	ND		30	
1,2,4-Trichlorobenzene	ug/kg	<5.2	ND		30	
1,2,4-Trimethylbenzene	ug/kg	49.1	33.9	37	30	D6
1,2-Dibromo-3-chloropropane	ug/kg	<2.4	ND		30	
1,2-Dibromoethane (EDB)	ug/kg	<2.7	ND		30	
1,2-Dichlorobenzene	ug/kg	<2.2	ND		30	
1,2-Dichloroethane	ug/kg	<4.1	ND		30	
1,2-Dichloropropane	ug/kg	<1.9	ND		30	
1,3,5-Trimethylbenzene	ug/kg	<2.1	ND		30	
1,3-Dichlorobenzene	ug/kg	<1.9	ND		30	
1,3-Dichloropropane	ug/kg	<1.9	ND		30	
1,4-Dichlorobenzene	ug/kg	<1.6	ND		30	
2,2-Dichloropropane	ug/kg	<2.0	ND		30	
2-Butanone (MEK)	ug/kg	<29.8	ND		30	
2-Chlorotoluene	ug/kg	<2.2	ND		30	
2-Hexanone	ug/kg	<6.0	ND		30	
4-Chlorotoluene	ug/kg	<1.1	ND		30	
4-Methyl-2-pentanone (MIBK)	ug/kg	<6.0	ND		30	
Acetone	ug/kg	<39.8	ND		30	
Benzene	ug/kg	50.5	33.8	40	30	D6
Bromobenzene	ug/kg	<2.0	ND		30	
Bromochloromethane	ug/kg	<1.8	ND		30	
Bromodichloromethane	ug/kg	<2.4	ND		30	
Bromoform	ug/kg	<2.2	ND		30	
Bromomethane	ug/kg	<9.8	ND		30	IK
Carbon tetrachloride	ug/kg	<2.3	ND		30	
Chlorobenzene	ug/kg	<1.2	ND		30	
Chloroethane	ug/kg	<4.8	ND		30	
Chloroform	ug/kg	<3.8	ND		30	
Chloromethane	ug/kg	<5.2	ND		30	
cis-1,2-Dichloroethene	ug/kg	<2.1	ND		30	
cis-1,3-Dichloropropene	ug/kg	<1.7	ND		30	
Dibromochloromethane	ug/kg	<3.5	ND		30	
Dibromomethane	ug/kg	<1.3	ND		30	
Dichlorodifluoromethane	ug/kg	<2.7	ND		30	
Diisopropyl ether	ug/kg	<1.7	ND		30	
Ethylbenzene	ug/kg	25.6	15.9	47	30	D6
Hexachloro-1,3-butadiene	ug/kg	<10.2	ND		30	
Isopropylbenzene (Cumene)	ug/kg	<2.1	ND		30	

Results presented on this page are in the units indicated by the "Units" column except where an alternate unit is presented to the right of the result.

REPORT OF LABORATORY ANALYSIS

This report shall not be reproduced, except in full,
without the written consent of Pace Analytical Services, LLC.

Pace Analytical Services, LLC
9800 Kincey Ave. Suite 100
Huntersville, NC 28078
(704)875-9092

QUALITY CONTROL DATA

Project: CPC Huntersville/2020-L1-2448
Pace Project No.: 92546589

SAMPLE DUPLICATE: 3310762

Parameter	Units	92546385002 Result	Dup Result	RPD	Max RPD	Qualifiers
m&p-Xylene	ug/kg	98.9	68.5	36	30	D6
Methyl-tert-butyl ether	ug/kg	7.1	3.4J		30	
Methylene Chloride	ug/kg	<17.0	ND		30	
n-Butylbenzene	ug/kg	<2.9	ND		30	
n-Propylbenzene	ug/kg	<2.2	ND		30	
Naphthalene	ug/kg	<3.3	ND		30	
o-Xylene	ug/kg	21.7	14.4	40	30	D6
p-Isopropyltoluene	ug/kg	<3.1	ND		30	
sec-Butylbenzene	ug/kg	<2.7	ND		30	
Styrene	ug/kg	<1.6	ND		30	
tert-Butylbenzene	ug/kg	<2.2	ND		30	
Tetrachloroethene	ug/kg	<2.0	ND		30	
Toluene	ug/kg	9.4	6.9	30	30	
trans-1,2-Dichloroethene	ug/kg	<2.2	ND		30	
trans-1,3-Dichloropropene	ug/kg	<2.1	ND		30	
Trichloroethene	ug/kg	<1.6	ND		30	
Trichlorofluoromethane	ug/kg	<3.4	ND		30	
Vinyl acetate	ug/kg	<4.5	ND		30	
Vinyl chloride	ug/kg	<3.2	ND		30	
Xylene (Total)	ug/kg	121	82.9	37	30	
1,2-Dichloroethane-d4 (S)	%	108	110			
4-Bromofluorobenzene (S)	%	99	101			
Toluene-d8 (S)	%	102	101			

Results presented on this page are in the units indicated by the "Units" column except where an alternate unit is presented to the right of the result.

REPORT OF LABORATORY ANALYSIS

This report shall not be reproduced, except in full,
without the written consent of Pace Analytical Services, LLC.

Pace Analytical Services, LLC
9800 Kincey Ave. Suite 100
Huntersville, NC 28078
(704)875-9092

QUALITY CONTROL DATA

Project: CPC Huntersville/2020-L1-2448
Pace Project No.: 92546589

QC Batch: 630629
QC Batch Method: EPA 5035A/5030B
Analysis Method: EPA 8260D
Analysis Description: 8260D 5035A 5030B
Laboratory: Pace Analytical Services - Charlotte
Associated Lab Samples: 92546589011

METHOD BLANK: 3313351 Matrix: Solid
Associated Lab Samples: 92546589011

Parameter	Units	Blank Result	Reporting Limit	MDL	Analyzed	Qualifiers
1,1,1,2-Tetrachloroethane	ug/kg	ND	5.0	1.9	06/30/21 19:59	
1,1,1-Trichloroethane	ug/kg	ND	5.0	2.6	06/30/21 19:59	
1,1,2,2-Tetrachloroethane	ug/kg	ND	5.0	1.3	06/30/21 19:59	
1,1,2-Trichloroethane	ug/kg	ND	5.0	1.7	06/30/21 19:59	
1,1-Dichloroethane	ug/kg	ND	5.0	2.1	06/30/21 19:59	
1,1-Dichloroethene	ug/kg	ND	5.0	2.1	06/30/21 19:59	
1,1-Dichloropropene	ug/kg	ND	5.0	2.4	06/30/21 19:59	
1,2,3-Trichlorobenzene	ug/kg	ND	5.0	4.0	06/30/21 19:59	
1,2,3-Trichloropropane	ug/kg	ND	5.0	2.5	06/30/21 19:59	
1,2,4-Trichlorobenzene	ug/kg	ND	5.0	4.2	06/30/21 19:59	
1,2,4-Trimethylbenzene	ug/kg	ND	5.0	1.4	06/30/21 19:59	
1,2-Dibromo-3-chloropropane	ug/kg	ND	5.0	1.9	06/30/21 19:59	
1,2-Dibromoethane (EDB)	ug/kg	ND	5.0	2.2	06/30/21 19:59	
1,2-Dichlorobenzene	ug/kg	ND	5.0	1.8	06/30/21 19:59	
1,2-Dichloroethane	ug/kg	ND	5.0	3.3	06/30/21 19:59	
1,2-Dichloropropane	ug/kg	ND	5.0	1.5	06/30/21 19:59	
1,3,5-Trimethylbenzene	ug/kg	ND	5.0	1.7	06/30/21 19:59	
1,3-Dichlorobenzene	ug/kg	ND	5.0	1.6	06/30/21 19:59	
1,3-Dichloropropane	ug/kg	ND	5.0	1.6	06/30/21 19:59	
1,4-Dichlorobenzene	ug/kg	ND	5.0	1.3	06/30/21 19:59	
2,2-Dichloropropane	ug/kg	ND	5.0	1.6	06/30/21 19:59	
2-Butanone (MEK)	ug/kg	ND	100	24.0	06/30/21 19:59	
2-Chlorotoluene	ug/kg	ND	5.0	1.8	06/30/21 19:59	
2-Hexanone	ug/kg	ND	50.0	4.8	06/30/21 19:59	
4-Chlorotoluene	ug/kg	ND	5.0	0.88	06/30/21 19:59	
4-Methyl-2-pentanone (MIBK)	ug/kg	ND	50.0	4.8	06/30/21 19:59	
Acetone	ug/kg	ND	100	32.1	06/30/21 19:59	
Benzene	ug/kg	ND	5.0	2.0	06/30/21 19:59	
Bromobenzene	ug/kg	ND	5.0	1.6	06/30/21 19:59	
Bromochloromethane	ug/kg	ND	5.0	1.5	06/30/21 19:59	
Bromodichloromethane	ug/kg	ND	5.0	1.9	06/30/21 19:59	
Bromoform	ug/kg	ND	5.0	1.8	06/30/21 19:59	
Bromomethane	ug/kg	ND	10.0	7.9	06/30/21 19:59	IK,v1
Carbon tetrachloride	ug/kg	ND	5.0	1.9	06/30/21 19:59	
Chlorobenzene	ug/kg	ND	5.0	0.96	06/30/21 19:59	
Chloroethane	ug/kg	ND	10.0	3.9	06/30/21 19:59	
Chloroform	ug/kg	ND	5.0	3.0	06/30/21 19:59	
Chloromethane	ug/kg	ND	10.0	4.2	06/30/21 19:59	
cis-1,2-Dichloroethene	ug/kg	ND	5.0	1.7	06/30/21 19:59	
cis-1,3-Dichloropropene	ug/kg	ND	5.0	1.4	06/30/21 19:59	

Results presented on this page are in the units indicated by the "Units" column except where an alternate unit is presented to the right of the result.

REPORT OF LABORATORY ANALYSIS

This report shall not be reproduced, except in full,
without the written consent of Pace Analytical Services, LLC.

Pace Analytical Services, LLC
9800 Kincey Ave. Suite 100
Huntersville, NC 28078
(704)875-9092

QUALITY CONTROL DATA

Project: CPC Huntersville/2020-L1-2448
Pace Project No.: 92546589

METHOD BLANK: 3313351 Matrix: Solid
Associated Lab Samples: 92546589011

Parameter	Units	Blank Result	Reporting Limit	MDL	Analyzed	Qualifiers
Dibromochloromethane	ug/kg	ND	5.0	2.8	06/30/21 19:59	
Dibromomethane	ug/kg	ND	5.0	1.1	06/30/21 19:59	
Dichlorodifluoromethane	ug/kg	ND	10.0	2.2	06/30/21 19:59	
Diisopropyl ether	ug/kg	ND	5.0	1.4	06/30/21 19:59	
Ethylbenzene	ug/kg	ND	5.0	2.3	06/30/21 19:59	
Hexachloro-1,3-butadiene	ug/kg	ND	10.0	8.2	06/30/21 19:59	
Isopropylbenzene (Cumene)	ug/kg	ND	5.0	1.7	06/30/21 19:59	
m&p-Xylene	ug/kg	ND	10.0	3.4	06/30/21 19:59	
Methyl-tert-butyl ether	ug/kg	ND	5.0	1.9	06/30/21 19:59	
Methylene Chloride	ug/kg	ND	20.0	13.7	06/30/21 19:59	
n-Butylbenzene	ug/kg	ND	5.0	2.4	06/30/21 19:59	
n-Propylbenzene	ug/kg	ND	5.0	1.8	06/30/21 19:59	
Naphthalene	ug/kg	ND	5.0	2.6	06/30/21 19:59	
o-Xylene	ug/kg	ND	5.0	2.2	06/30/21 19:59	
p-Isopropyltoluene	ug/kg	ND	5.0	2.5	06/30/21 19:59	
sec-Butylbenzene	ug/kg	ND	5.0	2.2	06/30/21 19:59	
Styrene	ug/kg	ND	5.0	1.3	06/30/21 19:59	
tert-Butylbenzene	ug/kg	ND	5.0	1.8	06/30/21 19:59	
Tetrachloroethene	ug/kg	ND	5.0	1.6	06/30/21 19:59	
Toluene	ug/kg	ND	5.0	1.4	06/30/21 19:59	
trans-1,2-Dichloroethene	ug/kg	ND	5.0	1.8	06/30/21 19:59	
trans-1,3-Dichloropropene	ug/kg	ND	5.0	1.7	06/30/21 19:59	
Trichloroethene	ug/kg	ND	5.0	1.3	06/30/21 19:59	
Trichlorofluoromethane	ug/kg	ND	5.0	2.8	06/30/21 19:59	
Vinyl acetate	ug/kg	ND	50.0	3.6	06/30/21 19:59	
Vinyl chloride	ug/kg	ND	10.0	2.5	06/30/21 19:59	
Xylene (Total)	ug/kg	ND	10.0	2.8	06/30/21 19:59	
1,2-Dichloroethane-d4 (S)	%	114	70-130		06/30/21 19:59	
4-Bromofluorobenzene (S)	%	98	69-134		06/30/21 19:59	
Toluene-d8 (S)	%	101	70-130		06/30/21 19:59	

LABORATORY CONTROL SAMPLE: 3313352

Parameter	Units	Spike Conc.	LCS Result	LCS % Rec	% Rec Limits	Qualifiers
1,1,1,2-Tetrachloroethane	ug/kg	1250	1000	80	70-130	
1,1,1-Trichloroethane	ug/kg	1250	912	73	70-130	
1,1,2,2-Tetrachloroethane	ug/kg	1250	959	77	70-130	
1,1,2-Trichloroethane	ug/kg	1250	924	74	70-130	
1,1-Dichloroethane	ug/kg	1250	1030	83	70-130	
1,1-Dichloroethene	ug/kg	1250	1050	84	70-130	
1,1-Dichloropropene	ug/kg	1250	994	80	70-130	
1,2,3-Trichlorobenzene	ug/kg	1250	1040	83	65-130	
1,2,3-Trichloropropane	ug/kg	1250	1010	81	70-130	
1,2,4-Trichlorobenzene	ug/kg	1250	1040	83	68-130	

Results presented on this page are in the units indicated by the "Units" column except where an alternate unit is presented to the right of the result.

REPORT OF LABORATORY ANALYSIS

This report shall not be reproduced, except in full,
without the written consent of Pace Analytical Services, LLC.

Pace Analytical Services, LLC
9800 Kincey Ave. Suite 100
Huntersville, NC 28078
(704)875-9092

QUALITY CONTROL DATA

Project: CPC Huntersville/2020-L1-2448
Pace Project No.: 92546589

LABORATORY CONTROL SAMPLE: 3313352

Parameter	Units	Spike Conc.	LCS Result	LCS % Rec	% Rec Limits	Qualifiers
1,2,4-Trimethylbenzene	ug/kg	1250	1030	82	70-130	
1,2-Dibromo-3-chloropropane	ug/kg	1250	952	76	70-130	
1,2-Dibromoethane (EDB)	ug/kg	1250	1010	81	70-130	
1,2-Dichlorobenzene	ug/kg	1250	996	80	70-130	
1,2-Dichloroethane	ug/kg	1250	968	77	63-130	
1,2-Dichloropropane	ug/kg	1250	1020	81	70-130	
1,3,5-Trimethylbenzene	ug/kg	1250	1020	82	70-130	
1,3-Dichlorobenzene	ug/kg	1250	1010	81	70-130	
1,3-Dichloropropane	ug/kg	1250	1040	83	70-130	
1,4-Dichlorobenzene	ug/kg	1250	1010	81	70-130	
2,2-Dichloropropane	ug/kg	1250	934	75	66-130	
2-Butanone (MEK)	ug/kg	2500	2050	82	70-130	
2-Chlorotoluene	ug/kg	1250	1070	86	70-130	
2-Hexanone	ug/kg	2500	2130	85	70-130	
4-Chlorotoluene	ug/kg	1250	998	80	70-130	
4-Methyl-2-pentanone (MIBK)	ug/kg	2500	2030	81	70-130	
Acetone	ug/kg	2500	2180	87	69-130	
Benzene	ug/kg	1250	994	80	70-130	
Bromobenzene	ug/kg	1250	1060	85	70-130	
Bromochloromethane	ug/kg	1250	1020	82	70-130	
Bromodichloromethane	ug/kg	1250	901	72	69-130	
Bromoform	ug/kg	1250	947	76	70-130	
Bromomethane	ug/kg	1250	1350	108	52-130	IK,v1
Carbon tetrachloride	ug/kg	1250	993	79	70-130	
Chlorobenzene	ug/kg	1250	1030	82	70-130	
Chloroethane	ug/kg	1250	1110	89	65-130	
Chloroform	ug/kg	1250	1080	86	70-130	
Chloromethane	ug/kg	1250	969	77	55-130	
cis-1,2-Dichloroethene	ug/kg	1250	1010	81	70-130	
cis-1,3-Dichloropropene	ug/kg	1250	998	80	70-130	
Dibromochloromethane	ug/kg	1250	989	79	70-130	
Dibromomethane	ug/kg	1250	1000	80	70-130	
Dichlorodifluoromethane	ug/kg	1250	1040	83	45-156	
Diisopropyl ether	ug/kg	1250	938	75	70-130	
Ethylbenzene	ug/kg	1250	1130	90	70-130	
Hexachloro-1,3-butadiene	ug/kg	1250	1080	87	66-130	
Isopropylbenzene (Cumene)	ug/kg	1250	1050	84	70-130	
m&p-Xylene	ug/kg	2500	2080	83	70-130	
Methyl-tert-butyl ether	ug/kg	1250	940	75	70-130	
Methylene Chloride	ug/kg	1250	1100	88	65-130	
n-Butylbenzene	ug/kg	1250	1090	87	67-130	
n-Propylbenzene	ug/kg	1250	1060	85	70-130	
Naphthalene	ug/kg	1250	993	79	70-130	
o-Xylene	ug/kg	1250	1030	83	70-130	
p-Isopropyltoluene	ug/kg	1250	1040	83	67-130	
sec-Butylbenzene	ug/kg	1250	1050	84	69-130	
Styrene	ug/kg	1250	1040	83	70-130	

Results presented on this page are in the units indicated by the "Units" column except where an alternate unit is presented to the right of the result.

REPORT OF LABORATORY ANALYSIS

This report shall not be reproduced, except in full,
without the written consent of Pace Analytical Services, LLC.

Pace Analytical Services, LLC
9800 Kincey Ave. Suite 100
Huntersville, NC 28078
(704)875-9092

QUALITY CONTROL DATA

Project: CPC Huntersville/2020-L1-2448
Pace Project No.: 92546589

LABORATORY CONTROL SAMPLE: 3313352

Parameter	Units	Spike Conc.	LCS Result	LCS % Rec	% Rec Limits	Qualifiers
tert-Butylbenzene	ug/kg	1250	982	79	67-130	
Tetrachloroethene	ug/kg	1250	957	77	70-130	
Toluene	ug/kg	1250	967	77	70-130	
trans-1,2-Dichloroethene	ug/kg	1250	1030	83	70-130	
trans-1,3-Dichloropropene	ug/kg	1250	1000	80	68-130	
Trichloroethene	ug/kg	1250	1000	80	70-130	
Trichlorofluoromethane	ug/kg	1250	984	79	70-130	
Vinyl acetate	ug/kg	2500	2200	88	70-130	
Vinyl chloride	ug/kg	1250	1030	82	61-130	
Xylene (Total)	ug/kg	3750	3110	83	70-130	
1,2-Dichloroethane-d4 (S)	%			101	70-130	
4-Bromofluorobenzene (S)	%			97	69-134	
Toluene-d8 (S)	%			101	70-130	

MATRIX SPIKE & MATRIX SPIKE DUPLICATE: 3313353 3313354

Parameter	Units	92546589011 Result	MS Spike Conc.	MSD Spike Conc.	MS Result	MSD Result	MS % Rec	MSD % Rec	% Rec Limits	RPD	Max RPD	Qual
1,1,1,2-Tetrachloroethane	ug/kg	ND	5840	5840	5950	6230	102	107	70-131	5	30	
1,1,1-Trichloroethane	ug/kg	ND	5840	5840	5560	5750	95	99	65-133	3	30	
1,1,2,2-Tetrachloroethane	ug/kg	ND	5840	5840	5660	5860	97	101	66-130	4	30	
1,1,2-Trichloroethane	ug/kg	ND	5840	5840	5610	5900	96	101	66-133	5	30	
1,1-Dichloroethane	ug/kg	ND	5840	5840	6080	6270	104	108	65-130	3	30	
1,1-Dichloroethene	ug/kg	ND	5840	5840	6360	6650	109	114	10-158	4	30	
1,1-Dichloropropene	ug/kg	ND	5840	5840	6020	6260	103	107	68-133	4	30	
1,2,3-Trichlorobenzene	ug/kg	ND	5840	5840	5750	6250	99	107	27-138	8	30	
1,2,3-Trichloropropane	ug/kg	ND	5840	5840	5710	5920	98	102	67-130	4	30	
1,2,4-Trichlorobenzene	ug/kg	ND	5840	5840	5780	6190	99	106	51-134	7	30	
1,2,4-Trimethylbenzene	ug/kg	31800	5840	5840	36700	38800	84	120	63-136	5	30	
1,2-Dibromo-3-chloropropane	ug/kg	ND	5840	5840	5630	5700	97	98	32-130	1	30	
1,2-Dibromoethane (EDB)	ug/kg	ND	5840	5840	5960	6260	102	107	70-130	5	30	
1,2-Dichlorobenzene	ug/kg	ND	5840	5840	5790	6130	99	105	69-130	6	30	
1,2-Dichloroethane	ug/kg	ND	5840	5840	5620	5890	96	101	59-130	5	30	
1,2-Dichloropropane	ug/kg	ND	5840	5840	5990	6250	103	107	70-130	4	30	
1,3,5-Trimethylbenzene	ug/kg	9040	5840	5840	14900	15500	101	112	65-137	4	30	
1,3-Dichlorobenzene	ug/kg	ND	5840	5840	5830	6090	100	105	70-130	4	30	
1,3-Dichloropropane	ug/kg	ND	5840	5840	6120	6380	105	109	70-130	4	30	
1,4-Dichlorobenzene	ug/kg	ND	5840	5840	5740	6040	98	104	68-130	5	30	
2,2-Dichloropropane	ug/kg	ND	5840	5840	4660	4880	80	84	32-130	5	30	
2-Butanone (MEK)	ug/kg	ND	11700	11700	12200	12700	105	109	10-136	4	30	
2-Chlorotoluene	ug/kg	ND	5840	5840	7030	7390	121	127	69-141	5	30	
2-Hexanone	ug/kg	ND	11700	11700	12200	12800	105	110	10-144	5	30	
4-Chlorotoluene	ug/kg	ND	5840	5840	5780	6120	99	105	70-132	6	30	
4-Methyl-2-pentanone (MIBK)	ug/kg	1070	11700	11700	12400	12900	97	101	25-143	4	30	

Results presented on this page are in the units indicated by the "Units" column except where an alternate unit is presented to the right of the result.

REPORT OF LABORATORY ANALYSIS

This report shall not be reproduced, except in full,
without the written consent of Pace Analytical Services, LLC.

Pace Analytical Services, LLC
9800 Kincey Ave. Suite 100
Huntersville, NC 28078
(704)875-9092

QUALITY CONTROL DATA

Project: CPC Huntersville/2020-L1-2448
Pace Project No.: 92546589

MATRIX SPIKE & MATRIX SPIKE DUPLICATE: 3313353 3313354

Parameter	Units	92546589011 Result	MS Spike Conc.	MSD Spike Conc.	MS Result	MSD Result	MS % Rec	MSD % Rec	% Rec Limits	RPD	Max RPD	Qual
Acetone	ug/kg	1520	11700	11700	13800	14100	105	108	10-130	3	30	
Benzene	ug/kg	2200	5840	5840	8050	8210	100	103	67-130	2	30	
Bromobenzene	ug/kg	ND	5840	5840	6070	6340	104	109	70-130	4	30	
Bromochloromethane	ug/kg	ND	5840	5840	5900	6150	101	105	69-134	4	30	
Bromodichloromethane	ug/kg	ND	5840	5840	5270	5350	90	92	64-130	1	30	
Bromoform	ug/kg	ND	5840	5840	5330	5610	91	96	62-130	5	30	
Bromomethane	ug/kg	ND	5840	5840	6140	5750	105	99	20-176	7	30	IK,v1
Carbon tetrachloride	ug/kg	ND	5840	5840	5990	6130	103	105	65-140	2	30	
Chlorobenzene	ug/kg	ND	5840	5840	6230	6480	107	111	70-130	4	30	
Chloroethane	ug/kg	ND	5840	5840	7550	7740	129	133	10-130	3	30	M1
Chloroform	ug/kg	ND	5840	5840	6280	6520	108	112	63-130	4	30	
Chloromethane	ug/kg	ND	5840	5840	5940	6110	102	105	58-130	3	30	
cis-1,2-Dichloroethene	ug/kg	ND	5840	5840	5890	6090	101	104	66-130	3	30	
cis-1,3-Dichloropropene	ug/kg	ND	5840	5840	5550	5740	95	98	67-130	3	30	
Dibromochloromethane	ug/kg	ND	5840	5840	5690	5920	98	102	67-130	4	30	
Dibromomethane	ug/kg	ND	5840	5840	5730	5960	98	102	63-131	4	30	
Dichlorodifluoromethane	ug/kg	ND	5840	5840	6340	6610	109	113	44-180	4	30	
Diisopropyl ether	ug/kg	116	5840	5840	5500	5720	92	96	63-130	4	30	
Ethylbenzene	ug/kg	14700	5840	5840	21000	21800	109	122	66-130	4	30	
Hexachloro-1,3-butadiene	ug/kg	ND	5840	5840	6560	7250	113	124	64-150	10	30	
Isopropylbenzene (Cumene)	ug/kg	ND	5840	5840	7680	8020	132	138	69-135	4	30	M1
m&p-Xylene	ug/kg	53700	11700	11700	64700	66500	94	110	60-133	3	30	
Methyl-tert-butyl ether	ug/kg	ND	5840	5840	5390	5580	92	96	65-130	4	30	
Methylene Chloride	ug/kg	898	5840	5840	7120	7440	107	112	61-130	4	30	
n-Butylbenzene	ug/kg	ND	5840	5840	8120	8610	139	148	65-140	6	30	M1
n-Propylbenzene	ug/kg	ND	5840	5840	11600	12200	198	209	67-140	5	30	M1
Naphthalene	ug/kg	4210	5840	5840	9810	10500	96	107	15-145	6	30	
o-Xylene	ug/kg	22400	5840	5840	28000	29000	96	113	66-133	4	30	
p-Isopropyltoluene	ug/kg	ND	5840	5840	7420	7900	127	135	56-147	6	30	
sec-Butylbenzene	ug/kg	ND	5840	5840	6400	6830	110	117	65-139	7	30	
Styrene	ug/kg	ND	5840	5840	6660	6920	114	119	70-132	4	30	
tert-Butylbenzene	ug/kg	ND	5840	5840	6100	6590	105	113	62-135	8	30	
Tetrachloroethene	ug/kg	ND	5840	5840	5780	6010	99	103	70-135	4	30	
Toluene	ug/kg	33200	5840	5840	39000	40000	100	117	67-130	2	30	
trans-1,2-Dichloroethene	ug/kg	ND	5840	5840	6160	6390	106	110	69-130	4	30	
trans-1,3-Dichloropropene	ug/kg	ND	5840	5840	5330	5610	91	96	62-130	5	30	
Trichloroethene	ug/kg	ND	5840	5840	6040	6210	104	107	70-135	3	30	
Trichlorofluoromethane	ug/kg	ND	5840	5840	6430	6660	110	114	10-130	4	30	
Vinyl acetate	ug/kg	ND	11700	11700	11600	12100	100	104	53-130	4	30	
Vinyl chloride	ug/kg	ND	5840	5840	6310	6520	108	112	61-148	3	30	
Xylene (Total)	ug/kg	76200	17500	17500	92700	95500	94	111	63-132	3	30	
1,2-Dichloroethane-d4 (S)	%						106	106	70-130			
4-Bromofluorobenzene (S)	%						99	98	69-134			
Toluene-d8 (S)	%						100	99	70-130			

Results presented on this page are in the units indicated by the "Units" column except where an alternate unit is presented to the right of the result.

REPORT OF LABORATORY ANALYSIS

This report shall not be reproduced, except in full,
without the written consent of Pace Analytical Services, LLC.

Pace Analytical Services, LLC
9800 Kincey Ave. Suite 100
Huntersville, NC 28078
(704)875-9092

QUALITY CONTROL DATA

Project: CPC Huntersville/2020-L1-2448
Pace Project No.: 92546589

QC Batch: 630099
QC Batch Method: SW-846
Analysis Method: SW-846
Analysis Description: Dry Weight/Percent Moisture
Laboratory: Pace Analytical Services - Charlotte
Associated Lab Samples: 92546589001, 92546589002, 92546589003, 92546589004, 92546589005, 92546589006, 92546589007, 92546589008, 92546589009, 92546589010, 92546589011

SAMPLE DUPLICATE: 3311049

Parameter	Units	92546573001 Result	Dup Result	RPD	Max RPD	Qualifiers
Percent Moisture	%	21.4	21.9	2	25	N2

SAMPLE DUPLICATE: 3311050

Parameter	Units	92546446003 Result	Dup Result	RPD	Max RPD	Qualifiers
Percent Moisture	%	62.9	62.7	0	25	N2

Results presented on this page are in the units indicated by the "Units" column except where an alternate unit is presented to the right of the result.

REPORT OF LABORATORY ANALYSIS

This report shall not be reproduced, except in full,
without the written consent of Pace Analytical Services, LLC.

Pace Analytical Services, LLC
9800 Kincey Ave. Suite 100
Huntersville, NC 28078
(704)875-9092

QUALIFIERS

Project: CPC Huntersville/2020-L1-2448
Pace Project No.: 92546589

DEFINITIONS

DF - Dilution Factor, if reported, represents the factor applied to the reported data due to dilution of the sample aliquot.

ND - Not Detected at or above adjusted reporting limit.

TNTC - Too Numerous To Count

J - Estimated concentration above the adjusted method detection limit and below the adjusted reporting limit.

MDL - Adjusted Method Detection Limit.

PQL - Practical Quantitation Limit.

RL - Reporting Limit - The lowest concentration value that meets project requirements for quantitative data with known precision and bias for a specific analyte in a specific matrix.

S - Surrogate

1,2-Diphenylhydrazine decomposes to and cannot be separated from Azobenzene using Method 8270. The result for each analyte is a combined concentration.

Consistent with EPA guidelines, unrounded data are displayed and have been used to calculate % recovery and RPD values.

LCS(D) - Laboratory Control Sample (Duplicate)

MS(D) - Matrix Spike (Duplicate)

DUP - Sample Duplicate

RPD - Relative Percent Difference

NC - Not Calculable.

SG - Silica Gel - Clean-Up

U - Indicates the compound was analyzed for, but not detected.

Acid preservation may not be appropriate for 2 Chloroethylvinyl ether.

A separate vial preserved to a pH of 4-5 is recommended in SW846 Chapter 4 for the analysis of Acrolein and Acrylonitrile by EPA Method 8260.

N-Nitrosodiphenylamine decomposes and cannot be separated from Diphenylamine using Method 8270. The result reported for each analyte is a combined concentration.

Pace Analytical is TNI accredited. Contact your Pace PM for the current list of accredited analytes.

TNI - The NELAC Institute.

ANALYTE QUALIFIERS

C7	Analyte is a possible laboratory contaminant (not present in method blank).
D6	The precision between the sample and sample duplicate exceeded laboratory control limits.
IK	The recalculated concentration of the calibration standard(s) did not meet method acceptance criteria; this result should be considered an estimated value.
M1	Matrix spike recovery exceeded QC limits. Batch accepted based on laboratory control sample (LCS) recovery.
N2	The lab does not hold NELAC/TNI accreditation for this parameter but other accreditations/certifications may apply. A complete list of accreditations/certifications is available upon request.
v1	The continuing calibration verification was above the method acceptance limit. Any detection for the analyte in the associated samples may have a high bias.

This report shall not be reproduced, except in full,
without the written consent of Pace Analytical Services, LLC.

Pace Analytical Services, LLC
9800 Kincey Ave. Suite 100
Huntersville, NC 28078
(704)875-9092

QUALITY CONTROL DATA CROSS REFERENCE TABLE

Project: CPC Huntersville/2020-L1-2448
Pace Project No.: 92546589

Lab ID	Sample ID	QC Batch Method	QC Batch	Analytical Method	Analytical Batch
92546589001	**BC3 0-2**	MADEP VPH	630595	MADEP VPH	630622
92546589002	**BC3 2-4**	MADEP VPH	630595	MADEP VPH	630622
92546589003	**BC2 0-2**	MADEP VPH	630595	MADEP VPH	630622
92546589004	**BC2 22-24**	MADEP VPH	630595	MADEP VPH	630622
92546589005	**BC1 0-2**	MADEP VPH	630595	MADEP VPH	630622
92546589006	**BC1 8-10**	MADEP VPH	630595	MADEP VPH	630622
92546589007	**BB1 0-2**	MADEP VPH	630595	MADEP VPH	630622
92546589008	**BB1 16-18**	MADEP VPH	630595	MADEP VPH	630622
92546589009	**BA1 0-2**	MADEP VPH	630595	MADEP VPH	630622
92546589010	**BA1 12-14**	MADEP VPH	630595	MADEP VPH	630622
92546589011	**BA1 32-34**	MADEP VPH	630984	MADEP VPH	630999
92546589001	**BC3 0-2**	EPA 5035A/5030B	630044	EPA 8260D	630090
92546589002	**BC3 2-4**	EPA 5035A/5030B	630044	EPA 8260D	630090
92546589003	**BC2 0-2**	EPA 5035A/5030B	630044	EPA 8260D	630090
92546589004	**BC2 22-24**	EPA 5035A/5030B	630044	EPA 8260D	630090
92546589005	**BC1 0-2**	EPA 5035A/5030B	630044	EPA 8260D	630090
92546589006	**BC1 8-10**	EPA 5035A/5030B	630044	EPA 8260D	630090
92546589007	**BB1 0-2**	EPA 5035A/5030B	630044	EPA 8260D	630090
92546589008	**BB1 16-18**	EPA 5035A/5030B	630044	EPA 8260D	630090
92546589009	**BA1 0-2**	EPA 5035A/5030B	630044	EPA 8260D	630090
92546589010	**BA1 12-14**	EPA 5035A/5030B	630044	EPA 8260D	630090
92546589011	**BA1 32-34**	EPA 5035A/5030B	630629	EPA 8260D	630653
92546589001	**BC3 0-2**	SW-846	630099		
92546589002	**BC3 2-4**	SW-846	630099		
92546589003	**BC2 0-2**	SW-846	630099		
92546589004	**BC2 22-24**	SW-846	630099		
92546589005	**BC1 0-2**	SW-846	630099		
92546589006	**BC1 8-10**	SW-846	630099		
92546589007	**BB1 0-2**	SW-846	630099		
92546589008	**BB1 16-18**	SW-846	630099		
92546589009	**BA1 0-2**	SW-846	630099		
92546589010	**BA1 12-14**	SW-846	630099		
92546589011	**BA1 32-34**	SW-846	630099		

This report shall not be reproduced, except in full,
without the written consent of Pace Analytical Services, LLC.

Pace Analytical®

CHAIN-OF-CUSTODY Analytical Request Document

Chain-of-Custody is a LEGAL DOCUMENT - Complete all relevent fields

LAB USE ONLY- Affix Workorder/Login Label Here or List Pace Workorder Number or MTJL Log in Number Here

WO# : 92546589

92546589

ALL SHADE

Container Preservative Type: 6 6

** Preservative Types: (1) nitric acid, (2) sulfur... (6) methanol, (7) sodium bisulfate, (8) sodium thiosulfate, (9) hexane, (A) ascorbic acid, (B) ammonium sulfate, (C) ammonium hydroxide, (D) TSP, (U) Unpreserved, (O) Other _____

Company: APEX COMPANIES, LLC

Address: 5900 NORTHWOODS BUSINESS PKWY, STE O

Report To: ANDREW STREET

Copy To: TOM NAUMAN

Customer Project Name/Number: CPC HUNTERSVILLE / CPC21018

Phone:
Email:

Collected By (print): CHRIS REEVES

Collected By (signature):

Sample Disposal: [X] Dispose as appropriate [ ] Return [ ] Archive: _____ [ ] Hold: _____

Billing Information:

Email To:

Site Collection Info/Address:

State: / County/City: Time Zone Collected: [ ] PT [ ] MT [ ] CT [X] ET

Site/Facility ID #:

Purchase Order #: 2020-L1-2248
Quote #:

Turnaround Date Required:

Rush: [ ] Same Day [ ] Next Day [ ] 2 Day [ ] 3 Day [ ] 4 Day [ ] 5 Day (Expedite Charges Apply)

Compliance Monitoring? [ ] Yes [ ] No

DW PWS ID #:
DW Location Code:

Immediately Packed on Ice: [X] Yes [ ] No

Field Filtered (if applicable): [ ] Yes [ ] No

Analysis: _____

* Matrix Codes (Insert in Matrix box below): Drinking Water (DW), Ground Water (GW), Wastewater (WW), Product (P), Soil/Solid (SL), Oil (OL), Wipe (WP), Air (AR), Tissue (TS), Bioassay (B), Vapor (V), Other (OT)

Analyses

Customer Sample ID	Matrix *	Comp / Grab	Collected (or Composite Start) Date	Collected (or Composite Start) Time	Composite End Date	Composite End Time	Res Cl	# of Ctns	NADEP VPH	VOCs BY 8260D	Lab Profile/Line:
BC3 0-2	Soil	Grab	6.25.21	1015	—	—		3	X	X	001
BC3 2-4	Soil	Grab	6.25.21	1020	—	—		3	X	X	002
BC2 0-2				1106							003
BC2 22-24				1117							004
BC1 0-2				1340							005
BC1 8-10				1345							006
BB1 0-2				1425							007
BB1 16-18				1455							008
BA1 0-2				1615							009
BA1 12-14				1625							010

Lab Sample Receipt Checklist:

Custody Seals Present/Intact	Y N NA
Custody Signatures Present	Y N NA
Collector Signature Present	Y N NA
Bottles Intact	Y N NA
Correct Bottles	Y N NA
Sufficient Volume	Y N NA
Samples Received on Ice	Y N NA
VOA - Headspace Acceptable	Y N NA
USDA Regulated Soils	Y N NA
Samples in Holding Time	Y N NA
Residual Chlorine Present	Y N NA
Cl Strips: _____	
Sample pH Acceptable	Y N NA
pH Strips: _____	
Sulfide Present	Y N NA
Lead Acetate Strips: _____	

LAB USE ONLY:
Lab Sample # / Comments:

92546589

Customer Remarks / Special Conditions / Possible Hazards:

Type of Ice Used: Wet Blue Dry None

Packing Material Used:

Radchem sample(s) screened (<500 cpm): Y N NA

SHORT HOLDS PRESENT (<72 hours): Y N N/A

Lab Tracking #: 2632544

Samples received via: FEDEX UPS Client Courier Pace Courier

Lab Sample Temperature Info:
Temp Blank Received: Y N NA
Therm ID#: IR92T064
Cooler 1 Temp Upon Receipt: 2.8 oC
Cooler 1 Therm Corr. Factor: -.1 oC
Cooler 1 Corrected Temp: 2.7 oC
Comments:

Relinquished by/Company: (Signature)	Date/Time:	Received by/Company: (Signature)	Date/Time:
	6.25.21 / 1755	Pace Nathan Foles	6-25-21 17:55
Relinquished by/Company: (Signature)	Date/Time:	Received by/Company: (Signature)	Date/Time:
Relinquished by/Company: (Signature)	Date/Time:	Received by/Company: (Signature)	Date/Time:

MTJL LAB USE ONLY
Table #:
Acctnum:
Template:
Prelogin:
PM:
PB:

Trip Blank Received: Y N NA
HCL MeOH TSP Other

Non Conformance(s): YES / NO

Page: _____ of: _____

CHAIN-OF-CUSTODY Analytical Request Document

Pace Analytical

Chain-of-Custody is a LEGAL DOCUMENT - Complete all relevent fields

LAB USE ONLY- Affix Workorder/Login Label Here or List Pace Workorder Number or MTJL Log-in Number Here

ALL SHADED AREAS are FOR LAB USE ONLY

Company: APEX COMPANIES, LLC

Address: 5900 NORTHWOODS BUSINESS PKWY, STE 0

Report To: ANDREW FORCE

Copy To: TOM NEWMAN

Customer Project Name/Number: CPC HUNTERSVILLE / CPC21078

Billing Information:

Email To:

Site Collection Info/Address:

State: / County/City: Time Zone Collected: [ ] PT [ ] MT [ ] CT [X] ET

Phone: Email:

Site/Facility ID #:

Compliance Monitoring? [ ] Yes [X] No

Collected By (print): CHRIS KEEVES

Collected By (signature):

Purchase Order #: 2020-21-2248

Quote #:

DW PWS ID #:

DW Location Code:

Turnaround Date Required:

Immediately Packed on Ice: [X] Yes [ ] No

Sample Disposal: [X] Dispose as appropriate [ ] Return [ ] Archive: _____ [ ] Hold: _____

Rush: [ ] Same Day [ ] Next Day [ ] 2 Day [ ] 3 Day [ ] 4 Day [ ] 5 Day (Expedite Charges Apply)

Field Filtered (if applicable): [ ] Yes [ ] No

Analysis: _____

Container Preservative Type **: 6 6

** Preservative Types: (1) nitric acid, (2) sulfuric acid, (3) hydrochloric acid, (4) sodium hydroxide, (5) zinc acetate, (6) methanol, (7) sodium bisulfate, (8) sodium thiosulfate, (9) hexane, (A) ascorbic acid, (B) ammonium sulfate, (C) ammonium hydroxide, (D) TSP, (U) Unpreserved, (O) Other _____

Analyses: MADEP VPH; VOCs BY 8260D

Lab Profile/Line:

Lab Sample Receipt Checklist:

Custody Seals Present/Intact	Y	(N)	NA
Custody Signatures Present	Y	(N)	NA
Collector Signature Present	(Y)	N	NA
Bottles Intact	(Y)	N	NA
Correct Bottles	(Y)	N	NA
Sufficient Volume	(Y)	N	NA
Samples Received on Ice	(Y)	N	NA
VOA - Headspace Acceptable	Y	N	(NA)
USDA Regulated Soils	(Y)	N	NA
Samples in Holding Time	(Y)	N	NA
Residual Chlorine Present	Y	N	(NA)
Cl Strips: _____			
Sample pH Acceptable	Y	N	(NA)
pH Strips: _____			
Sulfide Present	Y	N	(NA)
Lead Acetate Strips: _____			

LAB USE ONLY: Lab Sample # / Comments:

92546589 011

* Matrix Codes (Insert in Matrix box below): Drinking Water (DW), Ground Water (GW), Wastewater (WW), Product (P), Soil/Solid (SL), Oil (OL), Wipe (WP), Air (AR), Tissue (TS), Bioassay (B), Vapor (V), Other (OT)

Customer Sample ID	Matrix *	Comp / Grab	Collected (or Composite Start) Date	Collected (or Composite Start) Time	Composite End Date	Composite End Time	Res Cl	# of Ctns
BA1 32-34	SOIL	GRAB	6.25.21	1625				3

Customer Remarks / Special Conditions / Possible Hazards:

Type of Ice Used: (Wet) Blue Dry None

Packing Material Used:

Radchem sample(s) screened (<500 cpm): Y N NA

SHORT HOLDS PRESENT (<72 hours): Y (N) N/A

Lab Tracking #: 2632545

Samples received via: FEDEX UPS (Client) Courier Pace Courier

Lab Sample Temperature Info:

Temp Blank Received: Y (N) NA

Therm ID#: IR9CTOG7

Cooler 1 Temp Upon Receipt: 3.6 oC

Cooler 1 Therm Corr. Factor: -.1 oC

Cooler 1 Corrected Temp: 3.7 oC

Comments:

	Date/Time	Received by/Company: (Signature)	Date/Time
Relinquished by/Company: (Signature)	6/25/21 1755	Pace MS	6-25-21 1755
Relinquished by/Company: (Signature)	Date/Time:	Received by/Company: (Signature)	Date/Time:
Relinquished by/Company: (Signature)	Date/Time:	Received by/Company: (Signature)	Date/Time:

MTJL LAB USE ONLY

Table #:

Acctnum:

Template:

Prelogin:

PM:

PB:

Trip Blank Received: Y (N) NA HCL MeOH TSP Other

Non Conformance(s): YES / (NO)

Page: _____ of: _____

***Check mark top half of box if pH and/or dechlorination is verified and within the acceptance range for preservation samples.**

Exceptions: VOA, Coliform, TOC, Oil and Grease, DRO/8015 (water) DOC, LLHg

****Bottom half of box is to list number of bottles**

Project

WO# : 92546589

PM: AMB Due Date: 07/02/21

CLIENT: 92-APEX MOOR

Item#	BP4U-125 mL Plastic Unpreserved (N/A) (Cl-)	BP3U-250 mL Plastic Unpreserved (N/A)	BP2U-500 mL Plastic Unpreserved (N/A)	BP1U-1 liter Plastic Unpreserved (N/A)	BP4S-125 mL Plastic H2SO4 (pH < 2) (Cl-)	BP3N-250 mL plastic HNO3 (pH < 2)	BP4Z-125 mL Plastic ZN Acetate & NaOH (>9)	BP4C-125 mL Plastic NaOH (pH > 12) (Cl-)	WGFU-Wide-mouthed Glass jar Unpreserved	AG1U-1 liter Amber Unpreserved (N/A) (Cl-)	AG1H-1 liter Amber HCl (pH < 2)	AG3U-250 mL Amber Unpreserved (N/A) (Cl-)	AG1S-1 liter Amber H2SO4 (pH < 2)	AG3S-250 mL Amber H2SO4 (pH < 2)	AG3A(DG3A)-250 mL Amber NH4Cl (N/A)(Cl-)	DG9H-40 mL VOA HCl (N/A)	VG9T-40 mL VOA Na2S2O3 (N/A)	VG9U-40 mL VOA Unp (N/A)	DG9P-40 mL VOA H3PO4 (N/A)	VOAK (6 vials per kit)-5035 kit (N/A)	V/GK (3 vials per kit)-VPH/Gas kit (N/A)	SPST-125 mL Sterile Plastic (N/A - lab)	SP2T-250 mL Sterile Plastic (N/A - lab)		BP3A-250 mL Plastic (NH2)2SO4 (9.3-9.7)	AG0U-100 mL Amber Unpreserved vials (N/A)	VSGU-20 mL Scintillation vials (N/A)	DG9U-40 mL Amber Unpreserved vials (N/A)
1																					3							
2																					3							
3																					3							
4																					3							
5																					3							
6																					3							
7																					3							
8																					3							
9																					3							
10																					3							
11																					3							
12																					3							

pH Adjustment Log for Preserved Samples

Sample ID	Type of Preservative	pH upon receipt	Date preservation adjusted	Time preservation adjusted	Amount of Preservative added	Lot #

Note: Whenever there is a discrepancy affecting North Carolina compliance samples, a copy of this form will be sent to the North Carolina DEHNR Certification Office (i.e. Out of hold, incorrect preservative, out of temp, incorrect containers.

Pace Analytical Services, LLC
9800 Kincey Ave. Suite 100
Huntersville, NC 28078
(704)875-9092

July 02, 2021

Andrew Street
Apex Companies - NC
5900 Northwoods Business Pkwy
Suite 5900-0
Charlotte, NC 28269

RE: Project: CPC Huntersville/2020-L1-2448
Pace Project No.: 92546658

Dear Andrew Street:

Enclosed are the analytical results for sample(s) received by the laboratory on June 28, 2021. The results relate only to the samples included in this report. Results reported herein conform to the applicable TNI/NELAC Standards and the laboratory's Quality Manual, where applicable, unless otherwise noted in the body of the report.

The test results provided in this final report were generated by each of the following laboratories within the Pace Network:

- Pace Analytical Services - Charlotte

If you have any questions concerning this report, please feel free to contact me.

Sincerely,

Angela M. Baioni

Angela Baioni
angela.baioni@pacelabs.com
(704)875-9092
Project Manager

Enclosures

cc: J Culbreath, Colonial Pipeline Company
Naomi Fretz, APEX Companies, LLC
Robert Hughes, Colonial Pipeline
Cameron Lee, Montrose-EPS
Jamie Moran, APEX Companies, LLC
Jeff Morrison, Colonial Pipeline Company
Tom Naumann, APEX Companies - NC
Joe Nicolette, Montrose-EPS
Christopher Schultz, Apex Companies
Matt Teixeira, Apex Companies, LLC
Michael Verdon, Colonial Pipeline Company
JM Wyatt, Colonial Pipeline Company

REPORT OF LABORATORY ANALYSIS

This report shall not be reproduced, except in full,
without the written consent of Pace Analytical Services, LLC.

Pace Analytical Services, LLC
9800 Kincey Ave. Suite 100
Huntersville, NC 28078
(704)875-9092

CERTIFICATIONS

Project: CPC Huntersville/2020-L1-2448
Pace Project No.: 92546658

Pace Analytical Services Charlotte
9800 Kincey Ave. Ste 100, Huntersville, NC 28078
Louisiana/NELAP Certification # LA170028
North Carolina Drinking Water Certification #: 37706
North Carolina Field Services Certification #: 5342
North Carolina Wastewater Certification #: 12
South Carolina Certification #: 99006001
Florida/NELAP Certification #: E87627
Kentucky UST Certification #: 84
Virginia/VELAP Certification #: 460221

This report shall not be reproduced, except in full,
without the written consent of Pace Analytical Services, LLC.

Pace Analytical Services, LLC
9800 Kincey Ave. Suite 100
Huntersville, NC 28078
(704)875-9092

SAMPLE SUMMARY

Project: CPC Huntersville/2020-L1-2448
Pace Project No.: 92546658

Lab ID	Sample ID	Matrix	Date Collected	Date Received
92546658001	**AA1 (0-2')**	Solid	06/26/21 10:05	06/28/21 12:35
92546658002	**AA1 (16-18')**	Solid	06/26/21 10:10	06/28/21 12:35
92546658003	**AB1 (0-2')**	Solid	06/26/21 11:05	06/28/21 12:35
92546658004	**AB1 (20-22')**	Solid	06/26/21 11:10	06/28/21 12:35
92546658005	**AC1 (0-2')**	Solid	06/26/21 12:00	06/28/21 12:35
92546658006	**AC1 (16-18')**	Solid	06/26/21 12:05	06/28/21 12:35
92546658007	**AC2 (0-2')**	Solid	06/26/21 14:15	06/28/21 12:35
92546658008	**AC2 (12-14')**	Solid	06/26/21 14:20	06/28/21 12:35
92546658009	**AC3 (0-2')**	Solid	06/26/21 14:45	06/28/21 12:35
92546658010	**AC3 (8-10')**	Solid	06/26/21 14:50	06/28/21 12:35

REPORT OF LABORATORY ANALYSIS

This report shall not be reproduced, except in full,
without the written consent of Pace Analytical Services, LLC.

Pace Analytical Services, LLC
9800 Kincey Ave. Suite 100
Huntersville, NC 28078
(704)875-9092

SAMPLE ANALYTE COUNT

Project: CPC Huntersville/2020-L1-2448
Pace Project No.: 92546658

Lab ID	Sample ID	Method	Analysts	Analytes Reported	Laboratory
92546658001	**AA1 (0-2')**	MADEP VPH	MAD	6	PASI-C
		EPA 8260D	LMB	70	PASI-C
		SW-846	KDF	1	PASI-C
92546658002	**AA1 (16-18')**	MADEP VPH	MAD	6	PASI-C
		EPA 8260D	LMB	70	PASI-C
		SW-846	KDF	1	PASI-C
92546658003	**AB1 (0-2')**	MADEP VPH	MAD	6	PASI-C
		EPA 8260D	SAS	70	PASI-C
		SW-846	KDF	1	PASI-C
92546658004	**AB1 (20-22')**	MADEP VPH	MAD	6	PASI-C
		EPA 8260D	LMB	70	PASI-C
		SW-846	KDF	1	PASI-C
92546658005	**AC1 (0-2')**	MADEP VPH	MAD	6	PASI-C
		EPA 8260D	SAS	70	PASI-C
		SW-846	KDF	1	PASI-C
92546658006	**AC1 (16-18')**	MADEP VPH	MAD	6	PASI-C
		EPA 8260D	LMB	70	PASI-C
		SW-846	KDF	1	PASI-C
92546658007	**AC2 (0-2')**	MADEP VPH	MAD	6	PASI-C
		EPA 8260D	LMB	70	PASI-C
		SW-846	KDF	1	PASI-C
92546658008	**AC2 (12-14')**	MADEP VPH	MAD	6	PASI-C
		EPA 8260D	SAS	70	PASI-C
		SW-846	KDF	1	PASI-C
92546658009	**AC3 (0-2')**	MADEP VPH	MAD	6	PASI-C
		EPA 8260D	SAS	70	PASI-C
		SW-846	KDF	1	PASI-C
92546658010	**AC3 (8-10')**	MADEP VPH	MAD	6	PASI-C
		EPA 8260D	LMB	70	PASI-C
		SW-846	KDF	1	PASI-C

PASI-C = Pace Analytical Services - Charlotte

This report shall not be reproduced, except in full,
without the written consent of Pace Analytical Services, LLC.

Pace Analytical Services, LLC
9800 Kincey Ave. Suite 100
Huntersville, NC 28078
(704)875-9092

ANALYTICAL RESULTS

Project: CPC Huntersville/2020-L1-2448
Pace Project No.: 92546658

Sample: AA1 (0-2') **Lab ID: 92546658001** Collected: 06/26/21 10:05 Received: 06/28/21 12:35 Matrix: Solid

Results reported on a "dry weight" basis and are adjusted for percent moisture, sample size and any dilutions.

Parameters	Results	Units	Report Limit	MDL	DF	Prepared	Analyzed	CAS No.	Qual
VPH NC Soil	Analytical Method: MADEP VPH Preparation Method: MADEP VPH Pace Analytical Services - Charlotte								
Total VPH (C5-C12)	ND	mg/kg	4.6	4.6	1	07/01/21 13:06	07/02/21 00:25		N2
Aliphatic (C05-C08)	ND	mg/kg	4.6	4.6	1	07/01/21 13:06	07/02/21 00:25		N2
Aliphatic(C09-C12) Adjusted	ND	mg/kg	4.6	4.6	1	07/01/21 13:06	07/02/21 00:25		N2
Aromatic (C09-C10)	ND	mg/kg	4.6	4.6	1	07/01/21 13:06	07/02/21 00:25		N2
Surrogates									
4-Bromofluorobenzene (FID) (S)	106	%	70-130		1	07/01/21 13:06	07/02/21 00:25	460-00-4	
4-Bromofluorobenzene (PID) (S)	103	%	70-130		1	07/01/21 13:06	07/02/21 00:25	460-00-4	
8260D/5035A/5030B Volatiles	Analytical Method: EPA 8260D Preparation Method: EPA 5035A/5030B Pace Analytical Services - Charlotte								
Acetone	ND	ug/kg	169	54.1	1	06/29/21 13:21	06/29/21 22:21	67-64-1	
Benzene	ND	ug/kg	8.4	3.4	1	06/29/21 13:21	06/29/21 22:21	71-43-2	
Bromobenzene	ND	ug/kg	8.4	2.7	1	06/29/21 13:21	06/29/21 22:21	108-86-1	
Bromochloromethane	ND	ug/kg	8.4	2.5	1	06/29/21 13:21	06/29/21 22:21	74-97-5	
Bromodichloromethane	ND	ug/kg	8.4	3.3	1	06/29/21 13:21	06/29/21 22:21	75-27-4	
Bromoform	ND	ug/kg	8.4	3.0	1	06/29/21 13:21	06/29/21 22:21	75-25-2	
Bromomethane	ND	ug/kg	16.9	13.3	1	06/29/21 13:21	06/29/21 22:21	74-83-9	IK,L1
2-Butanone (MEK)	ND	ug/kg	169	40.5	1	06/29/21 13:21	06/29/21 22:21	78-93-3	
n-Butylbenzene	ND	ug/kg	8.4	4.0	1	06/29/21 13:21	06/29/21 22:21	104-51-8	
sec-Butylbenzene	ND	ug/kg	8.4	3.7	1	06/29/21 13:21	06/29/21 22:21	135-98-8	
tert-Butylbenzene	ND	ug/kg	8.4	3.0	1	06/29/21 13:21	06/29/21 22:21	98-06-6	
Carbon tetrachloride	ND	ug/kg	8.4	3.2	1	06/29/21 13:21	06/29/21 22:21	56-23-5	
Chlorobenzene	ND	ug/kg	8.4	1.6	1	06/29/21 13:21	06/29/21 22:21	108-90-7	
Chloroethane	ND	ug/kg	16.9	6.5	1	06/29/21 13:21	06/29/21 22:21	75-00-3	
Chloroform	ND	ug/kg	8.4	5.1	1	06/29/21 13:21	06/29/21 22:21	67-66-3	
Chloromethane	ND	ug/kg	16.9	7.1	1	06/29/21 13:21	06/29/21 22:21	74-87-3	
2-Chlorotoluene	ND	ug/kg	8.4	3.0	1	06/29/21 13:21	06/29/21 22:21	95-49-8	
4-Chlorotoluene	ND	ug/kg	8.4	1.5	1	06/29/21 13:21	06/29/21 22:21	106-43-4	
1,2-Dibromo-3-chloropropane	ND	ug/kg	8.4	3.3	1	06/29/21 13:21	06/29/21 22:21	96-12-8	
Dibromochloromethane	ND	ug/kg	8.4	4.7	1	06/29/21 13:21	06/29/21 22:21	124-48-1	
1,2-Dibromoethane (EDB)	ND	ug/kg	8.4	3.7	1	06/29/21 13:21	06/29/21 22:21	106-93-4	
Dibromomethane	ND	ug/kg	8.4	1.8	1	06/29/21 13:21	06/29/21 22:21	74-95-3	
1,2-Dichlorobenzene	ND	ug/kg	8.4	3.0	1	06/29/21 13:21	06/29/21 22:21	95-50-1	
1,3-Dichlorobenzene	ND	ug/kg	8.4	2.6	1	06/29/21 13:21	06/29/21 22:21	541-73-1	
1,4-Dichlorobenzene	ND	ug/kg	8.4	2.2	1	06/29/21 13:21	06/29/21 22:21	106-46-7	
Dichlorodifluoromethane	ND	ug/kg	16.9	3.7	1	06/29/21 13:21	06/29/21 22:21	75-71-8	
1,1-Dichloroethane	ND	ug/kg	8.4	3.5	1	06/29/21 13:21	06/29/21 22:21	75-34-3	
1,2-Dichloroethane	ND	ug/kg	8.4	5.6	1	06/29/21 13:21	06/29/21 22:21	107-06-2	
1,1-Dichloroethene	ND	ug/kg	8.4	3.5	1	06/29/21 13:21	06/29/21 22:21	75-35-4	
cis-1,2-Dichloroethene	ND	ug/kg	8.4	2.9	1	06/29/21 13:21	06/29/21 22:21	156-59-2	
trans-1,2-Dichloroethene	ND	ug/kg	8.4	3.0	1	06/29/21 13:21	06/29/21 22:21	156-60-5	
1,2-Dichloropropane	ND	ug/kg	8.4	2.5	1	06/29/21 13:21	06/29/21 22:21	78-87-5	
1,3-Dichloropropane	ND	ug/kg	8.4	2.6	1	06/29/21 13:21	06/29/21 22:21	142-28-9	
2,2-Dichloropropane	ND	ug/kg	8.4	2.7	1	06/29/21 13:21	06/29/21 22:21	594-20-7	

REPORT OF LABORATORY ANALYSIS

This report shall not be reproduced, except in full,
without the written consent of Pace Analytical Services, LLC.

Pace Analytical Services, LLC
9800 Kincey Ave. Suite 100
Huntersville, NC 28078
(704)875-9092

ANALYTICAL RESULTS

Project: CPC Huntersville/2020-L1-2448
Pace Project No.: 92546658

Sample: AA1 (0-2') **Lab ID: 92546658001** Collected: 06/26/21 10:05 Received: 06/28/21 12:35 Matrix: Solid

Results reported on a "dry weight" basis and are adjusted for percent moisture, sample size and any dilutions.

Parameters	Results	Units	Report Limit	MDL	DF	Prepared	Analyzed	CAS No.	Qual
8260D/5035A/5030B Volatiles	Analytical Method: EPA 8260D Preparation Method: EPA 5035A/5030B Pace Analytical Services - Charlotte								
1,1-Dichloropropene	ND	ug/kg	8.4	4.0	1	06/29/21 13:21	06/29/21 22:21	563-58-6	
cis-1,3-Dichloropropene	ND	ug/kg	8.4	2.3	1	06/29/21 13:21	06/29/21 22:21	10061-01-5	
trans-1,3-Dichloropropene	ND	ug/kg	8.4	2.9	1	06/29/21 13:21	06/29/21 22:21	10061-02-6	
Diisopropyl ether	ND	ug/kg	8.4	2.3	1	06/29/21 13:21	06/29/21 22:21	108-20-3	
Ethylbenzene	ND	ug/kg	8.4	3.9	1	06/29/21 13:21	06/29/21 22:21	100-41-4	
Hexachloro-1,3-butadiene	ND	ug/kg	16.9	13.8	1	06/29/21 13:21	06/29/21 22:21	87-68-3	
2-Hexanone	ND	ug/kg	84.3	8.1	1	06/29/21 13:21	06/29/21 22:21	591-78-6	
Isopropylbenzene (Cumene)	ND	ug/kg	8.4	2.9	1	06/29/21 13:21	06/29/21 22:21	98-82-8	
p-Isopropyltoluene	**135**	ug/kg	8.4	4.1	1	06/29/21 13:21	06/29/21 22:21	99-87-6	
Methylene Chloride	ND	ug/kg	33.7	23.1	1	06/29/21 13:21	06/29/21 22:21	75-09-2	
4-Methyl-2-pentanone (MIBK)	ND	ug/kg	84.3	8.1	1	06/29/21 13:21	06/29/21 22:21	108-10-1	
Methyl-tert-butyl ether	ND	ug/kg	8.4	3.2	1	06/29/21 13:21	06/29/21 22:21	1634-04-4	
Naphthalene	ND	ug/kg	8.4	4.4	1	06/29/21 13:21	06/29/21 22:21	91-20-3	
n-Propylbenzene	ND	ug/kg	8.4	3.0	1	06/29/21 13:21	06/29/21 22:21	103-65-1	
Styrene	**28.7**	ug/kg	8.4	2.2	1	06/29/21 13:21	06/29/21 22:21	100-42-5	
1,1,1,2-Tetrachloroethane	ND	ug/kg	8.4	3.2	1	06/29/21 13:21	06/29/21 22:21	630-20-6	
1,1,2,2-Tetrachloroethane	ND	ug/kg	8.4	2.2	1	06/29/21 13:21	06/29/21 22:21	79-34-5	
Tetrachloroethene	ND	ug/kg	8.4	2.7	1	06/29/21 13:21	06/29/21 22:21	127-18-4	
Toluene	**6.6J**	ug/kg	8.4	2.4	1	06/29/21 13:21	06/29/21 22:21	108-88-3	C7
1,2,3-Trichlorobenzene	ND	ug/kg	8.4	6.8	1	06/29/21 13:21	06/29/21 22:21	87-61-6	
1,2,4-Trichlorobenzene	ND	ug/kg	8.4	7.1	1	06/29/21 13:21	06/29/21 22:21	120-82-1	
1,1,1-Trichloroethane	ND	ug/kg	8.4	4.4	1	06/29/21 13:21	06/29/21 22:21	71-55-6	
1,1,2-Trichloroethane	ND	ug/kg	8.4	2.8	1	06/29/21 13:21	06/29/21 22:21	79-00-5	
Trichloroethene	ND	ug/kg	8.4	2.2	1	06/29/21 13:21	06/29/21 22:21	79-01-6	
Trichlorofluoromethane	ND	ug/kg	8.4	4.6	1	06/29/21 13:21	06/29/21 22:21	75-69-4	
1,2,3-Trichloropropane	ND	ug/kg	8.4	4.3	1	06/29/21 13:21	06/29/21 22:21	96-18-4	
1,2,4-Trimethylbenzene	ND	ug/kg	8.4	2.3	1	06/29/21 13:21	06/29/21 22:21	95-63-6	
1,3,5-Trimethylbenzene	ND	ug/kg	8.4	2.8	1	06/29/21 13:21	06/29/21 22:21	108-67-8	
Vinyl acetate	ND	ug/kg	84.3	6.1	1	06/29/21 13:21	06/29/21 22:21	108-05-4	
Vinyl chloride	ND	ug/kg	16.9	4.3	1	06/29/21 13:21	06/29/21 22:21	75-01-4	
Xylene (Total)	ND	ug/kg	16.9	4.8	1	06/29/21 13:21	06/29/21 22:21	1330-20-7	
m&p-Xylene	ND	ug/kg	16.9	5.8	1	06/29/21 13:21	06/29/21 22:21	179601-23-1	
o-Xylene	ND	ug/kg	8.4	3.7	1	06/29/21 13:21	06/29/21 22:21	95-47-6	
Surrogates									
Toluene-d8 (S)	102	%	70-130		1	06/29/21 13:21	06/29/21 22:21	2037-26-5	
4-Bromofluorobenzene (S)	99	%	69-134		1	06/29/21 13:21	06/29/21 22:21	460-00-4	
1,2-Dichloroethane-d4 (S)	112	%	70-130		1	06/29/21 13:21	06/29/21 22:21	17060-07-0	
Percent Moisture	Analytical Method: SW-846 Pace Analytical Services - Charlotte								
Percent Moisture	**27.5**	%	0.10	0.10	1		06/28/21 15:46		N2

REPORT OF LABORATORY ANALYSIS

This report shall not be reproduced, except in full,
without the written consent of Pace Analytical Services, LLC.

Pace Analytical Services, LLC
9800 Kincey Ave. Suite 100
Huntersville, NC 28078
(704)875-9092

ANALYTICAL RESULTS

Project: CPC Huntersville/2020-L1-2448
Pace Project No.: 92546658

Sample: AA1 (16-18') **Lab ID: 92546658002** Collected: 06/26/21 10:10 Received: 06/28/21 12:35 Matrix: Solid

Results reported on a "dry weight" basis and are adjusted for percent moisture, sample size and any dilutions.

Parameters	Results	Units	Report Limit	MDL	DF	Prepared	Analyzed	CAS No.	Qual
VPH NC Soil	Analytical Method: MADEP VPH Preparation Method: MADEP VPH Pace Analytical Services - Charlotte								
Total VPH (C5-C12)	ND	mg/kg	3.3	3.3	1	06/30/21 11:32	06/30/21 22:34		N2
Aliphatic (C05-C08)	ND	mg/kg	3.3	3.3	1	06/30/21 11:32	06/30/21 22:34		N2
Aliphatic(C09-C12) Adjusted	ND	mg/kg	3.3	3.3	1	06/30/21 11:32	06/30/21 22:34		N2
Aromatic (C09-C10)	ND	mg/kg	3.3	3.3	1	06/30/21 11:32	06/30/21 22:34		N2
Surrogates									
4-Bromofluorobenzene (FID) (S)	104	%	70-130		1	06/30/21 11:32	06/30/21 22:34	460-00-4	
4-Bromofluorobenzene (PID) (S)	100	%	70-130		1	06/30/21 11:32	06/30/21 22:34	460-00-4	
8260D/5035A/5030B Volatiles	Analytical Method: EPA 8260D Preparation Method: EPA 5035A/5030B Pace Analytical Services - Charlotte								
Acetone	ND	ug/kg	129	41.5	1	06/29/21 13:21	06/29/21 22:40	67-64-1	
Benzene	**13.3**	ug/kg	6.5	2.6	1	06/29/21 13:21	06/29/21 22:40	71-43-2	
Bromobenzene	ND	ug/kg	6.5	2.1	1	06/29/21 13:21	06/29/21 22:40	108-86-1	
Bromochloromethane	ND	ug/kg	6.5	1.9	1	06/29/21 13:21	06/29/21 22:40	74-97-5	
Bromodichloromethane	ND	ug/kg	6.5	2.5	1	06/29/21 13:21	06/29/21 22:40	75-27-4	
Bromoform	ND	ug/kg	6.5	2.3	1	06/29/21 13:21	06/29/21 22:40	75-25-2	
Bromomethane	ND	ug/kg	12.9	10.2	1	06/29/21 13:21	06/29/21 22:40	74-83-9	IK,L1
2-Butanone (MEK)	ND	ug/kg	129	31.0	1	06/29/21 13:21	06/29/21 22:40	78-93-3	
n-Butylbenzene	ND	ug/kg	6.5	3.0	1	06/29/21 13:21	06/29/21 22:40	104-51-8	
sec-Butylbenzene	ND	ug/kg	6.5	2.8	1	06/29/21 13:21	06/29/21 22:40	135-98-8	
tert-Butylbenzene	ND	ug/kg	6.5	2.3	1	06/29/21 13:21	06/29/21 22:40	98-06-6	
Carbon tetrachloride	ND	ug/kg	6.5	2.4	1	06/29/21 13:21	06/29/21 22:40	56-23-5	
Chlorobenzene	ND	ug/kg	6.5	1.2	1	06/29/21 13:21	06/29/21 22:40	108-90-7	
Chloroethane	ND	ug/kg	12.9	5.0	1	06/29/21 13:21	06/29/21 22:40	75-00-3	
Chloroform	ND	ug/kg	6.5	3.9	1	06/29/21 13:21	06/29/21 22:40	67-66-3	
Chloromethane	ND	ug/kg	12.9	5.4	1	06/29/21 13:21	06/29/21 22:40	74-87-3	
2-Chlorotoluene	ND	ug/kg	6.5	2.3	1	06/29/21 13:21	06/29/21 22:40	95-49-8	
4-Chlorotoluene	ND	ug/kg	6.5	1.1	1	06/29/21 13:21	06/29/21 22:40	106-43-4	
1,2-Dibromo-3-chloropropane	ND	ug/kg	6.5	2.5	1	06/29/21 13:21	06/29/21 22:40	96-12-8	
Dibromochloromethane	ND	ug/kg	6.5	3.6	1	06/29/21 13:21	06/29/21 22:40	124-48-1	
1,2-Dibromoethane (EDB)	ND	ug/kg	6.5	2.8	1	06/29/21 13:21	06/29/21 22:40	106-93-4	
Dibromomethane	ND	ug/kg	6.5	1.4	1	06/29/21 13:21	06/29/21 22:40	74-95-3	
1,2-Dichlorobenzene	ND	ug/kg	6.5	2.3	1	06/29/21 13:21	06/29/21 22:40	95-50-1	
1,3-Dichlorobenzene	ND	ug/kg	6.5	2.0	1	06/29/21 13:21	06/29/21 22:40	541-73-1	
1,4-Dichlorobenzene	ND	ug/kg	6.5	1.7	1	06/29/21 13:21	06/29/21 22:40	106-46-7	
Dichlorodifluoromethane	ND	ug/kg	12.9	2.8	1	06/29/21 13:21	06/29/21 22:40	75-71-8	
1,1-Dichloroethane	ND	ug/kg	6.5	2.7	1	06/29/21 13:21	06/29/21 22:40	75-34-3	
1,2-Dichloroethane	ND	ug/kg	6.5	4.3	1	06/29/21 13:21	06/29/21 22:40	107-06-2	
1,1-Dichloroethene	ND	ug/kg	6.5	2.7	1	06/29/21 13:21	06/29/21 22:40	75-35-4	
cis-1,2-Dichloroethene	ND	ug/kg	6.5	2.2	1	06/29/21 13:21	06/29/21 22:40	156-59-2	
trans-1,2-Dichloroethene	ND	ug/kg	6.5	2.3	1	06/29/21 13:21	06/29/21 22:40	156-60-5	
1,2-Dichloropropane	ND	ug/kg	6.5	1.9	1	06/29/21 13:21	06/29/21 22:40	78-87-5	
1,3-Dichloropropane	ND	ug/kg	6.5	2.0	1	06/29/21 13:21	06/29/21 22:40	142-28-9	
2,2-Dichloropropane	ND	ug/kg	6.5	2.1	1	06/29/21 13:21	06/29/21 22:40	594-20-7	

REPORT OF LABORATORY ANALYSIS

This report shall not be reproduced, except in full,
without the written consent of Pace Analytical Services, LLC.

Pace Analytical Services, LLC
9800 Kincey Ave. Suite 100
Huntersville, NC 28078
(704)875-9092

ANALYTICAL RESULTS

Project: CPC Huntersville/2020-L1-2448
Pace Project No.: 92546658

Sample: AA1 (16-18') **Lab ID: 92546658002** Collected: 06/26/21 10:10 Received: 06/28/21 12:35 Matrix: Solid

Results reported on a "dry weight" basis and are adjusted for percent moisture, sample size and any dilutions.

Parameters	Results	Units	Report Limit	MDL	DF	Prepared	Analyzed	CAS No.	Qual
8260D/5035A/5030B Volatiles	Analytical Method: EPA 8260D Preparation Method: EPA 5035A/5030B Pace Analytical Services - Charlotte								
1,1-Dichloropropene	ND	ug/kg	6.5	3.1	1	06/29/21 13:21	06/29/21 22:40	563-58-6	
cis-1,3-Dichloropropene	ND	ug/kg	6.5	1.8	1	06/29/21 13:21	06/29/21 22:40	10061-01-5	
trans-1,3-Dichloropropene	ND	ug/kg	6.5	2.2	1	06/29/21 13:21	06/29/21 22:40	10061-02-6	
Diisopropyl ether	ND	ug/kg	6.5	1.7	1	06/29/21 13:21	06/29/21 22:40	108-20-3	
Ethylbenzene	ND	ug/kg	6.5	3.0	1	06/29/21 13:21	06/29/21 22:40	100-41-4	
Hexachloro-1,3-butadiene	ND	ug/kg	12.9	10.6	1	06/29/21 13:21	06/29/21 22:40	87-68-3	
2-Hexanone	ND	ug/kg	64.6	6.2	1	06/29/21 13:21	06/29/21 22:40	591-78-6	
Isopropylbenzene (Cumene)	ND	ug/kg	6.5	2.2	1	06/29/21 13:21	06/29/21 22:40	98-82-8	
p-Isopropyltoluene	ND	ug/kg	6.5	3.2	1	06/29/21 13:21	06/29/21 22:40	99-87-6	
Methylene Chloride	ND	ug/kg	25.8	17.7	1	06/29/21 13:21	06/29/21 22:40	75-09-2	
4-Methyl-2-pentanone (MIBK)	ND	ug/kg	64.6	6.2	1	06/29/21 13:21	06/29/21 22:40	108-10-1	
Methyl-tert-butyl ether	ND	ug/kg	6.5	2.4	1	06/29/21 13:21	06/29/21 22:40	1634-04-4	
Naphthalene	ND	ug/kg	6.5	3.4	1	06/29/21 13:21	06/29/21 22:40	91-20-3	
n-Propylbenzene	ND	ug/kg	6.5	2.3	1	06/29/21 13:21	06/29/21 22:40	103-65-1	
Styrene	ND	ug/kg	6.5	1.7	1	06/29/21 13:21	06/29/21 22:40	100-42-5	
1,1,1,2-Tetrachloroethane	ND	ug/kg	6.5	2.5	1	06/29/21 13:21	06/29/21 22:40	630-20-6	
1,1,2,2-Tetrachloroethane	ND	ug/kg	6.5	1.7	1	06/29/21 13:21	06/29/21 22:40	79-34-5	
Tetrachloroethene	ND	ug/kg	6.5	2.0	1	06/29/21 13:21	06/29/21 22:40	127-18-4	
Toluene	**25.3**	ug/kg	6.5	1.8	1	06/29/21 13:21	06/29/21 22:40	108-88-3	C7
1,2,3-Trichlorobenzene	ND	ug/kg	6.5	5.2	1	06/29/21 13:21	06/29/21 22:40	87-61-6	
1,2,4-Trichlorobenzene	ND	ug/kg	6.5	5.4	1	06/29/21 13:21	06/29/21 22:40	120-82-1	
1,1,1-Trichloroethane	ND	ug/kg	6.5	3.4	1	06/29/21 13:21	06/29/21 22:40	71-55-6	
1,1,2-Trichloroethane	ND	ug/kg	6.5	2.1	1	06/29/21 13:21	06/29/21 22:40	79-00-5	
Trichloroethene	ND	ug/kg	6.5	1.7	1	06/29/21 13:21	06/29/21 22:40	79-01-6	
Trichlorofluoromethane	ND	ug/kg	6.5	3.6	1	06/29/21 13:21	06/29/21 22:40	75-69-4	
1,2,3-Trichloropropane	ND	ug/kg	6.5	3.3	1	06/29/21 13:21	06/29/21 22:40	96-18-4	
1,2,4-Trimethylbenzene	ND	ug/kg	6.5	1.8	1	06/29/21 13:21	06/29/21 22:40	95-63-6	
1,3,5-Trimethylbenzene	ND	ug/kg	6.5	2.2	1	06/29/21 13:21	06/29/21 22:40	108-67-8	
Vinyl acetate	ND	ug/kg	64.6	4.7	1	06/29/21 13:21	06/29/21 22:40	108-05-4	
Vinyl chloride	ND	ug/kg	12.9	3.3	1	06/29/21 13:21	06/29/21 22:40	75-01-4	
Xylene (Total)	ND	ug/kg	12.9	3.7	1	06/29/21 13:21	06/29/21 22:40	1330-20-7	
m&p-Xylene	ND	ug/kg	12.9	4.4	1	06/29/21 13:21	06/29/21 22:40	179601-23-1	
o-Xylene	**3.3J**	ug/kg	6.5	2.9	1	06/29/21 13:21	06/29/21 22:40	95-47-6	
Surrogates									
Toluene-d8 (S)	101	%	70-130		1	06/29/21 13:21	06/29/21 22:40	2037-26-5	
4-Bromofluorobenzene (S)	100	%	69-134		1	06/29/21 13:21	06/29/21 22:40	460-00-4	
1,2-Dichloroethane-d4 (S)	110	%	70-130		1	06/29/21 13:21	06/29/21 22:40	17060-07-0	
Percent Moisture	Analytical Method: SW-846 Pace Analytical Services - Charlotte								
Percent Moisture	**15.3**	%	0.10	0.10	1		06/28/21 15:46		N2

REPORT OF LABORATORY ANALYSIS

This report shall not be reproduced, except in full,
without the written consent of Pace Analytical Services, LLC.

Pace Analytical Services, LLC
9800 Kincey Ave. Suite 100
Huntersville, NC 28078
(704)875-9092

ANALYTICAL RESULTS

Project: CPC Huntersville/2020-L1-2448
Pace Project No.: 92546658

Sample: AB1 (0-2') **Lab ID: 92546658003** Collected: 06/26/21 11:05 Received: 06/28/21 12:35 Matrix: Solid

Results reported on a "dry weight" basis and are adjusted for percent moisture, sample size and any dilutions.

Parameters	Results	Units	Report Limit	MDL	DF	Prepared	Analyzed	CAS No.	Qual
VPH NC Soil	Analytical Method: MADEP VPH Preparation Method: MADEP VPH Pace Analytical Services - Charlotte								
Total VPH (C5-C12)	**4.9**	mg/kg	3.6	3.6	1	06/30/21 11:32	06/30/21 23:02		N2
Aliphatic (C05-C08)	ND	mg/kg	3.6	3.6	1	06/30/21 11:32	06/30/21 23:02		N2
Aliphatic(C09-C12) Adjusted	ND	mg/kg	3.6	3.6	1	06/30/21 11:32	06/30/21 23:02		N2
Aromatic (C09-C10)	ND	mg/kg	3.6	3.6	1	06/30/21 11:32	06/30/21 23:02		N2
Surrogates									
4-Bromofluorobenzene (FID) (S)	106	%	70-130		1	06/30/21 11:32	06/30/21 23:02	460-00-4	
4-Bromofluorobenzene (PID) (S)	102	%	70-130		1	06/30/21 11:32	06/30/21 23:02	460-00-4	
8260D/5035A/5030B Volatiles	Analytical Method: EPA 8260D Preparation Method: EPA 5035A/5030B Pace Analytical Services - Charlotte								
Acetone	**1320**	ug/kg	368	118	2.5	06/30/21 16:54	07/01/21 00:35	67-64-1	
Benzene	ND	ug/kg	18.4	7.3	2.5	06/30/21 16:54	07/01/21 00:35	71-43-2	
Bromobenzene	ND	ug/kg	18.4	6.0	2.5	06/30/21 16:54	07/01/21 00:35	108-86-1	
Bromochloromethane	ND	ug/kg	18.4	5.5	2.5	06/30/21 16:54	07/01/21 00:35	74-97-5	
Bromodichloromethane	ND	ug/kg	18.4	7.1	2.5	06/30/21 16:54	07/01/21 00:35	75-27-4	
Bromoform	ND	ug/kg	18.4	6.5	2.5	06/30/21 16:54	07/01/21 00:35	75-25-2	
Bromomethane	ND	ug/kg	36.8	29.1	2.5	06/30/21 16:54	07/01/21 00:35	74-83-9	IK,v1
2-Butanone (MEK)	ND	ug/kg	368	88.4	2.5	06/30/21 16:54	07/01/21 00:35	78-93-3	
n-Butylbenzene	**452**	ug/kg	18.4	8.7	2.5	06/30/21 16:54	07/01/21 00:35	104-51-8	
sec-Butylbenzene	ND	ug/kg	18.4	8.1	2.5	06/30/21 16:54	07/01/21 00:35	135-98-8	
tert-Butylbenzene	ND	ug/kg	18.4	6.6	2.5	06/30/21 16:54	07/01/21 00:35	98-06-6	
Carbon tetrachloride	ND	ug/kg	18.4	6.9	2.5	06/30/21 16:54	07/01/21 00:35	56-23-5	
Chlorobenzene	ND	ug/kg	18.4	3.5	2.5	06/30/21 16:54	07/01/21 00:35	108-90-7	
Chloroethane	ND	ug/kg	36.8	14.2	2.5	06/30/21 16:54	07/01/21 00:35	75-00-3	
Chloroform	ND	ug/kg	18.4	11.2	2.5	06/30/21 16:54	07/01/21 00:35	67-66-3	
Chloromethane	ND	ug/kg	36.8	15.5	2.5	06/30/21 16:54	07/01/21 00:35	74-87-3	
2-Chlorotoluene	**12700**	ug/kg	18.4	6.5	2.5	06/30/21 16:54	07/01/21 00:35	95-49-8	
4-Chlorotoluene	ND	ug/kg	18.4	3.3	2.5	06/30/21 16:54	07/01/21 00:35	106-43-4	
1,2-Dibromo-3-chloropropane	ND	ug/kg	18.4	7.1	2.5	06/30/21 16:54	07/01/21 00:35	96-12-8	
Dibromochloromethane	ND	ug/kg	18.4	10.4	2.5	06/30/21 16:54	07/01/21 00:35	124-48-1	
1,2-Dibromoethane (EDB)	ND	ug/kg	18.4	8.1	2.5	06/30/21 16:54	07/01/21 00:35	106-93-4	
Dibromomethane	ND	ug/kg	18.4	3.9	2.5	06/30/21 16:54	07/01/21 00:35	74-95-3	
1,2-Dichlorobenzene	ND	ug/kg	18.4	6.6	2.5	06/30/21 16:54	07/01/21 00:35	95-50-1	
1,3-Dichlorobenzene	ND	ug/kg	18.4	5.7	2.5	06/30/21 16:54	07/01/21 00:35	541-73-1	
1,4-Dichlorobenzene	ND	ug/kg	18.4	4.8	2.5	06/30/21 16:54	07/01/21 00:35	106-46-7	
Dichlorodifluoromethane	ND	ug/kg	36.8	8.0	2.5	06/30/21 16:54	07/01/21 00:35	75-71-8	
1,1-Dichloroethane	ND	ug/kg	18.4	7.6	2.5	06/30/21 16:54	07/01/21 00:35	75-34-3	
1,2-Dichloroethane	ND	ug/kg	18.4	12.2	2.5	06/30/21 16:54	07/01/21 00:35	107-06-2	
1,1-Dichloroethene	ND	ug/kg	18.4	7.6	2.5	06/30/21 16:54	07/01/21 00:35	75-35-4	
cis-1,2-Dichloroethene	ND	ug/kg	18.4	6.3	2.5	06/30/21 16:54	07/01/21 00:35	156-59-2	
trans-1,2-Dichloroethene	ND	ug/kg	18.4	6.4	2.5	06/30/21 16:54	07/01/21 00:35	156-60-5	
1,2-Dichloropropane	ND	ug/kg	18.4	5.5	2.5	06/30/21 16:54	07/01/21 00:35	78-87-5	
1,3-Dichloropropane	ND	ug/kg	18.4	5.7	2.5	06/30/21 16:54	07/01/21 00:35	142-28-9	
2,2-Dichloropropane	ND	ug/kg	18.4	6.0	2.5	06/30/21 16:54	07/01/21 00:35	594-20-7	

REPORT OF LABORATORY ANALYSIS

This report shall not be reproduced, except in full,
without the written consent of Pace Analytical Services, LLC.

Pace Analytical Services, LLC
9800 Kincey Ave. Suite 100
Huntersville, NC 28078
(704)875-9092

ANALYTICAL RESULTS

Project: CPC Huntersville/2020-L1-2448
Pace Project No.: 92546658

Sample: AB1 (0-2') **Lab ID: 92546658003** Collected: 06/26/21 11:05 Received: 06/28/21 12:35 Matrix: Solid

Results reported on a "dry weight" basis and are adjusted for percent moisture, sample size and any dilutions.

Parameters	Results	Units	Report Limit	MDL	DF	Prepared	Analyzed	CAS No.	Qual
8260D/5035A/5030B Volatiles	Analytical Method: EPA 8260D Preparation Method: EPA 5035A/5030B Pace Analytical Services - Charlotte								
1,1-Dichloropropene	ND	ug/kg	18.4	8.8	2.5	06/30/21 16:54	07/01/21 00:35	563-58-6	
cis-1,3-Dichloropropene	ND	ug/kg	18.4	5.0	2.5	06/30/21 16:54	07/01/21 00:35	10061-01-5	
trans-1,3-Dichloropropene	ND	ug/kg	18.4	6.3	2.5	06/30/21 16:54	07/01/21 00:35	10061-02-6	
Diisopropyl ether	ND	ug/kg	18.4	5.0	2.5	06/30/21 16:54	07/01/21 00:35	108-20-3	
Ethylbenzene	**10.7J**	ug/kg	18.4	8.6	2.5	06/30/21 16:54	07/01/21 00:35	100-41-4	
Hexachloro-1,3-butadiene	ND	ug/kg	36.8	30.1	2.5	06/30/21 16:54	07/01/21 00:35	87-68-3	
2-Hexanone	ND	ug/kg	184	17.8	2.5	06/30/21 16:54	07/01/21 00:35	591-78-6	
Isopropylbenzene (Cumene)	ND	ug/kg	18.4	6.3	2.5	06/30/21 16:54	07/01/21 00:35	98-82-8	
p-Isopropyltoluene	**1850**	ug/kg	18.4	9.1	2.5	06/30/21 16:54	07/01/21 00:35	99-87-6	
Methylene Chloride	**436**	ug/kg	73.7	50.5	2.5	06/30/21 16:54	07/01/21 00:35	75-09-2	
4-Methyl-2-pentanone (MIBK)	ND	ug/kg	184	17.8	2.5	06/30/21 16:54	07/01/21 00:35	108-10-1	
Methyl-tert-butyl ether	ND	ug/kg	18.4	6.9	2.5	06/30/21 16:54	07/01/21 00:35	1634-04-4	
Naphthalene	ND	ug/kg	18.4	9.7	2.5	06/30/21 16:54	07/01/21 00:35	91-20-3	
n-Propylbenzene	ND	ug/kg	18.4	6.6	2.5	06/30/21 16:54	07/01/21 00:35	103-65-1	
Styrene	ND	ug/kg	18.4	4.9	2.5	06/30/21 16:54	07/01/21 00:35	100-42-5	
1,1,1,2-Tetrachloroethane	ND	ug/kg	18.4	7.1	2.5	06/30/21 16:54	07/01/21 00:35	630-20-6	
1,1,2,2-Tetrachloroethane	ND	ug/kg	18.4	4.9	2.5	06/30/21 16:54	07/01/21 00:35	79-34-5	
Tetrachloroethene	ND	ug/kg	18.4	5.8	2.5	06/30/21 16:54	07/01/21 00:35	127-18-4	
Toluene	**64.7**	ug/kg	18.4	5.2	2.5	06/30/21 16:54	07/01/21 00:35	108-88-3	
1,2,3-Trichlorobenzene	ND	ug/kg	18.4	14.9	2.5	06/30/21 16:54	07/01/21 00:35	87-61-6	
1,2,4-Trichlorobenzene	ND	ug/kg	18.4	15.5	2.5	06/30/21 16:54	07/01/21 00:35	120-82-1	
1,1,1-Trichloroethane	ND	ug/kg	18.4	9.6	2.5	06/30/21 16:54	07/01/21 00:35	71-55-6	
1,1,2-Trichloroethane	ND	ug/kg	18.4	6.1	2.5	06/30/21 16:54	07/01/21 00:35	79-00-5	
Trichloroethene	ND	ug/kg	18.4	4.8	2.5	06/30/21 16:54	07/01/21 00:35	79-01-6	
Trichlorofluoromethane	ND	ug/kg	18.4	10.1	2.5	06/30/21 16:54	07/01/21 00:35	75-69-4	
1,2,3-Trichloropropane	ND	ug/kg	18.4	9.3	2.5	06/30/21 16:54	07/01/21 00:35	96-18-4	
1,2,4-Trimethylbenzene	ND	ug/kg	18.4	5.0	2.5	06/30/21 16:54	07/01/21 00:35	95-63-6	
1,3,5-Trimethylbenzene	ND	ug/kg	18.4	6.2	2.5	06/30/21 16:54	07/01/21 00:35	108-67-8	
Vinyl acetate	ND	ug/kg	184	13.4	2.5	06/30/21 16:54	07/01/21 00:35	108-05-4	
Vinyl chloride	ND	ug/kg	36.8	9.4	2.5	06/30/21 16:54	07/01/21 00:35	75-01-4	
Xylene (Total)	**76.7**	ug/kg	36.8	10.5	2.5	06/30/21 16:54	07/01/21 00:35	1330-20-7	
m&p-Xylene	**63.9**	ug/kg	36.8	12.6	2.5	06/30/21 16:54	07/01/21 00:35	179601-23-1	
o-Xylene	**12.8J**	ug/kg	18.4	8.1	2.5	06/30/21 16:54	07/01/21 00:35	95-47-6	
Surrogates									
Toluene-d8 (S)	102	%	70-130		2.5	06/30/21 16:54	07/01/21 00:35	2037-26-5	
4-Bromofluorobenzene (S)	101	%	69-134		2.5	06/30/21 16:54	07/01/21 00:35	460-00-4	
1,2-Dichloroethane-d4 (S)	111	%	70-130		2.5	06/30/21 16:54	07/01/21 00:35	17060-07-0	
Percent Moisture	Analytical Method: SW-846 Pace Analytical Services - Charlotte								
Percent Moisture	**20.2**	%	0.10	0.10	1		06/28/21 15:46		N2

REPORT OF LABORATORY ANALYSIS

This report shall not be reproduced, except in full,
without the written consent of Pace Analytical Services, LLC.

Pace Analytical Services, LLC
9800 Kincey Ave. Suite 100
Huntersville, NC 28078
(704)875-9092

ANALYTICAL RESULTS

Project: CPC Huntersville/2020-L1-2448
Pace Project No.: 92546658

Sample: AB1 (20-22') **Lab ID: 92546658004** Collected: 06/26/21 11:10 Received: 06/28/21 12:35 Matrix: Solid

Results reported on a "dry weight" basis and are adjusted for percent moisture, sample size and any dilutions.

Parameters	Results	Units	Report Limit	MDL	DF	Prepared	Analyzed	CAS No.	Qual
VPH NC Soil	Analytical Method: MADEP VPH Preparation Method: MADEP VPH Pace Analytical Services - Charlotte								
Total VPH (C5-C12)	**7620**	mg/kg	39.1	39.1	10	07/01/21 13:06	07/02/21 05:38		N2
Aliphatic (C05-C08)	**5250**	mg/kg	39.1	39.1	10	07/01/21 13:06	07/02/21 05:38		N2
Aliphatic(C09-C12) Adjusted	**1750**	mg/kg	39.1	39.1	10	07/01/21 13:06	07/02/21 05:38		N2
Aromatic (C09-C10)	**618**	mg/kg	39.1	39.1	10	07/01/21 13:06	07/02/21 05:38		N2
Surrogates									
4-Bromofluorobenzene (FID) (S)	145	%	70-130		10	07/01/21 13:06	07/02/21 05:38	460-00-4	S2
4-Bromofluorobenzene (PID) (S)	96	%	70-130		10	07/01/21 13:06	07/02/21 05:38	460-00-4	
8260D/5035A/5030B Volatiles	Analytical Method: EPA 8260D Preparation Method: EPA 5035A/5030B Pace Analytical Services - Charlotte								
Acetone	**18000**	ug/kg	6370	2040	50	06/29/21 13:26	06/30/21 02:21	67-64-1	
Benzene	**11500**	ug/kg	318	127	50	06/29/21 13:26	06/30/21 02:21	71-43-2	
Bromobenzene	ND	ug/kg	318	104	50	06/29/21 13:26	06/30/21 02:21	108-86-1	
Bromochloromethane	ND	ug/kg	318	94.2	50	06/29/21 13:26	06/30/21 02:21	74-97-5	
Bromodichloromethane	ND	ug/kg	318	123	50	06/29/21 13:26	06/30/21 02:21	75-27-4	
Bromoform	ND	ug/kg	318	112	50	06/29/21 13:26	06/30/21 02:21	75-25-2	
Bromomethane	ND	ug/kg	637	503	50	06/29/21 13:26	06/30/21 02:21	74-83-9	IK
2-Butanone (MEK)	ND	ug/kg	6370	1530	50	06/29/21 13:26	06/30/21 02:21	78-93-3	
n-Butylbenzene	ND	ug/kg	318	150	50	06/29/21 13:26	06/30/21 02:21	104-51-8	
sec-Butylbenzene	ND	ug/kg	318	140	50	06/29/21 13:26	06/30/21 02:21	135-98-8	
tert-Butylbenzene	ND	ug/kg	318	113	50	06/29/21 13:26	06/30/21 02:21	98-06-6	
Carbon tetrachloride	ND	ug/kg	318	119	50	06/29/21 13:26	06/30/21 02:21	56-23-5	
Chlorobenzene	ND	ug/kg	318	61.1	50	06/29/21 13:26	06/30/21 02:21	108-90-7	
Chloroethane	ND	ug/kg	637	246	50	06/29/21 13:26	06/30/21 02:21	75-00-3	
Chloroform	ND	ug/kg	318	194	50	06/29/21 13:26	06/30/21 02:21	67-66-3	
Chloromethane	ND	ug/kg	637	267	50	06/29/21 13:26	06/30/21 02:21	74-87-3	
2-Chlorotoluene	ND	ug/kg	318	113	50	06/29/21 13:26	06/30/21 02:21	95-49-8	
4-Chlorotoluene	ND	ug/kg	318	56.3	50	06/29/21 13:26	06/30/21 02:21	106-43-4	
1,2-Dibromo-3-chloropropane	ND	ug/kg	318	123	50	06/29/21 13:26	06/30/21 02:21	96-12-8	
Dibromochloromethane	ND	ug/kg	318	179	50	06/29/21 13:26	06/30/21 02:21	124-48-1	
1,2-Dibromoethane (EDB)	ND	ug/kg	318	140	50	06/29/21 13:26	06/30/21 02:21	106-93-4	
Dibromomethane	ND	ug/kg	318	68.1	50	06/29/21 13:26	06/30/21 02:21	74-95-3	
1,2-Dichlorobenzene	ND	ug/kg	318	115	50	06/29/21 13:26	06/30/21 02:21	95-50-1	
1,3-Dichlorobenzene	ND	ug/kg	318	98.7	50	06/29/21 13:26	06/30/21 02:21	541-73-1	
1,4-Dichlorobenzene	ND	ug/kg	318	82.7	50	06/29/21 13:26	06/30/21 02:21	106-46-7	
Dichlorodifluoromethane	ND	ug/kg	637	138	50	06/29/21 13:26	06/30/21 02:21	75-71-8	
1,1-Dichloroethane	ND	ug/kg	318	131	50	06/29/21 13:26	06/30/21 02:21	75-34-3	
1,2-Dichloroethane	ND	ug/kg	318	211	50	06/29/21 13:26	06/30/21 02:21	107-06-2	
1,1-Dichloroethene	ND	ug/kg	318	131	50	06/29/21 13:26	06/30/21 02:21	75-35-4	
cis-1,2-Dichloroethene	ND	ug/kg	318	109	50	06/29/21 13:26	06/30/21 02:21	156-59-2	
trans-1,2-Dichloroethene	ND	ug/kg	318	111	50	06/29/21 13:26	06/30/21 02:21	156-60-5	
1,2-Dichloropropane	ND	ug/kg	318	95.5	50	06/29/21 13:26	06/30/21 02:21	78-87-5	
1,3-Dichloropropane	ND	ug/kg	318	99.3	50	06/29/21 13:26	06/30/21 02:21	142-28-9	
2,2-Dichloropropane	ND	ug/kg	318	104	50	06/29/21 13:26	06/30/21 02:21	594-20-7	

REPORT OF LABORATORY ANALYSIS

This report shall not be reproduced, except in full,
without the written consent of Pace Analytical Services, LLC.

Pace Analytical Services, LLC
9800 Kincey Ave. Suite 100
Huntersville, NC 28078
(704)875-9092

ANALYTICAL RESULTS

Project: CPC Huntersville/2020-L1-2448
Pace Project No.: 92546658

Sample: AB1 (20-22') **Lab ID: 92546658004** Collected: 06/26/21 11:10 Received: 06/28/21 12:35 Matrix: Solid

Results reported on a "dry weight" basis and are adjusted for percent moisture, sample size and any dilutions.

Parameters	Results	Units	Report Limit	MDL	DF	Prepared	Analyzed	CAS No.	Qual
8260D/5035A/5030B Volatiles	Analytical Method: EPA 8260D Preparation Method: EPA 5035A/5030B Pace Analytical Services - Charlotte								
1,1-Dichloropropene	ND	ug/kg	318	153	50	06/29/21 13:26	06/30/21 02:21	563-58-6	
cis-1,3-Dichloropropene	ND	ug/kg	318	86.6	50	06/29/21 13:26	06/30/21 02:21	10061-01-5	
trans-1,3-Dichloropropene	ND	ug/kg	318	109	50	06/29/21 13:26	06/30/21 02:21	10061-02-6	
Diisopropyl ether	ND	ug/kg	318	85.9	50	06/29/21 13:26	06/30/21 02:21	108-20-3	
Ethylbenzene	**62800**	ug/kg	318	148	50	06/29/21 13:26	06/30/21 02:21	100-41-4	
Hexachloro-1,3-butadiene	ND	ug/kg	637	521	50	06/29/21 13:26	06/30/21 02:21	87-68-3	
2-Hexanone	ND	ug/kg	3180	307	50	06/29/21 13:26	06/30/21 02:21	591-78-6	
Isopropylbenzene (Cumene)	ND	ug/kg	318	108	50	06/29/21 13:26	06/30/21 02:21	98-82-8	
p-Isopropyltoluene	**4940**	ug/kg	318	157	50	06/29/21 13:26	06/30/21 02:21	99-87-6	
Methylene Chloride	ND	ug/kg	1270	872	50	06/29/21 13:26	06/30/21 02:21	75-09-2	
4-Methyl-2-pentanone (MIBK)	ND	ug/kg	3180	307	50	06/29/21 13:26	06/30/21 02:21	108-10-1	
Methyl-tert-butyl ether	ND	ug/kg	318	119	50	06/29/21 13:26	06/30/21 02:21	1634-04-4	
Naphthalene	**12400**	ug/kg	318	167	50	06/29/21 13:26	06/30/21 02:21	91-20-3	
n-Propylbenzene	ND	ug/kg	318	113	50	06/29/21 13:26	06/30/21 02:21	103-65-1	
Styrene	ND	ug/kg	318	84.0	50	06/29/21 13:26	06/30/21 02:21	100-42-5	
1,1,1,2-Tetrachloroethane	ND	ug/kg	318	122	50	06/29/21 13:26	06/30/21 02:21	630-20-6	
1,1,2,2-Tetrachloroethane	ND	ug/kg	318	84.0	50	06/29/21 13:26	06/30/21 02:21	79-34-5	
Tetrachloroethene	ND	ug/kg	318	101	50	06/29/21 13:26	06/30/21 02:21	127-18-4	
Toluene	**173000**	ug/kg	318	90.4	50	06/29/21 13:26	06/30/21 02:21	108-88-3	
1,2,3-Trichlorobenzene	ND	ug/kg	318	257	50	06/29/21 13:26	06/30/21 02:21	87-61-6	
1,2,4-Trichlorobenzene	ND	ug/kg	318	267	50	06/29/21 13:26	06/30/21 02:21	120-82-1	
1,1,1-Trichloroethane	ND	ug/kg	318	165	50	06/29/21 13:26	06/30/21 02:21	71-55-6	
1,1,2-Trichloroethane	ND	ug/kg	318	106	50	06/29/21 13:26	06/30/21 02:21	79-00-5	
Trichloroethene	ND	ug/kg	318	82.1	50	06/29/21 13:26	06/30/21 02:21	79-01-6	
Trichlorofluoromethane	ND	ug/kg	318	175	50	06/29/21 13:26	06/30/21 02:21	75-69-4	
1,2,3-Trichloropropane	ND	ug/kg	318	161	50	06/29/21 13:26	06/30/21 02:21	96-18-4	
1,2,4-Trimethylbenzene	**110000**	ug/kg	318	87.2	50	06/29/21 13:26	06/30/21 02:21	95-63-6	
1,3,5-Trimethylbenzene	**32600**	ug/kg	318	107	50	06/29/21 13:26	06/30/21 02:21	108-67-8	
Vinyl acetate	ND	ug/kg	3180	232	50	06/29/21 13:26	06/30/21 02:21	108-05-4	
Vinyl chloride	ND	ug/kg	637	162	50	06/29/21 13:26	06/30/21 02:21	75-01-4	
Xylene (Total)	**305000**	ug/kg	637	181	50	06/29/21 13:26	06/30/21 02:21	1330-20-7	
m&p-Xylene	**220000**	ug/kg	637	218	50	06/29/21 13:26	06/30/21 02:21	179601-23-1	
o-Xylene	**85200**	ug/kg	318	141	50	06/29/21 13:26	06/30/21 02:21	95-47-6	
Surrogates									
Toluene-d8 (S)	100	%	70-130		50	06/29/21 13:26	06/30/21 02:21	2037-26-5	
4-Bromofluorobenzene (S)	101	%	69-134		50	06/29/21 13:26	06/30/21 02:21	460-00-4	
1,2-Dichloroethane-d4 (S)	111	%	70-130		50	06/29/21 13:26	06/30/21 02:21	17060-07-0	
Percent Moisture	Analytical Method: SW-846 Pace Analytical Services - Charlotte								
Percent Moisture	**17.2**	%	0.10	0.10	1		06/28/21 15:46		N2

REPORT OF LABORATORY ANALYSIS

This report shall not be reproduced, except in full,
without the written consent of Pace Analytical Services, LLC.

Pace Analytical Services, LLC
9800 Kincey Ave. Suite 100
Huntersville, NC 28078
(704)875-9092

ANALYTICAL RESULTS

Project: CPC Huntersville/2020-L1-2448
Pace Project No.: 92546658

Sample: AC1 (0-2') **Lab ID: 92546658005** Collected: 06/26/21 12:00 Received: 06/28/21 12:35 Matrix: Solid

Results reported on a "dry weight" basis and are adjusted for percent moisture, sample size and any dilutions.

Parameters	Results	Units	Report Limit	MDL	DF	Prepared	Analyzed	CAS No.	Qual
VPH NC Soil	Analytical Method: MADEP VPH Preparation Method: MADEP VPH Pace Analytical Services - Charlotte								
Total VPH (C5-C12)	**6.6**	mg/kg	3.7	3.7	1	06/30/21 11:32	06/30/21 23:31		N2
Aliphatic (C05-C08)	ND	mg/kg	3.7	3.7	1	06/30/21 11:32	06/30/21 23:31		N2
Aliphatic(C09-C12) Adjusted	ND	mg/kg	3.7	3.7	1	06/30/21 11:32	06/30/21 23:31		N2
Aromatic (C09-C10)	ND	mg/kg	3.7	3.7	1	06/30/21 11:32	06/30/21 23:31		N2
Surrogates									
4-Bromofluorobenzene (FID) (S)	107	%	70-130		1	06/30/21 11:32	06/30/21 23:31	460-00-4	
4-Bromofluorobenzene (PID) (S)	104	%	70-130		1	06/30/21 11:32	06/30/21 23:31	460-00-4	
8260D/5035A/5030B Volatiles	Analytical Method: EPA 8260D Preparation Method: EPA 5035A/5030B Pace Analytical Services - Charlotte								
Acetone	ND	ug/kg	147	47.3	1	06/30/21 13:07	06/30/21 22:08	67-64-1	
Benzene	ND	ug/kg	7.4	2.9	1	06/30/21 13:07	06/30/21 22:08	71-43-2	
Bromobenzene	ND	ug/kg	7.4	2.4	1	06/30/21 13:07	06/30/21 22:08	108-86-1	
Bromochloromethane	ND	ug/kg	7.4	2.2	1	06/30/21 13:07	06/30/21 22:08	74-97-5	
Bromodichloromethane	ND	ug/kg	7.4	2.8	1	06/30/21 13:07	06/30/21 22:08	75-27-4	
Bromoform	ND	ug/kg	7.4	2.6	1	06/30/21 13:07	06/30/21 22:08	75-25-2	
Bromomethane	ND	ug/kg	14.7	11.6	1	06/30/21 13:07	06/30/21 22:08	74-83-9	IK,v1
2-Butanone (MEK)	ND	ug/kg	147	35.4	1	06/30/21 13:07	06/30/21 22:08	78-93-3	
n-Butylbenzene	ND	ug/kg	7.4	3.5	1	06/30/21 13:07	06/30/21 22:08	104-51-8	
sec-Butylbenzene	ND	ug/kg	7.4	3.2	1	06/30/21 13:07	06/30/21 22:08	135-98-8	
tert-Butylbenzene	ND	ug/kg	7.4	2.6	1	06/30/21 13:07	06/30/21 22:08	98-06-6	
Carbon tetrachloride	ND	ug/kg	7.4	2.8	1	06/30/21 13:07	06/30/21 22:08	56-23-5	
Chlorobenzene	ND	ug/kg	7.4	1.4	1	06/30/21 13:07	06/30/21 22:08	108-90-7	
Chloroethane	ND	ug/kg	14.7	5.7	1	06/30/21 13:07	06/30/21 22:08	75-00-3	
Chloroform	ND	ug/kg	7.4	4.5	1	06/30/21 13:07	06/30/21 22:08	67-66-3	
Chloromethane	ND	ug/kg	14.7	6.2	1	06/30/21 13:07	06/30/21 22:08	74-87-3	
2-Chlorotoluene	ND	ug/kg	7.4	2.6	1	06/30/21 13:07	06/30/21 22:08	95-49-8	
4-Chlorotoluene	ND	ug/kg	7.4	1.3	1	06/30/21 13:07	06/30/21 22:08	106-43-4	
1,2-Dibromo-3-chloropropane	ND	ug/kg	7.4	2.9	1	06/30/21 13:07	06/30/21 22:08	96-12-8	
Dibromochloromethane	ND	ug/kg	7.4	4.1	1	06/30/21 13:07	06/30/21 22:08	124-48-1	
1,2-Dibromoethane (EDB)	ND	ug/kg	7.4	3.2	1	06/30/21 13:07	06/30/21 22:08	106-93-4	
Dibromomethane	ND	ug/kg	7.4	1.6	1	06/30/21 13:07	06/30/21 22:08	74-95-3	
1,2-Dichlorobenzene	ND	ug/kg	7.4	2.7	1	06/30/21 13:07	06/30/21 22:08	95-50-1	
1,3-Dichlorobenzene	ND	ug/kg	7.4	2.3	1	06/30/21 13:07	06/30/21 22:08	541-73-1	
1,4-Dichlorobenzene	ND	ug/kg	7.4	1.9	1	06/30/21 13:07	06/30/21 22:08	106-46-7	
Dichlorodifluoromethane	ND	ug/kg	14.7	3.2	1	06/30/21 13:07	06/30/21 22:08	75-71-8	
1,1-Dichloroethane	ND	ug/kg	7.4	3.0	1	06/30/21 13:07	06/30/21 22:08	75-34-3	
1,2-Dichloroethane	ND	ug/kg	7.4	4.9	1	06/30/21 13:07	06/30/21 22:08	107-06-2	
1,1-Dichloroethene	ND	ug/kg	7.4	3.0	1	06/30/21 13:07	06/30/21 22:08	75-35-4	
cis-1,2-Dichloroethene	ND	ug/kg	7.4	2.5	1	06/30/21 13:07	06/30/21 22:08	156-59-2	
trans-1,2-Dichloroethene	ND	ug/kg	7.4	2.6	1	06/30/21 13:07	06/30/21 22:08	156-60-5	
1,2-Dichloropropane	ND	ug/kg	7.4	2.2	1	06/30/21 13:07	06/30/21 22:08	78-87-5	
1,3-Dichloropropane	ND	ug/kg	7.4	2.3	1	06/30/21 13:07	06/30/21 22:08	142-28-9	
2,2-Dichloropropane	ND	ug/kg	7.4	2.4	1	06/30/21 13:07	06/30/21 22:08	594-20-7	

REPORT OF LABORATORY ANALYSIS

This report shall not be reproduced, except in full,
without the written consent of Pace Analytical Services, LLC.

Pace Analytical Services, LLC
9800 Kincey Ave. Suite 100
Huntersville, NC 28078
(704)875-9092

ANALYTICAL RESULTS

Project: CPC Huntersville/2020-L1-2448
Pace Project No.: 92546658

Sample: AC1 (0-2') **Lab ID: 92546658005** Collected: 06/26/21 12:00 Received: 06/28/21 12:35 Matrix: Solid

Results reported on a "dry weight" basis and are adjusted for percent moisture, sample size and any dilutions.

Parameters	Results	Units	Report Limit	MDL	DF	Prepared	Analyzed	CAS No.	Qual
8260D/5035A/5030B Volatiles	Analytical Method: EPA 8260D Preparation Method: EPA 5035A/5030B Pace Analytical Services - Charlotte								
1,1-Dichloropropene	ND	ug/kg	7.4	3.5	1	06/30/21 13:07	06/30/21 22:08	563-58-6	
cis-1,3-Dichloropropene	ND	ug/kg	7.4	2.0	1	06/30/21 13:07	06/30/21 22:08	10061-01-5	
trans-1,3-Dichloropropene	ND	ug/kg	7.4	2.5	1	06/30/21 13:07	06/30/21 22:08	10061-02-6	
Diisopropyl ether	ND	ug/kg	7.4	2.0	1	06/30/21 13:07	06/30/21 22:08	108-20-3	
Ethylbenzene	ND	ug/kg	7.4	3.4	1	06/30/21 13:07	06/30/21 22:08	100-41-4	
Hexachloro-1,3-butadiene	ND	ug/kg	14.7	12.1	1	06/30/21 13:07	06/30/21 22:08	87-68-3	
2-Hexanone	ND	ug/kg	73.7	7.1	1	06/30/21 13:07	06/30/21 22:08	591-78-6	
Isopropylbenzene (Cumene)	ND	ug/kg	7.4	2.5	1	06/30/21 13:07	06/30/21 22:08	98-82-8	
p-Isopropyltoluene	**225**	ug/kg	7.4	3.6	1	06/30/21 13:07	06/30/21 22:08	99-87-6	
Methylene Chloride	ND	ug/kg	29.5	20.2	1	06/30/21 13:07	06/30/21 22:08	75-09-2	
4-Methyl-2-pentanone (MIBK)	ND	ug/kg	73.7	7.1	1	06/30/21 13:07	06/30/21 22:08	108-10-1	
Methyl-tert-butyl ether	ND	ug/kg	7.4	2.8	1	06/30/21 13:07	06/30/21 22:08	1634-04-4	
Naphthalene	ND	ug/kg	7.4	3.9	1	06/30/21 13:07	06/30/21 22:08	91-20-3	
n-Propylbenzene	ND	ug/kg	7.4	2.6	1	06/30/21 13:07	06/30/21 22:08	103-65-1	
Styrene	ND	ug/kg	7.4	1.9	1	06/30/21 13:07	06/30/21 22:08	100-42-5	
1,1,1,2-Tetrachloroethane	ND	ug/kg	7.4	2.8	1	06/30/21 13:07	06/30/21 22:08	630-20-6	
1,1,2,2-Tetrachloroethane	ND	ug/kg	7.4	1.9	1	06/30/21 13:07	06/30/21 22:08	79-34-5	
Tetrachloroethene	ND	ug/kg	7.4	2.3	1	06/30/21 13:07	06/30/21 22:08	127-18-4	
Toluene	**12.8**	ug/kg	7.4	2.1	1	06/30/21 13:07	06/30/21 22:08	108-88-3	
1,2,3-Trichlorobenzene	ND	ug/kg	7.4	6.0	1	06/30/21 13:07	06/30/21 22:08	87-61-6	
1,2,4-Trichlorobenzene	ND	ug/kg	7.4	6.2	1	06/30/21 13:07	06/30/21 22:08	120-82-1	
1,1,1-Trichloroethane	ND	ug/kg	7.4	3.8	1	06/30/21 13:07	06/30/21 22:08	71-55-6	
1,1,2-Trichloroethane	ND	ug/kg	7.4	2.4	1	06/30/21 13:07	06/30/21 22:08	79-00-5	
Trichloroethene	ND	ug/kg	7.4	1.9	1	06/30/21 13:07	06/30/21 22:08	79-01-6	
Trichlorofluoromethane	ND	ug/kg	7.4	4.1	1	06/30/21 13:07	06/30/21 22:08	75-69-4	
1,2,3-Trichloropropane	ND	ug/kg	7.4	3.7	1	06/30/21 13:07	06/30/21 22:08	96-18-4	
1,2,4-Trimethylbenzene	ND	ug/kg	7.4	2.0	1	06/30/21 13:07	06/30/21 22:08	95-63-6	
1,3,5-Trimethylbenzene	ND	ug/kg	7.4	2.5	1	06/30/21 13:07	06/30/21 22:08	108-67-8	
Vinyl acetate	ND	ug/kg	73.7	5.4	1	06/30/21 13:07	06/30/21 22:08	108-05-4	
Vinyl chloride	ND	ug/kg	14.7	3.7	1	06/30/21 13:07	06/30/21 22:08	75-01-4	
Xylene (Total)	**11.6J**	ug/kg	14.7	4.2	1	06/30/21 13:07	06/30/21 22:08	1330-20-7	
m&p-Xylene	**11.6J**	ug/kg	14.7	5.0	1	06/30/21 13:07	06/30/21 22:08	179601-23-1	
o-Xylene	ND	ug/kg	7.4	3.3	1	06/30/21 13:07	06/30/21 22:08	95-47-6	
Surrogates									
Toluene-d8 (S)	101	%	70-130		1	06/30/21 13:07	06/30/21 22:08	2037-26-5	
4-Bromofluorobenzene (S)	102	%	69-134		1	06/30/21 13:07	06/30/21 22:08	460-00-4	
1,2-Dichloroethane-d4 (S)	111	%	70-130		1	06/30/21 13:07	06/30/21 22:08	17060-07-0	
Percent Moisture	Analytical Method: SW-846 Pace Analytical Services - Charlotte								
Percent Moisture	**19.4**	%	0.10	0.10	1		06/28/21 15:46		N2

REPORT OF LABORATORY ANALYSIS

This report shall not be reproduced, except in full,
without the written consent of Pace Analytical Services, LLC.

Pace Analytical Services, LLC
9800 Kincey Ave. Suite 100
Huntersville, NC 28078
(704)875-9092

ANALYTICAL RESULTS

Project: CPC Huntersville/2020-L1-2448
Pace Project No.: 92546658

Sample: AC1 (16-18') **Lab ID: 92546658006** Collected: 06/26/21 12:05 Received: 06/28/21 12:35 Matrix: Solid

Results reported on a "dry weight" basis and are adjusted for percent moisture, sample size and any dilutions.

Parameters	Results	Units	Report Limit	MDL	DF	Prepared	Analyzed	CAS No.	Qual
VPH NC Soil	Analytical Method: MADEP VPH Preparation Method: MADEP VPH Pace Analytical Services - Charlotte								
Total VPH (C5-C12)	ND	mg/kg	3.1	3.1	1	06/30/21 11:32	06/30/21 23:59		N2
Aliphatic (C05-C08)	ND	mg/kg	3.1	3.1	1	06/30/21 11:32	06/30/21 23:59		N2
Aliphatic(C09-C12) Adjusted	ND	mg/kg	3.1	3.1	1	06/30/21 11:32	06/30/21 23:59		N2
Aromatic (C09-C10)	ND	mg/kg	3.1	3.1	1	06/30/21 11:32	06/30/21 23:59		N2
Surrogates									
4-Bromofluorobenzene (FID) (S)	103	%	70-130		1	06/30/21 11:32	06/30/21 23:59	460-00-4	
4-Bromofluorobenzene (PID) (S)	101	%	70-130		1	06/30/21 11:32	06/30/21 23:59	460-00-4	
8260D/5035A/5030B Volatiles	Analytical Method: EPA 8260D Preparation Method: EPA 5035A/5030B Pace Analytical Services - Charlotte								
Acetone	ND	ug/kg	136	43.7	1	06/29/21 13:21	06/29/21 23:35	67-64-1	
Benzene	ND	ug/kg	6.8	2.7	1	06/29/21 13:21	06/29/21 23:35	71-43-2	
Bromobenzene	ND	ug/kg	6.8	2.2	1	06/29/21 13:21	06/29/21 23:35	108-86-1	
Bromochloromethane	ND	ug/kg	6.8	2.0	1	06/29/21 13:21	06/29/21 23:35	74-97-5	
Bromodichloromethane	ND	ug/kg	6.8	2.6	1	06/29/21 13:21	06/29/21 23:35	75-27-4	
Bromoform	ND	ug/kg	6.8	2.4	1	06/29/21 13:21	06/29/21 23:35	75-25-2	
Bromomethane	ND	ug/kg	13.6	10.7	1	06/29/21 13:21	06/29/21 23:35	74-83-9	IK,L1
2-Butanone (MEK)	ND	ug/kg	136	32.6	1	06/29/21 13:21	06/29/21 23:35	78-93-3	
n-Butylbenzene	ND	ug/kg	6.8	3.2	1	06/29/21 13:21	06/29/21 23:35	104-51-8	
sec-Butylbenzene	ND	ug/kg	6.8	3.0	1	06/29/21 13:21	06/29/21 23:35	135-98-8	
tert-Butylbenzene	ND	ug/kg	6.8	2.4	1	06/29/21 13:21	06/29/21 23:35	98-06-6	
Carbon tetrachloride	ND	ug/kg	6.8	2.5	1	06/29/21 13:21	06/29/21 23:35	56-23-5	
Chlorobenzene	ND	ug/kg	6.8	1.3	1	06/29/21 13:21	06/29/21 23:35	108-90-7	
Chloroethane	ND	ug/kg	13.6	5.2	1	06/29/21 13:21	06/29/21 23:35	75-00-3	
Chloroform	ND	ug/kg	6.8	4.1	1	06/29/21 13:21	06/29/21 23:35	67-66-3	
Chloromethane	ND	ug/kg	13.6	5.7	1	06/29/21 13:21	06/29/21 23:35	74-87-3	
2-Chlorotoluene	ND	ug/kg	6.8	2.4	1	06/29/21 13:21	06/29/21 23:35	95-49-8	
4-Chlorotoluene	ND	ug/kg	6.8	1.2	1	06/29/21 13:21	06/29/21 23:35	106-43-4	
1,2-Dibromo-3-chloropropane	ND	ug/kg	6.8	2.6	1	06/29/21 13:21	06/29/21 23:35	96-12-8	
Dibromochloromethane	ND	ug/kg	6.8	3.8	1	06/29/21 13:21	06/29/21 23:35	124-48-1	
1,2-Dibromoethane (EDB)	ND	ug/kg	6.8	3.0	1	06/29/21 13:21	06/29/21 23:35	106-93-4	
Dibromomethane	ND	ug/kg	6.8	1.5	1	06/29/21 13:21	06/29/21 23:35	74-95-3	
1,2-Dichlorobenzene	ND	ug/kg	6.8	2.4	1	06/29/21 13:21	06/29/21 23:35	95-50-1	
1,3-Dichlorobenzene	ND	ug/kg	6.8	2.1	1	06/29/21 13:21	06/29/21 23:35	541-73-1	
1,4-Dichlorobenzene	ND	ug/kg	6.8	1.8	1	06/29/21 13:21	06/29/21 23:35	106-46-7	
Dichlorodifluoromethane	ND	ug/kg	13.6	3.0	1	06/29/21 13:21	06/29/21 23:35	75-71-8	
1,1-Dichloroethane	ND	ug/kg	6.8	2.8	1	06/29/21 13:21	06/29/21 23:35	75-34-3	
1,2-Dichloroethane	ND	ug/kg	6.8	4.5	1	06/29/21 13:21	06/29/21 23:35	107-06-2	
1,1-Dichloroethene	ND	ug/kg	6.8	2.8	1	06/29/21 13:21	06/29/21 23:35	75-35-4	
cis-1,2-Dichloroethene	ND	ug/kg	6.8	2.3	1	06/29/21 13:21	06/29/21 23:35	156-59-2	
trans-1,2-Dichloroethene	ND	ug/kg	6.8	2.4	1	06/29/21 13:21	06/29/21 23:35	156-60-5	
1,2-Dichloropropane	ND	ug/kg	6.8	2.0	1	06/29/21 13:21	06/29/21 23:35	78-87-5	
1,3-Dichloropropane	ND	ug/kg	6.8	2.1	1	06/29/21 13:21	06/29/21 23:35	142-28-9	
2,2-Dichloropropane	ND	ug/kg	6.8	2.2	1	06/29/21 13:21	06/29/21 23:35	594-20-7	

REPORT OF LABORATORY ANALYSIS

This report shall not be reproduced, except in full,
without the written consent of Pace Analytical Services, LLC.

Pace Analytical Services, LLC
9800 Kincey Ave. Suite 100
Huntersville, NC 28078
(704)875-9092

ANALYTICAL RESULTS

Project: CPC Huntersville/2020-L1-2448
Pace Project No.: 92546658

Sample: AC1 (16-18') **Lab ID: 92546658006** Collected: 06/26/21 12:05 Received: 06/28/21 12:35 Matrix: Solid

Results reported on a "dry weight" basis and are adjusted for percent moisture, sample size and any dilutions.

Parameters	Results	Units	Report Limit	MDL	DF	Prepared	Analyzed	CAS No.	Qual
8260D/5035A/5030B Volatiles	Analytical Method: EPA 8260D Preparation Method: EPA 5035A/5030B Pace Analytical Services - Charlotte								
1,1-Dichloropropene	ND	ug/kg	6.8	3.3	1	06/29/21 13:21	06/29/21 23:35	563-58-6	
cis-1,3-Dichloropropene	ND	ug/kg	6.8	1.8	1	06/29/21 13:21	06/29/21 23:35	10061-01-5	
trans-1,3-Dichloropropene	ND	ug/kg	6.8	2.3	1	06/29/21 13:21	06/29/21 23:35	10061-02-6	
Diisopropyl ether	ND	ug/kg	6.8	1.8	1	06/29/21 13:21	06/29/21 23:35	108-20-3	
Ethylbenzene	ND	ug/kg	6.8	3.2	1	06/29/21 13:21	06/29/21 23:35	100-41-4	
Hexachloro-1,3-butadiene	ND	ug/kg	13.6	11.1	1	06/29/21 13:21	06/29/21 23:35	87-68-3	
2-Hexanone	ND	ug/kg	68.0	6.6	1	06/29/21 13:21	06/29/21 23:35	591-78-6	
Isopropylbenzene (Cumene)	ND	ug/kg	6.8	2.3	1	06/29/21 13:21	06/29/21 23:35	98-82-8	
p-Isopropyltoluene	ND	ug/kg	6.8	3.3	1	06/29/21 13:21	06/29/21 23:35	99-87-6	
Methylene Chloride	ND	ug/kg	27.2	18.6	1	06/29/21 13:21	06/29/21 23:35	75-09-2	
4-Methyl-2-pentanone (MIBK)	ND	ug/kg	68.0	6.6	1	06/29/21 13:21	06/29/21 23:35	108-10-1	
Methyl-tert-butyl ether	ND	ug/kg	6.8	2.5	1	06/29/21 13:21	06/29/21 23:35	1634-04-4	
Naphthalene	ND	ug/kg	6.8	3.6	1	06/29/21 13:21	06/29/21 23:35	91-20-3	
n-Propylbenzene	ND	ug/kg	6.8	2.4	1	06/29/21 13:21	06/29/21 23:35	103-65-1	
Styrene	ND	ug/kg	6.8	1.8	1	06/29/21 13:21	06/29/21 23:35	100-42-5	
1,1,1,2-Tetrachloroethane	ND	ug/kg	6.8	2.6	1	06/29/21 13:21	06/29/21 23:35	630-20-6	
1,1,2,2-Tetrachloroethane	ND	ug/kg	6.8	1.8	1	06/29/21 13:21	06/29/21 23:35	79-34-5	
Tetrachloroethene	ND	ug/kg	6.8	2.1	1	06/29/21 13:21	06/29/21 23:35	127-18-4	
Toluene	**5.7J**	ug/kg	6.8	1.9	1	06/29/21 13:21	06/29/21 23:35	108-88-3	C7
1,2,3-Trichlorobenzene	ND	ug/kg	6.8	5.5	1	06/29/21 13:21	06/29/21 23:35	87-61-6	
1,2,4-Trichlorobenzene	ND	ug/kg	6.8	5.7	1	06/29/21 13:21	06/29/21 23:35	120-82-1	
1,1,1-Trichloroethane	ND	ug/kg	6.8	3.5	1	06/29/21 13:21	06/29/21 23:35	71-55-6	
1,1,2-Trichloroethane	ND	ug/kg	6.8	2.3	1	06/29/21 13:21	06/29/21 23:35	79-00-5	
Trichloroethene	ND	ug/kg	6.8	1.8	1	06/29/21 13:21	06/29/21 23:35	79-01-6	
Trichlorofluoromethane	ND	ug/kg	6.8	3.7	1	06/29/21 13:21	06/29/21 23:35	75-69-4	
1,2,3-Trichloropropane	ND	ug/kg	6.8	3.4	1	06/29/21 13:21	06/29/21 23:35	96-18-4	
1,2,4-Trimethylbenzene	**13.0**	ug/kg	6.8	1.9	1	06/29/21 13:21	06/29/21 23:35	95-63-6	
1,3,5-Trimethylbenzene	ND	ug/kg	6.8	2.3	1	06/29/21 13:21	06/29/21 23:35	108-67-8	
Vinyl acetate	ND	ug/kg	68.0	5.0	1	06/29/21 13:21	06/29/21 23:35	108-05-4	
Vinyl chloride	ND	ug/kg	13.6	3.5	1	06/29/21 13:21	06/29/21 23:35	75-01-4	
Xylene (Total)	**11.2J**	ug/kg	13.6	3.9	1	06/29/21 13:21	06/29/21 23:35	1330-20-7	
m&p-Xylene	**7.1J**	ug/kg	13.6	4.7	1	06/29/21 13:21	06/29/21 23:35	179601-23-1	
o-Xylene	**4.2J**	ug/kg	6.8	3.0	1	06/29/21 13:21	06/29/21 23:35	95-47-6	
Surrogates									
Toluene-d8 (S)	101	%	70-130		1	06/29/21 13:21	06/29/21 23:35	2037-26-5	
4-Bromofluorobenzene (S)	99	%	69-134		1	06/29/21 13:21	06/29/21 23:35	460-00-4	
1,2-Dichloroethane-d4 (S)	110	%	70-130		1	06/29/21 13:21	06/29/21 23:35	17060-07-0	
Percent Moisture	Analytical Method: SW-846 Pace Analytical Services - Charlotte								
Percent Moisture	**16.4**	%	0.10	0.10	1		06/28/21 15:46		N2

REPORT OF LABORATORY ANALYSIS

This report shall not be reproduced, except in full,
without the written consent of Pace Analytical Services, LLC.

Pace Analytical Services, LLC
9800 Kincey Ave. Suite 100
Huntersville, NC 28078
(704)875-9092

ANALYTICAL RESULTS

Project: CPC Huntersville/2020-L1-2448
Pace Project No.: 92546658

Sample: AC2 (0-2') **Lab ID: 92546658007** Collected: 06/26/21 14:15 Received: 06/28/21 12:35 Matrix: Solid

Results reported on a "dry weight" basis and are adjusted for percent moisture, sample size and any dilutions.

Parameters	Results	Units	Report Limit	MDL	DF	Prepared	Analyzed	CAS No.	Qual
VPH NC Soil	Analytical Method: MADEP VPH Preparation Method: MADEP VPH Pace Analytical Services - Charlotte								
Total VPH (C5-C12)	**6.3**	mg/kg	3.7	3.7	1	06/30/21 11:51	07/01/21 02:21		N2
Aliphatic (C05-C08)	ND	mg/kg	3.7	3.7	1	06/30/21 11:51	07/01/21 02:21		N2
Aliphatic(C09-C12) Adjusted	ND	mg/kg	3.7	3.7	1	06/30/21 11:51	07/01/21 02:21		N2
Aromatic (C09-C10)	ND	mg/kg	3.7	3.7	1	06/30/21 11:51	07/01/21 02:21		N2
Surrogates									
4-Bromofluorobenzene (FID) (S)	106	%	70-130		1	06/30/21 11:51	07/01/21 02:21	460-00-4	
4-Bromofluorobenzene (PID) (S)	102	%	70-130		1	06/30/21 11:51	07/01/21 02:21	460-00-4	
8260D/5035A/5030B Volatiles	Analytical Method: EPA 8260D Preparation Method: EPA 5035A/5030B Pace Analytical Services - Charlotte								
Acetone	**263**	ug/kg	162	52.1	1	06/29/21 13:21	06/29/21 23:54	67-64-1	
Benzene	ND	ug/kg	8.1	3.2	1	06/29/21 13:21	06/29/21 23:54	71-43-2	
Bromobenzene	ND	ug/kg	8.1	2.6	1	06/29/21 13:21	06/29/21 23:54	108-86-1	
Bromochloromethane	ND	ug/kg	8.1	2.4	1	06/29/21 13:21	06/29/21 23:54	74-97-5	
Bromodichloromethane	ND	ug/kg	8.1	3.1	1	06/29/21 13:21	06/29/21 23:54	75-27-4	
Bromoform	ND	ug/kg	8.1	2.9	1	06/29/21 13:21	06/29/21 23:54	75-25-2	
Bromomethane	ND	ug/kg	16.2	12.8	1	06/29/21 13:21	06/29/21 23:54	74-83-9	IK,L1
2-Butanone (MEK)	ND	ug/kg	162	39.0	1	06/29/21 13:21	06/29/21 23:54	78-93-3	
n-Butylbenzene	ND	ug/kg	8.1	3.8	1	06/29/21 13:21	06/29/21 23:54	104-51-8	
sec-Butylbenzene	ND	ug/kg	8.1	3.6	1	06/29/21 13:21	06/29/21 23:54	135-98-8	
tert-Butylbenzene	ND	ug/kg	8.1	2.9	1	06/29/21 13:21	06/29/21 23:54	98-06-6	
Carbon tetrachloride	ND	ug/kg	8.1	3.0	1	06/29/21 13:21	06/29/21 23:54	56-23-5	
Chlorobenzene	ND	ug/kg	8.1	1.6	1	06/29/21 13:21	06/29/21 23:54	108-90-7	
Chloroethane	ND	ug/kg	16.2	6.3	1	06/29/21 13:21	06/29/21 23:54	75-00-3	
Chloroform	ND	ug/kg	8.1	4.9	1	06/29/21 13:21	06/29/21 23:54	67-66-3	
Chloromethane	ND	ug/kg	16.2	6.8	1	06/29/21 13:21	06/29/21 23:54	74-87-3	
2-Chlorotoluene	ND	ug/kg	8.1	2.9	1	06/29/21 13:21	06/29/21 23:54	95-49-8	
4-Chlorotoluene	ND	ug/kg	8.1	1.4	1	06/29/21 13:21	06/29/21 23:54	106-43-4	
1,2-Dibromo-3-chloropropane	ND	ug/kg	8.1	3.1	1	06/29/21 13:21	06/29/21 23:54	96-12-8	
Dibromochloromethane	ND	ug/kg	8.1	4.6	1	06/29/21 13:21	06/29/21 23:54	124-48-1	
1,2-Dibromoethane (EDB)	ND	ug/kg	8.1	3.6	1	06/29/21 13:21	06/29/21 23:54	106-93-4	
Dibromomethane	ND	ug/kg	8.1	1.7	1	06/29/21 13:21	06/29/21 23:54	74-95-3	
1,2-Dichlorobenzene	ND	ug/kg	8.1	2.9	1	06/29/21 13:21	06/29/21 23:54	95-50-1	
1,3-Dichlorobenzene	ND	ug/kg	8.1	2.5	1	06/29/21 13:21	06/29/21 23:54	541-73-1	
1,4-Dichlorobenzene	ND	ug/kg	8.1	2.1	1	06/29/21 13:21	06/29/21 23:54	106-46-7	
Dichlorodifluoromethane	ND	ug/kg	16.2	3.5	1	06/29/21 13:21	06/29/21 23:54	75-71-8	
1,1-Dichloroethane	ND	ug/kg	8.1	3.3	1	06/29/21 13:21	06/29/21 23:54	75-34-3	
1,2-Dichloroethane	ND	ug/kg	8.1	5.4	1	06/29/21 13:21	06/29/21 23:54	107-06-2	
1,1-Dichloroethene	ND	ug/kg	8.1	3.3	1	06/29/21 13:21	06/29/21 23:54	75-35-4	
cis-1,2-Dichloroethene	ND	ug/kg	8.1	2.8	1	06/29/21 13:21	06/29/21 23:54	156-59-2	
trans-1,2-Dichloroethene	ND	ug/kg	8.1	2.8	1	06/29/21 13:21	06/29/21 23:54	156-60-5	
1,2-Dichloropropane	ND	ug/kg	8.1	2.4	1	06/29/21 13:21	06/29/21 23:54	78-87-5	
1,3-Dichloropropane	ND	ug/kg	8.1	2.5	1	06/29/21 13:21	06/29/21 23:54	142-28-9	
2,2-Dichloropropane	ND	ug/kg	8.1	2.6	1	06/29/21 13:21	06/29/21 23:54	594-20-7	

REPORT OF LABORATORY ANALYSIS

This report shall not be reproduced, except in full,
without the written consent of Pace Analytical Services, LLC.

Pace Analytical Services, LLC
9800 Kincey Ave. Suite 100
Huntersville, NC 28078
(704)875-9092

ANALYTICAL RESULTS

Project: CPC Huntersville/2020-L1-2448
Pace Project No.: 92546658

Sample: AC2 (0-2') **Lab ID: 92546658007** Collected: 06/26/21 14:15 Received: 06/28/21 12:35 Matrix: Solid

Results reported on a "dry weight" basis and are adjusted for percent moisture, sample size and any dilutions.

Parameters	Results	Units	Report Limit	MDL	DF	Prepared	Analyzed	CAS No.	Qual
8260D/5035A/5030B Volatiles	Analytical Method: EPA 8260D Preparation Method: EPA 5035A/5030B Pace Analytical Services - Charlotte								
1,1-Dichloropropene	ND	ug/kg	8.1	3.9	1	06/29/21 13:21	06/29/21 23:54	563-58-6	
cis-1,3-Dichloropropene	ND	ug/kg	8.1	2.2	1	06/29/21 13:21	06/29/21 23:54	10061-01-5	
trans-1,3-Dichloropropene	ND	ug/kg	8.1	2.8	1	06/29/21 13:21	06/29/21 23:54	10061-02-6	
Diisopropyl ether	ND	ug/kg	8.1	2.2	1	06/29/21 13:21	06/29/21 23:54	108-20-3	
Ethylbenzene	**29.4**	ug/kg	8.1	3.8	1	06/29/21 13:21	06/29/21 23:54	100-41-4	
Hexachloro-1,3-butadiene	ND	ug/kg	16.2	13.3	1	06/29/21 13:21	06/29/21 23:54	87-68-3	
2-Hexanone	ND	ug/kg	81.1	7.8	1	06/29/21 13:21	06/29/21 23:54	591-78-6	
Isopropylbenzene (Cumene)	ND	ug/kg	8.1	2.8	1	06/29/21 13:21	06/29/21 23:54	98-82-8	
p-Isopropyltoluene	**1280**	ug/kg	8.1	4.0	1	06/29/21 13:21	06/29/21 23:54	99-87-6	
Methylene Chloride	ND	ug/kg	32.5	22.2	1	06/29/21 13:21	06/29/21 23:54	75-09-2	
4-Methyl-2-pentanone (MIBK)	ND	ug/kg	81.1	7.8	1	06/29/21 13:21	06/29/21 23:54	108-10-1	
Methyl-tert-butyl ether	ND	ug/kg	8.1	3.0	1	06/29/21 13:21	06/29/21 23:54	1634-04-4	
Naphthalene	ND	ug/kg	8.1	4.3	1	06/29/21 13:21	06/29/21 23:54	91-20-3	
n-Propylbenzene	ND	ug/kg	8.1	2.9	1	06/29/21 13:21	06/29/21 23:54	103-65-1	
Styrene	ND	ug/kg	8.1	2.1	1	06/29/21 13:21	06/29/21 23:54	100-42-5	
1,1,1,2-Tetrachloroethane	ND	ug/kg	8.1	3.1	1	06/29/21 13:21	06/29/21 23:54	630-20-6	
1,1,2,2-Tetrachloroethane	ND	ug/kg	8.1	2.1	1	06/29/21 13:21	06/29/21 23:54	79-34-5	
Tetrachloroethene	ND	ug/kg	8.1	2.6	1	06/29/21 13:21	06/29/21 23:54	127-18-4	
Toluene	**36.9**	ug/kg	8.1	2.3	1	06/29/21 13:21	06/29/21 23:54	108-88-3	C7
1,2,3-Trichlorobenzene	ND	ug/kg	8.1	6.6	1	06/29/21 13:21	06/29/21 23:54	87-61-6	
1,2,4-Trichlorobenzene	ND	ug/kg	8.1	6.8	1	06/29/21 13:21	06/29/21 23:54	120-82-1	
1,1,1-Trichloroethane	ND	ug/kg	8.1	4.2	1	06/29/21 13:21	06/29/21 23:54	71-55-6	
1,1,2-Trichloroethane	ND	ug/kg	8.1	2.7	1	06/29/21 13:21	06/29/21 23:54	79-00-5	
Trichloroethene	ND	ug/kg	8.1	2.1	1	06/29/21 13:21	06/29/21 23:54	79-01-6	
Trichlorofluoromethane	ND	ug/kg	8.1	4.5	1	06/29/21 13:21	06/29/21 23:54	75-69-4	
1,2,3-Trichloropropane	ND	ug/kg	8.1	4.1	1	06/29/21 13:21	06/29/21 23:54	96-18-4	
1,2,4-Trimethylbenzene	ND	ug/kg	8.1	2.2	1	06/29/21 13:21	06/29/21 23:54	95-63-6	
1,3,5-Trimethylbenzene	ND	ug/kg	8.1	2.7	1	06/29/21 13:21	06/29/21 23:54	108-67-8	
Vinyl acetate	ND	ug/kg	81.1	5.9	1	06/29/21 13:21	06/29/21 23:54	108-05-4	
Vinyl chloride	ND	ug/kg	16.2	4.1	1	06/29/21 13:21	06/29/21 23:54	75-01-4	
Xylene (Total)	**200**	ug/kg	16.2	4.6	1	06/29/21 13:21	06/29/21 23:54	1330-20-7	
m&p-Xylene	**152**	ug/kg	16.2	5.6	1	06/29/21 13:21	06/29/21 23:54	179601-23-1	
o-Xylene	**47.9**	ug/kg	8.1	3.6	1	06/29/21 13:21	06/29/21 23:54	95-47-6	
Surrogates									
Toluene-d8 (S)	102	%	70-130		1	06/29/21 13:21	06/29/21 23:54	2037-26-5	
4-Bromofluorobenzene (S)	102	%	69-134		1	06/29/21 13:21	06/29/21 23:54	460-00-4	
1,2-Dichloroethane-d4 (S)	109	%	70-130		1	06/29/21 13:21	06/29/21 23:54	17060-07-0	
Percent Moisture	Analytical Method: SW-846 Pace Analytical Services - Charlotte								
Percent Moisture	**21.4**	%	0.10	0.10	1		06/28/21 15:46		N2

REPORT OF LABORATORY ANALYSIS

This report shall not be reproduced, except in full,
without the written consent of Pace Analytical Services, LLC.

Pace Analytical Services, LLC
9800 Kincey Ave. Suite 100
Huntersville, NC 28078
(704)875-9092

ANALYTICAL RESULTS

Project: CPC Huntersville/2020-L1-2448
Pace Project No.: 92546658

Sample: AC2 (12-14') **Lab ID: 92546658008** Collected: 06/26/21 14:20 Received: 06/28/21 12:35 Matrix: Solid

Results reported on a "dry weight" basis and are adjusted for percent moisture, sample size and any dilutions.

Parameters	Results	Units	Report Limit	MDL	DF	Prepared	Analyzed	CAS No.	Qual
VPH NC Soil	Analytical Method: MADEP VPH Preparation Method: MADEP VPH Pace Analytical Services - Charlotte								
Total VPH (C5-C12)	**854**	mg/kg	9.5	9.5	2.5	07/01/21 13:06	07/02/21 06:06		N2
Aliphatic (C05-C08)	**485**	mg/kg	9.5	9.5	2.5	07/01/21 13:06	07/02/21 06:06		N2
Aliphatic(C09-C12) Adjusted	**258**	mg/kg	9.5	9.5	2.5	07/01/21 13:06	07/02/21 06:06		N2
Aromatic (C09-C10)	**111**	mg/kg	9.5	9.5	2.5	07/01/21 13:06	07/02/21 06:06		N2
Surrogates									
4-Bromofluorobenzene (FID) (S)	133	%	70-130		2.5	07/01/21 13:06	07/02/21 06:06	460-00-4	S2
4-Bromofluorobenzene (PID) (S)	98	%	70-130		2.5	07/01/21 13:06	07/02/21 06:06	460-00-4	
8260D/5035A/5030B Volatiles	Analytical Method: EPA 8260D Preparation Method: EPA 5035A/5030B Pace Analytical Services - Charlotte								
Acetone	ND	ug/kg	593	190	4	06/30/21 13:07	07/01/21 01:12	67-64-1	
Benzene	**812**	ug/kg	29.7	11.8	4	06/30/21 13:07	07/01/21 01:12	71-43-2	
Bromobenzene	ND	ug/kg	29.7	9.7	4	06/30/21 13:07	07/01/21 01:12	108-86-1	
Bromochloromethane	ND	ug/kg	29.7	8.8	4	06/30/21 13:07	07/01/21 01:12	74-97-5	
Bromodichloromethane	ND	ug/kg	29.7	11.5	4	06/30/21 13:07	07/01/21 01:12	75-27-4	
Bromoform	ND	ug/kg	29.7	10.4	4	06/30/21 13:07	07/01/21 01:12	75-25-2	
Bromomethane	ND	ug/kg	59.3	46.9	4	06/30/21 13:07	07/01/21 01:12	74-83-9	IK,v1
2-Butanone (MEK)	ND	ug/kg	593	142	4	06/30/21 13:07	07/01/21 01:12	78-93-3	
n-Butylbenzene	ND	ug/kg	29.7	14.0	4	06/30/21 13:07	07/01/21 01:12	104-51-8	
sec-Butylbenzene	ND	ug/kg	29.7	13.1	4	06/30/21 13:07	07/01/21 01:12	135-98-8	
tert-Butylbenzene	ND	ug/kg	29.7	10.6	4	06/30/21 13:07	07/01/21 01:12	98-06-6	
Carbon tetrachloride	ND	ug/kg	29.7	11.1	4	06/30/21 13:07	07/01/21 01:12	56-23-5	
Chlorobenzene	ND	ug/kg	29.7	5.7	4	06/30/21 13:07	07/01/21 01:12	108-90-7	
Chloroethane	ND	ug/kg	59.3	22.9	4	06/30/21 13:07	07/01/21 01:12	75-00-3	
Chloroform	ND	ug/kg	29.7	18.0	4	06/30/21 13:07	07/01/21 01:12	67-66-3	
Chloromethane	ND	ug/kg	59.3	24.9	4	06/30/21 13:07	07/01/21 01:12	74-87-3	
2-Chlorotoluene	ND	ug/kg	29.7	10.5	4	06/30/21 13:07	07/01/21 01:12	95-49-8	
4-Chlorotoluene	ND	ug/kg	29.7	5.3	4	06/30/21 13:07	07/01/21 01:12	106-43-4	
1,2-Dibromo-3-chloropropane	ND	ug/kg	29.7	11.5	4	06/30/21 13:07	07/01/21 01:12	96-12-8	
Dibromochloromethane	ND	ug/kg	29.7	16.7	4	06/30/21 13:07	07/01/21 01:12	124-48-1	
1,2-Dibromoethane (EDB)	ND	ug/kg	29.7	13.1	4	06/30/21 13:07	07/01/21 01:12	106-93-4	
Dibromomethane	ND	ug/kg	29.7	6.3	4	06/30/21 13:07	07/01/21 01:12	74-95-3	
1,2-Dichlorobenzene	ND	ug/kg	29.7	10.7	4	06/30/21 13:07	07/01/21 01:12	95-50-1	
1,3-Dichlorobenzene	ND	ug/kg	29.7	9.2	4	06/30/21 13:07	07/01/21 01:12	541-73-1	
1,4-Dichlorobenzene	ND	ug/kg	29.7	7.7	4	06/30/21 13:07	07/01/21 01:12	106-46-7	
Dichlorodifluoromethane	ND	ug/kg	59.3	12.9	4	06/30/21 13:07	07/01/21 01:12	75-71-8	
1,1-Dichloroethane	ND	ug/kg	29.7	12.2	4	06/30/21 13:07	07/01/21 01:12	75-34-3	
1,2-Dichloroethane	ND	ug/kg	29.7	19.6	4	06/30/21 13:07	07/01/21 01:12	107-06-2	
1,1-Dichloroethene	ND	ug/kg	29.7	12.2	4	06/30/21 13:07	07/01/21 01:12	75-35-4	
cis-1,2-Dichloroethene	ND	ug/kg	29.7	10.1	4	06/30/21 13:07	07/01/21 01:12	156-59-2	
trans-1,2-Dichloroethene	ND	ug/kg	29.7	10.4	4	06/30/21 13:07	07/01/21 01:12	156-60-5	
1,2-Dichloropropane	ND	ug/kg	29.7	8.9	4	06/30/21 13:07	07/01/21 01:12	78-87-5	
1,3-Dichloropropane	ND	ug/kg	29.7	9.3	4	06/30/21 13:07	07/01/21 01:12	142-28-9	
2,2-Dichloropropane	ND	ug/kg	29.7	9.7	4	06/30/21 13:07	07/01/21 01:12	594-20-7	

REPORT OF LABORATORY ANALYSIS

This report shall not be reproduced, except in full,
without the written consent of Pace Analytical Services, LLC.

Pace Analytical Services, LLC
9800 Kincey Ave. Suite 100
Huntersville, NC 28078
(704)875-9092

ANALYTICAL RESULTS

Project: CPC Huntersville/2020-L1-2448
Pace Project No.: 92546658

Sample: AC2 (12-14') **Lab ID: 92546658008** Collected: 06/26/21 14:20 Received: 06/28/21 12:35 Matrix: Solid

Results reported on a "dry weight" basis and are adjusted for percent moisture, sample size and any dilutions.

Parameters	Results	Units	Report Limit	MDL	DF	Prepared	Analyzed	CAS No.	Qual
8260D/5035A/5030B Volatiles	Analytical Method: EPA 8260D Preparation Method: EPA 5035A/5030B Pace Analytical Services - Charlotte								
1,1-Dichloropropene	ND	ug/kg	29.7	14.2	4	06/30/21 13:07	07/01/21 01:12	563-58-6	
cis-1,3-Dichloropropene	ND	ug/kg	29.7	8.1	4	06/30/21 13:07	07/01/21 01:12	10061-01-5	
trans-1,3-Dichloropropene	ND	ug/kg	29.7	10.2	4	06/30/21 13:07	07/01/21 01:12	10061-02-6	
Diisopropyl ether	**52.3**	ug/kg	29.7	8.0	4	06/30/21 13:07	07/01/21 01:12	108-20-3	
Ethylbenzene	**7040**	ug/kg	29.7	13.8	4	06/30/21 13:07	07/01/21 01:12	100-41-4	
Hexachloro-1,3-butadiene	ND	ug/kg	59.3	48.5	4	06/30/21 13:07	07/01/21 01:12	87-68-3	
2-Hexanone	ND	ug/kg	297	28.6	4	06/30/21 13:07	07/01/21 01:12	591-78-6	
Isopropylbenzene (Cumene)	ND	ug/kg	29.7	10.1	4	06/30/21 13:07	07/01/21 01:12	98-82-8	
p-Isopropyltoluene	**958**	ug/kg	29.7	14.6	4	06/30/21 13:07	07/01/21 01:12	99-87-6	
Methylene Chloride	**718**	ug/kg	119	81.3	4	06/30/21 13:07	07/01/21 01:12	75-09-2	
4-Methyl-2-pentanone (MIBK)	**599**	ug/kg	297	28.6	4	06/30/21 13:07	07/01/21 01:12	108-10-1	
Methyl-tert-butyl ether	ND	ug/kg	29.7	11.1	4	06/30/21 13:07	07/01/21 01:12	1634-04-4	
Naphthalene	**3230**	ug/kg	29.7	15.6	4	06/30/21 13:07	07/01/21 01:12	91-20-3	
n-Propylbenzene	ND	ug/kg	29.7	10.6	4	06/30/21 13:07	07/01/21 01:12	103-65-1	
Styrene	ND	ug/kg	29.7	7.8	4	06/30/21 13:07	07/01/21 01:12	100-42-5	
1,1,1,2-Tetrachloroethane	ND	ug/kg	29.7	11.4	4	06/30/21 13:07	07/01/21 01:12	630-20-6	
1,1,2,2-Tetrachloroethane	ND	ug/kg	29.7	7.8	4	06/30/21 13:07	07/01/21 01:12	79-34-5	
Tetrachloroethene	ND	ug/kg	29.7	9.4	4	06/30/21 13:07	07/01/21 01:12	127-18-4	
Toluene	**15000**	ug/kg	29.7	8.4	4	06/30/21 13:07	07/01/21 01:12	108-88-3	
1,2,3-Trichlorobenzene	ND	ug/kg	29.7	24.0	4	06/30/21 13:07	07/01/21 01:12	87-61-6	
1,2,4-Trichlorobenzene	ND	ug/kg	29.7	24.9	4	06/30/21 13:07	07/01/21 01:12	120-82-1	
1,1,1-Trichloroethane	ND	ug/kg	29.7	15.4	4	06/30/21 13:07	07/01/21 01:12	71-55-6	
1,1,2-Trichloroethane	ND	ug/kg	29.7	9.8	4	06/30/21 13:07	07/01/21 01:12	79-00-5	
Trichloroethene	ND	ug/kg	29.7	7.7	4	06/30/21 13:07	07/01/21 01:12	79-01-6	
Trichlorofluoromethane	ND	ug/kg	29.7	16.3	4	06/30/21 13:07	07/01/21 01:12	75-69-4	
1,2,3-Trichloropropane	ND	ug/kg	29.7	15.0	4	06/30/21 13:07	07/01/21 01:12	96-18-4	
1,2,4-Trimethylbenzene	**19600**	ug/kg	29.7	8.1	4	06/30/21 13:07	07/01/21 01:12	95-63-6	
1,3,5-Trimethylbenzene	**5760**	ug/kg	29.7	10	4	06/30/21 13:07	07/01/21 01:12	108-67-8	
Vinyl acetate	ND	ug/kg	297	21.6	4	06/30/21 13:07	07/01/21 01:12	108-05-4	
Vinyl chloride	ND	ug/kg	59.3	15.1	4	06/30/21 13:07	07/01/21 01:12	75-01-4	
Xylene (Total)	**37300**	ug/kg	59.3	16.9	4	06/30/21 13:07	07/01/21 01:12	1330-20-7	
m&p-Xylene	**26100**	ug/kg	59.3	20.3	4	06/30/21 13:07	07/01/21 01:12	179601-23-1	
o-Xylene	**11100**	ug/kg	29.7	13.1	4	06/30/21 13:07	07/01/21 01:12	95-47-6	
Surrogates									
Toluene-d8 (S)	100	%	70-130		4	06/30/21 13:07	07/01/21 01:12	2037-26-5	
4-Bromofluorobenzene (S)	99	%	69-134		4	06/30/21 13:07	07/01/21 01:12	460-00-4	
1,2-Dichloroethane-d4 (S)	111	%	70-130		4	06/30/21 13:07	07/01/21 01:12	17060-07-0	
Percent Moisture	Analytical Method: SW-846 Pace Analytical Services - Charlotte								
Percent Moisture	**20.7**	%	0.10	0.10	1		06/28/21 16:08		N2

REPORT OF LABORATORY ANALYSIS

This report shall not be reproduced, except in full,
without the written consent of Pace Analytical Services, LLC.

Pace Analytical Services, LLC
9800 Kincey Ave. Suite 100
Huntersville, NC 28078
(704)875-9092

ANALYTICAL RESULTS

Project: CPC Huntersville/2020-L1-2448
Pace Project No.: 92546658

Sample: AC3 (0-2') **Lab ID: 92546658009** Collected: 06/26/21 14:45 Received: 06/28/21 12:35 Matrix: Solid

Results reported on a "dry weight" basis and are adjusted for percent moisture, sample size and any dilutions.

Parameters	Results	Units	Report Limit	MDL	DF	Prepared	Analyzed	CAS No.	Qual
VPH NC Soil	Analytical Method: MADEP VPH Preparation Method: MADEP VPH Pace Analytical Services - Charlotte								
Total VPH (C5-C12)	**4.7**	mg/kg	4.1	4.1	1	06/30/21 11:51	07/01/21 03:18		N2
Aliphatic (C05-C08)	ND	mg/kg	4.1	4.1	1	06/30/21 11:51	07/01/21 03:18		N2
Aliphatic(C09-C12) Adjusted	ND	mg/kg	4.1	4.1	1	06/30/21 11:51	07/01/21 03:18		N2
Aromatic (C09-C10)	ND	mg/kg	4.1	4.1	1	06/30/21 11:51	07/01/21 03:18		N2
Surrogates									
4-Bromofluorobenzene (FID) (S)	106	%	70-130		1	06/30/21 11:51	07/01/21 03:18	460-00-4	
4-Bromofluorobenzene (PID) (S)	101	%	70-130		1	06/30/21 11:51	07/01/21 03:18	460-00-4	
8260D/5035A/5030B Volatiles	Analytical Method: EPA 8260D Preparation Method: EPA 5035A/5030B Pace Analytical Services - Charlotte								
Acetone	ND	ug/kg	153	49.2	1	06/30/21 13:07	06/30/21 22:26	67-64-1	
Benzene	ND	ug/kg	7.7	3.1	1	06/30/21 13:07	06/30/21 22:26	71-43-2	
Bromobenzene	ND	ug/kg	7.7	2.5	1	06/30/21 13:07	06/30/21 22:26	108-86-1	
Bromochloromethane	ND	ug/kg	7.7	2.3	1	06/30/21 13:07	06/30/21 22:26	74-97-5	
Bromodichloromethane	ND	ug/kg	7.7	3.0	1	06/30/21 13:07	06/30/21 22:26	75-27-4	
Bromoform	ND	ug/kg	7.7	2.7	1	06/30/21 13:07	06/30/21 22:26	75-25-2	
Bromomethane	ND	ug/kg	15.3	12.1	1	06/30/21 13:07	06/30/21 22:26	74-83-9	IK,v1
2-Butanone (MEK)	ND	ug/kg	153	36.8	1	06/30/21 13:07	06/30/21 22:26	78-93-3	
n-Butylbenzene	ND	ug/kg	7.7	3.6	1	06/30/21 13:07	06/30/21 22:26	104-51-8	
sec-Butylbenzene	ND	ug/kg	7.7	3.4	1	06/30/21 13:07	06/30/21 22:26	135-98-8	
tert-Butylbenzene	ND	ug/kg	7.7	2.7	1	06/30/21 13:07	06/30/21 22:26	98-06-6	
Carbon tetrachloride	ND	ug/kg	7.7	2.9	1	06/30/21 13:07	06/30/21 22:26	56-23-5	
Chlorobenzene	ND	ug/kg	7.7	1.5	1	06/30/21 13:07	06/30/21 22:26	108-90-7	
Chloroethane	ND	ug/kg	15.3	5.9	1	06/30/21 13:07	06/30/21 22:26	75-00-3	
Chloroform	ND	ug/kg	7.7	4.7	1	06/30/21 13:07	06/30/21 22:26	67-66-3	
Chloromethane	ND	ug/kg	15.3	6.4	1	06/30/21 13:07	06/30/21 22:26	74-87-3	
2-Chlorotoluene	ND	ug/kg	7.7	2.7	1	06/30/21 13:07	06/30/21 22:26	95-49-8	
4-Chlorotoluene	ND	ug/kg	7.7	1.4	1	06/30/21 13:07	06/30/21 22:26	106-43-4	
1,2-Dibromo-3-chloropropane	ND	ug/kg	7.7	3.0	1	06/30/21 13:07	06/30/21 22:26	96-12-8	
Dibromochloromethane	ND	ug/kg	7.7	4.3	1	06/30/21 13:07	06/30/21 22:26	124-48-1	
1,2-Dibromoethane (EDB)	ND	ug/kg	7.7	3.4	1	06/30/21 13:07	06/30/21 22:26	106-93-4	
Dibromomethane	ND	ug/kg	7.7	1.6	1	06/30/21 13:07	06/30/21 22:26	74-95-3	
1,2-Dichlorobenzene	ND	ug/kg	7.7	2.8	1	06/30/21 13:07	06/30/21 22:26	95-50-1	
1,3-Dichlorobenzene	ND	ug/kg	7.7	2.4	1	06/30/21 13:07	06/30/21 22:26	541-73-1	
1,4-Dichlorobenzene	ND	ug/kg	7.7	2.0	1	06/30/21 13:07	06/30/21 22:26	106-46-7	
Dichlorodifluoromethane	ND	ug/kg	15.3	3.3	1	06/30/21 13:07	06/30/21 22:26	75-71-8	
1,1-Dichloroethane	ND	ug/kg	7.7	3.2	1	06/30/21 13:07	06/30/21 22:26	75-34-3	
1,2-Dichloroethane	ND	ug/kg	7.7	5.1	1	06/30/21 13:07	06/30/21 22:26	107-06-2	
1,1-Dichloroethene	ND	ug/kg	7.7	3.2	1	06/30/21 13:07	06/30/21 22:26	75-35-4	
cis-1,2-Dichloroethene	ND	ug/kg	7.7	2.6	1	06/30/21 13:07	06/30/21 22:26	156-59-2	
trans-1,2-Dichloroethene	ND	ug/kg	7.7	2.7	1	06/30/21 13:07	06/30/21 22:26	156-60-5	
1,2-Dichloropropane	ND	ug/kg	7.7	2.3	1	06/30/21 13:07	06/30/21 22:26	78-87-5	
1,3-Dichloropropane	ND	ug/kg	7.7	2.4	1	06/30/21 13:07	06/30/21 22:26	142-28-9	
2,2-Dichloropropane	ND	ug/kg	7.7	2.5	1	06/30/21 13:07	06/30/21 22:26	594-20-7	

REPORT OF LABORATORY ANALYSIS

This report shall not be reproduced, except in full,
without the written consent of Pace Analytical Services, LLC.

Pace Analytical Services, LLC
9800 Kincey Ave. Suite 100
Huntersville, NC 28078
(704)875-9092

ANALYTICAL RESULTS

Project: CPC Huntersville/2020-L1-2448
Pace Project No.: 92546658

Sample: AC3 (0-2') **Lab ID: 92546658009** Collected: 06/26/21 14:45 Received: 06/28/21 12:35 Matrix: Solid

Results reported on a "dry weight" basis and are adjusted for percent moisture, sample size and any dilutions.

Parameters	Results	Units	Report Limit	MDL	DF	Prepared	Analyzed	CAS No.	Qual
8260D/5035A/5030B Volatiles	Analytical Method: EPA 8260D Preparation Method: EPA 5035A/5030B Pace Analytical Services - Charlotte								
1,1-Dichloropropene	ND	ug/kg	7.7	3.7	1	06/30/21 13:07	06/30/21 22:26	563-58-6	
cis-1,3-Dichloropropene	ND	ug/kg	7.7	2.1	1	06/30/21 13:07	06/30/21 22:26	10061-01-5	
trans-1,3-Dichloropropene	ND	ug/kg	7.7	2.6	1	06/30/21 13:07	06/30/21 22:26	10061-02-6	
Diisopropyl ether	ND	ug/kg	7.7	2.1	1	06/30/21 13:07	06/30/21 22:26	108-20-3	
Ethylbenzene	ND	ug/kg	7.7	3.6	1	06/30/21 13:07	06/30/21 22:26	100-41-4	
Hexachloro-1,3-butadiene	ND	ug/kg	15.3	12.5	1	06/30/21 13:07	06/30/21 22:26	87-68-3	
2-Hexanone	ND	ug/kg	76.7	7.4	1	06/30/21 13:07	06/30/21 22:26	591-78-6	
Isopropylbenzene (Cumene)	ND	ug/kg	7.7	2.6	1	06/30/21 13:07	06/30/21 22:26	98-82-8	
p-Isopropyltoluene	ND	ug/kg	7.7	3.8	1	06/30/21 13:07	06/30/21 22:26	99-87-6	
Methylene Chloride	ND	ug/kg	30.7	21.0	1	06/30/21 13:07	06/30/21 22:26	75-09-2	
4-Methyl-2-pentanone (MIBK)	ND	ug/kg	76.7	7.4	1	06/30/21 13:07	06/30/21 22:26	108-10-1	
Methyl-tert-butyl ether	ND	ug/kg	7.7	2.9	1	06/30/21 13:07	06/30/21 22:26	1634-04-4	
Naphthalene	ND	ug/kg	7.7	4.0	1	06/30/21 13:07	06/30/21 22:26	91-20-3	
n-Propylbenzene	ND	ug/kg	7.7	2.7	1	06/30/21 13:07	06/30/21 22:26	103-65-1	
Styrene	ND	ug/kg	7.7	2.0	1	06/30/21 13:07	06/30/21 22:26	100-42-5	
1,1,1,2-Tetrachloroethane	ND	ug/kg	7.7	2.9	1	06/30/21 13:07	06/30/21 22:26	630-20-6	
1,1,2,2-Tetrachloroethane	ND	ug/kg	7.7	2.0	1	06/30/21 13:07	06/30/21 22:26	79-34-5	
Tetrachloroethene	ND	ug/kg	7.7	2.4	1	06/30/21 13:07	06/30/21 22:26	127-18-4	
Toluene	ND	ug/kg	7.7	2.2	1	06/30/21 13:07	06/30/21 22:26	108-88-3	
1,2,3-Trichlorobenzene	ND	ug/kg	7.7	6.2	1	06/30/21 13:07	06/30/21 22:26	87-61-6	
1,2,4-Trichlorobenzene	ND	ug/kg	7.7	6.4	1	06/30/21 13:07	06/30/21 22:26	120-82-1	
1,1,1-Trichloroethane	ND	ug/kg	7.7	4.0	1	06/30/21 13:07	06/30/21 22:26	71-55-6	
1,1,2-Trichloroethane	ND	ug/kg	7.7	2.5	1	06/30/21 13:07	06/30/21 22:26	79-00-5	
Trichloroethene	ND	ug/kg	7.7	2.0	1	06/30/21 13:07	06/30/21 22:26	79-01-6	
Trichlorofluoromethane	ND	ug/kg	7.7	4.2	1	06/30/21 13:07	06/30/21 22:26	75-69-4	
1,2,3-Trichloropropane	ND	ug/kg	7.7	3.9	1	06/30/21 13:07	06/30/21 22:26	96-18-4	
1,2,4-Trimethylbenzene	ND	ug/kg	7.7	2.1	1	06/30/21 13:07	06/30/21 22:26	95-63-6	
1,3,5-Trimethylbenzene	ND	ug/kg	7.7	2.6	1	06/30/21 13:07	06/30/21 22:26	108-67-8	
Vinyl acetate	ND	ug/kg	76.7	5.6	1	06/30/21 13:07	06/30/21 22:26	108-05-4	
Vinyl chloride	ND	ug/kg	15.3	3.9	1	06/30/21 13:07	06/30/21 22:26	75-01-4	
Xylene (Total)	ND	ug/kg	15.3	4.4	1	06/30/21 13:07	06/30/21 22:26	1330-20-7	
m&p-Xylene	ND	ug/kg	15.3	5.2	1	06/30/21 13:07	06/30/21 22:26	179601-23-1	
o-Xylene	ND	ug/kg	7.7	3.4	1	06/30/21 13:07	06/30/21 22:26	95-47-6	
Surrogates									
Toluene-d8 (S)	101	%	70-130		1	06/30/21 13:07	06/30/21 22:26	2037-26-5	
4-Bromofluorobenzene (S)	98	%	69-134		1	06/30/21 13:07	06/30/21 22:26	460-00-4	
1,2-Dichloroethane-d4 (S)	109	%	70-130		1	06/30/21 13:07	06/30/21 22:26	17060-07-0	
Percent Moisture	Analytical Method: SW-846 Pace Analytical Services - Charlotte								
Percent Moisture	**25.1**	%	0.10	0.10	1		06/28/21 16:09		N2

REPORT OF LABORATORY ANALYSIS

This report shall not be reproduced, except in full,
without the written consent of Pace Analytical Services, LLC.

Pace Analytical Services, LLC
9800 Kincey Ave. Suite 100
Huntersville, NC 28078
(704)875-9092

ANALYTICAL RESULTS

Project: CPC Huntersville/2020-L1-2448
Pace Project No.: 92546658

Sample: AC3 (8-10') **Lab ID: 92546658010** Collected: 06/26/21 14:50 Received: 06/28/21 12:35 Matrix: Solid

Results reported on a "dry weight" basis and are adjusted for percent moisture, sample size and any dilutions.

Parameters	Results	Units	Report Limit	MDL	DF	Prepared	Analyzed	CAS No.	Qual
VPH NC Soil	Analytical Method: MADEP VPH Preparation Method: MADEP VPH Pace Analytical Services - Charlotte								
Total VPH (C5-C12)	ND	mg/kg	4.1	4.1	1	06/30/21 11:51	07/01/21 03:47		N2
Aliphatic (C05-C08)	ND	mg/kg	4.1	4.1	1	06/30/21 11:51	07/01/21 03:47		N2
Aliphatic(C09-C12) Adjusted	ND	mg/kg	4.1	4.1	1	06/30/21 11:51	07/01/21 03:47		N2
Aromatic (C09-C10)	ND	mg/kg	4.1	4.1	1	06/30/21 11:51	07/01/21 03:47		N2
Surrogates									
4-Bromofluorobenzene (FID) (S)	107	%	70-130		1	06/30/21 11:51	07/01/21 03:47	460-00-4	
4-Bromofluorobenzene (PID) (S)	105	%	70-130		1	06/30/21 11:51	07/01/21 03:47	460-00-4	
8260D/5035A/5030B Volatiles	Analytical Method: EPA 8260D Preparation Method: EPA 5035A/5030B Pace Analytical Services - Charlotte								
Acetone	ND	ug/kg	153	49.2	1	06/29/21 13:26	06/30/21 00:30	67-64-1	
Benzene	ND	ug/kg	7.7	3.1	1	06/29/21 13:26	06/30/21 00:30	71-43-2	
Bromobenzene	ND	ug/kg	7.7	2.5	1	06/29/21 13:26	06/30/21 00:30	108-86-1	
Bromochloromethane	ND	ug/kg	7.7	2.3	1	06/29/21 13:26	06/30/21 00:30	74-97-5	
Bromodichloromethane	ND	ug/kg	7.7	3.0	1	06/29/21 13:26	06/30/21 00:30	75-27-4	
Bromoform	ND	ug/kg	7.7	2.7	1	06/29/21 13:26	06/30/21 00:30	75-25-2	
Bromomethane	ND	ug/kg	15.3	12.1	1	06/29/21 13:26	06/30/21 00:30	74-83-9	IK
2-Butanone (MEK)	ND	ug/kg	153	36.8	1	06/29/21 13:26	06/30/21 00:30	78-93-3	
n-Butylbenzene	ND	ug/kg	7.7	3.6	1	06/29/21 13:26	06/30/21 00:30	104-51-8	
sec-Butylbenzene	ND	ug/kg	7.7	3.4	1	06/29/21 13:26	06/30/21 00:30	135-98-8	
tert-Butylbenzene	ND	ug/kg	7.7	2.7	1	06/29/21 13:26	06/30/21 00:30	98-06-6	
Carbon tetrachloride	ND	ug/kg	7.7	2.9	1	06/29/21 13:26	06/30/21 00:30	56-23-5	
Chlorobenzene	ND	ug/kg	7.7	1.5	1	06/29/21 13:26	06/30/21 00:30	108-90-7	
Chloroethane	ND	ug/kg	15.3	5.9	1	06/29/21 13:26	06/30/21 00:30	75-00-3	
Chloroform	ND	ug/kg	7.7	4.7	1	06/29/21 13:26	06/30/21 00:30	67-66-3	
Chloromethane	ND	ug/kg	15.3	6.4	1	06/29/21 13:26	06/30/21 00:30	74-87-3	
2-Chlorotoluene	ND	ug/kg	7.7	2.7	1	06/29/21 13:26	06/30/21 00:30	95-49-8	
4-Chlorotoluene	ND	ug/kg	7.7	1.4	1	06/29/21 13:26	06/30/21 00:30	106-43-4	
1,2-Dibromo-3-chloropropane	ND	ug/kg	7.7	3.0	1	06/29/21 13:26	06/30/21 00:30	96-12-8	
Dibromochloromethane	ND	ug/kg	7.7	4.3	1	06/29/21 13:26	06/30/21 00:30	124-48-1	
1,2-Dibromoethane (EDB)	ND	ug/kg	7.7	3.4	1	06/29/21 13:26	06/30/21 00:30	106-93-4	
Dibromomethane	ND	ug/kg	7.7	1.6	1	06/29/21 13:26	06/30/21 00:30	74-95-3	
1,2-Dichlorobenzene	ND	ug/kg	7.7	2.8	1	06/29/21 13:26	06/30/21 00:30	95-50-1	
1,3-Dichlorobenzene	ND	ug/kg	7.7	2.4	1	06/29/21 13:26	06/30/21 00:30	541-73-1	
1,4-Dichlorobenzene	ND	ug/kg	7.7	2.0	1	06/29/21 13:26	06/30/21 00:30	106-46-7	
Dichlorodifluoromethane	ND	ug/kg	15.3	3.3	1	06/29/21 13:26	06/30/21 00:30	75-71-8	
1,1-Dichloroethane	ND	ug/kg	7.7	3.2	1	06/29/21 13:26	06/30/21 00:30	75-34-3	
1,2-Dichloroethane	ND	ug/kg	7.7	5.1	1	06/29/21 13:26	06/30/21 00:30	107-06-2	
1,1-Dichloroethene	ND	ug/kg	7.7	3.2	1	06/29/21 13:26	06/30/21 00:30	75-35-4	
cis-1,2-Dichloroethene	ND	ug/kg	7.7	2.6	1	06/29/21 13:26	06/30/21 00:30	156-59-2	
trans-1,2-Dichloroethene	ND	ug/kg	7.7	2.7	1	06/29/21 13:26	06/30/21 00:30	156-60-5	
1,2-Dichloropropane	ND	ug/kg	7.7	2.3	1	06/29/21 13:26	06/30/21 00:30	78-87-5	
1,3-Dichloropropane	ND	ug/kg	7.7	2.4	1	06/29/21 13:26	06/30/21 00:30	142-28-9	
2,2-Dichloropropane	ND	ug/kg	7.7	2.5	1	06/29/21 13:26	06/30/21 00:30	594-20-7	

REPORT OF LABORATORY ANALYSIS

This report shall not be reproduced, except in full,
without the written consent of Pace Analytical Services, LLC.

Pace Analytical Services, LLC
9800 Kincey Ave. Suite 100
Huntersville, NC 28078
(704)875-9092

ANALYTICAL RESULTS

Project: CPC Huntersville/2020-L1-2448
Pace Project No.: 92546658

Sample: AC3 (8-10') **Lab ID: 92546658010** Collected: 06/26/21 14:50 Received: 06/28/21 12:35 Matrix: Solid

Results reported on a "dry weight" basis and are adjusted for percent moisture, sample size and any dilutions.

Parameters	Results	Units	Report Limit	MDL	DF	Prepared	Analyzed	CAS No.	Qual
8260D/5035A/5030B Volatiles	Analytical Method: EPA 8260D Preparation Method: EPA 5035A/5030B Pace Analytical Services - Charlotte								
1,1-Dichloropropene	ND	ug/kg	7.7	3.7	1	06/29/21 13:26	06/30/21 00:30	563-58-6	
cis-1,3-Dichloropropene	ND	ug/kg	7.7	2.1	1	06/29/21 13:26	06/30/21 00:30	10061-01-5	
trans-1,3-Dichloropropene	ND	ug/kg	7.7	2.6	1	06/29/21 13:26	06/30/21 00:30	10061-02-6	
Diisopropyl ether	ND	ug/kg	7.7	2.1	1	06/29/21 13:26	06/30/21 00:30	108-20-3	
Ethylbenzene	ND	ug/kg	7.7	3.6	1	06/29/21 13:26	06/30/21 00:30	100-41-4	
Hexachloro-1,3-butadiene	ND	ug/kg	15.3	12.5	1	06/29/21 13:26	06/30/21 00:30	87-68-3	
2-Hexanone	ND	ug/kg	76.7	7.4	1	06/29/21 13:26	06/30/21 00:30	591-78-6	
Isopropylbenzene (Cumene)	ND	ug/kg	7.7	2.6	1	06/29/21 13:26	06/30/21 00:30	98-82-8	
p-Isopropyltoluene	**352**	ug/kg	7.7	3.8	1	06/29/21 13:26	06/30/21 00:30	99-87-6	
Methylene Chloride	ND	ug/kg	30.7	21.0	1	06/29/21 13:26	06/30/21 00:30	75-09-2	
4-Methyl-2-pentanone (MIBK)	ND	ug/kg	76.7	7.4	1	06/29/21 13:26	06/30/21 00:30	108-10-1	
Methyl-tert-butyl ether	ND	ug/kg	7.7	2.9	1	06/29/21 13:26	06/30/21 00:30	1634-04-4	
Naphthalene	ND	ug/kg	7.7	4.0	1	06/29/21 13:26	06/30/21 00:30	91-20-3	
n-Propylbenzene	ND	ug/kg	7.7	2.7	1	06/29/21 13:26	06/30/21 00:30	103-65-1	
Styrene	ND	ug/kg	7.7	2.0	1	06/29/21 13:26	06/30/21 00:30	100-42-5	
1,1,1,2-Tetrachloroethane	ND	ug/kg	7.7	2.9	1	06/29/21 13:26	06/30/21 00:30	630-20-6	
1,1,2,2-Tetrachloroethane	ND	ug/kg	7.7	2.0	1	06/29/21 13:26	06/30/21 00:30	79-34-5	
Tetrachloroethene	ND	ug/kg	7.7	2.4	1	06/29/21 13:26	06/30/21 00:30	127-18-4	
Toluene	**18.7**	ug/kg	7.7	2.2	1	06/29/21 13:26	06/30/21 00:30	108-88-3	C7
1,2,3-Trichlorobenzene	ND	ug/kg	7.7	6.2	1	06/29/21 13:26	06/30/21 00:30	87-61-6	
1,2,4-Trichlorobenzene	ND	ug/kg	7.7	6.4	1	06/29/21 13:26	06/30/21 00:30	120-82-1	
1,1,1-Trichloroethane	ND	ug/kg	7.7	4.0	1	06/29/21 13:26	06/30/21 00:30	71-55-6	
1,1,2-Trichloroethane	ND	ug/kg	7.7	2.5	1	06/29/21 13:26	06/30/21 00:30	79-00-5	
Trichloroethene	ND	ug/kg	7.7	2.0	1	06/29/21 13:26	06/30/21 00:30	79-01-6	
Trichlorofluoromethane	ND	ug/kg	7.7	4.2	1	06/29/21 13:26	06/30/21 00:30	75-69-4	
1,2,3-Trichloropropane	ND	ug/kg	7.7	3.9	1	06/29/21 13:26	06/30/21 00:30	96-18-4	
1,2,4-Trimethylbenzene	**22.9**	ug/kg	7.7	2.1	1	06/29/21 13:26	06/30/21 00:30	95-63-6	
1,3,5-Trimethylbenzene	ND	ug/kg	7.7	2.6	1	06/29/21 13:26	06/30/21 00:30	108-67-8	
Vinyl acetate	ND	ug/kg	76.7	5.6	1	06/29/21 13:26	06/30/21 00:30	108-05-4	
Vinyl chloride	ND	ug/kg	15.3	3.9	1	06/29/21 13:26	06/30/21 00:30	75-01-4	
Xylene (Total)	**70.1**	ug/kg	15.3	4.4	1	06/29/21 13:26	06/30/21 00:30	1330-20-7	
m&p-Xylene	**46.3**	ug/kg	15.3	5.2	1	06/29/21 13:26	06/30/21 00:30	179601-23-1	
o-Xylene	**23.8**	ug/kg	7.7	3.4	1	06/29/21 13:26	06/30/21 00:30	95-47-6	
Surrogates									
Toluene-d8 (S)	102	%	70-130		1	06/29/21 13:26	06/30/21 00:30	2037-26-5	
4-Bromofluorobenzene (S)	100	%	69-134		1	06/29/21 13:26	06/30/21 00:30	460-00-4	
1,2-Dichloroethane-d4 (S)	109	%	70-130		1	06/29/21 13:26	06/30/21 00:30	17060-07-0	
Percent Moisture	Analytical Method: SW-846 Pace Analytical Services - Charlotte								
Percent Moisture	**22.6**	%	0.10	0.10	1		06/28/21 16:09		N2

REPORT OF LABORATORY ANALYSIS

This report shall not be reproduced, except in full,
without the written consent of Pace Analytical Services, LLC.

Pace Analytical Services, LLC
9800 Kincey Ave. Suite 100
Huntersville, NC 28078
(704)875-9092

QUALITY CONTROL DATA

Project: CPC Huntersville/2020-L1-2448
Pace Project No.: 92546658

QC Batch: 630595 | Analysis Method: MADEP VPH
QC Batch Method: MADEP VPH | Analysis Description: VPH NC Soil
Laboratory: Pace Analytical Services - Charlotte
Associated Lab Samples: 92546658002, 92546658003, 92546658005, 92546658006

METHOD BLANK: 3313147 Matrix: Solid
Associated Lab Samples: 92546658002, 92546658003, 92546658005, 92546658006

Parameter	Units	Blank Result	Reporting Limit	MDL	Analyzed	Qualifiers
Aliphatic (C05-C08)	mg/kg	ND	2.5	2.5	06/30/21 14:27	N2
Aromatic (C09-C10)	mg/kg	ND	2.5	2.5	06/30/21 14:27	N2
4-Bromofluorobenzene (FID) (S)	%	109	70-130		06/30/21 14:27	
4-Bromofluorobenzene (PID) (S)	%	106	70-130		06/30/21 14:27	

LABORATORY CONTROL SAMPLE & LCSD: 3313148 3313149

Parameter	Units	Spike Conc.	LCS Result	LCSD Result	LCS % Rec	LCSD % Rec	% Rec Limits	RPD	Max RPD	Qualifiers
Aliphatic (C05-C08)	mg/kg	15	11.2	10.7	75	72	70-130	5	25	N2
Aromatic (C09-C10)	mg/kg	5	5.7	5.7	114	115	70-130	1	25	N2
4-Bromofluorobenzene (FID) (S)	%				107	107	70-130			
4-Bromofluorobenzene (PID) (S)	%				101	101	70-130			

Results presented on this page are in the units indicated by the "Units" column except where an alternate unit is presented to the right of the result.

REPORT OF LABORATORY ANALYSIS

This report shall not be reproduced, except in full,
without the written consent of Pace Analytical Services, LLC.

Pace Analytical Services, LLC
9800 Kincey Ave. Suite 100
Huntersville, NC 28078
(704)875-9092

QUALITY CONTROL DATA

Project: CPC Huntersville/2020-L1-2448
Pace Project No.: 92546658

QC Batch: 630606 | Analysis Method: MADEP VPH
QC Batch Method: MADEP VPH | Analysis Description: VPH NC Soil
Laboratory: Pace Analytical Services - Charlotte
Associated Lab Samples: 92546658007, 92546658009, 92546658010

METHOD BLANK: 3313204 Matrix: Solid
Associated Lab Samples: 92546658007, 92546658009, 92546658010

Parameter	Units	Blank Result	Reporting Limit	MDL	Analyzed	Qualifiers
Aliphatic (C05-C08)	mg/kg	ND	2.5	2.5	06/30/21 14:56	N2
Aromatic (C09-C10)	mg/kg	ND	2.5	2.5	06/30/21 14:56	N2
4-Bromofluorobenzene (FID) (S)	%	104	70-130		06/30/21 14:56	
4-Bromofluorobenzene (PID) (S)	%	101	70-130		06/30/21 14:56	

LABORATORY CONTROL SAMPLE & LCSD: 3313205 3313206

Parameter	Units	Spike Conc.	LCS Result	LCSD Result	LCS % Rec	LCSD % Rec	% Rec Limits	RPD	Max RPD	Qualifiers
Aliphatic (C05-C08)	mg/kg	15	11.1	10.9	74	73	70-130	1	25	N2
Aromatic (C09-C10)	mg/kg	5	5.8	5.9	117	118	70-130	0	25	N2
4-Bromofluorobenzene (FID) (S)	%				107	109	70-130			
4-Bromofluorobenzene (PID) (S)	%				101	103	70-130			

Results presented on this page are in the units indicated by the "Units" column except where an alternate unit is presented to the right of the result.

REPORT OF LABORATORY ANALYSIS

This report shall not be reproduced, except in full,
without the written consent of Pace Analytical Services, LLC.

Pace Analytical Services, LLC
9800 Kincey Ave. Suite 100
Huntersville, NC 28078
(704)875-9092

QUALITY CONTROL DATA

Project: CPC Huntersville/2020-L1-2448
Pace Project No.: 92546658

QC Batch: 630984
QC Batch Method: MADEP VPH
Analysis Method: MADEP VPH
Analysis Description: VPH NC Soil
Laboratory: Pace Analytical Services - Charlotte
Associated Lab Samples: 92546658001, 92546658004, 92546658008

METHOD BLANK: 3315019 Matrix: Solid
Associated Lab Samples: 92546658001, 92546658004, 92546658008

Parameter	Units	Blank Result	Reporting Limit	MDL	Analyzed	Qualifiers
Aliphatic (C05-C08)	mg/kg	ND	2.5	2.5	07/01/21 15:22	N2
Aromatic (C09-C10)	mg/kg	ND	2.5	2.5	07/01/21 15:22	N2
4-Bromofluorobenzene (FID) (S)	%	104	70-130		07/01/21 15:22	
4-Bromofluorobenzene (PID) (S)	%	101	70-130		07/01/21 15:22	

LABORATORY CONTROL SAMPLE & LCSD: 3315020 3315021

Parameter	Units	Spike Conc.	LCS Result	LCSD Result	LCS % Rec	LCSD % Rec	% Rec Limits	RPD	Max RPD	Qualifiers
Aliphatic (C05-C08)	mg/kg	14.9	15.4	14.1	104	95	70-130	9	25	N2
Aromatic (C09-C10)	mg/kg	5	5.3	5.6	108	113	70-130	4	25	N2
4-Bromofluorobenzene (FID) (S)	%				102	106	70-130			
4-Bromofluorobenzene (PID) (S)	%				98	101	70-130			

Results presented on this page are in the units indicated by the "Units" column except where an alternate unit is presented to the right of the result.

REPORT OF LABORATORY ANALYSIS

This report shall not be reproduced, except in full,
without the written consent of Pace Analytical Services, LLC.

Pace Analytical Services, LLC
9800 Kincey Ave. Suite 100
Huntersville, NC 28078
(704)875-9092

QUALITY CONTROL DATA

Project: CPC Huntersville/2020-L1-2448
Pace Project No.: 92546658

QC Batch: 630317 | Analysis Method: EPA 8260D
QC Batch Method: EPA 5035A/5030B | Analysis Description: 8260D 5035A 5030B
Laboratory: Pace Analytical Services - Charlotte
Associated Lab Samples: 92546658001, 92546658002, 92546658006, 92546658007

METHOD BLANK: 3311771 Matrix: Solid
Associated Lab Samples: 92546658001, 92546658002, 92546658006, 92546658007

Parameter	Units	Blank Result	Reporting Limit	MDL	Analyzed	Qualifiers
1,1,1,2-Tetrachloroethane	ug/kg	ND	5.0	1.9	06/29/21 17:44	
1,1,1-Trichloroethane	ug/kg	ND	5.0	2.6	06/29/21 17:44	
1,1,2,2-Tetrachloroethane	ug/kg	ND	5.0	1.3	06/29/21 17:44	
1,1,2-Trichloroethane	ug/kg	ND	5.0	1.7	06/29/21 17:44	
1,1-Dichloroethane	ug/kg	ND	5.0	2.1	06/29/21 17:44	
1,1-Dichloroethene	ug/kg	ND	5.0	2.1	06/29/21 17:44	
1,1-Dichloropropene	ug/kg	ND	5.0	2.4	06/29/21 17:44	
1,2,3-Trichlorobenzene	ug/kg	ND	5.0	4.0	06/29/21 17:44	
1,2,3-Trichloropropane	ug/kg	ND	5.0	2.5	06/29/21 17:44	
1,2,4-Trichlorobenzene	ug/kg	ND	5.0	4.2	06/29/21 17:44	
1,2,4-Trimethylbenzene	ug/kg	ND	5.0	1.4	06/29/21 17:44	
1,2-Dibromo-3-chloropropane	ug/kg	ND	5.0	1.9	06/29/21 17:44	
1,2-Dibromoethane (EDB)	ug/kg	ND	5.0	2.2	06/29/21 17:44	
1,2-Dichlorobenzene	ug/kg	ND	5.0	1.8	06/29/21 17:44	
1,2-Dichloroethane	ug/kg	ND	5.0	3.3	06/29/21 17:44	
1,2-Dichloropropane	ug/kg	ND	5.0	1.5	06/29/21 17:44	
1,3,5-Trimethylbenzene	ug/kg	ND	5.0	1.7	06/29/21 17:44	
1,3-Dichlorobenzene	ug/kg	ND	5.0	1.6	06/29/21 17:44	
1,3-Dichloropropane	ug/kg	ND	5.0	1.6	06/29/21 17:44	
1,4-Dichlorobenzene	ug/kg	ND	5.0	1.3	06/29/21 17:44	
2,2-Dichloropropane	ug/kg	ND	5.0	1.6	06/29/21 17:44	
2-Butanone (MEK)	ug/kg	ND	100	24.0	06/29/21 17:44	
2-Chlorotoluene	ug/kg	ND	5.0	1.8	06/29/21 17:44	
2-Hexanone	ug/kg	ND	50.0	4.8	06/29/21 17:44	
4-Chlorotoluene	ug/kg	ND	5.0	0.88	06/29/21 17:44	
4-Methyl-2-pentanone (MIBK)	ug/kg	ND	50.0	4.8	06/29/21 17:44	
Acetone	ug/kg	ND	100	32.1	06/29/21 17:44	
Benzene	ug/kg	ND	5.0	2.0	06/29/21 17:44	
Bromobenzene	ug/kg	ND	5.0	1.6	06/29/21 17:44	
Bromochloromethane	ug/kg	ND	5.0	1.5	06/29/21 17:44	
Bromodichloromethane	ug/kg	ND	5.0	1.9	06/29/21 17:44	
Bromoform	ug/kg	ND	5.0	1.8	06/29/21 17:44	
Bromomethane	ug/kg	ND	10.0	7.9	06/29/21 17:44	IK
Carbon tetrachloride	ug/kg	ND	5.0	1.9	06/29/21 17:44	
Chlorobenzene	ug/kg	ND	5.0	0.96	06/29/21 17:44	
Chloroethane	ug/kg	ND	10.0	3.9	06/29/21 17:44	
Chloroform	ug/kg	ND	5.0	3.0	06/29/21 17:44	
Chloromethane	ug/kg	ND	10.0	4.2	06/29/21 17:44	
cis-1,2-Dichloroethene	ug/kg	ND	5.0	1.7	06/29/21 17:44	
cis-1,3-Dichloropropene	ug/kg	ND	5.0	1.4	06/29/21 17:44	

Results presented on this page are in the units indicated by the "Units" column except where an alternate unit is presented to the right of the result.

REPORT OF LABORATORY ANALYSIS

This report shall not be reproduced, except in full,
without the written consent of Pace Analytical Services, LLC.

Pace Analytical Services, LLC
9800 Kincey Ave. Suite 100
Huntersville, NC 28078
(704)875-9092

QUALITY CONTROL DATA

Project: CPC Huntersville/2020-L1-2448
Pace Project No.: 92546658

METHOD BLANK: 3311771 Matrix: Solid
Associated Lab Samples: 92546658001, 92546658002, 92546658006, 92546658007

Parameter	Units	Blank Result	Reporting Limit	MDL	Analyzed	Qualifiers
Dibromochloromethane	ug/kg	ND	5.0	2.8	06/29/21 17:44	
Dibromomethane	ug/kg	ND	5.0	1.1	06/29/21 17:44	
Dichlorodifluoromethane	ug/kg	ND	10.0	2.2	06/29/21 17:44	
Diisopropyl ether	ug/kg	ND	5.0	1.4	06/29/21 17:44	
Ethylbenzene	ug/kg	ND	5.0	2.3	06/29/21 17:44	
Hexachloro-1,3-butadiene	ug/kg	ND	10.0	8.2	06/29/21 17:44	
Isopropylbenzene (Cumene)	ug/kg	ND	5.0	1.7	06/29/21 17:44	
m&p-Xylene	ug/kg	ND	10.0	3.4	06/29/21 17:44	
Methyl-tert-butyl ether	ug/kg	ND	5.0	1.9	06/29/21 17:44	
Methylene Chloride	ug/kg	ND	20.0	13.7	06/29/21 17:44	
n-Butylbenzene	ug/kg	ND	5.0	2.4	06/29/21 17:44	
n-Propylbenzene	ug/kg	ND	5.0	1.8	06/29/21 17:44	
Naphthalene	ug/kg	ND	5.0	2.6	06/29/21 17:44	
o-Xylene	ug/kg	ND	5.0	2.2	06/29/21 17:44	
p-Isopropyltoluene	ug/kg	ND	5.0	2.5	06/29/21 17:44	
sec-Butylbenzene	ug/kg	ND	5.0	2.2	06/29/21 17:44	
Styrene	ug/kg	ND	5.0	1.3	06/29/21 17:44	
tert-Butylbenzene	ug/kg	ND	5.0	1.8	06/29/21 17:44	
Tetrachloroethene	ug/kg	ND	5.0	1.6	06/29/21 17:44	
Toluene	ug/kg	ND	5.0	1.4	06/29/21 17:44	
trans-1,2-Dichloroethene	ug/kg	ND	5.0	1.8	06/29/21 17:44	
trans-1,3-Dichloropropene	ug/kg	ND	5.0	1.7	06/29/21 17:44	
Trichloroethene	ug/kg	ND	5.0	1.3	06/29/21 17:44	
Trichlorofluoromethane	ug/kg	ND	5.0	2.8	06/29/21 17:44	
Vinyl acetate	ug/kg	ND	50.0	3.6	06/29/21 17:44	
Vinyl chloride	ug/kg	ND	10.0	2.5	06/29/21 17:44	
Xylene (Total)	ug/kg	ND	10.0	2.8	06/29/21 17:44	
1,2-Dichloroethane-d4 (S)	%	111	70-130		06/29/21 17:44	
4-Bromofluorobenzene (S)	%	100	69-134		06/29/21 17:44	
Toluene-d8 (S)	%	101	70-130		06/29/21 17:44	

LABORATORY CONTROL SAMPLE: 3311772

Parameter	Units	Spike Conc.	LCS Result	LCS % Rec	% Rec Limits	Qualifiers
1,1,1,2-Tetrachloroethane	ug/kg	1250	1230	99	70-130	
1,1,1-Trichloroethane	ug/kg	1250	1110	88	70-130	
1,1,2,2-Tetrachloroethane	ug/kg	1250	1190	95	70-130	
1,1,2-Trichloroethane	ug/kg	1250	1150	92	70-130	
1,1-Dichloroethane	ug/kg	1250	1250	100	70-130	
1,1-Dichloroethene	ug/kg	1250	1290	103	70-130	
1,1-Dichloropropene	ug/kg	1250	1190	95	70-130	
1,2,3-Trichlorobenzene	ug/kg	1250	1230	99	65-130	
1,2,3-Trichloropropane	ug/kg	1250	1280	102	70-130	
1,2,4-Trichlorobenzene	ug/kg	1250	1250	100	68-130	

Results presented on this page are in the units indicated by the "Units" column except where an alternate unit is presented to the right of the result.

REPORT OF LABORATORY ANALYSIS

This report shall not be reproduced, except in full,
without the written consent of Pace Analytical Services, LLC.

Pace Analytical Services, LLC
9800 Kincey Ave. Suite 100
Huntersville, NC 28078
(704)875-9092

QUALITY CONTROL DATA

Project: CPC Huntersville/2020-L1-2448
Pace Project No.: 92546658

LABORATORY CONTROL SAMPLE: 3311772

Parameter	Units	Spike Conc.	LCS Result	LCS % Rec	% Rec Limits	Qualifiers
1,2,4-Trimethylbenzene	ug/kg	1250	1210	97	70-130	
1,2-Dibromo-3-chloropropane	ug/kg	1250	1210	97	70-130	
1,2-Dibromoethane (EDB)	ug/kg	1250	1260	101	70-130	
1,2-Dichlorobenzene	ug/kg	1250	1220	97	70-130	
1,2-Dichloroethane	ug/kg	1250	1190	95	63-130	
1,2-Dichloropropane	ug/kg	1250	1250	100	70-130	
1,3,5-Trimethylbenzene	ug/kg	1250	1210	97	70-130	
1,3-Dichlorobenzene	ug/kg	1250	1230	98	70-130	
1,3-Dichloropropane	ug/kg	1250	1280	103	70-130	
1,4-Dichlorobenzene	ug/kg	1250	1210	97	70-130	
2,2-Dichloropropane	ug/kg	1250	1140	91	66-130	
2-Butanone (MEK)	ug/kg	2500	2540	102	70-130	
2-Chlorotoluene	ug/kg	1250	1240	99	70-130	
2-Hexanone	ug/kg	2500	2710	108	70-130	
4-Chlorotoluene	ug/kg	1250	1190	95	70-130	
4-Methyl-2-pentanone (MIBK)	ug/kg	2500	2630	105	70-130	
Acetone	ug/kg	2500	2590	103	69-130	
Benzene	ug/kg	1250	1210	97	70-130	
Bromobenzene	ug/kg	1250	1260	100	70-130	
Bromochloromethane	ug/kg	1250	1230	98	70-130	
Bromodichloromethane	ug/kg	1250	1130	90	69-130	
Bromoform	ug/kg	1250	1200	96	70-130	
Bromomethane	ug/kg	1250	1700	136	52-130	IK,L1
Carbon tetrachloride	ug/kg	1250	1200	96	70-130	
Chlorobenzene	ug/kg	1250	1270	102	70-130	
Chloroethane	ug/kg	1250	1390	111	65-130	
Chloroform	ug/kg	1250	1300	104	70-130	
Chloromethane	ug/kg	1250	1190	95	55-130	
cis-1,2-Dichloroethene	ug/kg	1250	1220	98	70-130	
cis-1,3-Dichloropropene	ug/kg	1250	1230	98	70-130	
Dibromochloromethane	ug/kg	1250	1230	98	70-130	
Dibromomethane	ug/kg	1250	1240	99	70-130	
Dichlorodifluoromethane	ug/kg	1250	1260	101	45-156	
Diisopropyl ether	ug/kg	1250	1160	93	70-130	
Ethylbenzene	ug/kg	1250	1370	109	70-130	
Hexachloro-1,3-butadiene	ug/kg	1250	1280	102	66-130	
Isopropylbenzene (Cumene)	ug/kg	1250	1280	102	70-130	
m&p-Xylene	ug/kg	2500	2520	101	70-130	
Methyl-tert-butyl ether	ug/kg	1250	1160	93	70-130	
Methylene Chloride	ug/kg	1250	1350	108	65-130	
n-Butylbenzene	ug/kg	1250	1300	104	67-130	
n-Propylbenzene	ug/kg	1250	1270	101	70-130	
Naphthalene	ug/kg	1250	1200	96	70-130	
o-Xylene	ug/kg	1250	1260	101	70-130	
p-Isopropyltoluene	ug/kg	1250	1240	100	67-130	
sec-Butylbenzene	ug/kg	1250	1240	99	69-130	
Styrene	ug/kg	1250	1260	101	70-130	

Results presented on this page are in the units indicated by the "Units" column except where an alternate unit is presented to the right of the result.

REPORT OF LABORATORY ANALYSIS

This report shall not be reproduced, except in full,
without the written consent of Pace Analytical Services, LLC.

Pace Analytical Services, LLC
9800 Kincey Ave. Suite 100
Huntersville, NC 28078
(704)875-9092

QUALITY CONTROL DATA

Project: CPC Huntersville/2020-L1-2448
Pace Project No.: 92546658

LABORATORY CONTROL SAMPLE: 3311772

Parameter	Units	Spike Conc.	LCS Result	LCS % Rec	% Rec Limits	Qualifiers
tert-Butylbenzene	ug/kg	1250	1190	95	67-130	
Tetrachloroethene	ug/kg	1250	1140	91	70-130	
Toluene	ug/kg	1250	1180	94	70-130	
trans-1,2-Dichloroethene	ug/kg	1250	1260	101	70-130	
trans-1,3-Dichloropropene	ug/kg	1250	1240	99	68-130	
Trichloroethene	ug/kg	1250	1230	98	70-130	
Trichlorofluoromethane	ug/kg	1250	1200	96	70-130	
Vinyl acetate	ug/kg	2500	2760	110	70-130	
Vinyl chloride	ug/kg	1250	1270	101	61-130	
Xylene (Total)	ug/kg	3750	3790	101	70-130	
1,2-Dichloroethane-d4 (S)	%			99	70-130	
4-Bromofluorobenzene (S)	%			98	69-134	
Toluene-d8 (S)	%			101	70-130	

MATRIX SPIKE & MATRIX SPIKE DUPLICATE: 3311773 3311774

Parameter	Units	92546598034 Result	MS Spike Conc.	MSD Spike Conc.	MS Result	MSD Result	MS % Rec	MSD % Rec	% Rec Limits	RPD	Max RPD	Qual
1,1,1,2-Tetrachloroethane	ug/kg	8.3 U	828	828	784	864	95	104	70-131	10	30	
1,1,1-Trichloroethane	ug/kg	8.3 U	828	828	762	826	92	100	65-133	8	30	
1,1,2,2-Tetrachloroethane	ug/kg	8.3 U	828	828	737	800	89	97	66-130	8	30	
1,1,2-Trichloroethane	ug/kg	8.3 U	828	828	709	780	86	94	66-133	10	30	
1,1-Dichloroethane	ug/kg	8.3 U	828	828	846	918	102	111	65-130	8	30	
1,1-Dichloroethene	ug/kg	8.3 U	828	828	932	990	112	120	10-158	6	30	
1,1-Dichloropropene	ug/kg	8.3 U	828	828	833	885	101	107	68-133	6	30	
1,2,3-Trichlorobenzene	ug/kg	8.3 U	828	828	782	847	94	102	27-138	8	30	
1,2,3-Trichloropropane	ug/kg	8.3 U	828	828	750	831	91	100	67-130	10	30	
1,2,4-Trichlorobenzene	ug/kg	8.3 U	828	828	798	800	96	97	51-134	0	30	
1,2,4-Trimethylbenzene	ug/kg	8.3 U	828	828	778	841	94	102	63-136	8	30	
1,2-Dibromo-3-chloropropane	ug/kg	8.3 U	828	828	664	736	80	89	32-130	10	30	
1,2-Dibromoethane (EDB)	ug/kg	8.3 U	828	828	793	871	96	105	70-130	9	30	
1,2-Dichlorobenzene	ug/kg	8.3 U	828	828	788	853	95	103	69-130	8	30	
1,2-Dichloroethane	ug/kg	8.3 U	828	828	797	860	96	104	59-130	8	30	
1,2-Dichloropropane	ug/kg	8.3 U	828	828	829	895	100	108	70-130	8	30	
1,3,5-Trimethylbenzene	ug/kg	8.3 U	828	828	792	854	96	103	65-137	8	30	
1,3-Dichlorobenzene	ug/kg	8.3 U	828	828	786	824	95	100	70-130	5	30	
1,3-Dichloropropane	ug/kg	8.3 U	828	828	826	910	100	110	70-130	10	30	
1,4-Dichlorobenzene	ug/kg	8.3 U	828	828	773	822	93	99	68-130	6	30	
2,2-Dichloropropane	ug/kg	8.3 U	828	828	674	734	81	89	32-130	9	30	
2-Butanone (MEK)	ug/kg	166 U	1650	1650	1400	1540	85	93	10-136	10	30	
2-Chlorotoluene	ug/kg	8.3 U	828	828	823	884	99	107	69-141	7	30	
2-Hexanone	ug/kg	82.8 U	1650	1650	1470	1670	89	101	10-144	13	30	
4-Chlorotoluene	ug/kg	8.3 U	828	828	768	831	93	100	70-132	8	30	
4-Methyl-2-pentanone (MIBK)	ug/kg	82.8 U	1650	1650	1490	1660	90	100	25-143	11	30	

Results presented on this page are in the units indicated by the "Units" column except where an alternate unit is presented to the right of the result.

REPORT OF LABORATORY ANALYSIS

This report shall not be reproduced, except in full,
without the written consent of Pace Analytical Services, LLC.

Pace Analytical Services, LLC
9800 Kincey Ave. Suite 100
Huntersville, NC 28078
(704)875-9092

QUALITY CONTROL DATA

Project: CPC Huntersville/2020-L1-2448
Pace Project No.: 92546658

MATRIX SPIKE & MATRIX SPIKE DUPLICATE: 3311773 3311774

Parameter	Units	92546598034 Result	MS Spike Conc.	MSD Spike Conc.	MS Result	MSD Result	MS % Rec	MSD % Rec	% Rec Limits	RPD	Max RPD	Qual
Acetone	ug/kg	166 U	1650	1650	1150	1130	69	68	10-130	2	30	
Benzene	ug/kg	8.3 U	828	828	814	876	98	106	67-130	7	30	
Bromobenzene	ug/kg	8.3 U	828	828	817	882	99	106	70-130	8	30	
Bromochloromethane	ug/kg	8.3 U	828	828	793	833	96	101	69-134	5	30	
Bromodichloromethane	ug/kg	8.3 U	828	828	690	740	83	89	64-130	7	30	
Bromoform	ug/kg	8.3 U	828	828	669	731	81	88	62-130	9	30	
Bromomethane	ug/kg	16.6 U	828	828	801	708	97	85	20-176	12	30	IK
Carbon tetrachloride	ug/kg	8.3 U	828	828	782	843	94	102	65-140	8	30	
Chlorobenzene	ug/kg	8.3 U	828	828	836	898	101	108	70-130	7	30	
Chloroethane	ug/kg	16.6 U	828	828	351	394	42	48	10-130	11	30	
Chloroform	ug/kg	8.3 U	828	828	864	935	104	113	63-130	8	30	
Chloromethane	ug/kg	16.6 U	828	828	901	960	109	116	58-130	6	30	
cis-1,2-Dichloroethene	ug/kg	8.3 U	828	828	837	898	101	108	66-130	7	30	
cis-1,3-Dichloropropene	ug/kg	8.3 U	828	828	765	830	92	100	67-130	8	30	
Dibromochloromethane	ug/kg	8.3 U	828	828	733	793	89	96	67-130	8	30	
Dibromomethane	ug/kg	8.3 U	828	828	783	833	95	101	63-131	6	30	
Dichlorodifluoromethane	ug/kg	16.6 U	828	828	881	915	106	111	44-180	4	30	
Diisopropyl ether	ug/kg	8.3 U	828	828	769	845	93	102	63-130	9	30	
Ethylbenzene	ug/kg	8.3 U	828	828	899	980	109	118	66-130	9	30	
Hexachloro-1,3-butadiene	ug/kg	16.6 U	828	828	863	852	104	103	64-150	1	30	
Isopropylbenzene (Cumene)	ug/kg	8.3 U	828	828	850	905	103	109	69-135	6	30	
m&p-Xylene	ug/kg	16.6 U	1650	1650	1660	1810	100	109	60-133	9	30	
Methyl-tert-butyl ether	ug/kg	8.3 U	828	828	740	821	89	99	65-130	10	30	
Methylene Chloride	ug/kg	33.1 U	828	828	917	979	111	118	61-130	6	30	
n-Butylbenzene	ug/kg	8.3 U	828	828	836	852	101	103	65-140	2	30	
n-Propylbenzene	ug/kg	8.3 U	828	828	850	897	103	108	67-140	5	30	
Naphthalene	ug/kg	8.3 U	828	828	724	814	87	98	15-145	12	30	
o-Xylene	ug/kg	8.3 U	828	828	817	890	99	107	66-133	9	30	
p-Isopropyltoluene	ug/kg	8.3 U	828	828	821	856	99	103	56-147	4	30	
sec-Butylbenzene	ug/kg	8.3 U	828	828	841	891	102	108	65-139	6	30	
Styrene	ug/kg	8.3 U	828	828	782	862	94	104	70-132	10	30	
tert-Butylbenzene	ug/kg	8.3 U	828	828	784	861	95	104	62-135	9	30	
Tetrachloroethene	ug/kg	8.3 U	828	828	753	796	91	96	70-135	6	30	
Toluene	ug/kg	8.3 U	828	828	781	845	94	102	67-130	8	30	
trans-1,2-Dichloroethene	ug/kg	8.3 U	828	828	861	917	104	111	69-130	6	30	
trans-1,3-Dichloropropene	ug/kg	8.3 U	828	828	746	816	90	99	62-130	9	30	
Trichloroethene	ug/kg	8.3 U	828	828	825	872	100	105	70-135	6	30	
Trichlorofluoromethane	ug/kg	8.3 U	828	828	314	335	38	40	10-130	6	30	
Vinyl acetate	ug/kg	82.8 U	1650	1650	1640	1820	99	110	53-130	10	30	
Vinyl chloride	ug/kg	16.6 U	828	828	880	930	106	112	61-148	6	30	
Xylene (Total)	ug/kg	16.6 U	2480	2480	2480	2700	100	109	63-132	9	30	
1,2-Dichloroethane-d4 (S)	%						112	109	70-130			
4-Bromofluorobenzene (S)	%						97	97	69-134			
Toluene-d8 (S)	%						100	101	70-130			

Results presented on this page are in the units indicated by the "Units" column except where an alternate unit is presented to the right of the result.

REPORT OF LABORATORY ANALYSIS

This report shall not be reproduced, except in full,
without the written consent of Pace Analytical Services, LLC.

Pace Analytical Services, LLC
9800 Kincey Ave. Suite 100
Huntersville, NC 28078
(704)875-9092

QUALITY CONTROL DATA

Project: CPC Huntersville/2020-L1-2448
Pace Project No.: 92546658

QC Batch: 630318
QC Batch Method: EPA 5035A/5030B
Analysis Method: EPA 8260D
Analysis Description: 8260D 5035A 5030B
Laboratory: Pace Analytical Services - Charlotte
Associated Lab Samples: 92546658004, 92546658010

METHOD BLANK: 3311776 Matrix: Solid
Associated Lab Samples: 92546658004, 92546658010

Parameter	Units	Blank Result	Reporting Limit	MDL	Analyzed	Qualifiers
1,1,1,2-Tetrachloroethane	ug/kg	ND	5.0	1.9	06/29/21 18:03	
1,1,1-Trichloroethane	ug/kg	ND	5.0	2.6	06/29/21 18:03	
1,1,2,2-Tetrachloroethane	ug/kg	ND	5.0	1.3	06/29/21 18:03	
1,1,2-Trichloroethane	ug/kg	ND	5.0	1.7	06/29/21 18:03	
1,1-Dichloroethane	ug/kg	ND	5.0	2.1	06/29/21 18:03	
1,1-Dichloroethene	ug/kg	ND	5.0	2.1	06/29/21 18:03	
1,1-Dichloropropene	ug/kg	ND	5.0	2.4	06/29/21 18:03	
1,2,3-Trichlorobenzene	ug/kg	ND	5.0	4.0	06/29/21 18:03	
1,2,3-Trichloropropane	ug/kg	ND	5.0	2.5	06/29/21 18:03	
1,2,4-Trichlorobenzene	ug/kg	ND	5.0	4.2	06/29/21 18:03	
1,2,4-Trimethylbenzene	ug/kg	ND	5.0	1.4	06/29/21 18:03	
1,2-Dibromo-3-chloropropane	ug/kg	ND	5.0	1.9	06/29/21 18:03	
1,2-Dibromoethane (EDB)	ug/kg	ND	5.0	2.2	06/29/21 18:03	
1,2-Dichlorobenzene	ug/kg	ND	5.0	1.8	06/29/21 18:03	
1,2-Dichloroethane	ug/kg	ND	5.0	3.3	06/29/21 18:03	
1,2-Dichloropropane	ug/kg	ND	5.0	1.5	06/29/21 18:03	
1,3,5-Trimethylbenzene	ug/kg	ND	5.0	1.7	06/29/21 18:03	
1,3-Dichlorobenzene	ug/kg	ND	5.0	1.6	06/29/21 18:03	
1,3-Dichloropropane	ug/kg	ND	5.0	1.6	06/29/21 18:03	
1,4-Dichlorobenzene	ug/kg	ND	5.0	1.3	06/29/21 18:03	
2,2-Dichloropropane	ug/kg	ND	5.0	1.6	06/29/21 18:03	
2-Butanone (MEK)	ug/kg	ND	100	24.0	06/29/21 18:03	
2-Chlorotoluene	ug/kg	ND	5.0	1.8	06/29/21 18:03	
2-Hexanone	ug/kg	ND	50.0	4.8	06/29/21 18:03	
4-Chlorotoluene	ug/kg	ND	5.0	0.88	06/29/21 18:03	
4-Methyl-2-pentanone (MIBK)	ug/kg	ND	50.0	4.8	06/29/21 18:03	
Acetone	ug/kg	ND	100	32.1	06/29/21 18:03	
Benzene	ug/kg	ND	5.0	2.0	06/29/21 18:03	
Bromobenzene	ug/kg	ND	5.0	1.6	06/29/21 18:03	
Bromochloromethane	ug/kg	ND	5.0	1.5	06/29/21 18:03	
Bromodichloromethane	ug/kg	ND	5.0	1.9	06/29/21 18:03	
Bromoform	ug/kg	ND	5.0	1.8	06/29/21 18:03	
Bromomethane	ug/kg	ND	10.0	7.9	06/29/21 18:03	IK
Carbon tetrachloride	ug/kg	ND	5.0	1.9	06/29/21 18:03	
Chlorobenzene	ug/kg	ND	5.0	0.96	06/29/21 18:03	
Chloroethane	ug/kg	ND	10.0	3.9	06/29/21 18:03	
Chloroform	ug/kg	ND	5.0	3.0	06/29/21 18:03	
Chloromethane	ug/kg	ND	10.0	4.2	06/29/21 18:03	
cis-1,2-Dichloroethene	ug/kg	ND	5.0	1.7	06/29/21 18:03	
cis-1,3-Dichloropropene	ug/kg	ND	5.0	1.4	06/29/21 18:03	

Results presented on this page are in the units indicated by the "Units" column except where an alternate unit is presented to the right of the result.

REPORT OF LABORATORY ANALYSIS

This report shall not be reproduced, except in full,
without the written consent of Pace Analytical Services, LLC.

Pace Analytical Services, LLC
9800 Kincey Ave. Suite 100
Huntersville, NC 28078
(704)875-9092

QUALITY CONTROL DATA

Project: CPC Huntersville/2020-L1-2448
Pace Project No.: 92546658

METHOD BLANK: 3311776 Matrix: Solid
Associated Lab Samples: 92546658004, 92546658010

Parameter	Units	Blank Result	Reporting Limit	MDL	Analyzed	Qualifiers
Dibromochloromethane	ug/kg	ND	5.0	2.8	06/29/21 18:03	
Dibromomethane	ug/kg	ND	5.0	1.1	06/29/21 18:03	
Dichlorodifluoromethane	ug/kg	ND	10.0	2.2	06/29/21 18:03	
Diisopropyl ether	ug/kg	ND	5.0	1.4	06/29/21 18:03	
Ethylbenzene	ug/kg	ND	5.0	2.3	06/29/21 18:03	
Hexachloro-1,3-butadiene	ug/kg	ND	10.0	8.2	06/29/21 18:03	
Isopropylbenzene (Cumene)	ug/kg	ND	5.0	1.7	06/29/21 18:03	
m&p-Xylene	ug/kg	ND	10.0	3.4	06/29/21 18:03	
Methyl-tert-butyl ether	ug/kg	ND	5.0	1.9	06/29/21 18:03	
Methylene Chloride	ug/kg	ND	20.0	13.7	06/29/21 18:03	
n-Butylbenzene	ug/kg	ND	5.0	2.4	06/29/21 18:03	
n-Propylbenzene	ug/kg	ND	5.0	1.8	06/29/21 18:03	
Naphthalene	ug/kg	ND	5.0	2.6	06/29/21 18:03	
o-Xylene	ug/kg	ND	5.0	2.2	06/29/21 18:03	
p-Isopropyltoluene	ug/kg	ND	5.0	2.5	06/29/21 18:03	
sec-Butylbenzene	ug/kg	ND	5.0	2.2	06/29/21 18:03	
Styrene	ug/kg	ND	5.0	1.3	06/29/21 18:03	
tert-Butylbenzene	ug/kg	ND	5.0	1.8	06/29/21 18:03	
Tetrachloroethene	ug/kg	ND	5.0	1.6	06/29/21 18:03	
Toluene	ug/kg	ND	5.0	1.4	06/29/21 18:03	
trans-1,2-Dichloroethene	ug/kg	ND	5.0	1.8	06/29/21 18:03	
trans-1,3-Dichloropropene	ug/kg	ND	5.0	1.7	06/29/21 18:03	
Trichloroethene	ug/kg	ND	5.0	1.3	06/29/21 18:03	
Trichlorofluoromethane	ug/kg	ND	5.0	2.8	06/29/21 18:03	
Vinyl acetate	ug/kg	ND	50.0	3.6	06/29/21 18:03	
Vinyl chloride	ug/kg	ND	10.0	2.5	06/29/21 18:03	
Xylene (Total)	ug/kg	ND	10.0	2.8	06/29/21 18:03	
1,2-Dichloroethane-d4 (S)	%	111	70-130		06/29/21 18:03	
4-Bromofluorobenzene (S)	%	97	69-134		06/29/21 18:03	
Toluene-d8 (S)	%	102	70-130		06/29/21 18:03	

LABORATORY CONTROL SAMPLE: 3311777

Parameter	Units	Spike Conc.	LCS Result	LCS % Rec	% Rec Limits	Qualifiers
1,1,1,2-Tetrachloroethane	ug/kg	1250	1050	84	70-130	
1,1,1-Trichloroethane	ug/kg	1250	967	77	70-130	
1,1,2,2-Tetrachloroethane	ug/kg	1250	1020	81	70-130	
1,1,2-Trichloroethane	ug/kg	1250	965	77	70-130	
1,1-Dichloroethane	ug/kg	1250	1100	88	70-130	
1,1-Dichloroethene	ug/kg	1250	1110	89	70-130	
1,1-Dichloropropene	ug/kg	1250	1050	84	70-130	
1,2,3-Trichlorobenzene	ug/kg	1250	1080	86	65-130	
1,2,3-Trichloropropane	ug/kg	1250	1060	85	70-130	
1,2,4-Trichlorobenzene	ug/kg	1250	1090	87	68-130	

Results presented on this page are in the units indicated by the "Units" column except where an alternate unit is presented to the right of the result.

REPORT OF LABORATORY ANALYSIS

This report shall not be reproduced, except in full,
without the written consent of Pace Analytical Services, LLC.

Pace Analytical Services, LLC
9800 Kincey Ave. Suite 100
Huntersville, NC 28078
(704)875-9092

QUALITY CONTROL DATA

Project: CPC Huntersville/2020-L1-2448
Pace Project No.: 92546658

LABORATORY CONTROL SAMPLE: 3311777

Parameter	Units	Spike Conc.	LCS Result	LCS % Rec	% Rec Limits	Qualifiers
1,2,4-Trimethylbenzene	ug/kg	1250	1050	84	70-130	
1,2-Dibromo-3-chloropropane	ug/kg	1250	1030	83	70-130	
1,2-Dibromoethane (EDB)	ug/kg	1250	1070	86	70-130	
1,2-Dichlorobenzene	ug/kg	1250	1050	84	70-130	
1,2-Dichloroethane	ug/kg	1250	1030	83	63-130	
1,2-Dichloropropane	ug/kg	1250	1070	85	70-130	
1,3,5-Trimethylbenzene	ug/kg	1250	1070	86	70-130	
1,3-Dichlorobenzene	ug/kg	1250	1060	85	70-130	
1,3-Dichloropropane	ug/kg	1250	1090	87	70-130	
1,4-Dichlorobenzene	ug/kg	1250	1060	84	70-130	
2,2-Dichloropropane	ug/kg	1250	985	79	66-130	
2-Butanone (MEK)	ug/kg	2500	2120	85	70-130	
2-Chlorotoluene	ug/kg	1250	1110	89	70-130	
2-Hexanone	ug/kg	2500	2220	89	70-130	
4-Chlorotoluene	ug/kg	1250	1040	83	70-130	
4-Methyl-2-pentanone (MIBK)	ug/kg	2500	2160	86	70-130	
Acetone	ug/kg	2500	2200	88	69-130	
Benzene	ug/kg	1250	1040	83	70-130	
Bromobenzene	ug/kg	1250	1100	88	70-130	
Bromochloromethane	ug/kg	1250	1080	86	70-130	
Bromodichloromethane	ug/kg	1250	955	76	69-130	
Bromoform	ug/kg	1250	1010	81	70-130	
Bromomethane	ug/kg	1250	1510	121	52-130	IK
Carbon tetrachloride	ug/kg	1250	1030	82	70-130	
Chlorobenzene	ug/kg	1250	1080	87	70-130	
Chloroethane	ug/kg	1250	1190	95	65-130	
Chloroform	ug/kg	1250	1150	92	70-130	
Chloromethane	ug/kg	1250	1030	82	55-130	
cis-1,2-Dichloroethene	ug/kg	1250	1080	86	70-130	
cis-1,3-Dichloropropene	ug/kg	1250	1040	83	70-130	
Dibromochloromethane	ug/kg	1250	1040	84	70-130	
Dibromomethane	ug/kg	1250	1050	84	70-130	
Dichlorodifluoromethane	ug/kg	1250	1070	86	45-156	
Diisopropyl ether	ug/kg	1250	1010	81	70-130	
Ethylbenzene	ug/kg	1250	1170	93	70-130	
Hexachloro-1,3-butadiene	ug/kg	1250	1110	89	66-130	
Isopropylbenzene (Cumene)	ug/kg	1250	1090	87	70-130	
m&p-Xylene	ug/kg	2500	2190	88	70-130	
Methyl-tert-butyl ether	ug/kg	1250	1000	80	70-130	
Methylene Chloride	ug/kg	1250	1190	96	65-130	
n-Butylbenzene	ug/kg	1250	1140	91	67-130	
n-Propylbenzene	ug/kg	1250	1110	88	70-130	
Naphthalene	ug/kg	1250	1030	82	70-130	
o-Xylene	ug/kg	1250	1090	87	70-130	
p-Isopropyltoluene	ug/kg	1250	1080	87	67-130	
sec-Butylbenzene	ug/kg	1250	1080	86	69-130	
Styrene	ug/kg	1250	1080	86	70-130	

Results presented on this page are in the units indicated by the "Units" column except where an alternate unit is presented to the right of the result.

REPORT OF LABORATORY ANALYSIS

This report shall not be reproduced, except in full,
without the written consent of Pace Analytical Services, LLC.

Pace Analytical Services, LLC
9800 Kincey Ave. Suite 100
Huntersville, NC 28078
(704)875-9092

QUALITY CONTROL DATA

Project: CPC Huntersville/2020-L1-2448
Pace Project No.: 92546658

LABORATORY CONTROL SAMPLE: 3311777

Parameter	Units	Spike Conc.	LCS Result	LCS % Rec	% Rec Limits	Qualifiers
tert-Butylbenzene	ug/kg	1250	1020	82	67-130	
Tetrachloroethene	ug/kg	1250	990	79	70-130	
Toluene	ug/kg	1250	1010	81	70-130	
trans-1,2-Dichloroethene	ug/kg	1250	1100	88	70-130	
trans-1,3-Dichloropropene	ug/kg	1250	1050	84	68-130	
Trichloroethene	ug/kg	1250	1040	83	70-130	
Trichlorofluoromethane	ug/kg	1250	1030	83	70-130	
Vinyl acetate	ug/kg	2500	2360	95	70-130	
Vinyl chloride	ug/kg	1250	1100	88	61-130	
Xylene (Total)	ug/kg	3750	3280	87	70-130	
1,2-Dichloroethane-d4 (S)	%			102	70-130	
4-Bromofluorobenzene (S)	%			97	69-134	
Toluene-d8 (S)	%			102	70-130	

MATRIX SPIKE SAMPLE: 3311779

Parameter	Units	92546598003 Result	Spike Conc.	MS Result	MS % Rec	% Rec Limits	Qualifiers
1,1,1,2-Tetrachloroethane	ug/kg	41.3 U	4120	4250	103	70-131	
1,1,1-Trichloroethane	ug/kg	41.3 U	4120	4030	98	65-133	
1,1,2,2-Tetrachloroethane	ug/kg	41.3 U	4120	4030	98	66-130	
1,1,2-Trichloroethane	ug/kg	41.3 U	4120	3880	94	66-133	
1,1-Dichloroethane	ug/kg	41.3 U	4120	4390	106	65-130	
1,1-Dichloroethene	ug/kg	41.3 U	4120	4740	115	10-158	
1,1-Dichloropropene	ug/kg	41.3 U	4120	4420	107	68-133	
1,2,3-Trichlorobenzene	ug/kg	41.3 U	4120	4380	106	27-138	
1,2,3-Trichloropropane	ug/kg	41.3 U	4120	4230	103	67-130	
1,2,4-Trichlorobenzene	ug/kg	41.3 U	4120	4380	106	51-134	
1,2,4-Trimethylbenzene	ug/kg	41.3 U	4120	4360	106	63-136	
1,2-Dibromo-3-chloropropane	ug/kg	41.3 U	4120	3860	93	32-130	
1,2-Dibromoethane (EDB)	ug/kg	41.3 U	4120	4230	102	70-130	
1,2-Dichlorobenzene	ug/kg	41.3 U	4120	4120	100	69-130	
1,2-Dichloroethane	ug/kg	41.3 U	4120	4070	99	59-130	
1,2-Dichloropropane	ug/kg	41.3 U	4120	4360	106	70-130	
1,3,5-Trimethylbenzene	ug/kg	41.3 U	4120	4280	104	65-137	
1,3-Dichlorobenzene	ug/kg	41.3 U	4120	4140	100	70-130	
1,3-Dichloropropane	ug/kg	41.3 U	4120	4350	105	70-130	
1,4-Dichlorobenzene	ug/kg	41.3 U	4120	4240	103	68-130	
2,2-Dichloropropane	ug/kg	41.3 U	4120	4140	100	32-130	
2-Butanone (MEK)	ug/kg	826 U	8260	8720	106	10-136	
2-Chlorotoluene	ug/kg	41.3 U	4120	4370	106	69-141	
2-Hexanone	ug/kg	413 U	8260	8600	104	10-144	
4-Chlorotoluene	ug/kg	41.3 U	4120	4180	101	70-132	
4-Methyl-2-pentanone (MIBK)	ug/kg	413 U	8260	8290	100	25-143	
Acetone	ug/kg	1100	8260	10700	116	10-130	
Benzene	ug/kg	41.3 U	4120	4280	104	67-130	

Results presented on this page are in the units indicated by the "Units" column except where an alternate unit is presented to the right of the result.

REPORT OF LABORATORY ANALYSIS

This report shall not be reproduced, except in full,
without the written consent of Pace Analytical Services, LLC.

Pace Analytical Services, LLC
9800 Kincey Ave. Suite 100
Huntersville, NC 28078
(704)875-9092

QUALITY CONTROL DATA

Project: CPC Huntersville/2020-L1-2448
Pace Project No.: 92546658

MATRIX SPIKE SAMPLE: 3311779

Parameter	Units	92546598003 Result	Spike Conc.	MS Result	MS % Rec	% Rec Limits	Qualifiers
Bromobenzene	ug/kg	41.3 U	4120	4300	104	70-130	
Bromochloromethane	ug/kg	41.3 U	4120	4220	102	69-134	
Bromodichloromethane	ug/kg	41.3 U	4120	3760	91	64-130	
Bromoform	ug/kg	41.3 U	4120	3810	92	62-130	
Bromomethane	ug/kg	82.6 U	4120	4300	104	20-176	IK
Carbon tetrachloride	ug/kg	41.3 U	4120	4330	105	65-140	
Chlorobenzene	ug/kg	41.3 U	4120	4470	108	70-130	
Chloroethane	ug/kg	82.6 U	4120	4270	103	10-130	
Chloroform	ug/kg	41.3 U	4120	4560	110	63-130	
Chloromethane	ug/kg	82.6 U	4120	4460	108	58-130	
cis-1,2-Dichloroethene	ug/kg	1150	4120	5400	103	66-130	
cis-1,3-Dichloropropene	ug/kg	41.3 U	4120	4160	101	67-130	
Dibromochloromethane	ug/kg	41.3 U	4120	4090	99	67-130	
Dibromomethane	ug/kg	41.3 U	4120	4150	101	63-131	
Dichlorodifluoromethane	ug/kg	82.6 U	4120	4790	116	44-180	
Diisopropyl ether	ug/kg	41.3 U	4120	3920	95	63-130	
Ethylbenzene	ug/kg	41.3 U	4120	4860	118	66-130	
Hexachloro-1,3-butadiene	ug/kg	82.6 U	4120	4950	120	64-150	
Isopropylbenzene (Cumene)	ug/kg	41.3 U	4120	4640	112	69-135	
m&p-Xylene	ug/kg	82.6 U	8260	9090	110	60-133	
Methyl-tert-butyl ether	ug/kg	41.3 U	4120	3850	93	65-130	
Methylene Chloride	ug/kg	165 U	4120	5350	130	61-130	
n-Butylbenzene	ug/kg	41.3 U	4120	4770	115	65-140	
n-Propylbenzene	ug/kg	41.3 U	4120	4570	111	67-140	
Naphthalene	ug/kg	41.3 U	4120	4040	98	15-145	
o-Xylene	ug/kg	41.3 U	4120	4450	108	66-133	
p-Isopropyltoluene	ug/kg	41.3 U	4120	4500	109	56-147	
sec-Butylbenzene	ug/kg	41.3 U	4120	4570	111	65-139	
Styrene	ug/kg	41.3 U	4120	4370	106	70-132	
tert-Butylbenzene	ug/kg	41.3 U	4120	4210	102	62-135	
Tetrachloroethene	ug/kg	41.3 U	4120	4220	102	70-135	
Toluene	ug/kg	50.2	4120	4210	101	67-130	
trans-1,2-Dichloroethene	ug/kg	106	4120	4610	109	69-130	
trans-1,3-Dichloropropene	ug/kg	41.3 U	4120	4120	100	62-130	
Trichloroethene	ug/kg	31700	4120	36100	106	70-135	
Trichlorofluoromethane	ug/kg	41.3 U	4120	5190	126	10-130	
Vinyl acetate	ug/kg	413 U	8260	8980	109	53-130	
Vinyl chloride	ug/kg	82.6 U	4120	4640	112	61-148	
Xylene (Total)	ug/kg	82.6 U	12400	13500	109	63-132	
1,2-Dichloroethane-d4 (S)	%				108	70-130	
4-Bromofluorobenzene (S)	%				98	69-134	
Toluene-d8 (S)	%				101	70-130	

Results presented on this page are in the units indicated by the "Units" column except where an alternate unit is presented to the right of the result.

REPORT OF LABORATORY ANALYSIS

This report shall not be reproduced, except in full,
without the written consent of Pace Analytical Services, LLC.

Pace Analytical Services, LLC
9800 Kincey Ave. Suite 100
Huntersville, NC 28078
(704)875-9092

QUALITY CONTROL DATA

Project: CPC Huntersville/2020-L1-2448
Pace Project No.: 92546658

SAMPLE DUPLICATE: 3311778

Parameter	Units	92546658010 Result	Dup Result	RPD	Max RPD	Qualifiers
1,1,1,2-Tetrachloroethane	ug/kg	ND	ND		30	
1,1,1-Trichloroethane	ug/kg	ND	ND		30	
1,1,2,2-Tetrachloroethane	ug/kg	ND	ND		30	
1,1,2-Trichloroethane	ug/kg	ND	ND		30	
1,1-Dichloroethane	ug/kg	ND	ND		30	
1,1-Dichloroethene	ug/kg	ND	ND		30	
1,1-Dichloropropene	ug/kg	ND	ND		30	
1,2,3-Trichlorobenzene	ug/kg	ND	ND		30	
1,2,3-Trichloropropane	ug/kg	ND	ND		30	
1,2,4-Trichlorobenzene	ug/kg	ND	ND		30	
1,2,4-Trimethylbenzene	ug/kg	22.9	23.2	1	30	
1,2-Dibromo-3-chloropropane	ug/kg	ND	ND		30	
1,2-Dibromoethane (EDB)	ug/kg	ND	ND		30	
1,2-Dichlorobenzene	ug/kg	ND	ND		30	
1,2-Dichloroethane	ug/kg	ND	ND		30	
1,2-Dichloropropane	ug/kg	ND	ND		30	
1,3,5-Trimethylbenzene	ug/kg	ND	ND		30	
1,3-Dichlorobenzene	ug/kg	ND	ND		30	
1,3-Dichloropropane	ug/kg	ND	ND		30	
1,4-Dichlorobenzene	ug/kg	ND	ND		30	
2,2-Dichloropropane	ug/kg	ND	ND		30	
2-Butanone (MEK)	ug/kg	ND	ND		30	
2-Chlorotoluene	ug/kg	ND	ND		30	
2-Hexanone	ug/kg	ND	ND		30	
4-Chlorotoluene	ug/kg	ND	ND		30	
4-Methyl-2-pentanone (MIBK)	ug/kg	ND	ND		30	
Acetone	ug/kg	ND	ND		30	
Benzene	ug/kg	ND	ND		30	
Bromobenzene	ug/kg	ND	ND		30	
Bromochloromethane	ug/kg	ND	ND		30	
Bromodichloromethane	ug/kg	ND	ND		30	
Bromoform	ug/kg	ND	ND		30	
Bromomethane	ug/kg	ND	ND		30	IK
Carbon tetrachloride	ug/kg	ND	ND		30	
Chlorobenzene	ug/kg	ND	ND		30	
Chloroethane	ug/kg	ND	ND		30	
Chloroform	ug/kg	ND	ND		30	
Chloromethane	ug/kg	ND	ND		30	
cis-1,2-Dichloroethene	ug/kg	ND	ND		30	
cis-1,3-Dichloropropene	ug/kg	ND	ND		30	
Dibromochloromethane	ug/kg	ND	ND		30	
Dibromomethane	ug/kg	ND	ND		30	
Dichlorodifluoromethane	ug/kg	ND	ND		30	
Diisopropyl ether	ug/kg	ND	ND		30	
Ethylbenzene	ug/kg	ND	4.2J		30	
Hexachloro-1,3-butadiene	ug/kg	ND	ND		30	
Isopropylbenzene (Cumene)	ug/kg	ND	ND		30	

Results presented on this page are in the units indicated by the "Units" column except where an alternate unit is presented to the right of the result.

REPORT OF LABORATORY ANALYSIS

This report shall not be reproduced, except in full,
without the written consent of Pace Analytical Services, LLC.

Pace Analytical Services, LLC
9800 Kincey Ave. Suite 100
Huntersville, NC 28078
(704)875-9092

QUALITY CONTROL DATA

Project: CPC Huntersville/2020-L1-2448
Pace Project No.: 92546658

SAMPLE DUPLICATE: 3311778

Parameter	Units	92546658010 Result	Dup Result	RPD	Max RPD	Qualifiers
m&p-Xylene	ug/kg	46.3	47.8	3	30	
Methyl-tert-butyl ether	ug/kg	ND	ND		30	
Methylene Chloride	ug/kg	ND	ND		30	
n-Butylbenzene	ug/kg	ND	ND		30	
n-Propylbenzene	ug/kg	ND	ND		30	
Naphthalene	ug/kg	ND	ND		30	
o-Xylene	ug/kg	23.8	ND		30	
p-Isopropyltoluene	ug/kg	352	367	4	30	
sec-Butylbenzene	ug/kg	ND	ND		30	
Styrene	ug/kg	ND	ND		30	
tert-Butylbenzene	ug/kg	ND	ND		30	
Tetrachloroethene	ug/kg	ND	ND		30	
Toluene	ug/kg	18.7	21.4	14	30	
trans-1,2-Dichloroethene	ug/kg	ND	ND		30	
trans-1,3-Dichloropropene	ug/kg	ND	ND		30	
Trichloroethene	ug/kg	ND	ND		30	
Trichlorofluoromethane	ug/kg	ND	ND		30	
Vinyl acetate	ug/kg	ND	ND		30	
Vinyl chloride	ug/kg	ND	ND		30	
Xylene (Total)	ug/kg	70.1	47.8	38	30	
1,2-Dichloroethane-d4 (S)	%	109	113			
4-Bromofluorobenzene (S)	%	100	102			
Toluene-d8 (S)	%	102	102			

Results presented on this page are in the units indicated by the "Units" column except where an alternate unit is presented to the right of the result.

REPORT OF LABORATORY ANALYSIS

This report shall not be reproduced, except in full,
without the written consent of Pace Analytical Services, LLC.

Pace Analytical Services, LLC
9800 Kincey Ave. Suite 100
Huntersville, NC 28078
(704)875-9092

QUALITY CONTROL DATA

Project: CPC Huntersville/2020-L1-2448
Pace Project No.: 92546658

QC Batch: 630629
QC Batch Method: EPA 5035A/5030B
Analysis Method: EPA 8260D
Analysis Description: 8260D 5035A 5030B
Laboratory: Pace Analytical Services - Charlotte
Associated Lab Samples: 92546658003, 92546658005, 92546658008, 92546658009

METHOD BLANK: 3313351 Matrix: Solid
Associated Lab Samples: 92546658003, 92546658005, 92546658008, 92546658009

Parameter	Units	Blank Result	Reporting Limit	MDL	Analyzed	Qualifiers
1,1,1,2-Tetrachloroethane	ug/kg	ND	5.0	1.9	06/30/21 19:59	
1,1,1-Trichloroethane	ug/kg	ND	5.0	2.6	06/30/21 19:59	
1,1,2,2-Tetrachloroethane	ug/kg	ND	5.0	1.3	06/30/21 19:59	
1,1,2-Trichloroethane	ug/kg	ND	5.0	1.7	06/30/21 19:59	
1,1-Dichloroethane	ug/kg	ND	5.0	2.1	06/30/21 19:59	
1,1-Dichloroethene	ug/kg	ND	5.0	2.1	06/30/21 19:59	
1,1-Dichloropropene	ug/kg	ND	5.0	2.4	06/30/21 19:59	
1,2,3-Trichlorobenzene	ug/kg	ND	5.0	4.0	06/30/21 19:59	
1,2,3-Trichloropropane	ug/kg	ND	5.0	2.5	06/30/21 19:59	
1,2,4-Trichlorobenzene	ug/kg	ND	5.0	4.2	06/30/21 19:59	
1,2,4-Trimethylbenzene	ug/kg	ND	5.0	1.4	06/30/21 19:59	
1,2-Dibromo-3-chloropropane	ug/kg	ND	5.0	1.9	06/30/21 19:59	
1,2-Dibromoethane (EDB)	ug/kg	ND	5.0	2.2	06/30/21 19:59	
1,2-Dichlorobenzene	ug/kg	ND	5.0	1.8	06/30/21 19:59	
1,2-Dichloroethane	ug/kg	ND	5.0	3.3	06/30/21 19:59	
1,2-Dichloropropane	ug/kg	ND	5.0	1.5	06/30/21 19:59	
1,3,5-Trimethylbenzene	ug/kg	ND	5.0	1.7	06/30/21 19:59	
1,3-Dichlorobenzene	ug/kg	ND	5.0	1.6	06/30/21 19:59	
1,3-Dichloropropane	ug/kg	ND	5.0	1.6	06/30/21 19:59	
1,4-Dichlorobenzene	ug/kg	ND	5.0	1.3	06/30/21 19:59	
2,2-Dichloropropane	ug/kg	ND	5.0	1.6	06/30/21 19:59	
2-Butanone (MEK)	ug/kg	ND	100	24.0	06/30/21 19:59	
2-Chlorotoluene	ug/kg	ND	5.0	1.8	06/30/21 19:59	
2-Hexanone	ug/kg	ND	50.0	4.8	06/30/21 19:59	
4-Chlorotoluene	ug/kg	ND	5.0	0.88	06/30/21 19:59	
4-Methyl-2-pentanone (MIBK)	ug/kg	ND	50.0	4.8	06/30/21 19:59	
Acetone	ug/kg	ND	100	32.1	06/30/21 19:59	
Benzene	ug/kg	ND	5.0	2.0	06/30/21 19:59	
Bromobenzene	ug/kg	ND	5.0	1.6	06/30/21 19:59	
Bromochloromethane	ug/kg	ND	5.0	1.5	06/30/21 19:59	
Bromodichloromethane	ug/kg	ND	5.0	1.9	06/30/21 19:59	
Bromoform	ug/kg	ND	5.0	1.8	06/30/21 19:59	
Bromomethane	ug/kg	ND	10.0	7.9	06/30/21 19:59	IK,v1
Carbon tetrachloride	ug/kg	ND	5.0	1.9	06/30/21 19:59	
Chlorobenzene	ug/kg	ND	5.0	0.96	06/30/21 19:59	
Chloroethane	ug/kg	ND	10.0	3.9	06/30/21 19:59	
Chloroform	ug/kg	ND	5.0	3.0	06/30/21 19:59	
Chloromethane	ug/kg	ND	10.0	4.2	06/30/21 19:59	
cis-1,2-Dichloroethene	ug/kg	ND	5.0	1.7	06/30/21 19:59	
cis-1,3-Dichloropropene	ug/kg	ND	5.0	1.4	06/30/21 19:59	

Results presented on this page are in the units indicated by the "Units" column except where an alternate unit is presented to the right of the result.

REPORT OF LABORATORY ANALYSIS

This report shall not be reproduced, except in full,
without the written consent of Pace Analytical Services, LLC.

Pace Analytical Services, LLC
9800 Kincey Ave. Suite 100
Huntersville, NC 28078
(704)875-9092

QUALITY CONTROL DATA

Project: CPC Huntersville/2020-L1-2448
Pace Project No.: 92546658

METHOD BLANK: 3313351 Matrix: Solid
Associated Lab Samples: 92546658003, 92546658005, 92546658008, 92546658009

Parameter	Units	Blank Result	Reporting Limit	MDL	Analyzed	Qualifiers
Dibromochloromethane	ug/kg	ND	5.0	2.8	06/30/21 19:59	
Dibromomethane	ug/kg	ND	5.0	1.1	06/30/21 19:59	
Dichlorodifluoromethane	ug/kg	ND	10.0	2.2	06/30/21 19:59	
Diisopropyl ether	ug/kg	ND	5.0	1.4	06/30/21 19:59	
Ethylbenzene	ug/kg	ND	5.0	2.3	06/30/21 19:59	
Hexachloro-1,3-butadiene	ug/kg	ND	10.0	8.2	06/30/21 19:59	
Isopropylbenzene (Cumene)	ug/kg	ND	5.0	1.7	06/30/21 19:59	
m&p-Xylene	ug/kg	ND	10.0	3.4	06/30/21 19:59	
Methyl-tert-butyl ether	ug/kg	ND	5.0	1.9	06/30/21 19:59	
Methylene Chloride	ug/kg	ND	20.0	13.7	06/30/21 19:59	
n-Butylbenzene	ug/kg	ND	5.0	2.4	06/30/21 19:59	
n-Propylbenzene	ug/kg	ND	5.0	1.8	06/30/21 19:59	
Naphthalene	ug/kg	ND	5.0	2.6	06/30/21 19:59	
o-Xylene	ug/kg	ND	5.0	2.2	06/30/21 19:59	
p-Isopropyltoluene	ug/kg	ND	5.0	2.5	06/30/21 19:59	
sec-Butylbenzene	ug/kg	ND	5.0	2.2	06/30/21 19:59	
Styrene	ug/kg	ND	5.0	1.3	06/30/21 19:59	
tert-Butylbenzene	ug/kg	ND	5.0	1.8	06/30/21 19:59	
Tetrachloroethene	ug/kg	ND	5.0	1.6	06/30/21 19:59	
Toluene	ug/kg	ND	5.0	1.4	06/30/21 19:59	
trans-1,2-Dichloroethene	ug/kg	ND	5.0	1.8	06/30/21 19:59	
trans-1,3-Dichloropropene	ug/kg	ND	5.0	1.7	06/30/21 19:59	
Trichloroethene	ug/kg	ND	5.0	1.3	06/30/21 19:59	
Trichlorofluoromethane	ug/kg	ND	5.0	2.8	06/30/21 19:59	
Vinyl acetate	ug/kg	ND	50.0	3.6	06/30/21 19:59	
Vinyl chloride	ug/kg	ND	10.0	2.5	06/30/21 19:59	
Xylene (Total)	ug/kg	ND	10.0	2.8	06/30/21 19:59	
1,2-Dichloroethane-d4 (S)	%	114	70-130		06/30/21 19:59	
4-Bromofluorobenzene (S)	%	98	69-134		06/30/21 19:59	
Toluene-d8 (S)	%	101	70-130		06/30/21 19:59	

LABORATORY CONTROL SAMPLE: 3313352

Parameter	Units	Spike Conc.	LCS Result	LCS % Rec	% Rec Limits	Qualifiers
1,1,1,2-Tetrachloroethane	ug/kg	1250	1000	80	70-130	
1,1,1-Trichloroethane	ug/kg	1250	912	73	70-130	
1,1,2,2-Tetrachloroethane	ug/kg	1250	959	77	70-130	
1,1,2-Trichloroethane	ug/kg	1250	924	74	70-130	
1,1-Dichloroethane	ug/kg	1250	1030	83	70-130	
1,1-Dichloroethene	ug/kg	1250	1050	84	70-130	
1,1-Dichloropropene	ug/kg	1250	994	80	70-130	
1,2,3-Trichlorobenzene	ug/kg	1250	1040	83	65-130	
1,2,3-Trichloropropane	ug/kg	1250	1010	81	70-130	
1,2,4-Trichlorobenzene	ug/kg	1250	1040	83	68-130	

Results presented on this page are in the units indicated by the "Units" column except where an alternate unit is presented to the right of the result.

REPORT OF LABORATORY ANALYSIS

This report shall not be reproduced, except in full,
without the written consent of Pace Analytical Services, LLC.

Pace Analytical Services, LLC
9800 Kincey Ave. Suite 100
Huntersville, NC 28078
(704)875-9092

QUALITY CONTROL DATA

Project: CPC Huntersville/2020-L1-2448
Pace Project No.: 92546658

LABORATORY CONTROL SAMPLE: 3313352

Parameter	Units	Spike Conc.	LCS Result	LCS % Rec	% Rec Limits	Qualifiers
1,2,4-Trimethylbenzene	ug/kg	1250	1030	82	70-130	
1,2-Dibromo-3-chloropropane	ug/kg	1250	952	76	70-130	
1,2-Dibromoethane (EDB)	ug/kg	1250	1010	81	70-130	
1,2-Dichlorobenzene	ug/kg	1250	996	80	70-130	
1,2-Dichloroethane	ug/kg	1250	968	77	63-130	
1,2-Dichloropropane	ug/kg	1250	1020	81	70-130	
1,3,5-Trimethylbenzene	ug/kg	1250	1020	82	70-130	
1,3-Dichlorobenzene	ug/kg	1250	1010	81	70-130	
1,3-Dichloropropane	ug/kg	1250	1040	83	70-130	
1,4-Dichlorobenzene	ug/kg	1250	1010	81	70-130	
2,2-Dichloropropane	ug/kg	1250	934	75	66-130	
2-Butanone (MEK)	ug/kg	2500	2050	82	70-130	
2-Chlorotoluene	ug/kg	1250	1070	86	70-130	
2-Hexanone	ug/kg	2500	2130	85	70-130	
4-Chlorotoluene	ug/kg	1250	998	80	70-130	
4-Methyl-2-pentanone (MIBK)	ug/kg	2500	2030	81	70-130	
Acetone	ug/kg	2500	2180	87	69-130	
Benzene	ug/kg	1250	994	80	70-130	
Bromobenzene	ug/kg	1250	1060	85	70-130	
Bromochloromethane	ug/kg	1250	1020	82	70-130	
Bromodichloromethane	ug/kg	1250	901	72	69-130	
Bromoform	ug/kg	1250	947	76	70-130	
Bromomethane	ug/kg	1250	1350	108	52-130	IK,v1
Carbon tetrachloride	ug/kg	1250	993	79	70-130	
Chlorobenzene	ug/kg	1250	1030	82	70-130	
Chloroethane	ug/kg	1250	1110	89	65-130	
Chloroform	ug/kg	1250	1080	86	70-130	
Chloromethane	ug/kg	1250	969	77	55-130	
cis-1,2-Dichloroethene	ug/kg	1250	1010	81	70-130	
cis-1,3-Dichloropropene	ug/kg	1250	998	80	70-130	
Dibromochloromethane	ug/kg	1250	989	79	70-130	
Dibromomethane	ug/kg	1250	1000	80	70-130	
Dichlorodifluoromethane	ug/kg	1250	1040	83	45-156	
Diisopropyl ether	ug/kg	1250	938	75	70-130	
Ethylbenzene	ug/kg	1250	1130	90	70-130	
Hexachloro-1,3-butadiene	ug/kg	1250	1080	87	66-130	
Isopropylbenzene (Cumene)	ug/kg	1250	1050	84	70-130	
m&p-Xylene	ug/kg	2500	2080	83	70-130	
Methyl-tert-butyl ether	ug/kg	1250	940	75	70-130	
Methylene Chloride	ug/kg	1250	1100	88	65-130	
n-Butylbenzene	ug/kg	1250	1090	87	67-130	
n-Propylbenzene	ug/kg	1250	1060	85	70-130	
Naphthalene	ug/kg	1250	993	79	70-130	
o-Xylene	ug/kg	1250	1030	83	70-130	
p-Isopropyltoluene	ug/kg	1250	1040	83	67-130	
sec-Butylbenzene	ug/kg	1250	1050	84	69-130	
Styrene	ug/kg	1250	1040	83	70-130	

Results presented on this page are in the units indicated by the "Units" column except where an alternate unit is presented to the right of the result.

REPORT OF LABORATORY ANALYSIS

This report shall not be reproduced, except in full,
without the written consent of Pace Analytical Services, LLC.

Pace Analytical Services, LLC
9800 Kincey Ave. Suite 100
Huntersville, NC 28078
(704)875-9092

QUALITY CONTROL DATA

Project: CPC Huntersville/2020-L1-2448
Pace Project No.: 92546658

LABORATORY CONTROL SAMPLE: 3313352

Parameter	Units	Spike Conc.	LCS Result	LCS % Rec	% Rec Limits	Qualifiers
tert-Butylbenzene	ug/kg	1250	982	79	67-130	
Tetrachloroethene	ug/kg	1250	957	77	70-130	
Toluene	ug/kg	1250	967	77	70-130	
trans-1,2-Dichloroethene	ug/kg	1250	1030	83	70-130	
trans-1,3-Dichloropropene	ug/kg	1250	1000	80	68-130	
Trichloroethene	ug/kg	1250	1000	80	70-130	
Trichlorofluoromethane	ug/kg	1250	984	79	70-130	
Vinyl acetate	ug/kg	2500	2200	88	70-130	
Vinyl chloride	ug/kg	1250	1030	82	61-130	
Xylene (Total)	ug/kg	3750	3110	83	70-130	
1,2-Dichloroethane-d4 (S)	%			101	70-130	
4-Bromofluorobenzene (S)	%			97	69-134	
Toluene-d8 (S)	%			101	70-130	

MATRIX SPIKE & MATRIX SPIKE DUPLICATE: 3313353 3313354

Parameter	Units	92546589011 Result	MS Spike Conc.	MSD Spike Conc.	MS Result	MSD Result	MS % Rec	MSD % Rec	% Rec Limits	RPD	Max RPD	Qual
1,1,1,2-Tetrachloroethane	ug/kg	ND	5840	5840	5950	6230	102	107	70-131	5	30	
1,1,1-Trichloroethane	ug/kg	ND	5840	5840	5560	5750	95	99	65-133	3	30	
1,1,2,2-Tetrachloroethane	ug/kg	ND	5840	5840	5660	5860	97	101	66-130	4	30	
1,1,2-Trichloroethane	ug/kg	ND	5840	5840	5610	5900	96	101	66-133	5	30	
1,1-Dichloroethane	ug/kg	ND	5840	5840	6080	6270	104	108	65-130	3	30	
1,1-Dichloroethene	ug/kg	ND	5840	5840	6360	6650	109	114	10-158	4	30	
1,1-Dichloropropene	ug/kg	ND	5840	5840	6020	6260	103	107	68-133	4	30	
1,2,3-Trichlorobenzene	ug/kg	ND	5840	5840	5750	6250	99	107	27-138	8	30	
1,2,3-Trichloropropane	ug/kg	ND	5840	5840	5710	5920	98	102	67-130	4	30	
1,2,4-Trichlorobenzene	ug/kg	ND	5840	5840	5780	6190	99	106	51-134	7	30	
1,2,4-Trimethylbenzene	ug/kg	31800	5840	5840	36700	38800	84	120	63-136	5	30	
1,2-Dibromo-3-chloropropane	ug/kg	ND	5840	5840	5630	5700	97	98	32-130	1	30	
1,2-Dibromoethane (EDB)	ug/kg	ND	5840	5840	5960	6260	102	107	70-130	5	30	
1,2-Dichlorobenzene	ug/kg	ND	5840	5840	5790	6130	99	105	69-130	6	30	
1,2-Dichloroethane	ug/kg	ND	5840	5840	5620	5890	96	101	59-130	5	30	
1,2-Dichloropropane	ug/kg	ND	5840	5840	5990	6250	103	107	70-130	4	30	
1,3,5-Trimethylbenzene	ug/kg	9040	5840	5840	14900	15500	101	112	65-137	4	30	
1,3-Dichlorobenzene	ug/kg	ND	5840	5840	5830	6090	100	105	70-130	4	30	
1,3-Dichloropropane	ug/kg	ND	5840	5840	6120	6380	105	109	70-130	4	30	
1,4-Dichlorobenzene	ug/kg	ND	5840	5840	5740	6040	98	104	68-130	5	30	
2,2-Dichloropropane	ug/kg	ND	5840	5840	4660	4880	80	84	32-130	5	30	
2-Butanone (MEK)	ug/kg	ND	11700	11700	12200	12700	105	109	10-136	4	30	
2-Chlorotoluene	ug/kg	ND	5840	5840	7030	7390	121	127	69-141	5	30	
2-Hexanone	ug/kg	ND	11700	11700	12200	12800	105	110	10-144	5	30	
4-Chlorotoluene	ug/kg	ND	5840	5840	5780	6120	99	105	70-132	6	30	
4-Methyl-2-pentanone (MIBK)	ug/kg	1070	11700	11700	12400	12900	97	101	25-143	4	30	

Results presented on this page are in the units indicated by the "Units" column except where an alternate unit is presented to the right of the result.

REPORT OF LABORATORY ANALYSIS

This report shall not be reproduced, except in full,
without the written consent of Pace Analytical Services, LLC.

Pace Analytical Services, LLC
9800 Kincey Ave. Suite 100
Huntersville, NC 28078
(704)875-9092

QUALITY CONTROL DATA

Project: CPC Huntersville/2020-L1-2448
Pace Project No.: 92546658

MATRIX SPIKE & MATRIX SPIKE DUPLICATE: 3313353 3313354

Parameter	Units	92546589011 Result	MS Spike Conc.	MSD Spike Conc.	MS Result	MSD Result	MS % Rec	MSD % Rec	% Rec Limits	RPD	Max RPD	Qual
Acetone	ug/kg	1520	11700	11700	13800	14100	105	108	10-130	3	30	
Benzene	ug/kg	2200	5840	5840	8050	8210	100	103	67-130	2	30	
Bromobenzene	ug/kg	ND	5840	5840	6070	6340	104	109	70-130	4	30	
Bromochloromethane	ug/kg	ND	5840	5840	5900	6150	101	105	69-134	4	30	
Bromodichloromethane	ug/kg	ND	5840	5840	5270	5350	90	92	64-130	1	30	
Bromoform	ug/kg	ND	5840	5840	5330	5610	91	96	62-130	5	30	
Bromomethane	ug/kg	ND	5840	5840	6140	5750	105	99	20-176	7	30	IK,v1
Carbon tetrachloride	ug/kg	ND	5840	5840	5990	6130	103	105	65-140	2	30	
Chlorobenzene	ug/kg	ND	5840	5840	6230	6480	107	111	70-130	4	30	
Chloroethane	ug/kg	ND	5840	5840	7550	7740	129	133	10-130	3	30	M1
Chloroform	ug/kg	ND	5840	5840	6280	6520	108	112	63-130	4	30	
Chloromethane	ug/kg	ND	5840	5840	5940	6110	102	105	58-130	3	30	
cis-1,2-Dichloroethene	ug/kg	ND	5840	5840	5890	6090	101	104	66-130	3	30	
cis-1,3-Dichloropropene	ug/kg	ND	5840	5840	5550	5740	95	98	67-130	3	30	
Dibromochloromethane	ug/kg	ND	5840	5840	5690	5920	98	102	67-130	4	30	
Dibromomethane	ug/kg	ND	5840	5840	5730	5960	98	102	63-131	4	30	
Dichlorodifluoromethane	ug/kg	ND	5840	5840	6340	6610	109	113	44-180	4	30	
Diisopropyl ether	ug/kg	116	5840	5840	5500	5720	92	96	63-130	4	30	
Ethylbenzene	ug/kg	14700	5840	5840	21000	21800	109	122	66-130	4	30	
Hexachloro-1,3-butadiene	ug/kg	ND	5840	5840	6560	7250	113	124	64-150	10	30	
Isopropylbenzene (Cumene)	ug/kg	ND	5840	5840	7680	8020	132	138	69-135	4	30	M1
m&p-Xylene	ug/kg	53700	11700	11700	64700	66500	94	110	60-133	3	30	
Methyl-tert-butyl ether	ug/kg	ND	5840	5840	5390	5580	92	96	65-130	4	30	
Methylene Chloride	ug/kg	898	5840	5840	7120	7440	107	112	61-130	4	30	
n-Butylbenzene	ug/kg	ND	5840	5840	8120	8610	139	148	65-140	6	30	M1
n-Propylbenzene	ug/kg	ND	5840	5840	11600	12200	198	209	67-140	5	30	M1
Naphthalene	ug/kg	4210	5840	5840	9810	10500	96	107	15-145	6	30	
o-Xylene	ug/kg	22400	5840	5840	28000	29000	96	113	66-133	4	30	
p-Isopropyltoluene	ug/kg	ND	5840	5840	7420	7900	127	135	56-147	6	30	
sec-Butylbenzene	ug/kg	ND	5840	5840	6400	6830	110	117	65-139	7	30	
Styrene	ug/kg	ND	5840	5840	6660	6920	114	119	70-132	4	30	
tert-Butylbenzene	ug/kg	ND	5840	5840	6100	6590	105	113	62-135	8	30	
Tetrachloroethene	ug/kg	ND	5840	5840	5780	6010	99	103	70-135	4	30	
Toluene	ug/kg	33200	5840	5840	39000	40000	100	117	67-130	2	30	
trans-1,2-Dichloroethene	ug/kg	ND	5840	5840	6160	6390	106	110	69-130	4	30	
trans-1,3-Dichloropropene	ug/kg	ND	5840	5840	5330	5610	91	96	62-130	5	30	
Trichloroethene	ug/kg	ND	5840	5840	6040	6210	104	107	70-135	3	30	
Trichlorofluoromethane	ug/kg	ND	5840	5840	6430	6660	110	114	10-130	4	30	
Vinyl acetate	ug/kg	ND	11700	11700	11600	12100	100	104	53-130	4	30	
Vinyl chloride	ug/kg	ND	5840	5840	6310	6520	108	112	61-148	3	30	
Xylene (Total)	ug/kg	76200	17500	17500	92700	95500	94	111	63-132	3	30	
1,2-Dichloroethane-d4 (S)	%						106	106	70-130			
4-Bromofluorobenzene (S)	%						99	98	69-134			
Toluene-d8 (S)	%						100	99	70-130			

Results presented on this page are in the units indicated by the "Units" column except where an alternate unit is presented to the right of the result.

REPORT OF LABORATORY ANALYSIS

This report shall not be reproduced, except in full,
without the written consent of Pace Analytical Services, LLC.

Pace Analytical Services, LLC
9800 Kincey Ave. Suite 100
Huntersville, NC 28078
(704)875-9092

QUALITY CONTROL DATA

Project: CPC Huntersville/2020-L1-2448
Pace Project No.: 92546658

QC Batch: 630114
QC Batch Method: SW-846
Analysis Method: SW-846
Analysis Description: Dry Weight/Percent Moisture
Laboratory: Pace Analytical Services - Charlotte
Associated Lab Samples: 92546658001, 92546658002, 92546658003, 92546658004, 92546658005, 92546658006, 92546658007

SAMPLE DUPLICATE: 3311107

Parameter	Units	92546598025 Result	Dup Result	RPD	Max RPD	Qualifiers
Percent Moisture	%	34.0	32.7	4	25	N2

SAMPLE DUPLICATE: 3311108

Parameter	Units	92546597001 Result	Dup Result	RPD	Max RPD	Qualifiers
Percent Moisture	%	8.8	9.5	8	25	N2

Results presented on this page are in the units indicated by the "Units" column except where an alternate unit is presented to the right of the result.

REPORT OF LABORATORY ANALYSIS

This report shall not be reproduced, except in full,
without the written consent of Pace Analytical Services, LLC.

Pace Analytical Services, LLC
9800 Kincey Ave. Suite 100
Huntersville, NC 28078
(704)875-9092

QUALITY CONTROL DATA

Project: CPC Huntersville/2020-L1-2448
Pace Project No.: 92546658

QC Batch: 630128
QC Batch Method: SW-846
Analysis Method: SW-846
Analysis Description: Dry Weight/Percent Moisture
Laboratory: Pace Analytical Services - Charlotte
Associated Lab Samples: 92546658008, 92546658009, 92546658010

SAMPLE DUPLICATE: 3311149

Parameter	Units	92546633002 Result	Dup Result	RPD	Max RPD	Qualifiers
Percent Moisture	%	6.7	6.3	7	25	N2

SAMPLE DUPLICATE: 3311150

Parameter	Units	92546667012 Result	Dup Result	RPD	Max RPD	Qualifiers
Percent Moisture	%	17.6	17.3	1	25	N2

Results presented on this page are in the units indicated by the "Units" column except where an alternate unit is presented to the right of the result.

REPORT OF LABORATORY ANALYSIS

This report shall not be reproduced, except in full,
without the written consent of Pace Analytical Services, LLC.

Pace Analytical Services, LLC
9800 Kincey Ave. Suite 100
Huntersville, NC 28078
(704)875-9092

QUALIFIERS

Project: CPC Huntersville/2020-L1-2448
Pace Project No.: 92546658

DEFINITIONS

DF - Dilution Factor, if reported, represents the factor applied to the reported data due to dilution of the sample aliquot.

ND - Not Detected at or above adjusted reporting limit.

TNTC - Too Numerous To Count

J - Estimated concentration above the adjusted method detection limit and below the adjusted reporting limit.

MDL - Adjusted Method Detection Limit.

PQL - Practical Quantitation Limit.

RL - Reporting Limit - The lowest concentration value that meets project requirements for quantitative data with known precision and bias for a specific analyte in a specific matrix.

S - Surrogate

1,2-Diphenylhydrazine decomposes to and cannot be separated from Azobenzene using Method 8270. The result for each analyte is a combined concentration.

Consistent with EPA guidelines, unrounded data are displayed and have been used to calculate % recovery and RPD values.

LCS(D) - Laboratory Control Sample (Duplicate)

MS(D) - Matrix Spike (Duplicate)

DUP - Sample Duplicate

RPD - Relative Percent Difference

NC - Not Calculable.

SG - Silica Gel - Clean-Up

U - Indicates the compound was analyzed for, but not detected.

Acid preservation may not be appropriate for 2 Chloroethylvinyl ether.

A separate vial preserved to a pH of 4-5 is recommended in SW846 Chapter 4 for the analysis of Acrolein and Acrylonitrile by EPA Method 8260.

N-Nitrosodiphenylamine decomposes and cannot be separated from Diphenylamine using Method 8270. The result reported for each analyte is a combined concentration.

Pace Analytical is TNI accredited. Contact your Pace PM for the current list of accredited analytes.

TNI - The NELAC Institute.

ANALYTE QUALIFIERS

C7	Analyte is a possible laboratory contaminant (not present in method blank).
IK	The recalculated concentration of the calibration standard(s) did not meet method acceptance criteria; this result should be considered an estimated value.
L1	Analyte recovery in the laboratory control sample (LCS) was above QC limits. Results for this analyte in associated samples may be biased high.
M1	Matrix spike recovery exceeded QC limits. Batch accepted based on laboratory control sample (LCS) recovery.
N2	The lab does not hold NELAC/TNI accreditation for this parameter but other accreditations/certifications may apply. A complete list of accreditations/certifications is available upon request.
S2	Surrogate recovery outside laboratory control limits due to matrix interferences (confirmed by similar results from sample re-analysis).
v1	The continuing calibration verification was above the method acceptance limit. Any detection for the analyte in the associated samples may have a high bias.

This report shall not be reproduced, except in full,
without the written consent of Pace Analytical Services, LLC.

Pace Analytical Services, LLC
9800 Kincey Ave. Suite 100
Huntersville, NC 28078
(704)875-9092

QUALITY CONTROL DATA CROSS REFERENCE TABLE

Project: CPC Huntersville/2020-L1-2448
Pace Project No.: 92546658

Lab ID	Sample ID	QC Batch Method	QC Batch	Analytical Method	Analytical Batch
92546658001	**AA1 (0-2')**	MADEP VPH	630984	MADEP VPH	630999
92546658002	**AA1 (16-18')**	MADEP VPH	630595	MADEP VPH	630622
92546658003	**AB1 (0-2')**	MADEP VPH	630595	MADEP VPH	630622
92546658004	**AB1 (20-22')**	MADEP VPH	630984	MADEP VPH	630999
92546658005	**AC1 (0-2')**	MADEP VPH	630595	MADEP VPH	630622
92546658006	**AC1 (16-18')**	MADEP VPH	630595	MADEP VPH	630622
92546658007	**AC2 (0-2')**	MADEP VPH	630606	MADEP VPH	630623
92546658008	**AC2 (12-14')**	MADEP VPH	630984	MADEP VPH	630999
92546658009	**AC3 (0-2')**	MADEP VPH	630606	MADEP VPH	630623
92546658010	**AC3 (8-10')**	MADEP VPH	630606	MADEP VPH	630623
92546658001	**AA1 (0-2')**	EPA 5035A/5030B	630317	EPA 8260D	630437
92546658002	**AA1 (16-18')**	EPA 5035A/5030B	630317	EPA 8260D	630437
92546658003	**AB1 (0-2')**	EPA 5035A/5030B	630629	EPA 8260D	630653
92546658004	**AB1 (20-22')**	EPA 5035A/5030B	630318	EPA 8260D	630435
92546658005	**AC1 (0-2')**	EPA 5035A/5030B	630629	EPA 8260D	630653
92546658006	**AC1 (16-18')**	EPA 5035A/5030B	630317	EPA 8260D	630437
92546658007	**AC2 (0-2')**	EPA 5035A/5030B	630317	EPA 8260D	630437
92546658008	**AC2 (12-14')**	EPA 5035A/5030B	630629	EPA 8260D	630653
92546658009	**AC3 (0-2')**	EPA 5035A/5030B	630629	EPA 8260D	630653
92546658010	**AC3 (8-10')**	EPA 5035A/5030B	630318	EPA 8260D	630435
92546658001	**AA1 (0-2')**	SW-846	630114		
92546658002	**AA1 (16-18')**	SW-846	630114		
92546658003	**AB1 (0-2')**	SW-846	630114		
92546658004	**AB1 (20-22')**	SW-846	630114		
92546658005	**AC1 (0-2')**	SW-846	630114		
92546658006	**AC1 (16-18')**	SW-846	630114		
92546658007	**AC2 (0-2')**	SW-846	630114		
92546658008	**AC2 (12-14')**	SW-846	630128		
92546658009	**AC3 (0-2')**	SW-846	630128		
92546658010	**AC3 (8-10')**	SW-846	630128		

This report shall not be reproduced, except in full,
without the written consent of Pace Analytical Services, LLC.

CHAIN-OF-CUSTODY Analytical Request Document

Pace Analytical

Chain-of-Custody is a LEGAL DOCUMENT - Complete all relevent fields

LAB USE ONLY- Affix Workorder/Lo
MTJL

WO# : 92546658

92546658

ALL SHADED AR

Company: Apex Companies	Billing Information:
Address: 5900 Northwoods Bus. Pkwy, Ste-O	
Report To: Andrew Street	Email To: andrew.street@apexcos.com
Copy To: tom.naumann@apexcos.com	Site Collection Info/Address: Huntersville - Concord Rd
Customer Project Name/Number: CPC Huntersville Site	State: NC County/City: Huntersville Time Zone Collected: [ ] PT [ ] MT [ ] CT [✓] ET
Phone: Email:	Site/Facility ID #: CPC Huntersville Site
Collected By (print): Chris Alexander	Purchase Order #: Quote #: 2020-L1-2248
Collected By (signature):	Turnaround Date Required: Std.
Sample Disposal: [✓] Dispose as appropriate [ ] Return [ ] Archive: [ ] Hold:	Rush: [ ] Same Day [ ] Next Day [ ] 2 Day [ ] 3 Day [ ] 4 Day [ ] 5 Day (Expedite Charges Apply)

Compliance Monitoring? [ ] Yes [✓] No

DW PWS ID #:
DW Location Code:

Immediately Packed on Ice: [✓] Yes [ ] No

Field Filtered (if applicable): [ ] Yes [✓] No
Analysis:

Container Preservative Type **: 6 6

** Preservative Types: (1) nitric acid, (2) sulfuric acid, (3) hydrochloric acid, (4) sodium hydroxide, (5) zinc acetate, (6) methanol, (7) sodium bisulfate, (8) sodium thiosulfate, (9) hexane, (A) ascorbic acid, (B) ammonium sulfate, (C) ammonium hydroxide, (D) TSP, (U) Unpreserved, (O) Other

Analyses: VOCs by 8260D; Madep VPH

Lab Profile/Line:

Lab Sample Receipt Checklist:

Custody Seals Present/Intact	Y (N) NA
Custody Signatures Present	Y N (NA)
Collector Signature Present	Y N NA
Bottles Intact	(Y) N NA
Correct Bottles	(Y) N NA
Sufficient Volume	(Y) N NA
Samples Received on Ice	(Y) N NA
VOA - Headspace Acceptable	Y N (NA)
USDA Regulated Soils	Y N (NA)
Samples in Holding Time	(Y) N NA
Residual Chlorine Present	Y N (NA)
Cl Strips:	
Sample pH Acceptable	Y N (NA)
pH Strips:	
Sulfide Present	Y N (NA)
Lead Acetate Strips:	

LAB USE ONLY:
Lab Sample # / Comments:
92546658

* Matrix Codes (Insert in Matrix box below): Drinking Water (DW), Ground Water (GW), Wastewater (WW), Product (P), Soil/Solid (SL), Oil (OL), Wipe (WP), Air (AR), Tissue (TS), Bioassay (B), Vapor (V), Other (OT)

Customer Sample ID	Matrix *	Comp / Grab	Collected (or Composite Start) Date	Collected (or Composite Start) Time	Composite End Date	Composite End Time	Res Cl	# of Ctns			Lab Sample #
AA1 (0-2')	SL	Grab	6/26/21	1005				3	X	X	001
AA1 (16-18')				1010				3			002
AB1 (0-2')				1105				3			003
AB1 (20-22')				1110				3			004
AC1 (0-2')				1200				3			005
AC1 (16-18')				1205				3			006
AC2 (0-2')				1415				3			007
AC2 (12-14')				1420				3			008
AC3 (0-2')				1445				3			009
AC3 (8-10')				1450				3			010

Customer Remarks / Special Conditions / Possible Hazards:

Type of Ice Used: (Wet) Blue Dry None

Packing Material Used: None

Radchem sample(s) screened (<500 cpm): Y N (NA)

SHORT HOLDS PRESENT (<72 hours): Y (N) N/A

Lab Tracking #: 2619747

Samples received via: FEDEX UPS Client Courier (Pace Courier)

Lab Sample Temperature Info:
Temp Blank Received: Y (N) NA
Therm ID#: 92706H
Cooler 1 Temp Upon Receipt: 2.5 oC
Cooler 1 Therm Corr. Factor: -.1 oC
Cooler 1 Corrected Temp: 2.4 oC
Comments:

Relinquished by/Company: (Signature) / Apex	Date/Time: 6/26/21/1515	Received by/Company: (Signature)	Date/Time: 6/26/21/1515	MTJL LAB USE ONLY
Relinquished by/Company: (Signature) / Apex	Date/Time: 6/28/21/1235	Received by/Company: (Signature)	Date/Time: 6/28/21/1235	Table #: Acctnum: Template: Prelogin: PM: PB:
Relinquished by/Company: (Signature)	Date/Time: 6/28/21 1250	Received by/Company: (Signature) JSK Pace MVL	Date/Time: 6-28-21 1250	

Trip Blank Received: Y (N) NA
HCL MeOH TSP Other

Non Conformance(s): YES / (NO)

Page: of:

Pace Analytical Services, LLC
9800 Kincey Ave. Suite 100
Huntersville, NC 28078
(704)875-9092

July 07, 2021

Andrew Street
Apex Companies - NC
5900 Northwoods Business Pkwy
Suite 5900-0
Charlotte, NC 28269

RE: Project: CPC Huntersville/2020-L1-2448
Pace Project No.: 92546969

Dear Andrew Street:

Enclosed are the analytical results for sample(s) received by the laboratory on June 29, 2021. The results relate only to the samples included in this report. Results reported herein conform to the applicable TNI/NELAC Standards and the laboratory's Quality Manual, where applicable, unless otherwise noted in the body of the report.

The test results provided in this final report were generated by each of the following laboratories within the Pace Network:

- Pace Analytical Services - Charlotte

If you have any questions concerning this report, please feel free to contact me.

Sincerely,

Angela M. Baioni

Angela Baioni
angela.baioni@pacelabs.com
(704)875-9092
Project Manager

Enclosures

cc: J Culbreath, Colonial Pipeline Company
Naomi Fretz, APEX Companies, LLC
Robert Hughes, Colonial Pipeline
Cameron Lee, Montrose-EPS
Jamie Moran, APEX Companies, LLC
Jeff Morrison, Colonial Pipeline Company
Tom Naumann, APEX Companies - NC
Joe Nicolette, Montrose-EPS
Christopher Schultz, Apex Companies
Matt Teixeira, Apex Companies, LLC
Michael Verdon, Colonial Pipeline Company
JM Wyatt, Colonial Pipeline Company

REPORT OF LABORATORY ANALYSIS

This report shall not be reproduced, except in full,
without the written consent of Pace Analytical Services, LLC.

Pace Analytical Services, LLC
9800 Kincey Ave. Suite 100
Huntersville, NC 28078
(704)875-9092

CERTIFICATIONS

Project: CPC Huntersville/2020-L1-2448
Pace Project No.: 92546969

Pace Analytical Services Charlotte
9800 Kincey Ave. Ste 100, Huntersville, NC 28078
Louisiana/NELAP Certification # LA170028
North Carolina Drinking Water Certification #: 37706
North Carolina Field Services Certification #: 5342
North Carolina Wastewater Certification #: 12
South Carolina Certification #: 99006001
Florida/NELAP Certification #: E87627
Kentucky UST Certification #: 84
Virginia/VELAP Certification #: 460221

This report shall not be reproduced, except in full,
without the written consent of Pace Analytical Services, LLC.

Pace Analytical Services, LLC
9800 Kincey Ave. Suite 100
Huntersville, NC 28078
(704)875-9092

SAMPLE SUMMARY

Project: CPC Huntersville/2020-L1-2448
Pace Project No.: 92546969

Lab ID	Sample ID	Matrix	Date Collected	Date Received
92546969001	**AC4 (0-2)**	Solid	06/28/21 11:10	06/29/21 15:22
92546969002	**AC4 (10-12)**	Solid	06/28/21 11:15	06/29/21 15:22
92546969003	**AC4 (24-26)**	Solid	06/28/21 11:20	06/29/21 15:22
92546969004	**AC5 0-2**	Solid	06/28/21 10:00	06/29/21 15:22
92546969005	**AC5 14-16**	Solid	06/28/21 10:05	06/29/21 15:22
92546969006	**AC5 26-28**	Solid	06/28/21 10:05	06/29/21 15:22
92546969007	**AC6 0-2**	Solid	06/28/21 15:10	06/29/21 15:22
92546969008	**AC6 10-12**	Solid	06/28/21 15:15	06/29/21 15:22
92546969009	**AC6 36-38**	Solid	06/28/21 15:40	06/29/21 15:22
92546969010	**AC7 0-2**	Solid	06/28/21 17:05	06/29/21 15:22
92546969011	**AC7 20-22**	Solid	06/28/21 17:10	06/29/21 15:22
92546969012	**AC7 42-44**	Solid	06/28/21 17:15	06/29/21 15:22

This report shall not be reproduced, except in full,
without the written consent of Pace Analytical Services, LLC.

Pace Analytical Services, LLC
9800 Kincey Ave. Suite 100
Huntersville, NC 28078
(704)875-9092

SAMPLE ANALYTE COUNT

Project: CPC Huntersville/2020-L1-2448
Pace Project No.: 92546969

Lab ID	Sample ID	Method	Analysts	Analytes Reported	Laboratory
92546969001	**AC4 (0-2)**	MADEP VPH	MAD	6	PASI-C
		EPA 8260D	LMB	70	PASI-C
		SW-846	KDF	1	PASI-C
92546969002	**AC4 (10-12)**	MADEP VPH	MAD	6	PASI-C
		EPA 8260D	SAS	70	PASI-C
		SW-846	KDF	1	PASI-C
92546969003	**AC4 (24-26)**	MADEP VPH	MAD	6	PASI-C
		EPA 8260D	SAS	70	PASI-C
		SW-846	KDF	1	PASI-C
92546969004	**AC5 0-2**	MADEP VPH	MAD	6	PASI-C
		EPA 8260D	SAS	70	PASI-C
		SW-846	KDF	1	PASI-C
92546969005	**AC5 14-16**	MADEP VPH	MAD	6	PASI-C
		EPA 8260D	SAS	70	PASI-C
		SW-846	KDF	1	PASI-C
92546969006	**AC5 26-28**	MADEP VPH	MAD	6	PASI-C
		EPA 8260D	SAS	70	PASI-C
		SW-846	KDF	1	PASI-C
92546969007	**AC6 0-2**	MADEP VPH	MAD	6	PASI-C
		EPA 8260D	LMB	70	PASI-C
		SW-846	KDF	1	PASI-C
92546969008	**AC6 10-12**	MADEP VPH	MAD	6	PASI-C
		EPA 8260D	SAS	70	PASI-C
		SW-846	KDF	1	PASI-C
92546969009	**AC6 36-38**	MADEP VPH	MAD	6	PASI-C
		EPA 8260D	SAS	70	PASI-C
		SW-846	KDF	1	PASI-C
92546969010	**AC7 0-2**	MADEP VPH	MAD	6	PASI-C
		EPA 8260D	LMB	70	PASI-C
		SW-846	KDF	1	PASI-C
92546969011	**AC7 20-22**	MADEP VPH	MAD	6	PASI-C
		EPA 8260D	LMB	70	PASI-C
		SW-846	KDF	1	PASI-C
92546969012	**AC7 42-44**	MADEP VPH	MAD	6	PASI-C
		EPA 8260D	SAS	70	PASI-C
		SW-846	KDF	1	PASI-C

This report shall not be reproduced, except in full,
without the written consent of Pace Analytical Services, LLC.

Pace Analytical Services, LLC
9800 Kincey Ave. Suite 100
Huntersville, NC 28078
(704)875-9092

SAMPLE ANALYTE COUNT

Project: CPC Huntersville/2020-L1-2448
Pace Project No.: 92546969

Lab ID	Sample ID	Method	Analysts	Analytes Reported	Laboratory

PASI-C = Pace Analytical Services - Charlotte

This report shall not be reproduced, except in full,
without the written consent of Pace Analytical Services, LLC.

Pace Analytical Services, LLC
9800 Kincey Ave. Suite 100
Huntersville, NC 28078
(704)875-9092

ANALYTICAL RESULTS

Project: CPC Huntersville/2020-L1-2448
Pace Project No.: 92546969

Sample: AC4 (0-2) **Lab ID: 92546969001** Collected: 06/28/21 11:10 Received: 06/29/21 15:22 Matrix: Solid

Results reported on a "dry weight" basis and are adjusted for percent moisture, sample size and any dilutions.

Parameters	Results	Units	Report Limit	MDL	DF	Prepared	Analyzed	CAS No.	Qual
VPH NC Soil	Analytical Method: MADEP VPH Preparation Method: MADEP VPH Pace Analytical Services - Charlotte								
Total VPH (C5-C12)	ND	mg/kg	5.1	5.1	1	06/30/21 11:51	07/01/21 04:15		N2
Aliphatic (C05-C08)	ND	mg/kg	5.1	5.1	1	06/30/21 11:51	07/01/21 04:15		N2
Aliphatic(C09-C12) Adjusted	ND	mg/kg	5.1	5.1	1	06/30/21 11:51	07/01/21 04:15		N2
Aromatic (C09-C10)	ND	mg/kg	5.1	5.1	1	06/30/21 11:51	07/01/21 04:15		N2
Surrogates									
4-Bromofluorobenzene (FID) (S)	107	%	70-130		1	06/30/21 11:51	07/01/21 04:15	460-00-4	
4-Bromofluorobenzene (PID) (S)	107	%	70-130		1	06/30/21 11:51	07/01/21 04:15	460-00-4	
8260D/5035A/5030B Volatiles	Analytical Method: EPA 8260D Preparation Method: EPA 5035A/5030B Pace Analytical Services - Charlotte								
Acetone	ND	ug/kg	198	63.5	1	06/29/21 19:58	06/30/21 14:23	67-64-1	
Benzene	ND	ug/kg	9.9	3.9	1	06/29/21 19:58	06/30/21 14:23	71-43-2	
Bromobenzene	ND	ug/kg	9.9	3.2	1	06/29/21 19:58	06/30/21 14:23	108-86-1	
Bromochloromethane	ND	ug/kg	9.9	2.9	1	06/29/21 19:58	06/30/21 14:23	74-97-5	
Bromodichloromethane	ND	ug/kg	9.9	3.8	1	06/29/21 19:58	06/30/21 14:23	75-27-4	
Bromoform	ND	ug/kg	9.9	3.5	1	06/29/21 19:58	06/30/21 14:23	75-25-2	
Bromomethane	ND	ug/kg	19.8	15.6	1	06/29/21 19:58	06/30/21 14:23	74-83-9	IK
2-Butanone (MEK)	ND	ug/kg	198	47.4	1	06/29/21 19:58	06/30/21 14:23	78-93-3	
n-Butylbenzene	ND	ug/kg	9.9	4.7	1	06/29/21 19:58	06/30/21 14:23	104-51-8	
sec-Butylbenzene	ND	ug/kg	9.9	4.3	1	06/29/21 19:58	06/30/21 14:23	135-98-8	
tert-Butylbenzene	ND	ug/kg	9.9	3.5	1	06/29/21 19:58	06/30/21 14:23	98-06-6	
Carbon tetrachloride	ND	ug/kg	9.9	3.7	1	06/29/21 19:58	06/30/21 14:23	56-23-5	
Chlorobenzene	ND	ug/kg	9.9	1.9	1	06/29/21 19:58	06/30/21 14:23	108-90-7	
Chloroethane	ND	ug/kg	19.8	7.6	1	06/29/21 19:58	06/30/21 14:23	75-00-3	
Chloroform	ND	ug/kg	9.9	6.0	1	06/29/21 19:58	06/30/21 14:23	67-66-3	
Chloromethane	ND	ug/kg	19.8	8.3	1	06/29/21 19:58	06/30/21 14:23	74-87-3	
2-Chlorotoluene	ND	ug/kg	9.9	3.5	1	06/29/21 19:58	06/30/21 14:23	95-49-8	
4-Chlorotoluene	ND	ug/kg	9.9	1.7	1	06/29/21 19:58	06/30/21 14:23	106-43-4	
1,2-Dibromo-3-chloropropane	ND	ug/kg	9.9	3.8	1	06/29/21 19:58	06/30/21 14:23	96-12-8	
Dibromochloromethane	ND	ug/kg	9.9	5.6	1	06/29/21 19:58	06/30/21 14:23	124-48-1	
1,2-Dibromoethane (EDB)	ND	ug/kg	9.9	4.3	1	06/29/21 19:58	06/30/21 14:23	106-93-4	
Dibromomethane	ND	ug/kg	9.9	2.1	1	06/29/21 19:58	06/30/21 14:23	74-95-3	
1,2-Dichlorobenzene	ND	ug/kg	9.9	3.6	1	06/29/21 19:58	06/30/21 14:23	95-50-1	
1,3-Dichlorobenzene	ND	ug/kg	9.9	3.1	1	06/29/21 19:58	06/30/21 14:23	541-73-1	
1,4-Dichlorobenzene	ND	ug/kg	9.9	2.6	1	06/29/21 19:58	06/30/21 14:23	106-46-7	
Dichlorodifluoromethane	ND	ug/kg	19.8	4.3	1	06/29/21 19:58	06/30/21 14:23	75-71-8	
1,1-Dichloroethane	ND	ug/kg	9.9	4.1	1	06/29/21 19:58	06/30/21 14:23	75-34-3	
1,2-Dichloroethane	ND	ug/kg	9.9	6.5	1	06/29/21 19:58	06/30/21 14:23	107-06-2	
1,1-Dichloroethene	ND	ug/kg	9.9	4.1	1	06/29/21 19:58	06/30/21 14:23	75-35-4	
cis-1,2-Dichloroethene	ND	ug/kg	9.9	3.4	1	06/29/21 19:58	06/30/21 14:23	156-59-2	
trans-1,2-Dichloroethene	ND	ug/kg	9.9	3.5	1	06/29/21 19:58	06/30/21 14:23	156-60-5	
1,2-Dichloropropane	ND	ug/kg	9.9	3.0	1	06/29/21 19:58	06/30/21 14:23	78-87-5	
1,3-Dichloropropane	ND	ug/kg	9.9	3.1	1	06/29/21 19:58	06/30/21 14:23	142-28-9	
2,2-Dichloropropane	ND	ug/kg	9.9	3.2	1	06/29/21 19:58	06/30/21 14:23	594-20-7	

REPORT OF LABORATORY ANALYSIS

This report shall not be reproduced, except in full,
without the written consent of Pace Analytical Services, LLC.

Pace Analytical Services, LLC
9800 Kincey Ave. Suite 100
Huntersville, NC 28078
(704)875-9092

ANALYTICAL RESULTS

Project: CPC Huntersville/2020-L1-2448
Pace Project No.: 92546969

Sample: AC4 (0-2) **Lab ID: 92546969001** Collected: 06/28/21 11:10 Received: 06/29/21 15:22 Matrix: Solid

Results reported on a "dry weight" basis and are adjusted for percent moisture, sample size and any dilutions.

Parameters	Results	Units	Report Limit	MDL	DF	Prepared	Analyzed	CAS No.	Qual
8260D/5035A/5030B Volatiles	Analytical Method: EPA 8260D Preparation Method: EPA 5035A/5030B Pace Analytical Services - Charlotte								
1,1-Dichloropropene	ND	ug/kg	9.9	4.7	1	06/29/21 19:58	06/30/21 14:23	563-58-6	
cis-1,3-Dichloropropene	ND	ug/kg	9.9	2.7	1	06/29/21 19:58	06/30/21 14:23	10061-01-5	
trans-1,3-Dichloropropene	ND	ug/kg	9.9	3.4	1	06/29/21 19:58	06/30/21 14:23	10061-02-6	
Diisopropyl ether	ND	ug/kg	9.9	2.7	1	06/29/21 19:58	06/30/21 14:23	108-20-3	
Ethylbenzene	ND	ug/kg	9.9	4.6	1	06/29/21 19:58	06/30/21 14:23	100-41-4	
Hexachloro-1,3-butadiene	ND	ug/kg	19.8	16.2	1	06/29/21 19:58	06/30/21 14:23	87-68-3	
2-Hexanone	ND	ug/kg	98.9	9.5	1	06/29/21 19:58	06/30/21 14:23	591-78-6	
Isopropylbenzene (Cumene)	ND	ug/kg	9.9	3.4	1	06/29/21 19:58	06/30/21 14:23	98-82-8	
p-Isopropyltoluene	ND	ug/kg	9.9	4.9	1	06/29/21 19:58	06/30/21 14:23	99-87-6	
Methylene Chloride	ND	ug/kg	39.5	27.1	1	06/29/21 19:58	06/30/21 14:23	75-09-2	
4-Methyl-2-pentanone (MIBK)	ND	ug/kg	98.9	9.5	1	06/29/21 19:58	06/30/21 14:23	108-10-1	
Methyl-tert-butyl ether	ND	ug/kg	9.9	3.7	1	06/29/21 19:58	06/30/21 14:23	1634-04-4	
Naphthalene	ND	ug/kg	9.9	5.2	1	06/29/21 19:58	06/30/21 14:23	91-20-3	
n-Propylbenzene	ND	ug/kg	9.9	3.5	1	06/29/21 19:58	06/30/21 14:23	103-65-1	
Styrene	ND	ug/kg	9.9	2.6	1	06/29/21 19:58	06/30/21 14:23	100-42-5	
1,1,1,2-Tetrachloroethane	ND	ug/kg	9.9	3.8	1	06/29/21 19:58	06/30/21 14:23	630-20-6	
1,1,2,2-Tetrachloroethane	ND	ug/kg	9.9	2.6	1	06/29/21 19:58	06/30/21 14:23	79-34-5	
Tetrachloroethene	ND	ug/kg	9.9	3.1	1	06/29/21 19:58	06/30/21 14:23	127-18-4	
Toluene	**11.4**	ug/kg	9.9	2.8	1	06/29/21 19:58	06/30/21 14:23	108-88-3	C7
1,2,3-Trichlorobenzene	ND	ug/kg	9.9	8.0	1	06/29/21 19:58	06/30/21 14:23	87-61-6	
1,2,4-Trichlorobenzene	ND	ug/kg	9.9	8.3	1	06/29/21 19:58	06/30/21 14:23	120-82-1	
1,1,1-Trichloroethane	ND	ug/kg	9.9	5.1	1	06/29/21 19:58	06/30/21 14:23	71-55-6	
1,1,2-Trichloroethane	ND	ug/kg	9.9	3.3	1	06/29/21 19:58	06/30/21 14:23	79-00-5	
Trichloroethene	ND	ug/kg	9.9	2.6	1	06/29/21 19:58	06/30/21 14:23	79-01-6	
Trichlorofluoromethane	ND	ug/kg	9.9	5.4	1	06/29/21 19:58	06/30/21 14:23	75-69-4	
1,2,3-Trichloropropane	ND	ug/kg	9.9	5.0	1	06/29/21 19:58	06/30/21 14:23	96-18-4	
1,2,4-Trimethylbenzene	ND	ug/kg	9.9	2.7	1	06/29/21 19:58	06/30/21 14:23	95-63-6	
1,3,5-Trimethylbenzene	ND	ug/kg	9.9	3.3	1	06/29/21 19:58	06/30/21 14:23	108-67-8	
Vinyl acetate	ND	ug/kg	98.9	7.2	1	06/29/21 19:58	06/30/21 14:23	108-05-4	
Vinyl chloride	ND	ug/kg	19.8	5.0	1	06/29/21 19:58	06/30/21 14:23	75-01-4	
Xylene (Total)	ND	ug/kg	19.8	5.6	1	06/29/21 19:58	06/30/21 14:23	1330-20-7	
m&p-Xylene	ND	ug/kg	19.8	6.8	1	06/29/21 19:58	06/30/21 14:23	179601-23-1	
o-Xylene	ND	ug/kg	9.9	4.4	1	06/29/21 19:58	06/30/21 14:23	95-47-6	
Surrogates									
Toluene-d8 (S)	103	%	70-130		1	06/29/21 19:58	06/30/21 14:23	2037-26-5	
4-Bromofluorobenzene (S)	97	%	69-134		1	06/29/21 19:58	06/30/21 14:23	460-00-4	
1,2-Dichloroethane-d4 (S)	110	%	70-130		1	06/29/21 19:58	06/30/21 14:23	17060-07-0	
Percent Moisture	Analytical Method: SW-846 Pace Analytical Services - Charlotte								
Percent Moisture	**23.3**	%	0.10	0.10	1		06/29/21 17:13		N2

REPORT OF LABORATORY ANALYSIS

This report shall not be reproduced, except in full,
without the written consent of Pace Analytical Services, LLC.

Pace Analytical Services, LLC
9800 Kincey Ave. Suite 100
Huntersville, NC 28078
(704)875-9092

ANALYTICAL RESULTS

Project: CPC Huntersville/2020-L1-2448
Pace Project No.: 92546969

Sample: AC4 (10-12) **Lab ID: 92546969002** Collected: 06/28/21 11:15 Received: 06/29/21 15:22 Matrix: Solid

Results reported on a "dry weight" basis and are adjusted for percent moisture, sample size and any dilutions.

Parameters	Results	Units	Report Limit	MDL	DF	Prepared	Analyzed	CAS No.	Qual
VPH NC Soil	Analytical Method: MADEP VPH Preparation Method: MADEP VPH Pace Analytical Services - Charlotte								
Total VPH (C5-C12)	**3600**	mg/kg	17.0	17.0	5	07/01/21 13:06	07/02/21 06:35		N2
Aliphatic (C05-C08)	**2350**	mg/kg	17.0	17.0	5	07/01/21 13:06	07/02/21 06:35		N2
Aliphatic(C09-C12) Adjusted	**904**	mg/kg	17.0	17.0	5	07/01/21 13:06	07/02/21 06:35		N2
Aromatic (C09-C10)	**337**	mg/kg	17.0	17.0	5	07/01/21 13:06	07/02/21 06:35		N2
Surrogates									
4-Bromofluorobenzene (FID) (S)	158	%	70-130		5	07/01/21 13:06	07/02/21 06:35	460-00-4	S2
4-Bromofluorobenzene (PID) (S)	94	%	70-130		5	07/01/21 13:06	07/02/21 06:35	460-00-4	
8260D/5035A/5030B Volatiles	Analytical Method: EPA 8260D Preparation Method: EPA 5035A/5030B Pace Analytical Services - Charlotte								
Acetone	**24900**	ug/kg	7250	2330	50	06/30/21 13:07	07/01/21 03:40	67-64-1	
Benzene	**8520**	ug/kg	362	144	50	06/30/21 13:07	07/01/21 03:40	71-43-2	
Bromobenzene	ND	ug/kg	362	118	50	06/30/21 13:07	07/01/21 03:40	108-86-1	
Bromochloromethane	ND	ug/kg	362	107	50	06/30/21 13:07	07/01/21 03:40	74-97-5	
Bromodichloromethane	ND	ug/kg	362	140	50	06/30/21 13:07	07/01/21 03:40	75-27-4	
Bromoform	ND	ug/kg	362	128	50	06/30/21 13:07	07/01/21 03:40	75-25-2	
Bromomethane	ND	ug/kg	725	573	50	06/30/21 13:07	07/01/21 03:40	74-83-9	IK,v1
2-Butanone (MEK)	ND	ug/kg	7250	1740	50	06/30/21 13:07	07/01/21 03:40	78-93-3	
n-Butylbenzene	ND	ug/kg	362	171	50	06/30/21 13:07	07/01/21 03:40	104-51-8	
sec-Butylbenzene	ND	ug/kg	362	159	50	06/30/21 13:07	07/01/21 03:40	135-98-8	
tert-Butylbenzene	ND	ug/kg	362	129	50	06/30/21 13:07	07/01/21 03:40	98-06-6	
Carbon tetrachloride	ND	ug/kg	362	136	50	06/30/21 13:07	07/01/21 03:40	56-23-5	
Chlorobenzene	ND	ug/kg	362	69.6	50	06/30/21 13:07	07/01/21 03:40	108-90-7	
Chloroethane	ND	ug/kg	725	280	50	06/30/21 13:07	07/01/21 03:40	75-00-3	
Chloroform	ND	ug/kg	362	220	50	06/30/21 13:07	07/01/21 03:40	67-66-3	
Chloromethane	ND	ug/kg	725	304	50	06/30/21 13:07	07/01/21 03:40	74-87-3	
2-Chlorotoluene	ND	ug/kg	362	128	50	06/30/21 13:07	07/01/21 03:40	95-49-8	
4-Chlorotoluene	ND	ug/kg	362	64.2	50	06/30/21 13:07	07/01/21 03:40	106-43-4	
1,2-Dibromo-3-chloropropane	ND	ug/kg	362	141	50	06/30/21 13:07	07/01/21 03:40	96-12-8	
Dibromochloromethane	ND	ug/kg	362	204	50	06/30/21 13:07	07/01/21 03:40	124-48-1	
1,2-Dibromoethane (EDB)	ND	ug/kg	362	159	50	06/30/21 13:07	07/01/21 03:40	106-93-4	
Dibromomethane	ND	ug/kg	362	77.6	50	06/30/21 13:07	07/01/21 03:40	74-95-3	
1,2-Dichlorobenzene	ND	ug/kg	362	130	50	06/30/21 13:07	07/01/21 03:40	95-50-1	
1,3-Dichlorobenzene	ND	ug/kg	362	112	50	06/30/21 13:07	07/01/21 03:40	541-73-1	
1,4-Dichlorobenzene	ND	ug/kg	362	94.2	50	06/30/21 13:07	07/01/21 03:40	106-46-7	
Dichlorodifluoromethane	ND	ug/kg	725	157	50	06/30/21 13:07	07/01/21 03:40	75-71-8	
1,1-Dichloroethane	ND	ug/kg	362	149	50	06/30/21 13:07	07/01/21 03:40	75-34-3	
1,2-Dichloroethane	ND	ug/kg	362	240	50	06/30/21 13:07	07/01/21 03:40	107-06-2	
1,1-Dichloroethene	ND	ug/kg	362	149	50	06/30/21 13:07	07/01/21 03:40	75-35-4	
cis-1,2-Dichloroethene	ND	ug/kg	362	124	50	06/30/21 13:07	07/01/21 03:40	156-59-2	
trans-1,2-Dichloroethene	ND	ug/kg	362	127	50	06/30/21 13:07	07/01/21 03:40	156-60-5	
1,2-Dichloropropane	ND	ug/kg	362	109	50	06/30/21 13:07	07/01/21 03:40	78-87-5	
1,3-Dichloropropane	ND	ug/kg	362	113	50	06/30/21 13:07	07/01/21 03:40	142-28-9	
2,2-Dichloropropane	ND	ug/kg	362	118	50	06/30/21 13:07	07/01/21 03:40	594-20-7	

REPORT OF LABORATORY ANALYSIS

This report shall not be reproduced, except in full,
without the written consent of Pace Analytical Services, LLC.

Pace Analytical Services, LLC
9800 Kincey Ave. Suite 100
Huntersville, NC 28078
(704)875-9092

ANALYTICAL RESULTS

Project: CPC Huntersville/2020-L1-2448
Pace Project No.: 92546969

Sample: AC4 (10-12) **Lab ID: 92546969002** Collected: 06/28/21 11:15 Received: 06/29/21 15:22 Matrix: Solid

Results reported on a "dry weight" basis and are adjusted for percent moisture, sample size and any dilutions.

Parameters	Results	Units	Report Limit	MDL	DF	Prepared	Analyzed	CAS No.	Qual
8260D/5035A/5030B Volatiles	Analytical Method: EPA 8260D Preparation Method: EPA 5035A/5030B Pace Analytical Services - Charlotte								
1,1-Dichloropropene	ND	ug/kg	362	174	50	06/30/21 13:07	07/01/21 03:40	563-58-6	
cis-1,3-Dichloropropene	ND	ug/kg	362	98.6	50	06/30/21 13:07	07/01/21 03:40	10061-01-5	
trans-1,3-Dichloropropene	ND	ug/kg	362	125	50	06/30/21 13:07	07/01/21 03:40	10061-02-6	
Diisopropyl ether	ND	ug/kg	362	97.9	50	06/30/21 13:07	07/01/21 03:40	108-20-3	
Ethylbenzene	**68900**	ug/kg	362	169	50	06/30/21 13:07	07/01/21 03:40	100-41-4	
Hexachloro-1,3-butadiene	ND	ug/kg	725	593	50	06/30/21 13:07	07/01/21 03:40	87-68-3	
2-Hexanone	ND	ug/kg	3620	349	50	06/30/21 13:07	07/01/21 03:40	591-78-6	
Isopropylbenzene (Cumene)	ND	ug/kg	362	123	50	06/30/21 13:07	07/01/21 03:40	98-82-8	
p-Isopropyltoluene	ND	ug/kg	362	178	50	06/30/21 13:07	07/01/21 03:40	99-87-6	
Methylene Chloride	ND	ug/kg	1450	993	50	06/30/21 13:07	07/01/21 03:40	75-09-2	
4-Methyl-2-pentanone (MIBK)	**5720**	ug/kg	3620	349	50	06/30/21 13:07	07/01/21 03:40	108-10-1	
Methyl-tert-butyl ether	ND	ug/kg	362	136	50	06/30/21 13:07	07/01/21 03:40	1634-04-4	
Naphthalene	**15600**	ug/kg	362	191	50	06/30/21 13:07	07/01/21 03:40	91-20-3	
n-Propylbenzene	ND	ug/kg	362	129	50	06/30/21 13:07	07/01/21 03:40	103-65-1	
Styrene	ND	ug/kg	362	95.7	50	06/30/21 13:07	07/01/21 03:40	100-42-5	
1,1,1,2-Tetrachloroethane	ND	ug/kg	362	139	50	06/30/21 13:07	07/01/21 03:40	630-20-6	
1,1,2,2-Tetrachloroethane	ND	ug/kg	362	95.7	50	06/30/21 13:07	07/01/21 03:40	79-34-5	
Tetrachloroethene	ND	ug/kg	362	115	50	06/30/21 13:07	07/01/21 03:40	127-18-4	
Toluene	**183000**	ug/kg	362	103	50	06/30/21 13:07	07/01/21 03:40	108-88-3	
1,2,3-Trichlorobenzene	ND	ug/kg	362	293	50	06/30/21 13:07	07/01/21 03:40	87-61-6	
1,2,4-Trichlorobenzene	ND	ug/kg	362	304	50	06/30/21 13:07	07/01/21 03:40	120-82-1	
1,1,1-Trichloroethane	ND	ug/kg	362	188	50	06/30/21 13:07	07/01/21 03:40	71-55-6	
1,1,2-Trichloroethane	ND	ug/kg	362	120	50	06/30/21 13:07	07/01/21 03:40	79-00-5	
Trichloroethene	ND	ug/kg	362	93.5	50	06/30/21 13:07	07/01/21 03:40	79-01-6	
Trichlorofluoromethane	ND	ug/kg	362	199	50	06/30/21 13:07	07/01/21 03:40	75-69-4	
1,2,3-Trichloropropane	ND	ug/kg	362	183	50	06/30/21 13:07	07/01/21 03:40	96-18-4	
1,2,4-Trimethylbenzene	**137000**	ug/kg	362	99.3	50	06/30/21 13:07	07/01/21 03:40	95-63-6	
1,3,5-Trimethylbenzene	**41500**	ug/kg	362	122	50	06/30/21 13:07	07/01/21 03:40	108-67-8	
Vinyl acetate	ND	ug/kg	3620	264	50	06/30/21 13:07	07/01/21 03:40	108-05-4	
Vinyl chloride	ND	ug/kg	725	184	50	06/30/21 13:07	07/01/21 03:40	75-01-4	
Xylene (Total)	**342000**	ug/kg	725	207	50	06/30/21 13:07	07/01/21 03:40	1330-20-7	
m&p-Xylene	**246000**	ug/kg	725	248	50	06/30/21 13:07	07/01/21 03:40	179601-23-1	
o-Xylene	**95300**	ug/kg	362	160	50	06/30/21 13:07	07/01/21 03:40	95-47-6	
Surrogates									
Toluene-d8 (S)	100	%	70-130		50	06/30/21 13:07	07/01/21 03:40	2037-26-5	
4-Bromofluorobenzene (S)	100	%	69-134		50	06/30/21 13:07	07/01/21 03:40	460-00-4	
1,2-Dichloroethane-d4 (S)	107	%	70-130		50	06/30/21 13:07	07/01/21 03:40	17060-07-0	
Percent Moisture	Analytical Method: SW-846 Pace Analytical Services - Charlotte								
Percent Moisture	**14.0**	%	0.10	0.10	1		06/29/21 17:13		N2

REPORT OF LABORATORY ANALYSIS

This report shall not be reproduced, except in full,
without the written consent of Pace Analytical Services, LLC.

Pace Analytical Services, LLC
9800 Kincey Ave. Suite 100
Huntersville, NC 28078
(704)875-9092

ANALYTICAL RESULTS

Project: CPC Huntersville/2020-L1-2448
Pace Project No.: 92546969

Sample: AC4 (24-26) **Lab ID: 92546969003** Collected: 06/28/21 11:20 Received: 06/29/21 15:22 Matrix: Solid

Results reported on a "dry weight" basis and are adjusted for percent moisture, sample size and any dilutions.

Parameters	Results	Units	Report Limit	MDL	DF	Prepared	Analyzed	CAS No.	Qual
VPH NC Soil	Analytical Method: MADEP VPH Preparation Method: MADEP VPH Pace Analytical Services - Charlotte								
Total VPH (C5-C12)	**5550**	mg/kg	28.5	28.5	10	07/01/21 13:06	07/02/21 07:03		N2
Aliphatic (C05-C08)	**4070**	mg/kg	28.5	28.5	10	07/01/21 13:06	07/02/21 07:03		N2
Aliphatic(C09-C12) Adjusted	**1010**	mg/kg	28.5	28.5	10	07/01/21 13:06	07/02/21 07:03		N2
Aromatic (C09-C10)	**466**	mg/kg	28.5	28.5	10	07/01/21 13:06	07/02/21 07:03		N2
Surrogates									
4-Bromofluorobenzene (FID) (S)	117	%	70-130		10	07/01/21 13:06	07/02/21 07:03	460-00-4	
4-Bromofluorobenzene (PID) (S)	93	%	70-130		10	07/01/21 13:06	07/02/21 07:03	460-00-4	
8260D/5035A/5030B Volatiles	Analytical Method: EPA 8260D Preparation Method: EPA 5035A/5030B Pace Analytical Services - Charlotte								
Acetone	**20500**	ug/kg	6320	2030	50	06/30/21 13:07	07/01/21 03:58	67-64-1	
Benzene	**13900**	ug/kg	316	126	50	06/30/21 13:07	07/01/21 03:58	71-43-2	
Bromobenzene	ND	ug/kg	316	103	50	06/30/21 13:07	07/01/21 03:58	108-86-1	
Bromochloromethane	ND	ug/kg	316	93.5	50	06/30/21 13:07	07/01/21 03:58	74-97-5	
Bromodichloromethane	ND	ug/kg	316	122	50	06/30/21 13:07	07/01/21 03:58	75-27-4	
Bromoform	ND	ug/kg	316	111	50	06/30/21 13:07	07/01/21 03:58	75-25-2	
Bromomethane	ND	ug/kg	632	499	50	06/30/21 13:07	07/01/21 03:58	74-83-9	IK,v1
2-Butanone (MEK)	ND	ug/kg	6320	1520	50	06/30/21 13:07	07/01/21 03:58	78-93-3	
n-Butylbenzene	ND	ug/kg	316	149	50	06/30/21 13:07	07/01/21 03:58	104-51-8	
sec-Butylbenzene	ND	ug/kg	316	139	50	06/30/21 13:07	07/01/21 03:58	135-98-8	
tert-Butylbenzene	ND	ug/kg	316	112	50	06/30/21 13:07	07/01/21 03:58	98-06-6	
Carbon tetrachloride	ND	ug/kg	316	118	50	06/30/21 13:07	07/01/21 03:58	56-23-5	
Chlorobenzene	ND	ug/kg	316	60.6	50	06/30/21 13:07	07/01/21 03:58	108-90-7	
Chloroethane	ND	ug/kg	632	244	50	06/30/21 13:07	07/01/21 03:58	75-00-3	
Chloroform	ND	ug/kg	316	192	50	06/30/21 13:07	07/01/21 03:58	67-66-3	
Chloromethane	ND	ug/kg	632	265	50	06/30/21 13:07	07/01/21 03:58	74-87-3	
2-Chlorotoluene	ND	ug/kg	316	112	50	06/30/21 13:07	07/01/21 03:58	95-49-8	
4-Chlorotoluene	ND	ug/kg	316	55.9	50	06/30/21 13:07	07/01/21 03:58	106-43-4	
1,2-Dibromo-3-chloropropane	ND	ug/kg	316	123	50	06/30/21 13:07	07/01/21 03:58	96-12-8	
Dibromochloromethane	ND	ug/kg	316	177	50	06/30/21 13:07	07/01/21 03:58	124-48-1	
1,2-Dibromoethane (EDB)	ND	ug/kg	316	139	50	06/30/21 13:07	07/01/21 03:58	106-93-4	
Dibromomethane	ND	ug/kg	316	67.6	50	06/30/21 13:07	07/01/21 03:58	74-95-3	
1,2-Dichlorobenzene	ND	ug/kg	316	114	50	06/30/21 13:07	07/01/21 03:58	95-50-1	
1,3-Dichlorobenzene	ND	ug/kg	316	97.9	50	06/30/21 13:07	07/01/21 03:58	541-73-1	
1,4-Dichlorobenzene	ND	ug/kg	316	82.1	50	06/30/21 13:07	07/01/21 03:58	106-46-7	
Dichlorodifluoromethane	ND	ug/kg	632	137	50	06/30/21 13:07	07/01/21 03:58	75-71-8	
1,1-Dichloroethane	ND	ug/kg	316	130	50	06/30/21 13:07	07/01/21 03:58	75-34-3	
1,2-Dichloroethane	ND	ug/kg	316	209	50	06/30/21 13:07	07/01/21 03:58	107-06-2	
1,1-Dichloroethene	ND	ug/kg	316	130	50	06/30/21 13:07	07/01/21 03:58	75-35-4	
cis-1,2-Dichloroethene	ND	ug/kg	316	108	50	06/30/21 13:07	07/01/21 03:58	156-59-2	
trans-1,2-Dichloroethene	ND	ug/kg	316	111	50	06/30/21 13:07	07/01/21 03:58	156-60-5	
1,2-Dichloropropane	ND	ug/kg	316	94.7	50	06/30/21 13:07	07/01/21 03:58	78-87-5	
1,3-Dichloropropane	ND	ug/kg	316	98.5	50	06/30/21 13:07	07/01/21 03:58	142-28-9	
2,2-Dichloropropane	ND	ug/kg	316	103	50	06/30/21 13:07	07/01/21 03:58	594-20-7	

REPORT OF LABORATORY ANALYSIS

This report shall not be reproduced, except in full,
without the written consent of Pace Analytical Services, LLC.

Pace Analytical Services, LLC
9800 Kincey Ave. Suite 100
Huntersville, NC 28078
(704)875-9092

ANALYTICAL RESULTS

Project: CPC Huntersville/2020-L1-2448
Pace Project No.: 92546969

Sample: AC4 (24-26) **Lab ID: 92546969003** Collected: 06/28/21 11:20 Received: 06/29/21 15:22 Matrix: Solid

Results reported on a "dry weight" basis and are adjusted for percent moisture, sample size and any dilutions.

Parameters	Results	Units	Report Limit	MDL	DF	Prepared	Analyzed	CAS No.	Qual
8260D/5035A/5030B Volatiles	Analytical Method: EPA 8260D Preparation Method: EPA 5035A/5030B Pace Analytical Services - Charlotte								
1,1-Dichloropropene	ND	ug/kg	316	152	50	06/30/21 13:07	07/01/21 03:58	563-58-6	
cis-1,3-Dichloropropene	ND	ug/kg	316	85.9	50	06/30/21 13:07	07/01/21 03:58	10061-01-5	
trans-1,3-Dichloropropene	ND	ug/kg	316	109	50	06/30/21 13:07	07/01/21 03:58	10061-02-6	
Diisopropyl ether	**685**	ug/kg	316	85.3	50	06/30/21 13:07	07/01/21 03:58	108-20-3	
Ethylbenzene	**56400**	ug/kg	316	147	50	06/30/21 13:07	07/01/21 03:58	100-41-4	
Hexachloro-1,3-butadiene	ND	ug/kg	632	517	50	06/30/21 13:07	07/01/21 03:58	87-68-3	
2-Hexanone	ND	ug/kg	3160	304	50	06/30/21 13:07	07/01/21 03:58	591-78-6	
Isopropylbenzene (Cumene)	ND	ug/kg	316	107	50	06/30/21 13:07	07/01/21 03:58	98-82-8	
p-Isopropyltoluene	ND	ug/kg	316	155	50	06/30/21 13:07	07/01/21 03:58	99-87-6	
Methylene Chloride	ND	ug/kg	1260	865	50	06/30/21 13:07	07/01/21 03:58	75-09-2	
4-Methyl-2-pentanone (MIBK)	**3810**	ug/kg	3160	304	50	06/30/21 13:07	07/01/21 03:58	108-10-1	
Methyl-tert-butyl ether	ND	ug/kg	316	118	50	06/30/21 13:07	07/01/21 03:58	1634-04-4	
Naphthalene	**12000**	ug/kg	316	166	50	06/30/21 13:07	07/01/21 03:58	91-20-3	
n-Propylbenzene	ND	ug/kg	316	112	50	06/30/21 13:07	07/01/21 03:58	103-65-1	
Styrene	ND	ug/kg	316	83.4	50	06/30/21 13:07	07/01/21 03:58	100-42-5	
1,1,1,2-Tetrachloroethane	ND	ug/kg	316	121	50	06/30/21 13:07	07/01/21 03:58	630-20-6	
1,1,2,2-Tetrachloroethane	ND	ug/kg	316	83.4	50	06/30/21 13:07	07/01/21 03:58	79-34-5	
Tetrachloroethene	ND	ug/kg	316	99.8	50	06/30/21 13:07	07/01/21 03:58	127-18-4	
Toluene	**171000**	ug/kg	316	89.7	50	06/30/21 13:07	07/01/21 03:58	108-88-3	
1,2,3-Trichlorobenzene	ND	ug/kg	316	255	50	06/30/21 13:07	07/01/21 03:58	87-61-6	
1,2,4-Trichlorobenzene	ND	ug/kg	316	265	50	06/30/21 13:07	07/01/21 03:58	120-82-1	
1,1,1-Trichloroethane	ND	ug/kg	316	164	50	06/30/21 13:07	07/01/21 03:58	71-55-6	
1,1,2-Trichloroethane	ND	ug/kg	316	105	50	06/30/21 13:07	07/01/21 03:58	79-00-5	
Trichloroethene	ND	ug/kg	316	81.5	50	06/30/21 13:07	07/01/21 03:58	79-01-6	
Trichlorofluoromethane	ND	ug/kg	316	174	50	06/30/21 13:07	07/01/21 03:58	75-69-4	
1,2,3-Trichloropropane	ND	ug/kg	316	160	50	06/30/21 13:07	07/01/21 03:58	96-18-4	
1,2,4-Trimethylbenzene	**107000**	ug/kg	316	86.5	50	06/30/21 13:07	07/01/21 03:58	95-63-6	
1,3,5-Trimethylbenzene	**32000**	ug/kg	316	106	50	06/30/21 13:07	07/01/21 03:58	108-67-8	
Vinyl acetate	ND	ug/kg	3160	230	50	06/30/21 13:07	07/01/21 03:58	108-05-4	
Vinyl chloride	ND	ug/kg	632	160	50	06/30/21 13:07	07/01/21 03:58	75-01-4	
Xylene (Total)	**276000**	ug/kg	632	180	50	06/30/21 13:07	07/01/21 03:58	1330-20-7	
m&p-Xylene	**199000**	ug/kg	632	216	50	06/30/21 13:07	07/01/21 03:58	179601-23-1	
o-Xylene	**77600**	ug/kg	316	140	50	06/30/21 13:07	07/01/21 03:58	95-47-6	
Surrogates									
Toluene-d8 (S)	99	%	70-130		50	06/30/21 13:07	07/01/21 03:58	2037-26-5	
4-Bromofluorobenzene (S)	98	%	69-134		50	06/30/21 13:07	07/01/21 03:58	460-00-4	
1,2-Dichloroethane-d4 (S)	107	%	70-130		50	06/30/21 13:07	07/01/21 03:58	17060-07-0	
Percent Moisture	Analytical Method: SW-846 Pace Analytical Services - Charlotte								
Percent Moisture	**12.1**	%	0.10	0.10	1		06/29/21 17:13		N2

REPORT OF LABORATORY ANALYSIS

This report shall not be reproduced, except in full,
without the written consent of Pace Analytical Services, LLC.

Pace Analytical Services, LLC
9800 Kincey Ave. Suite 100
Huntersville, NC 28078
(704)875-9092

ANALYTICAL RESULTS

Project: CPC Huntersville/2020-L1-2448
Pace Project No.: 92546969

Sample: AC5 0-2 **Lab ID: 92546969004** Collected: 06/28/21 10:00 Received: 06/29/21 15:22 Matrix: Solid

Results reported on a "dry weight" basis and are adjusted for percent moisture, sample size and any dilutions.

Parameters	Results	Units	Report Limit	MDL	DF	Prepared	Analyzed	CAS No.	Qual
VPH NC Soil	Analytical Method: MADEP VPH Preparation Method: MADEP VPH Pace Analytical Services - Charlotte								
Total VPH (C5-C12)	**67.4**	mg/kg	3.7	3.7	1	06/30/21 11:51	07/01/21 05:12		N2
Aliphatic (C05-C08)	**33.4**	mg/kg	3.7	3.7	1	06/30/21 11:51	07/01/21 05:12		N2
Aliphatic(C09-C12) Adjusted	**26.6**	mg/kg	3.7	3.7	1	06/30/21 11:51	07/01/21 05:12		N2
Aromatic (C09-C10)	**7.4**	mg/kg	3.7	3.7	1	06/30/21 11:51	07/01/21 05:12		N2
Surrogates									
4-Bromofluorobenzene (FID) (S)	116	%	70-130		1	06/30/21 11:51	07/01/21 05:12	460-00-4	
4-Bromofluorobenzene (PID) (S)	103	%	70-130		1	06/30/21 11:51	07/01/21 05:12	460-00-4	
8260D/5035A/5030B Volatiles	Analytical Method: EPA 8260D Preparation Method: EPA 5035A/5030B Pace Analytical Services - Charlotte								
Acetone	**3350**	ug/kg	156	50.1	1	07/01/21 14:19	07/02/21 20:07	67-64-1	
Benzene	**364**	ug/kg	7.8	3.1	1	07/01/21 14:19	07/02/21 20:07	71-43-2	
Bromobenzene	ND	ug/kg	7.8	2.5	1	07/01/21 14:19	07/02/21 20:07	108-86-1	
Bromochloromethane	ND	ug/kg	7.8	2.3	1	07/01/21 14:19	07/02/21 20:07	74-97-5	
Bromodichloromethane	ND	ug/kg	7.8	3.0	1	07/01/21 14:19	07/02/21 20:07	75-27-4	
Bromoform	ND	ug/kg	7.8	2.7	1	07/01/21 14:19	07/02/21 20:07	75-25-2	
Bromomethane	ND	ug/kg	15.6	12.3	1	07/01/21 14:19	07/02/21 20:07	74-83-9	IK
2-Butanone (MEK)	**471**	ug/kg	156	37.4	1	07/01/21 14:19	07/02/21 20:07	78-93-3	
n-Butylbenzene	ND	ug/kg	7.8	3.7	1	07/01/21 14:19	07/02/21 20:07	104-51-8	
sec-Butylbenzene	ND	ug/kg	7.8	3.4	1	07/01/21 14:19	07/02/21 20:07	135-98-8	
tert-Butylbenzene	ND	ug/kg	7.8	2.8	1	07/01/21 14:19	07/02/21 20:07	98-06-6	
Carbon tetrachloride	ND	ug/kg	7.8	2.9	1	07/01/21 14:19	07/02/21 20:07	56-23-5	
Chlorobenzene	ND	ug/kg	7.8	1.5	1	07/01/21 14:19	07/02/21 20:07	108-90-7	
Chloroethane	ND	ug/kg	15.6	6.0	1	07/01/21 14:19	07/02/21 20:07	75-00-3	
Chloroform	ND	ug/kg	7.8	4.7	1	07/01/21 14:19	07/02/21 20:07	67-66-3	
Chloromethane	ND	ug/kg	15.6	6.5	1	07/01/21 14:19	07/02/21 20:07	74-87-3	
2-Chlorotoluene	ND	ug/kg	7.8	2.8	1	07/01/21 14:19	07/02/21 20:07	95-49-8	
4-Chlorotoluene	ND	ug/kg	7.8	1.4	1	07/01/21 14:19	07/02/21 20:07	106-43-4	
1,2-Dibromo-3-chloropropane	ND	ug/kg	7.8	3.0	1	07/01/21 14:19	07/02/21 20:07	96-12-8	
Dibromochloromethane	ND	ug/kg	7.8	4.4	1	07/01/21 14:19	07/02/21 20:07	124-48-1	
1,2-Dibromoethane (EDB)	ND	ug/kg	7.8	3.4	1	07/01/21 14:19	07/02/21 20:07	106-93-4	
Dibromomethane	ND	ug/kg	7.8	1.7	1	07/01/21 14:19	07/02/21 20:07	74-95-3	
1,2-Dichlorobenzene	ND	ug/kg	7.8	2.8	1	07/01/21 14:19	07/02/21 20:07	95-50-1	
1,3-Dichlorobenzene	ND	ug/kg	7.8	2.4	1	07/01/21 14:19	07/02/21 20:07	541-73-1	
1,4-Dichlorobenzene	ND	ug/kg	7.8	2.0	1	07/01/21 14:19	07/02/21 20:07	106-46-7	
Dichlorodifluoromethane	ND	ug/kg	15.6	3.4	1	07/01/21 14:19	07/02/21 20:07	75-71-8	
1,1-Dichloroethane	ND	ug/kg	7.8	3.2	1	07/01/21 14:19	07/02/21 20:07	75-34-3	
1,2-Dichloroethane	ND	ug/kg	7.8	5.2	1	07/01/21 14:19	07/02/21 20:07	107-06-2	
1,1-Dichloroethene	ND	ug/kg	7.8	3.2	1	07/01/21 14:19	07/02/21 20:07	75-35-4	
cis-1,2-Dichloroethene	ND	ug/kg	7.8	2.7	1	07/01/21 14:19	07/02/21 20:07	156-59-2	
trans-1,2-Dichloroethene	ND	ug/kg	7.8	2.7	1	07/01/21 14:19	07/02/21 20:07	156-60-5	
1,2-Dichloropropane	ND	ug/kg	7.8	2.3	1	07/01/21 14:19	07/02/21 20:07	78-87-5	
1,3-Dichloropropane	ND	ug/kg	7.8	2.4	1	07/01/21 14:19	07/02/21 20:07	142-28-9	
2,2-Dichloropropane	ND	ug/kg	7.8	2.5	1	07/01/21 14:19	07/02/21 20:07	594-20-7	

REPORT OF LABORATORY ANALYSIS

This report shall not be reproduced, except in full,
without the written consent of Pace Analytical Services, LLC.

Pace Analytical Services, LLC
9800 Kincey Ave. Suite 100
Huntersville, NC 28078
(704)875-9092

ANALYTICAL RESULTS

Project: CPC Huntersville/2020-L1-2448
Pace Project No.: 92546969

Sample: AC5 0-2 **Lab ID: 92546969004** Collected: 06/28/21 10:00 Received: 06/29/21 15:22 Matrix: Solid

Results reported on a "dry weight" basis and are adjusted for percent moisture, sample size and any dilutions.

Parameters	Results	Units	Report Limit	MDL	DF	Prepared	Analyzed	CAS No.	Qual
8260D/5035A/5030B Volatiles	Analytical Method: EPA 8260D Preparation Method: EPA 5035A/5030B Pace Analytical Services - Charlotte								
1,1-Dichloropropene	ND	ug/kg	7.8	3.7	1	07/01/21 14:19	07/02/21 20:07	563-58-6	
cis-1,3-Dichloropropene	ND	ug/kg	7.8	2.1	1	07/01/21 14:19	07/02/21 20:07	10061-01-5	
trans-1,3-Dichloropropene	ND	ug/kg	7.8	2.7	1	07/01/21 14:19	07/02/21 20:07	10061-02-6	
Diisopropyl ether	**115**	ug/kg	7.8	2.1	1	07/01/21 14:19	07/02/21 20:07	108-20-3	
Ethylbenzene	**591**	ug/kg	7.8	3.6	1	07/01/21 14:19	07/02/21 20:07	100-41-4	
Hexachloro-1,3-butadiene	ND	ug/kg	15.6	12.8	1	07/01/21 14:19	07/02/21 20:07	87-68-3	
2-Hexanone	ND	ug/kg	78.0	7.5	1	07/01/21 14:19	07/02/21 20:07	591-78-6	
Isopropylbenzene (Cumene)	ND	ug/kg	7.8	2.7	1	07/01/21 14:19	07/02/21 20:07	98-82-8	
p-Isopropyltoluene	**315**	ug/kg	7.8	3.8	1	07/01/21 14:19	07/02/21 20:07	99-87-6	
Methylene Chloride	ND	ug/kg	31.2	21.4	1	07/01/21 14:19	07/02/21 20:07	75-09-2	
4-Methyl-2-pentanone (MIBK)	ND	ug/kg	78.0	7.5	1	07/01/21 14:19	07/02/21 20:07	108-10-1	
Methyl-tert-butyl ether	ND	ug/kg	7.8	2.9	1	07/01/21 14:19	07/02/21 20:07	1634-04-4	
Naphthalene	**160**	ug/kg	7.8	4.1	1	07/01/21 14:19	07/02/21 20:07	91-20-3	
n-Propylbenzene	ND	ug/kg	7.8	2.8	1	07/01/21 14:19	07/02/21 20:07	103-65-1	
Styrene	ND	ug/kg	7.8	2.1	1	07/01/21 14:19	07/02/21 20:07	100-42-5	
1,1,1,2-Tetrachloroethane	ND	ug/kg	7.8	3.0	1	07/01/21 14:19	07/02/21 20:07	630-20-6	
1,1,2,2-Tetrachloroethane	ND	ug/kg	7.8	2.1	1	07/01/21 14:19	07/02/21 20:07	79-34-5	
Tetrachloroethene	ND	ug/kg	7.8	2.5	1	07/01/21 14:19	07/02/21 20:07	127-18-4	
Toluene	**1330**	ug/kg	7.8	2.2	1	07/01/21 14:19	07/02/21 20:07	108-88-3	
1,2,3-Trichlorobenzene	ND	ug/kg	7.8	6.3	1	07/01/21 14:19	07/02/21 20:07	87-61-6	
1,2,4-Trichlorobenzene	ND	ug/kg	7.8	6.5	1	07/01/21 14:19	07/02/21 20:07	120-82-1	
1,1,1-Trichloroethane	ND	ug/kg	7.8	4.1	1	07/01/21 14:19	07/02/21 20:07	71-55-6	
1,1,2-Trichloroethane	ND	ug/kg	7.8	2.6	1	07/01/21 14:19	07/02/21 20:07	79-00-5	
Trichloroethene	ND	ug/kg	7.8	2.0	1	07/01/21 14:19	07/02/21 20:07	79-01-6	
Trichlorofluoromethane	ND	ug/kg	7.8	4.3	1	07/01/21 14:19	07/02/21 20:07	75-69-4	
1,2,3-Trichloropropane	ND	ug/kg	7.8	3.9	1	07/01/21 14:19	07/02/21 20:07	96-18-4	
1,2,4-Trimethylbenzene	**1070**	ug/kg	7.8	2.1	1	07/01/21 14:19	07/02/21 20:07	95-63-6	
1,3,5-Trimethylbenzene	ND	ug/kg	7.8	2.6	1	07/01/21 14:19	07/02/21 20:07	108-67-8	
Vinyl acetate	ND	ug/kg	78.0	5.7	1	07/01/21 14:19	07/02/21 20:07	108-05-4	
Vinyl chloride	ND	ug/kg	15.6	4.0	1	07/01/21 14:19	07/02/21 20:07	75-01-4	
Xylene (Total)	**4570**	ug/kg	15.6	4.4	1	07/01/21 14:19	07/02/21 20:07	1330-20-7	
m&p-Xylene	**3180**	ug/kg	15.6	5.3	1	07/01/21 14:19	07/02/21 20:07	179601-23-1	
o-Xylene	**1390**	ug/kg	7.8	3.4	1	07/01/21 14:19	07/02/21 20:07	95-47-6	
Surrogates									
Toluene-d8 (S)	102	%	70-130		1	07/01/21 14:19	07/02/21 20:07	2037-26-5	
4-Bromofluorobenzene (S)	100	%	69-134		1	07/01/21 14:19	07/02/21 20:07	460-00-4	
1,2-Dichloroethane-d4 (S)	110	%	70-130		1	07/01/21 14:19	07/02/21 20:07	17060-07-0	
Percent Moisture	Analytical Method: SW-846 Pace Analytical Services - Charlotte								
Percent Moisture	**11.9**	%	0.10	0.10	1		06/29/21 17:13		N2

REPORT OF LABORATORY ANALYSIS

This report shall not be reproduced, except in full,
without the written consent of Pace Analytical Services, LLC.

Pace Analytical Services, LLC
9800 Kincey Ave. Suite 100
Huntersville, NC 28078
(704)875-9092

ANALYTICAL RESULTS

Project: CPC Huntersville/2020-L1-2448
Pace Project No.: 92546969

Sample: AC5 14-16 **Lab ID: 92546969005** Collected: 06/28/21 10:05 Received: 06/29/21 15:22 Matrix: Solid

Results reported on a "dry weight" basis and are adjusted for percent moisture, sample size and any dilutions.

Parameters	Results	Units	Report Limit	MDL	DF	Prepared	Analyzed	CAS No.	Qual
VPH NC Soil	Analytical Method: MADEP VPH Preparation Method: MADEP VPH Pace Analytical Services - Charlotte								
Total VPH (C5-C12)	**29100**	mg/kg	171	171	50	07/02/21 13:02	07/03/21 09:24		N2
Aliphatic (C05-C08)	**21200**	mg/kg	171	171	50	07/02/21 13:02	07/03/21 09:24		N2
Aliphatic(C09-C12) Adjusted	**6260**	mg/kg	171	171	50	07/02/21 13:02	07/03/21 09:24		N2
Aromatic (C09-C10)	**1640**	mg/kg	171	171	50	07/02/21 13:02	07/03/21 09:24		N2
Surrogates									
4-Bromofluorobenzene (FID) (S)	139	%	70-130		50	07/02/21 13:02	07/03/21 09:24	460-00-4	S2
4-Bromofluorobenzene (PID) (S)	92	%	70-130		50	07/02/21 13:02	07/03/21 09:24	460-00-4	
8260D/5035A/5030B Volatiles	Analytical Method: EPA 8260D Preparation Method: EPA 5035A/5030B Pace Analytical Services - Charlotte								
Acetone	ND	ug/kg	17900	5730	125	07/01/21 14:19	07/02/21 20:26	67-64-1	
Benzene	**70200**	ug/kg	893	355	125	07/01/21 14:19	07/02/21 20:26	71-43-2	
Bromobenzene	ND	ug/kg	893	291	125	07/01/21 14:19	07/02/21 20:26	108-86-1	
Bromochloromethane	ND	ug/kg	893	264	125	07/01/21 14:19	07/02/21 20:26	74-97-5	
Bromodichloromethane	ND	ug/kg	893	345	125	07/01/21 14:19	07/02/21 20:26	75-27-4	
Bromoform	ND	ug/kg	893	314	125	07/01/21 14:19	07/02/21 20:26	75-25-2	
Bromomethane	ND	ug/kg	1790	1410	125	07/01/21 14:19	07/02/21 20:26	74-83-9	IK
2-Butanone (MEK)	ND	ug/kg	17900	4290	125	07/01/21 14:19	07/02/21 20:26	78-93-3	
n-Butylbenzene	ND	ug/kg	893	421	125	07/01/21 14:19	07/02/21 20:26	104-51-8	
sec-Butylbenzene	ND	ug/kg	893	393	125	07/01/21 14:19	07/02/21 20:26	135-98-8	
tert-Butylbenzene	ND	ug/kg	893	318	125	07/01/21 14:19	07/02/21 20:26	98-06-6	
Carbon tetrachloride	ND	ug/kg	893	334	125	07/01/21 14:19	07/02/21 20:26	56-23-5	
Chlorobenzene	ND	ug/kg	893	171	125	07/01/21 14:19	07/02/21 20:26	108-90-7	
Chloroethane	ND	ug/kg	1790	689	125	07/01/21 14:19	07/02/21 20:26	75-00-3	
Chloroform	ND	ug/kg	893	543	125	07/01/21 14:19	07/02/21 20:26	67-66-3	
Chloromethane	ND	ug/kg	1790	750	125	07/01/21 14:19	07/02/21 20:26	74-87-3	
2-Chlorotoluene	ND	ug/kg	893	316	125	07/01/21 14:19	07/02/21 20:26	95-49-8	
4-Chlorotoluene	ND	ug/kg	893	158	125	07/01/21 14:19	07/02/21 20:26	106-43-4	
1,2-Dibromo-3-chloropropane	ND	ug/kg	893	346	125	07/01/21 14:19	07/02/21 20:26	96-12-8	
Dibromochloromethane	ND	ug/kg	893	502	125	07/01/21 14:19	07/02/21 20:26	124-48-1	
1,2-Dibromoethane (EDB)	ND	ug/kg	893	393	125	07/01/21 14:19	07/02/21 20:26	106-93-4	
Dibromomethane	ND	ug/kg	893	191	125	07/01/21 14:19	07/02/21 20:26	74-95-3	
1,2-Dichlorobenzene	ND	ug/kg	893	321	125	07/01/21 14:19	07/02/21 20:26	95-50-1	
1,3-Dichlorobenzene	ND	ug/kg	893	277	125	07/01/21 14:19	07/02/21 20:26	541-73-1	
1,4-Dichlorobenzene	ND	ug/kg	893	232	125	07/01/21 14:19	07/02/21 20:26	106-46-7	
Dichlorodifluoromethane	ND	ug/kg	1790	387	125	07/01/21 14:19	07/02/21 20:26	75-71-8	
1,1-Dichloroethane	ND	ug/kg	893	368	125	07/01/21 14:19	07/02/21 20:26	75-34-3	
1,2-Dichloroethane	ND	ug/kg	893	591	125	07/01/21 14:19	07/02/21 20:26	107-06-2	
1,1-Dichloroethene	ND	ug/kg	893	368	125	07/01/21 14:19	07/02/21 20:26	75-35-4	
cis-1,2-Dichloroethene	ND	ug/kg	893	305	125	07/01/21 14:19	07/02/21 20:26	156-59-2	
trans-1,2-Dichloroethene	ND	ug/kg	893	312	125	07/01/21 14:19	07/02/21 20:26	156-60-5	
1,2-Dichloropropane	ND	ug/kg	893	268	125	07/01/21 14:19	07/02/21 20:26	78-87-5	
1,3-Dichloropropane	ND	ug/kg	893	279	125	07/01/21 14:19	07/02/21 20:26	142-28-9	
2,2-Dichloropropane	ND	ug/kg	893	291	125	07/01/21 14:19	07/02/21 20:26	594-20-7	

REPORT OF LABORATORY ANALYSIS

This report shall not be reproduced, except in full,
without the written consent of Pace Analytical Services, LLC.

Pace Analytical Services, LLC
9800 Kincey Ave. Suite 100
Huntersville, NC 28078
(704)875-9092

ANALYTICAL RESULTS

Project: CPC Huntersville/2020-L1-2448
Pace Project No.: 92546969

Sample: AC5 14-16 **Lab ID: 92546969005** Collected: 06/28/21 10:05 Received: 06/29/21 15:22 Matrix: Solid

Results reported on a "dry weight" basis and are adjusted for percent moisture, sample size and any dilutions.

Parameters	Results	Units	Report Limit	MDL	DF	Prepared	Analyzed	CAS No.	Qual
8260D/5035A/5030B Volatiles	Analytical Method: EPA 8260D Preparation Method: EPA 5035A/5030B Pace Analytical Services - Charlotte								
1,1-Dichloropropene	ND	ug/kg	893	429	125	07/01/21 14:19	07/02/21 20:26	563-58-6	
cis-1,3-Dichloropropene	ND	ug/kg	893	243	125	07/01/21 14:19	07/02/21 20:26	10061-01-5	
trans-1,3-Dichloropropene	ND	ug/kg	893	307	125	07/01/21 14:19	07/02/21 20:26	10061-02-6	
Diisopropyl ether	**5440**	ug/kg	893	241	125	07/01/21 14:19	07/02/21 20:26	108-20-3	
Ethylbenzene	**298000**	ug/kg	893	416	125	07/01/21 14:19	07/02/21 20:26	100-41-4	
Hexachloro-1,3-butadiene	ND	ug/kg	1790	1460	125	07/01/21 14:19	07/02/21 20:26	87-68-3	
2-Hexanone	ND	ug/kg	8930	861	125	07/01/21 14:19	07/02/21 20:26	591-78-6	
Isopropylbenzene (Cumene)	ND	ug/kg	893	304	125	07/01/21 14:19	07/02/21 20:26	98-82-8	
p-Isopropyltoluene	**19300**	ug/kg	893	439	125	07/01/21 14:19	07/02/21 20:26	99-87-6	
Methylene Chloride	ND	ug/kg	3570	2450	125	07/01/21 14:19	07/02/21 20:26	75-09-2	
4-Methyl-2-pentanone (MIBK)	ND	ug/kg	8930	861	125	07/01/21 14:19	07/02/21 20:26	108-10-1	
Methyl-tert-butyl ether	ND	ug/kg	893	334	125	07/01/21 14:19	07/02/21 20:26	1634-04-4	
Naphthalene	**41300**	ug/kg	893	470	125	07/01/21 14:19	07/02/21 20:26	91-20-3	
n-Propylbenzene	ND	ug/kg	893	318	125	07/01/21 14:19	07/02/21 20:26	103-65-1	
Styrene	ND	ug/kg	893	236	125	07/01/21 14:19	07/02/21 20:26	100-42-5	
1,1,1,2-Tetrachloroethane	ND	ug/kg	893	343	125	07/01/21 14:19	07/02/21 20:26	630-20-6	
1,1,2,2-Tetrachloroethane	ND	ug/kg	893	236	125	07/01/21 14:19	07/02/21 20:26	79-34-5	
Tetrachloroethene	ND	ug/kg	893	282	125	07/01/21 14:19	07/02/21 20:26	127-18-4	
Toluene	**693000**	ug/kg	893	254	125	07/01/21 14:19	07/02/21 20:26	108-88-3	
1,2,3-Trichlorobenzene	ND	ug/kg	893	721	125	07/01/21 14:19	07/02/21 20:26	87-61-6	
1,2,4-Trichlorobenzene	ND	ug/kg	893	750	125	07/01/21 14:19	07/02/21 20:26	120-82-1	
1,1,1-Trichloroethane	ND	ug/kg	893	464	125	07/01/21 14:19	07/02/21 20:26	71-55-6	
1,1,2-Trichloroethane	ND	ug/kg	893	296	125	07/01/21 14:19	07/02/21 20:26	79-00-5	
Trichloroethene	ND	ug/kg	893	230	125	07/01/21 14:19	07/02/21 20:26	79-01-6	
Trichlorofluoromethane	ND	ug/kg	893	491	125	07/01/21 14:19	07/02/21 20:26	75-69-4	
1,2,3-Trichloropropane	ND	ug/kg	893	452	125	07/01/21 14:19	07/02/21 20:26	96-18-4	
1,2,4-Trimethylbenzene	**387000**	ug/kg	893	245	125	07/01/21 14:19	07/02/21 20:26	95-63-6	
1,3,5-Trimethylbenzene	**114000**	ug/kg	893	300	125	07/01/21 14:19	07/02/21 20:26	108-67-8	
Vinyl acetate	ND	ug/kg	8930	650	125	07/01/21 14:19	07/02/21 20:26	108-05-4	
Vinyl chloride	ND	ug/kg	1790	454	125	07/01/21 14:19	07/02/21 20:26	75-01-4	
Xylene (Total)	**1530000**	ug/kg	1790	509	125	07/01/21 14:19	07/02/21 20:26	1330-20-7	
m&p-Xylene	**1090000**	ug/kg	1790	611	125	07/01/21 14:19	07/02/21 20:26	179601-23-1	
o-Xylene	**438000**	ug/kg	893	395	125	07/01/21 14:19	07/02/21 20:26	95-47-6	
Surrogates									
Toluene-d8 (S)	100	%	70-130		125	07/01/21 14:19	07/02/21 20:26	2037-26-5	
4-Bromofluorobenzene (S)	99	%	69-134		125	07/01/21 14:19	07/02/21 20:26	460-00-4	
1,2-Dichloroethane-d4 (S)	113	%	70-130		125	07/01/21 14:19	07/02/21 20:26	17060-07-0	
Percent Moisture	Analytical Method: SW-846 Pace Analytical Services - Charlotte								
Percent Moisture	**12.8**	%	0.10	0.10	1		06/29/21 17:13		N2

REPORT OF LABORATORY ANALYSIS

This report shall not be reproduced, except in full,
without the written consent of Pace Analytical Services, LLC.

Pace Analytical Services, LLC
9800 Kincey Ave. Suite 100
Huntersville, NC 28078
(704)875-9092

ANALYTICAL RESULTS

Project: CPC Huntersville/2020-L1-2448
Pace Project No.: 92546969

Sample: AC5 26-28 **Lab ID: 92546969006** Collected: 06/28/21 10:05 Received: 06/29/21 15:22 Matrix: Solid

Results reported on a "dry weight" basis and are adjusted for percent moisture, sample size and any dilutions.

Parameters	Results	Units	Report Limit	MDL	DF	Prepared	Analyzed	CAS No.	Qual
VPH NC Soil	Analytical Method: MADEP VPH Preparation Method: MADEP VPH Pace Analytical Services - Charlotte								
Total VPH (C5-C12)	**15500**	mg/kg	119	119	40	07/02/21 13:02	07/03/21 09:53		N2
Aliphatic (C05-C08)	**10600**	mg/kg	119	119	40	07/02/21 13:02	07/03/21 09:53		N2
Aliphatic(C09-C12) Adjusted	**3750**	mg/kg	119	119	40	07/02/21 13:02	07/03/21 09:53		N2
Aromatic (C09-C10)	**1170**	mg/kg	119	119	40	07/02/21 13:02	07/03/21 09:53		N2
Surrogates									
4-Bromofluorobenzene (FID) (S)	132	%	70-130		40	07/02/21 13:02	07/03/21 09:53	460-00-4	S2
4-Bromofluorobenzene (PID) (S)	93	%	70-130		40	07/02/21 13:02	07/03/21 09:53	460-00-4	
8260D/5035A/5030B Volatiles	Analytical Method: EPA 8260D Preparation Method: EPA 5035A/5030B Pace Analytical Services - Charlotte								
Acetone	ND	ug/kg	12200	3910	100	07/01/21 14:19	07/02/21 20:44	67-64-1	
Benzene	**29400**	ug/kg	610	243	100	07/01/21 14:19	07/02/21 20:44	71-43-2	
Bromobenzene	ND	ug/kg	610	199	100	07/01/21 14:19	07/02/21 20:44	108-86-1	
Bromochloromethane	ND	ug/kg	610	180	100	07/01/21 14:19	07/02/21 20:44	74-97-5	
Bromodichloromethane	ND	ug/kg	610	235	100	07/01/21 14:19	07/02/21 20:44	75-27-4	
Bromoform	ND	ug/kg	610	215	100	07/01/21 14:19	07/02/21 20:44	75-25-2	
Bromomethane	ND	ug/kg	1220	963	100	07/01/21 14:19	07/02/21 20:44	74-83-9	IK
2-Butanone (MEK)	ND	ug/kg	12200	2930	100	07/01/21 14:19	07/02/21 20:44	78-93-3	
n-Butylbenzene	ND	ug/kg	610	288	100	07/01/21 14:19	07/02/21 20:44	104-51-8	
sec-Butylbenzene	ND	ug/kg	610	268	100	07/01/21 14:19	07/02/21 20:44	135-98-8	
tert-Butylbenzene	ND	ug/kg	610	217	100	07/01/21 14:19	07/02/21 20:44	98-06-6	
Carbon tetrachloride	ND	ug/kg	610	228	100	07/01/21 14:19	07/02/21 20:44	56-23-5	
Chlorobenzene	ND	ug/kg	610	117	100	07/01/21 14:19	07/02/21 20:44	108-90-7	
Chloroethane	ND	ug/kg	1220	471	100	07/01/21 14:19	07/02/21 20:44	75-00-3	
Chloroform	ND	ug/kg	610	371	100	07/01/21 14:19	07/02/21 20:44	67-66-3	
Chloromethane	ND	ug/kg	1220	512	100	07/01/21 14:19	07/02/21 20:44	74-87-3	
2-Chlorotoluene	ND	ug/kg	610	216	100	07/01/21 14:19	07/02/21 20:44	95-49-8	
4-Chlorotoluene	ND	ug/kg	610	108	100	07/01/21 14:19	07/02/21 20:44	106-43-4	
1,2-Dibromo-3-chloropropane	ND	ug/kg	610	237	100	07/01/21 14:19	07/02/21 20:44	96-12-8	
Dibromochloromethane	ND	ug/kg	610	343	100	07/01/21 14:19	07/02/21 20:44	124-48-1	
1,2-Dibromoethane (EDB)	ND	ug/kg	610	268	100	07/01/21 14:19	07/02/21 20:44	106-93-4	
Dibromomethane	ND	ug/kg	610	130	100	07/01/21 14:19	07/02/21 20:44	74-95-3	
1,2-Dichlorobenzene	ND	ug/kg	610	219	100	07/01/21 14:19	07/02/21 20:44	95-50-1	
1,3-Dichlorobenzene	ND	ug/kg	610	189	100	07/01/21 14:19	07/02/21 20:44	541-73-1	
1,4-Dichlorobenzene	ND	ug/kg	610	158	100	07/01/21 14:19	07/02/21 20:44	106-46-7	
Dichlorodifluoromethane	ND	ug/kg	1220	265	100	07/01/21 14:19	07/02/21 20:44	75-71-8	
1,1-Dichloroethane	ND	ug/kg	610	251	100	07/01/21 14:19	07/02/21 20:44	75-34-3	
1,2-Dichloroethane	ND	ug/kg	610	404	100	07/01/21 14:19	07/02/21 20:44	107-06-2	
1,1-Dichloroethene	ND	ug/kg	610	251	100	07/01/21 14:19	07/02/21 20:44	75-35-4	
cis-1,2-Dichloroethene	ND	ug/kg	610	208	100	07/01/21 14:19	07/02/21 20:44	156-59-2	
trans-1,2-Dichloroethene	ND	ug/kg	610	213	100	07/01/21 14:19	07/02/21 20:44	156-60-5	
1,2-Dichloropropane	ND	ug/kg	610	183	100	07/01/21 14:19	07/02/21 20:44	78-87-5	
1,3-Dichloropropane	ND	ug/kg	610	190	100	07/01/21 14:19	07/02/21 20:44	142-28-9	
2,2-Dichloropropane	ND	ug/kg	610	199	100	07/01/21 14:19	07/02/21 20:44	594-20-7	

REPORT OF LABORATORY ANALYSIS

This report shall not be reproduced, except in full,
without the written consent of Pace Analytical Services, LLC.

Pace Analytical Services, LLC
9800 Kincey Ave. Suite 100
Huntersville, NC 28078
(704)875-9092

ANALYTICAL RESULTS

Project: CPC Huntersville/2020-L1-2448
Pace Project No.: 92546969

Sample: AC5 26-28 **Lab ID: 92546969006** Collected: 06/28/21 10:05 Received: 06/29/21 15:22 Matrix: Solid

Results reported on a "dry weight" basis and are adjusted for percent moisture, sample size and any dilutions.

Parameters	Results	Units	Report Limit	MDL	DF	Prepared	Analyzed	CAS No.	Qual
8260D/5035A/5030B Volatiles	Analytical Method: EPA 8260D Preparation Method: EPA 5035A/5030B Pace Analytical Services - Charlotte								
1,1-Dichloropropene	ND	ug/kg	610	293	100	07/01/21 14:19	07/02/21 20:44	563-58-6	
cis-1,3-Dichloropropene	ND	ug/kg	610	166	100	07/01/21 14:19	07/02/21 20:44	10061-01-5	
trans-1,3-Dichloropropene	ND	ug/kg	610	210	100	07/01/21 14:19	07/02/21 20:44	10061-02-6	
Diisopropyl ether	**1660**	ug/kg	610	165	100	07/01/21 14:19	07/02/21 20:44	108-20-3	
Ethylbenzene	**142000**	ug/kg	610	284	100	07/01/21 14:19	07/02/21 20:44	100-41-4	
Hexachloro-1,3-butadiene	ND	ug/kg	1220	997	100	07/01/21 14:19	07/02/21 20:44	87-68-3	
2-Hexanone	ND	ug/kg	6100	588	100	07/01/21 14:19	07/02/21 20:44	591-78-6	
Isopropylbenzene (Cumene)	ND	ug/kg	610	207	100	07/01/21 14:19	07/02/21 20:44	98-82-8	
p-Isopropyltoluene	**9410**	ug/kg	610	300	100	07/01/21 14:19	07/02/21 20:44	99-87-6	
Methylene Chloride	ND	ug/kg	2440	1670	100	07/01/21 14:19	07/02/21 20:44	75-09-2	
4-Methyl-2-pentanone (MIBK)	ND	ug/kg	6100	588	100	07/01/21 14:19	07/02/21 20:44	108-10-1	
Methyl-tert-butyl ether	ND	ug/kg	610	228	100	07/01/21 14:19	07/02/21 20:44	1634-04-4	
Naphthalene	**24000**	ug/kg	610	321	100	07/01/21 14:19	07/02/21 20:44	91-20-3	
n-Propylbenzene	ND	ug/kg	610	217	100	07/01/21 14:19	07/02/21 20:44	103-65-1	
Styrene	ND	ug/kg	610	161	100	07/01/21 14:19	07/02/21 20:44	100-42-5	
1,1,1,2-Tetrachloroethane	ND	ug/kg	610	234	100	07/01/21 14:19	07/02/21 20:44	630-20-6	
1,1,2,2-Tetrachloroethane	ND	ug/kg	610	161	100	07/01/21 14:19	07/02/21 20:44	79-34-5	
Tetrachloroethene	ND	ug/kg	610	193	100	07/01/21 14:19	07/02/21 20:44	127-18-4	
Toluene	**361000**	ug/kg	610	173	100	07/01/21 14:19	07/02/21 20:44	108-88-3	
1,2,3-Trichlorobenzene	ND	ug/kg	610	493	100	07/01/21 14:19	07/02/21 20:44	87-61-6	
1,2,4-Trichlorobenzene	ND	ug/kg	610	512	100	07/01/21 14:19	07/02/21 20:44	120-82-1	
1,1,1-Trichloroethane	ND	ug/kg	610	317	100	07/01/21 14:19	07/02/21 20:44	71-55-6	
1,1,2-Trichloroethane	ND	ug/kg	610	202	100	07/01/21 14:19	07/02/21 20:44	79-00-5	
Trichloroethene	ND	ug/kg	610	157	100	07/01/21 14:19	07/02/21 20:44	79-01-6	
Trichlorofluoromethane	ND	ug/kg	610	335	100	07/01/21 14:19	07/02/21 20:44	75-69-4	
1,2,3-Trichloropropane	ND	ug/kg	610	308	100	07/01/21 14:19	07/02/21 20:44	96-18-4	
1,2,4-Trimethylbenzene	**215000**	ug/kg	610	167	100	07/01/21 14:19	07/02/21 20:44	95-63-6	
1,3,5-Trimethylbenzene	**62900**	ug/kg	610	205	100	07/01/21 14:19	07/02/21 20:44	108-67-8	
Vinyl acetate	ND	ug/kg	6100	444	100	07/01/21 14:19	07/02/21 20:44	108-05-4	
Vinyl chloride	ND	ug/kg	1220	310	100	07/01/21 14:19	07/02/21 20:44	75-01-4	
Xylene (Total)	**723000**	ug/kg	1220	347	100	07/01/21 14:19	07/02/21 20:44	1330-20-7	
m&p-Xylene	**517000**	ug/kg	1220	417	100	07/01/21 14:19	07/02/21 20:44	179601-23-1	
o-Xylene	**206000**	ug/kg	610	269	100	07/01/21 14:19	07/02/21 20:44	95-47-6	
Surrogates									
Toluene-d8 (S)	100	%	70-130		100	07/01/21 14:19	07/02/21 20:44	2037-26-5	
4-Bromofluorobenzene (S)	100	%	69-134		100	07/01/21 14:19	07/02/21 20:44	460-00-4	
1,2-Dichloroethane-d4 (S)	113	%	70-130		100	07/01/21 14:19	07/02/21 20:44	17060-07-0	
Percent Moisture	Analytical Method: SW-846 Pace Analytical Services - Charlotte								
Percent Moisture	**6.2**	%	0.10	0.10	1		06/29/21 17:13		N2

REPORT OF LABORATORY ANALYSIS

This report shall not be reproduced, except in full,
without the written consent of Pace Analytical Services, LLC.

Pace Analytical Services, LLC
9800 Kincey Ave. Suite 100
Huntersville, NC 28078
(704)875-9092

ANALYTICAL RESULTS

Project: CPC Huntersville/2020-L1-2448
Pace Project No.: 92546969

Sample: AC6 0-2 **Lab ID: 92546969007** Collected: 06/28/21 15:10 Received: 06/29/21 15:22 Matrix: Solid

Results reported on a "dry weight" basis and are adjusted for percent moisture, sample size and any dilutions.

Parameters	Results	Units	Report Limit	MDL	DF	Prepared	Analyzed	CAS No.	Qual
VPH NC Soil	Analytical Method: MADEP VPH Preparation Method: MADEP VPH Pace Analytical Services - Charlotte								
Total VPH (C5-C12)	**8.7**	mg/kg	4.5	4.5	1	06/30/21 11:51	07/01/21 05:41		N2
Aliphatic (C05-C08)	**4.9**	mg/kg	4.5	4.5	1	06/30/21 11:51	07/01/21 05:41		N2
Aliphatic(C09-C12) Adjusted	ND	mg/kg	4.5	4.5	1	06/30/21 11:51	07/01/21 05:41		N2
Aromatic (C09-C10)	ND	mg/kg	4.5	4.5	1	06/30/21 11:51	07/01/21 05:41		N2
Surrogates									
4-Bromofluorobenzene (FID) (S)	110	%	70-130		1	06/30/21 11:51	07/01/21 05:41	460-00-4	
4-Bromofluorobenzene (PID) (S)	104	%	70-130		1	06/30/21 11:51	07/01/21 05:41	460-00-4	
8260D/5035A/5030B Volatiles	Analytical Method: EPA 8260D Preparation Method: EPA 5035A/5030B Pace Analytical Services - Charlotte								
Acetone	ND	ug/kg	170	54.4	1	06/29/21 19:58	06/30/21 14:41	67-64-1	
Benzene	ND	ug/kg	8.5	3.4	1	06/29/21 19:58	06/30/21 14:41	71-43-2	
Bromobenzene	ND	ug/kg	8.5	2.8	1	06/29/21 19:58	06/30/21 14:41	108-86-1	
Bromochloromethane	ND	ug/kg	8.5	2.5	1	06/29/21 19:58	06/30/21 14:41	74-97-5	
Bromodichloromethane	ND	ug/kg	8.5	3.3	1	06/29/21 19:58	06/30/21 14:41	75-27-4	
Bromoform	ND	ug/kg	8.5	3.0	1	06/29/21 19:58	06/30/21 14:41	75-25-2	
Bromomethane	ND	ug/kg	17.0	13.4	1	06/29/21 19:58	06/30/21 14:41	74-83-9	IK
2-Butanone (MEK)	ND	ug/kg	170	40.7	1	06/29/21 19:58	06/30/21 14:41	78-93-3	
n-Butylbenzene	ND	ug/kg	8.5	4.0	1	06/29/21 19:58	06/30/21 14:41	104-51-8	
sec-Butylbenzene	ND	ug/kg	8.5	3.7	1	06/29/21 19:58	06/30/21 14:41	135-98-8	
tert-Butylbenzene	ND	ug/kg	8.5	3.0	1	06/29/21 19:58	06/30/21 14:41	98-06-6	
Carbon tetrachloride	ND	ug/kg	8.5	3.2	1	06/29/21 19:58	06/30/21 14:41	56-23-5	
Chlorobenzene	ND	ug/kg	8.5	1.6	1	06/29/21 19:58	06/30/21 14:41	108-90-7	
Chloroethane	ND	ug/kg	17.0	6.5	1	06/29/21 19:58	06/30/21 14:41	75-00-3	
Chloroform	ND	ug/kg	8.5	5.2	1	06/29/21 19:58	06/30/21 14:41	67-66-3	
Chloromethane	ND	ug/kg	17.0	7.1	1	06/29/21 19:58	06/30/21 14:41	74-87-3	
2-Chlorotoluene	ND	ug/kg	8.5	3.0	1	06/29/21 19:58	06/30/21 14:41	95-49-8	
4-Chlorotoluene	ND	ug/kg	8.5	1.5	1	06/29/21 19:58	06/30/21 14:41	106-43-4	
1,2-Dibromo-3-chloropropane	ND	ug/kg	8.5	3.3	1	06/29/21 19:58	06/30/21 14:41	96-12-8	
Dibromochloromethane	ND	ug/kg	8.5	4.8	1	06/29/21 19:58	06/30/21 14:41	124-48-1	
1,2-Dibromoethane (EDB)	ND	ug/kg	8.5	3.7	1	06/29/21 19:58	06/30/21 14:41	106-93-4	
Dibromomethane	ND	ug/kg	8.5	1.8	1	06/29/21 19:58	06/30/21 14:41	74-95-3	
1,2-Dichlorobenzene	ND	ug/kg	8.5	3.1	1	06/29/21 19:58	06/30/21 14:41	95-50-1	
1,3-Dichlorobenzene	ND	ug/kg	8.5	2.6	1	06/29/21 19:58	06/30/21 14:41	541-73-1	
1,4-Dichlorobenzene	ND	ug/kg	8.5	2.2	1	06/29/21 19:58	06/30/21 14:41	106-46-7	
Dichlorodifluoromethane	ND	ug/kg	17.0	3.7	1	06/29/21 19:58	06/30/21 14:41	75-71-8	
1,1-Dichloroethane	ND	ug/kg	8.5	3.5	1	06/29/21 19:58	06/30/21 14:41	75-34-3	
1,2-Dichloroethane	ND	ug/kg	8.5	5.6	1	06/29/21 19:58	06/30/21 14:41	107-06-2	
1,1-Dichloroethene	ND	ug/kg	8.5	3.5	1	06/29/21 19:58	06/30/21 14:41	75-35-4	
cis-1,2-Dichloroethene	ND	ug/kg	8.5	2.9	1	06/29/21 19:58	06/30/21 14:41	156-59-2	
trans-1,2-Dichloroethene	ND	ug/kg	8.5	3.0	1	06/29/21 19:58	06/30/21 14:41	156-60-5	
1,2-Dichloropropane	ND	ug/kg	8.5	2.5	1	06/29/21 19:58	06/30/21 14:41	78-87-5	
1,3-Dichloropropane	ND	ug/kg	8.5	2.6	1	06/29/21 19:58	06/30/21 14:41	142-28-9	
2,2-Dichloropropane	ND	ug/kg	8.5	2.8	1	06/29/21 19:58	06/30/21 14:41	594-20-7	

REPORT OF LABORATORY ANALYSIS

This report shall not be reproduced, except in full,
without the written consent of Pace Analytical Services, LLC.

Pace Analytical Services, LLC
9800 Kincey Ave. Suite 100
Huntersville, NC 28078
(704)875-9092

ANALYTICAL RESULTS

Project: CPC Huntersville/2020-L1-2448
Pace Project No.: 92546969

Sample: AC6 0-2 **Lab ID: 92546969007** Collected: 06/28/21 15:10 Received: 06/29/21 15:22 Matrix: Solid

Results reported on a "dry weight" basis and are adjusted for percent moisture, sample size and any dilutions.

Parameters	Results	Units	Report Limit	MDL	DF	Prepared	Analyzed	CAS No.	Qual
8260D/5035A/5030B Volatiles	Analytical Method: EPA 8260D Preparation Method: EPA 5035A/5030B Pace Analytical Services - Charlotte								
1,1-Dichloropropene	ND	ug/kg	8.5	4.1	1	06/29/21 19:58	06/30/21 14:41	563-58-6	
cis-1,3-Dichloropropene	ND	ug/kg	8.5	2.3	1	06/29/21 19:58	06/30/21 14:41	10061-01-5	
trans-1,3-Dichloropropene	ND	ug/kg	8.5	2.9	1	06/29/21 19:58	06/30/21 14:41	10061-02-6	
Diisopropyl ether	ND	ug/kg	8.5	2.3	1	06/29/21 19:58	06/30/21 14:41	108-20-3	
Ethylbenzene	ND	ug/kg	8.5	4.0	1	06/29/21 19:58	06/30/21 14:41	100-41-4	
Hexachloro-1,3-butadiene	ND	ug/kg	17.0	13.9	1	06/29/21 19:58	06/30/21 14:41	87-68-3	
2-Hexanone	ND	ug/kg	84.8	8.2	1	06/29/21 19:58	06/30/21 14:41	591-78-6	
Isopropylbenzene (Cumene)	ND	ug/kg	8.5	2.9	1	06/29/21 19:58	06/30/21 14:41	98-82-8	
p-Isopropyltoluene	**8.8**	ug/kg	8.5	4.2	1	06/29/21 19:58	06/30/21 14:41	99-87-6	
Methylene Chloride	ND	ug/kg	33.9	23.2	1	06/29/21 19:58	06/30/21 14:41	75-09-2	
4-Methyl-2-pentanone (MIBK)	ND	ug/kg	84.8	8.2	1	06/29/21 19:58	06/30/21 14:41	108-10-1	
Methyl-tert-butyl ether	ND	ug/kg	8.5	3.2	1	06/29/21 19:58	06/30/21 14:41	1634-04-4	
Naphthalene	ND	ug/kg	8.5	4.5	1	06/29/21 19:58	06/30/21 14:41	91-20-3	
n-Propylbenzene	ND	ug/kg	8.5	3.0	1	06/29/21 19:58	06/30/21 14:41	103-65-1	
Styrene	ND	ug/kg	8.5	2.2	1	06/29/21 19:58	06/30/21 14:41	100-42-5	
1,1,1,2-Tetrachloroethane	ND	ug/kg	8.5	3.3	1	06/29/21 19:58	06/30/21 14:41	630-20-6	
1,1,2,2-Tetrachloroethane	ND	ug/kg	8.5	2.2	1	06/29/21 19:58	06/30/21 14:41	79-34-5	
Tetrachloroethene	ND	ug/kg	8.5	2.7	1	06/29/21 19:58	06/30/21 14:41	127-18-4	
Toluene	**15.8**	ug/kg	8.5	2.4	1	06/29/21 19:58	06/30/21 14:41	108-88-3	C7
1,2,3-Trichlorobenzene	ND	ug/kg	8.5	6.8	1	06/29/21 19:58	06/30/21 14:41	87-61-6	
1,2,4-Trichlorobenzene	ND	ug/kg	8.5	7.1	1	06/29/21 19:58	06/30/21 14:41	120-82-1	
1,1,1-Trichloroethane	ND	ug/kg	8.5	4.4	1	06/29/21 19:58	06/30/21 14:41	71-55-6	
1,1,2-Trichloroethane	ND	ug/kg	8.5	2.8	1	06/29/21 19:58	06/30/21 14:41	79-00-5	
Trichloroethene	ND	ug/kg	8.5	2.2	1	06/29/21 19:58	06/30/21 14:41	79-01-6	
Trichlorofluoromethane	ND	ug/kg	8.5	4.7	1	06/29/21 19:58	06/30/21 14:41	75-69-4	
1,2,3-Trichloropropane	ND	ug/kg	8.5	4.3	1	06/29/21 19:58	06/30/21 14:41	96-18-4	
1,2,4-Trimethylbenzene	ND	ug/kg	8.5	2.3	1	06/29/21 19:58	06/30/21 14:41	95-63-6	
1,3,5-Trimethylbenzene	ND	ug/kg	8.5	2.8	1	06/29/21 19:58	06/30/21 14:41	108-67-8	
Vinyl acetate	ND	ug/kg	84.8	6.2	1	06/29/21 19:58	06/30/21 14:41	108-05-4	
Vinyl chloride	ND	ug/kg	17.0	4.3	1	06/29/21 19:58	06/30/21 14:41	75-01-4	
Xylene (Total)	ND	ug/kg	17.0	4.8	1	06/29/21 19:58	06/30/21 14:41	1330-20-7	
m&p-Xylene	ND	ug/kg	17.0	5.8	1	06/29/21 19:58	06/30/21 14:41	179601-23-1	
o-Xylene	ND	ug/kg	8.5	3.7	1	06/29/21 19:58	06/30/21 14:41	95-47-6	
Surrogates									
Toluene-d8 (S)	102	%	70-130		1	06/29/21 19:58	06/30/21 14:41	2037-26-5	
4-Bromofluorobenzene (S)	98	%	69-134		1	06/29/21 19:58	06/30/21 14:41	460-00-4	
1,2-Dichloroethane-d4 (S)	112	%	70-130		1	06/29/21 19:58	06/30/21 14:41	17060-07-0	
Percent Moisture	Analytical Method: SW-846 Pace Analytical Services - Charlotte								
Percent Moisture	**20.7**	%	0.10	0.10	1		06/29/21 17:13		N2

REPORT OF LABORATORY ANALYSIS

This report shall not be reproduced, except in full,
without the written consent of Pace Analytical Services, LLC.

Pace Analytical Services, LLC
9800 Kincey Ave. Suite 100
Huntersville, NC 28078
(704)875-9092

ANALYTICAL RESULTS

Project: CPC Huntersville/2020-L1-2448
Pace Project No.: 92546969

Sample: AC6 10-12 **Lab ID: 92546969008** Collected: 06/28/21 15:15 Received: 06/29/21 15:22 Matrix: Solid

Results reported on a "dry weight" basis and are adjusted for percent moisture, sample size and any dilutions.

Parameters	Results	Units	Report Limit	MDL	DF	Prepared	Analyzed	CAS No.	Qual
VPH NC Soil	Analytical Method: MADEP VPH Preparation Method: MADEP VPH Pace Analytical Services - Charlotte								
Total VPH (C5-C12)	**9920**	mg/kg	71.9	71.9	20	07/01/21 13:06	07/02/21 08:29		N2
Aliphatic (C05-C08)	**6370**	mg/kg	71.9	71.9	20	07/01/21 13:06	07/02/21 08:29		N2
Aliphatic(C09-C12) Adjusted	**2470**	mg/kg	71.9	71.9	20	07/01/21 13:06	07/02/21 08:29		N2
Aromatic (C09-C10)	**1090**	mg/kg	71.9	71.9	20	07/01/21 13:06	07/02/21 08:29		N2
Surrogates									
4-Bromofluorobenzene (FID) (S)	136	%	70-130		20	07/01/21 13:06	07/02/21 08:29	460-00-4	S2
4-Bromofluorobenzene (PID) (S)	99	%	70-130		20	07/01/21 13:06	07/02/21 08:29	460-00-4	
8260D/5035A/5030B Volatiles	Analytical Method: EPA 8260D Preparation Method: EPA 5035A/5030B Pace Analytical Services - Charlotte								
Acetone	**15800**	ug/kg	7380	2370	50	06/30/21 13:07	07/01/21 03:03	67-64-1	
Benzene	**19500**	ug/kg	369	147	50	06/30/21 13:07	07/01/21 03:03	71-43-2	
Bromobenzene	ND	ug/kg	369	120	50	06/30/21 13:07	07/01/21 03:03	108-86-1	
Bromochloromethane	ND	ug/kg	369	109	50	06/30/21 13:07	07/01/21 03:03	74-97-5	
Bromodichloromethane	ND	ug/kg	369	142	50	06/30/21 13:07	07/01/21 03:03	75-27-4	
Bromoform	ND	ug/kg	369	130	50	06/30/21 13:07	07/01/21 03:03	75-25-2	
Bromomethane	ND	ug/kg	738	583	50	06/30/21 13:07	07/01/21 03:03	74-83-9	IK,v1
2-Butanone (MEK)	ND	ug/kg	7380	1770	50	06/30/21 13:07	07/01/21 03:03	78-93-3	
n-Butylbenzene	ND	ug/kg	369	174	50	06/30/21 13:07	07/01/21 03:03	104-51-8	
sec-Butylbenzene	ND	ug/kg	369	162	50	06/30/21 13:07	07/01/21 03:03	135-98-8	
tert-Butylbenzene	ND	ug/kg	369	131	50	06/30/21 13:07	07/01/21 03:03	98-06-6	
Carbon tetrachloride	ND	ug/kg	369	138	50	06/30/21 13:07	07/01/21 03:03	56-23-5	
Chlorobenzene	ND	ug/kg	369	70.8	50	06/30/21 13:07	07/01/21 03:03	108-90-7	
Chloroethane	ND	ug/kg	738	285	50	06/30/21 13:07	07/01/21 03:03	75-00-3	
Chloroform	ND	ug/kg	369	224	50	06/30/21 13:07	07/01/21 03:03	67-66-3	
Chloromethane	ND	ug/kg	738	310	50	06/30/21 13:07	07/01/21 03:03	74-87-3	
2-Chlorotoluene	ND	ug/kg	369	131	50	06/30/21 13:07	07/01/21 03:03	95-49-8	
4-Chlorotoluene	ND	ug/kg	369	65.3	50	06/30/21 13:07	07/01/21 03:03	106-43-4	
1,2-Dibromo-3-chloropropane	ND	ug/kg	369	143	50	06/30/21 13:07	07/01/21 03:03	96-12-8	
Dibromochloromethane	ND	ug/kg	369	207	50	06/30/21 13:07	07/01/21 03:03	124-48-1	
1,2-Dibromoethane (EDB)	ND	ug/kg	369	162	50	06/30/21 13:07	07/01/21 03:03	106-93-4	
Dibromomethane	ND	ug/kg	369	78.9	50	06/30/21 13:07	07/01/21 03:03	74-95-3	
1,2-Dichlorobenzene	ND	ug/kg	369	133	50	06/30/21 13:07	07/01/21 03:03	95-50-1	
1,3-Dichlorobenzene	ND	ug/kg	369	114	50	06/30/21 13:07	07/01/21 03:03	541-73-1	
1,4-Dichlorobenzene	ND	ug/kg	369	95.9	50	06/30/21 13:07	07/01/21 03:03	106-46-7	
Dichlorodifluoromethane	ND	ug/kg	738	160	50	06/30/21 13:07	07/01/21 03:03	75-71-8	
1,1-Dichloroethane	ND	ug/kg	369	152	50	06/30/21 13:07	07/01/21 03:03	75-34-3	
1,2-Dichloroethane	ND	ug/kg	369	244	50	06/30/21 13:07	07/01/21 03:03	107-06-2	
1,1-Dichloroethene	ND	ug/kg	369	152	50	06/30/21 13:07	07/01/21 03:03	75-35-4	
cis-1,2-Dichloroethene	ND	ug/kg	369	126	50	06/30/21 13:07	07/01/21 03:03	156-59-2	
trans-1,2-Dichloroethene	ND	ug/kg	369	129	50	06/30/21 13:07	07/01/21 03:03	156-60-5	
1,2-Dichloropropane	ND	ug/kg	369	111	50	06/30/21 13:07	07/01/21 03:03	78-87-5	
1,3-Dichloropropane	ND	ug/kg	369	115	50	06/30/21 13:07	07/01/21 03:03	142-28-9	
2,2-Dichloropropane	ND	ug/kg	369	120	50	06/30/21 13:07	07/01/21 03:03	594-20-7	

REPORT OF LABORATORY ANALYSIS

This report shall not be reproduced, except in full,
without the written consent of Pace Analytical Services, LLC.

Pace Analytical Services, LLC
9800 Kincey Ave. Suite 100
Huntersville, NC 28078
(704)875-9092

ANALYTICAL RESULTS

Project: CPC Huntersville/2020-L1-2448
Pace Project No.: 92546969

Sample: AC6 10-12 **Lab ID: 92546969008** Collected: 06/28/21 15:15 Received: 06/29/21 15:22 Matrix: Solid

Results reported on a "dry weight" basis and are adjusted for percent moisture, sample size and any dilutions.

Parameters	Results	Units	Report Limit	MDL	DF	Prepared	Analyzed	CAS No.	Qual
8260D/5035A/5030B Volatiles	Analytical Method: EPA 8260D Preparation Method: EPA 5035A/5030B Pace Analytical Services - Charlotte								
1,1-Dichloropropene	ND	ug/kg	369	177	50	06/30/21 13:07	07/01/21 03:03	563-58-6	
cis-1,3-Dichloropropene	ND	ug/kg	369	100	50	06/30/21 13:07	07/01/21 03:03	10061-01-5	
trans-1,3-Dichloropropene	ND	ug/kg	369	127	50	06/30/21 13:07	07/01/21 03:03	10061-02-6	
Diisopropyl ether	ND	ug/kg	369	99.6	50	06/30/21 13:07	07/01/21 03:03	108-20-3	
Ethylbenzene	**123000**	ug/kg	369	172	50	06/30/21 13:07	07/01/21 03:03	100-41-4	
Hexachloro-1,3-butadiene	ND	ug/kg	738	603	50	06/30/21 13:07	07/01/21 03:03	87-68-3	
2-Hexanone	ND	ug/kg	3690	356	50	06/30/21 13:07	07/01/21 03:03	591-78-6	
Isopropylbenzene (Cumene)	**11700**	ug/kg	369	125	50	06/30/21 13:07	07/01/21 03:03	98-82-8	
p-Isopropyltoluene	ND	ug/kg	369	181	50	06/30/21 13:07	07/01/21 03:03	99-87-6	
Methylene Chloride	**4700**	ug/kg	1480	1010	50	06/30/21 13:07	07/01/21 03:03	75-09-2	
4-Methyl-2-pentanone (MIBK)	**10300**	ug/kg	3690	356	50	06/30/21 13:07	07/01/21 03:03	108-10-1	
Methyl-tert-butyl ether	ND	ug/kg	369	138	50	06/30/21 13:07	07/01/21 03:03	1634-04-4	
Naphthalene	**29100**	ug/kg	369	194	50	06/30/21 13:07	07/01/21 03:03	91-20-3	
n-Propylbenzene	ND	ug/kg	369	131	50	06/30/21 13:07	07/01/21 03:03	103-65-1	
Styrene	ND	ug/kg	369	97.4	50	06/30/21 13:07	07/01/21 03:03	100-42-5	
1,1,1,2-Tetrachloroethane	ND	ug/kg	369	142	50	06/30/21 13:07	07/01/21 03:03	630-20-6	
1,1,2,2-Tetrachloroethane	ND	ug/kg	369	97.4	50	06/30/21 13:07	07/01/21 03:03	79-34-5	
Tetrachloroethene	ND	ug/kg	369	117	50	06/30/21 13:07	07/01/21 03:03	127-18-4	
Toluene	**314000**	ug/kg	369	105	50	06/30/21 13:07	07/01/21 03:03	108-88-3	
1,2,3-Trichlorobenzene	ND	ug/kg	369	298	50	06/30/21 13:07	07/01/21 03:03	87-61-6	
1,2,4-Trichlorobenzene	ND	ug/kg	369	310	50	06/30/21 13:07	07/01/21 03:03	120-82-1	
1,1,1-Trichloroethane	ND	ug/kg	369	192	50	06/30/21 13:07	07/01/21 03:03	71-55-6	
1,1,2-Trichloroethane	ND	ug/kg	369	122	50	06/30/21 13:07	07/01/21 03:03	79-00-5	
Trichloroethene	ND	ug/kg	369	95.2	50	06/30/21 13:07	07/01/21 03:03	79-01-6	
Trichlorofluoromethane	ND	ug/kg	369	203	50	06/30/21 13:07	07/01/21 03:03	75-69-4	
1,2,3-Trichloropropane	ND	ug/kg	369	187	50	06/30/21 13:07	07/01/21 03:03	96-18-4	
1,2,4-Trimethylbenzene	**262000**	ug/kg	369	101	50	06/30/21 13:07	07/01/21 03:03	95-63-6	
1,3,5-Trimethylbenzene	**78500**	ug/kg	369	124	50	06/30/21 13:07	07/01/21 03:03	108-67-8	
Vinyl acetate	ND	ug/kg	3690	268	50	06/30/21 13:07	07/01/21 03:03	108-05-4	
Vinyl chloride	ND	ug/kg	738	187	50	06/30/21 13:07	07/01/21 03:03	75-01-4	
Xylene (Total)	**604000**	ug/kg	738	210	50	06/30/21 13:07	07/01/21 03:03	1330-20-7	
m&p-Xylene	**432000**	ug/kg	738	252	50	06/30/21 13:07	07/01/21 03:03	179601-23-1	
o-Xylene	**172000**	ug/kg	369	163	50	06/30/21 13:07	07/01/21 03:03	95-47-6	
Surrogates									
Toluene-d8 (S)	98	%	70-130		50	06/30/21 13:07	07/01/21 03:03	2037-26-5	
4-Bromofluorobenzene (S)	98	%	69-134		50	06/30/21 13:07	07/01/21 03:03	460-00-4	
1,2-Dichloroethane-d4 (S)	109	%	70-130		50	06/30/21 13:07	07/01/21 03:03	17060-07-0	
Percent Moisture	Analytical Method: SW-846 Pace Analytical Services - Charlotte								
Percent Moisture	**17.1**	%	0.10	0.10	1		06/29/21 17:13		N2

REPORT OF LABORATORY ANALYSIS

This report shall not be reproduced, except in full,
without the written consent of Pace Analytical Services, LLC.

Pace Analytical Services, LLC
9800 Kincey Ave. Suite 100
Huntersville, NC 28078
(704)875-9092

ANALYTICAL RESULTS

Project: CPC Huntersville/2020-L1-2448
Pace Project No.: 92546969

Sample: AC6 36-38 **Lab ID: 92546969009** Collected: 06/28/21 15:40 Received: 06/29/21 15:22 Matrix: Solid

Results reported on a "dry weight" basis and are adjusted for percent moisture, sample size and any dilutions.

Parameters	Results	Units	Report Limit	MDL	DF	Prepared	Analyzed	CAS No.	Qual
VPH NC Soil	Analytical Method: MADEP VPH Preparation Method: MADEP VPH Pace Analytical Services - Charlotte								
Total VPH (C5-C12)	**16700**	mg/kg	76.1	76.1	20	07/01/21 13:06	07/02/21 08:57		N2
Aliphatic (C05-C08)	**12000**	mg/kg	76.1	76.1	20	07/01/21 13:06	07/02/21 08:57		N2
Aliphatic(C09-C12) Adjusted	**3240**	mg/kg	76.1	76.1	20	07/01/21 13:06	07/02/21 08:57		N2
Aromatic (C09-C10)	**1370**	mg/kg	76.1	76.1	20	07/01/21 13:06	07/02/21 08:57		N2
Surrogates									
4-Bromofluorobenzene (FID) (S)	134	%	70-130		20	07/01/21 13:06	07/02/21 08:57	460-00-4	S2
4-Bromofluorobenzene (PID) (S)	100	%	70-130		20	07/01/21 13:06	07/02/21 08:57	460-00-4	
8260D/5035A/5030B Volatiles	Analytical Method: EPA 8260D Preparation Method: EPA 5035A/5030B Pace Analytical Services - Charlotte								
Acetone	ND	ug/kg	17900	5730	125	07/01/21 14:19	07/02/21 21:03	67-64-1	
Benzene	**51500**	ug/kg	893	356	125	07/01/21 14:19	07/02/21 21:03	71-43-2	
Bromobenzene	ND	ug/kg	893	291	125	07/01/21 14:19	07/02/21 21:03	108-86-1	
Bromochloromethane	ND	ug/kg	893	264	125	07/01/21 14:19	07/02/21 21:03	74-97-5	
Bromodichloromethane	ND	ug/kg	893	345	125	07/01/21 14:19	07/02/21 21:03	75-27-4	
Bromoform	ND	ug/kg	893	314	125	07/01/21 14:19	07/02/21 21:03	75-25-2	
Bromomethane	ND	ug/kg	1790	1410	125	07/01/21 14:19	07/02/21 21:03	74-83-9	IK
2-Butanone (MEK)	ND	ug/kg	17900	4290	125	07/01/21 14:19	07/02/21 21:03	78-93-3	
n-Butylbenzene	ND	ug/kg	893	422	125	07/01/21 14:19	07/02/21 21:03	104-51-8	
sec-Butylbenzene	ND	ug/kg	893	393	125	07/01/21 14:19	07/02/21 21:03	135-98-8	
tert-Butylbenzene	ND	ug/kg	893	318	125	07/01/21 14:19	07/02/21 21:03	98-06-6	
Carbon tetrachloride	ND	ug/kg	893	334	125	07/01/21 14:19	07/02/21 21:03	56-23-5	
Chlorobenzene	ND	ug/kg	893	172	125	07/01/21 14:19	07/02/21 21:03	108-90-7	
Chloroethane	ND	ug/kg	1790	690	125	07/01/21 14:19	07/02/21 21:03	75-00-3	
Chloroform	ND	ug/kg	893	543	125	07/01/21 14:19	07/02/21 21:03	67-66-3	
Chloromethane	ND	ug/kg	1790	750	125	07/01/21 14:19	07/02/21 21:03	74-87-3	
2-Chlorotoluene	ND	ug/kg	893	316	125	07/01/21 14:19	07/02/21 21:03	95-49-8	
4-Chlorotoluene	ND	ug/kg	893	158	125	07/01/21 14:19	07/02/21 21:03	106-43-4	
1,2-Dibromo-3-chloropropane	ND	ug/kg	893	347	125	07/01/21 14:19	07/02/21 21:03	96-12-8	
Dibromochloromethane	ND	ug/kg	893	502	125	07/01/21 14:19	07/02/21 21:03	124-48-1	
1,2-Dibromoethane (EDB)	ND	ug/kg	893	393	125	07/01/21 14:19	07/02/21 21:03	106-93-4	
Dibromomethane	ND	ug/kg	893	191	125	07/01/21 14:19	07/02/21 21:03	74-95-3	
1,2-Dichlorobenzene	ND	ug/kg	893	322	125	07/01/21 14:19	07/02/21 21:03	95-50-1	
1,3-Dichlorobenzene	ND	ug/kg	893	277	125	07/01/21 14:19	07/02/21 21:03	541-73-1	
1,4-Dichlorobenzene	ND	ug/kg	893	232	125	07/01/21 14:19	07/02/21 21:03	106-46-7	
Dichlorodifluoromethane	ND	ug/kg	1790	388	125	07/01/21 14:19	07/02/21 21:03	75-71-8	
1,1-Dichloroethane	ND	ug/kg	893	368	125	07/01/21 14:19	07/02/21 21:03	75-34-3	
1,2-Dichloroethane	ND	ug/kg	893	591	125	07/01/21 14:19	07/02/21 21:03	107-06-2	
1,1-Dichloroethene	ND	ug/kg	893	368	125	07/01/21 14:19	07/02/21 21:03	75-35-4	
cis-1,2-Dichloroethene	ND	ug/kg	893	305	125	07/01/21 14:19	07/02/21 21:03	156-59-2	
trans-1,2-Dichloroethene	ND	ug/kg	893	313	125	07/01/21 14:19	07/02/21 21:03	156-60-5	
1,2-Dichloropropane	ND	ug/kg	893	268	125	07/01/21 14:19	07/02/21 21:03	78-87-5	
1,3-Dichloropropane	ND	ug/kg	893	279	125	07/01/21 14:19	07/02/21 21:03	142-28-9	
2,2-Dichloropropane	ND	ug/kg	893	291	125	07/01/21 14:19	07/02/21 21:03	594-20-7	

REPORT OF LABORATORY ANALYSIS

This report shall not be reproduced, except in full,
without the written consent of Pace Analytical Services, LLC.

Pace Analytical Services, LLC
9800 Kincey Ave. Suite 100
Huntersville, NC 28078
(704)875-9092

ANALYTICAL RESULTS

Project: CPC Huntersville/2020-L1-2448
Pace Project No.: 92546969

Sample: AC6 36-38 **Lab ID: 92546969009** Collected: 06/28/21 15:40 Received: 06/29/21 15:22 Matrix: Solid

Results reported on a "dry weight" basis and are adjusted for percent moisture, sample size and any dilutions.

Parameters	Results	Units	Report Limit	MDL	DF	Prepared	Analyzed	CAS No.	Qual
8260D/5035A/5030B Volatiles	Analytical Method: EPA 8260D Preparation Method: EPA 5035A/5030B Pace Analytical Services - Charlotte								
1,1-Dichloropropene	ND	ug/kg	893	429	125	07/01/21 14:19	07/02/21 21:03	563-58-6	
cis-1,3-Dichloropropene	ND	ug/kg	893	243	125	07/01/21 14:19	07/02/21 21:03	10061-01-5	
trans-1,3-Dichloropropene	ND	ug/kg	893	307	125	07/01/21 14:19	07/02/21 21:03	10061-02-6	
Diisopropyl ether	ND	ug/kg	893	241	125	07/01/21 14:19	07/02/21 21:03	108-20-3	
Ethylbenzene	**115000**	ug/kg	893	416	125	07/01/21 14:19	07/02/21 21:03	100-41-4	M1
Hexachloro-1,3-butadiene	ND	ug/kg	1790	1460	125	07/01/21 14:19	07/02/21 21:03	87-68-3	
2-Hexanone	ND	ug/kg	8930	861	125	07/01/21 14:19	07/02/21 21:03	591-78-6	
Isopropylbenzene (Cumene)	**9030**	ug/kg	893	304	125	07/01/21 14:19	07/02/21 21:03	98-82-8	
p-Isopropyltoluene	**7760**	ug/kg	893	439	125	07/01/21 14:19	07/02/21 21:03	99-87-6	
Methylene Chloride	ND	ug/kg	3570	2450	125	07/01/21 14:19	07/02/21 21:03	75-09-2	
4-Methyl-2-pentanone (MIBK)	ND	ug/kg	8930	861	125	07/01/21 14:19	07/02/21 21:03	108-10-1	
Methyl-tert-butyl ether	ND	ug/kg	893	334	125	07/01/21 14:19	07/02/21 21:03	1634-04-4	
Naphthalene	**23800**	ug/kg	893	470	125	07/01/21 14:19	07/02/21 21:03	91-20-3	
n-Propylbenzene	**33300**	ug/kg	893	318	125	07/01/21 14:19	07/02/21 21:03	103-65-1	
Styrene	ND	ug/kg	893	236	125	07/01/21 14:19	07/02/21 21:03	100-42-5	
1,1,1,2-Tetrachloroethane	ND	ug/kg	893	343	125	07/01/21 14:19	07/02/21 21:03	630-20-6	
1,1,2,2-Tetrachloroethane	ND	ug/kg	893	236	125	07/01/21 14:19	07/02/21 21:03	79-34-5	
Tetrachloroethene	ND	ug/kg	893	282	125	07/01/21 14:19	07/02/21 21:03	127-18-4	
Toluene	**433000**	ug/kg	893	254	125	07/01/21 14:19	07/02/21 21:03	108-88-3	M1
1,2,3-Trichlorobenzene	ND	ug/kg	893	722	125	07/01/21 14:19	07/02/21 21:03	87-61-6	
1,2,4-Trichlorobenzene	ND	ug/kg	893	750	125	07/01/21 14:19	07/02/21 21:03	120-82-1	
1,1,1-Trichloroethane	ND	ug/kg	893	464	125	07/01/21 14:19	07/02/21 21:03	71-55-6	
1,1,2-Trichloroethane	ND	ug/kg	893	297	125	07/01/21 14:19	07/02/21 21:03	79-00-5	
Trichloroethene	ND	ug/kg	893	230	125	07/01/21 14:19	07/02/21 21:03	79-01-6	
Trichlorofluoromethane	ND	ug/kg	893	491	125	07/01/21 14:19	07/02/21 21:03	75-69-4	
1,2,3-Trichloropropane	ND	ug/kg	893	452	125	07/01/21 14:19	07/02/21 21:03	96-18-4	
1,2,4-Trimethylbenzene	**183000**	ug/kg	893	245	125	07/01/21 14:19	07/02/21 21:03	95-63-6	M1
1,3,5-Trimethylbenzene	**52600**	ug/kg	893	300	125	07/01/21 14:19	07/02/21 21:03	108-67-8	
Vinyl acetate	ND	ug/kg	8930	650	125	07/01/21 14:19	07/02/21 21:03	108-05-4	
Vinyl chloride	ND	ug/kg	1790	454	125	07/01/21 14:19	07/02/21 21:03	75-01-4	
Xylene (Total)	**564000**	ug/kg	1790	509	125	07/01/21 14:19	07/02/21 21:03	1330-20-7	MS
m&p-Xylene	**406000**	ug/kg	1790	611	125	07/01/21 14:19	07/02/21 21:03	179601-23-1	M1
o-Xylene	**158000**	ug/kg	893	395	125	07/01/21 14:19	07/02/21 21:03	95-47-6	M1
Surrogates									
Toluene-d8 (S)	101	%	70-130		125	07/01/21 14:19	07/02/21 21:03	2037-26-5	
4-Bromofluorobenzene (S)	100	%	69-134		125	07/01/21 14:19	07/02/21 21:03	460-00-4	
1,2-Dichloroethane-d4 (S)	112	%	70-130		125	07/01/21 14:19	07/02/21 21:03	17060-07-0	
Percent Moisture	Analytical Method: SW-846 Pace Analytical Services - Charlotte								
Percent Moisture	**20.0**	%	0.10	0.10	1		06/29/21 17:13		N2

REPORT OF LABORATORY ANALYSIS

This report shall not be reproduced, except in full,
without the written consent of Pace Analytical Services, LLC.

Pace Analytical Services, LLC
9800 Kincey Ave. Suite 100
Huntersville, NC 28078
(704)875-9092

ANALYTICAL RESULTS

Project: CPC Huntersville/2020-L1-2448
Pace Project No.: 92546969

Sample: AC7 0-2 **Lab ID: 92546969010** Collected: 06/28/21 17:05 Received: 06/29/21 15:22 Matrix: Solid

Results reported on a "dry weight" basis and are adjusted for percent moisture, sample size and any dilutions.

Parameters	Results	Units	Report Limit	MDL	DF	Prepared	Analyzed	CAS No.	Qual
VPH NC Soil	Analytical Method: MADEP VPH Preparation Method: MADEP VPH Pace Analytical Services - Charlotte								
Total VPH (C5-C12)	**9.1**	mg/kg	5.7	5.7	1	06/30/21 11:51	07/01/21 06:09		N2
Aliphatic (C05-C08)	ND	mg/kg	5.7	5.7	1	06/30/21 11:51	07/01/21 06:09		N2
Aliphatic(C09-C12) Adjusted	ND	mg/kg	5.7	5.7	1	06/30/21 11:51	07/01/21 06:09		N2
Aromatic (C09-C10)	ND	mg/kg	5.7	5.7	1	06/30/21 11:51	07/01/21 06:09		N2
Surrogates									
4-Bromofluorobenzene (FID) (S)	105	%	70-130		1	06/30/21 11:51	07/01/21 06:09	460-00-4	
4-Bromofluorobenzene (PID) (S)	103	%	70-130		1	06/30/21 11:51	07/01/21 06:09	460-00-4	
8260D/5035A/5030B Volatiles	Analytical Method: EPA 8260D Preparation Method: EPA 5035A/5030B Pace Analytical Services - Charlotte								
Acetone	ND	ug/kg	190	61.1	1	06/29/21 19:58	06/30/21 15:00	67-64-1	
Benzene	ND	ug/kg	9.5	3.8	1	06/29/21 19:58	06/30/21 15:00	71-43-2	
Bromobenzene	ND	ug/kg	9.5	3.1	1	06/29/21 19:58	06/30/21 15:00	108-86-1	
Bromochloromethane	ND	ug/kg	9.5	2.8	1	06/29/21 19:58	06/30/21 15:00	74-97-5	
Bromodichloromethane	ND	ug/kg	9.5	3.7	1	06/29/21 19:58	06/30/21 15:00	75-27-4	
Bromoform	ND	ug/kg	9.5	3.4	1	06/29/21 19:58	06/30/21 15:00	75-25-2	
Bromomethane	ND	ug/kg	19.0	15.0	1	06/29/21 19:58	06/30/21 15:00	74-83-9	IK
2-Butanone (MEK)	ND	ug/kg	190	45.7	1	06/29/21 19:58	06/30/21 15:00	78-93-3	
n-Butylbenzene	ND	ug/kg	9.5	4.5	1	06/29/21 19:58	06/30/21 15:00	104-51-8	
sec-Butylbenzene	ND	ug/kg	9.5	4.2	1	06/29/21 19:58	06/30/21 15:00	135-98-8	
tert-Butylbenzene	ND	ug/kg	9.5	3.4	1	06/29/21 19:58	06/30/21 15:00	98-06-6	
Carbon tetrachloride	ND	ug/kg	9.5	3.6	1	06/29/21 19:58	06/30/21 15:00	56-23-5	
Chlorobenzene	ND	ug/kg	9.5	1.8	1	06/29/21 19:58	06/30/21 15:00	108-90-7	
Chloroethane	ND	ug/kg	19.0	7.3	1	06/29/21 19:58	06/30/21 15:00	75-00-3	
Chloroform	ND	ug/kg	9.5	5.8	1	06/29/21 19:58	06/30/21 15:00	67-66-3	
Chloromethane	ND	ug/kg	19.0	8.0	1	06/29/21 19:58	06/30/21 15:00	74-87-3	
2-Chlorotoluene	ND	ug/kg	9.5	3.4	1	06/29/21 19:58	06/30/21 15:00	95-49-8	
4-Chlorotoluene	ND	ug/kg	9.5	1.7	1	06/29/21 19:58	06/30/21 15:00	106-43-4	
1,2-Dibromo-3-chloropropane	ND	ug/kg	9.5	3.7	1	06/29/21 19:58	06/30/21 15:00	96-12-8	
Dibromochloromethane	ND	ug/kg	9.5	5.3	1	06/29/21 19:58	06/30/21 15:00	124-48-1	
1,2-Dibromoethane (EDB)	ND	ug/kg	9.5	4.2	1	06/29/21 19:58	06/30/21 15:00	106-93-4	
Dibromomethane	ND	ug/kg	9.5	2.0	1	06/29/21 19:58	06/30/21 15:00	74-95-3	
1,2-Dichlorobenzene	ND	ug/kg	9.5	3.4	1	06/29/21 19:58	06/30/21 15:00	95-50-1	
1,3-Dichlorobenzene	ND	ug/kg	9.5	3.0	1	06/29/21 19:58	06/30/21 15:00	541-73-1	
1,4-Dichlorobenzene	ND	ug/kg	9.5	2.5	1	06/29/21 19:58	06/30/21 15:00	106-46-7	
Dichlorodifluoromethane	ND	ug/kg	19.0	4.1	1	06/29/21 19:58	06/30/21 15:00	75-71-8	
1,1-Dichloroethane	ND	ug/kg	9.5	3.9	1	06/29/21 19:58	06/30/21 15:00	75-34-3	
1,2-Dichloroethane	ND	ug/kg	9.5	6.3	1	06/29/21 19:58	06/30/21 15:00	107-06-2	
1,1-Dichloroethene	ND	ug/kg	9.5	3.9	1	06/29/21 19:58	06/30/21 15:00	75-35-4	
cis-1,2-Dichloroethene	ND	ug/kg	9.5	3.3	1	06/29/21 19:58	06/30/21 15:00	156-59-2	
trans-1,2-Dichloroethene	ND	ug/kg	9.5	3.3	1	06/29/21 19:58	06/30/21 15:00	156-60-5	
1,2-Dichloropropane	ND	ug/kg	9.5	2.9	1	06/29/21 19:58	06/30/21 15:00	78-87-5	
1,3-Dichloropropane	ND	ug/kg	9.5	3.0	1	06/29/21 19:58	06/30/21 15:00	142-28-9	
2,2-Dichloropropane	ND	ug/kg	9.5	3.1	1	06/29/21 19:58	06/30/21 15:00	594-20-7	

REPORT OF LABORATORY ANALYSIS

This report shall not be reproduced, except in full,
without the written consent of Pace Analytical Services, LLC.

Pace Analytical Services, LLC
9800 Kincey Ave. Suite 100
Huntersville, NC 28078
(704)875-9092

ANALYTICAL RESULTS

Project: CPC Huntersville/2020-L1-2448
Pace Project No.: 92546969

Sample: AC7 0-2 **Lab ID: 92546969010** Collected: 06/28/21 17:05 Received: 06/29/21 15:22 Matrix: Solid

Results reported on a "dry weight" basis and are adjusted for percent moisture, sample size and any dilutions.

Parameters	Results	Units	Report Limit	MDL	DF	Prepared	Analyzed	CAS No.	Qual
8260D/5035A/5030B Volatiles	Analytical Method: EPA 8260D Preparation Method: EPA 5035A/5030B Pace Analytical Services - Charlotte								
1,1-Dichloropropene	ND	ug/kg	9.5	4.6	1	06/29/21 19:58	06/30/21 15:00	563-58-6	
cis-1,3-Dichloropropene	ND	ug/kg	9.5	2.6	1	06/29/21 19:58	06/30/21 15:00	10061-01-5	
trans-1,3-Dichloropropene	ND	ug/kg	9.5	3.3	1	06/29/21 19:58	06/30/21 15:00	10061-02-6	
Diisopropyl ether	ND	ug/kg	9.5	2.6	1	06/29/21 19:58	06/30/21 15:00	108-20-3	
Ethylbenzene	**21.1**	ug/kg	9.5	4.4	1	06/29/21 19:58	06/30/21 15:00	100-41-4	
Hexachloro-1,3-butadiene	ND	ug/kg	19.0	15.6	1	06/29/21 19:58	06/30/21 15:00	87-68-3	
2-Hexanone	ND	ug/kg	95.2	9.2	1	06/29/21 19:58	06/30/21 15:00	591-78-6	
Isopropylbenzene (Cumene)	ND	ug/kg	9.5	3.2	1	06/29/21 19:58	06/30/21 15:00	98-82-8	
p-Isopropyltoluene	ND	ug/kg	9.5	4.7	1	06/29/21 19:58	06/30/21 15:00	99-87-6	
Methylene Chloride	ND	ug/kg	38.1	26.1	1	06/29/21 19:58	06/30/21 15:00	75-09-2	
4-Methyl-2-pentanone (MIBK)	ND	ug/kg	95.2	9.2	1	06/29/21 19:58	06/30/21 15:00	108-10-1	
Methyl-tert-butyl ether	ND	ug/kg	9.5	3.6	1	06/29/21 19:58	06/30/21 15:00	1634-04-4	
Naphthalene	ND	ug/kg	9.5	5.0	1	06/29/21 19:58	06/30/21 15:00	91-20-3	
n-Propylbenzene	**5.2J**	ug/kg	9.5	3.4	1	06/29/21 19:58	06/30/21 15:00	103-65-1	
Styrene	ND	ug/kg	9.5	2.5	1	06/29/21 19:58	06/30/21 15:00	100-42-5	
1,1,1,2-Tetrachloroethane	ND	ug/kg	9.5	3.7	1	06/29/21 19:58	06/30/21 15:00	630-20-6	
1,1,2,2-Tetrachloroethane	ND	ug/kg	9.5	2.5	1	06/29/21 19:58	06/30/21 15:00	79-34-5	
Tetrachloroethene	ND	ug/kg	9.5	3.0	1	06/29/21 19:58	06/30/21 15:00	127-18-4	
Toluene	**174**	ug/kg	9.5	2.7	1	06/29/21 19:58	06/30/21 15:00	108-88-3	
1,2,3-Trichlorobenzene	ND	ug/kg	9.5	7.7	1	06/29/21 19:58	06/30/21 15:00	87-61-6	
1,2,4-Trichlorobenzene	ND	ug/kg	9.5	8.0	1	06/29/21 19:58	06/30/21 15:00	120-82-1	
1,1,1-Trichloroethane	ND	ug/kg	9.5	4.9	1	06/29/21 19:58	06/30/21 15:00	71-55-6	
1,1,2-Trichloroethane	ND	ug/kg	9.5	3.2	1	06/29/21 19:58	06/30/21 15:00	79-00-5	
Trichloroethene	ND	ug/kg	9.5	2.5	1	06/29/21 19:58	06/30/21 15:00	79-01-6	
Trichlorofluoromethane	ND	ug/kg	9.5	5.2	1	06/29/21 19:58	06/30/21 15:00	75-69-4	
1,2,3-Trichloropropane	ND	ug/kg	9.5	4.8	1	06/29/21 19:58	06/30/21 15:00	96-18-4	
1,2,4-Trimethylbenzene	**14.5**	ug/kg	9.5	2.6	1	06/29/21 19:58	06/30/21 15:00	95-63-6	
1,3,5-Trimethylbenzene	ND	ug/kg	9.5	3.2	1	06/29/21 19:58	06/30/21 15:00	108-67-8	
Vinyl acetate	ND	ug/kg	95.2	6.9	1	06/29/21 19:58	06/30/21 15:00	108-05-4	
Vinyl chloride	ND	ug/kg	19.0	4.8	1	06/29/21 19:58	06/30/21 15:00	75-01-4	
Xylene (Total)	**101**	ug/kg	19.0	5.4	1	06/29/21 19:58	06/30/21 15:00	1330-20-7	
m&p-Xylene	**81.6**	ug/kg	19.0	6.5	1	06/29/21 19:58	06/30/21 15:00	179601-23-1	
o-Xylene	**19.7**	ug/kg	9.5	4.2	1	06/29/21 19:58	06/30/21 15:00	95-47-6	
Surrogates									
Toluene-d8 (S)	102	%	70-130		1	06/29/21 19:58	06/30/21 15:00	2037-26-5	
4-Bromofluorobenzene (S)	99	%	69-134		1	06/29/21 19:58	06/30/21 15:00	460-00-4	
1,2-Dichloroethane-d4 (S)	111	%	70-130		1	06/29/21 19:58	06/30/21 15:00	17060-07-0	
Percent Moisture	Analytical Method: SW-846 Pace Analytical Services - Charlotte								
Percent Moisture	**25.7**	%	0.10	0.10	1		06/29/21 17:13		N2

REPORT OF LABORATORY ANALYSIS

This report shall not be reproduced, except in full,
without the written consent of Pace Analytical Services, LLC.

Pace Analytical Services, LLC
9800 Kincey Ave. Suite 100
Huntersville, NC 28078
(704)875-9092

ANALYTICAL RESULTS

Project: CPC Huntersville/2020-L1-2448
Pace Project No.: 92546969

Sample: AC7 20-22 **Lab ID: 92546969011** Collected: 06/28/21 17:10 Received: 06/29/21 15:22 Matrix: Solid

Results reported on a "dry weight" basis and are adjusted for percent moisture, sample size and any dilutions.

Parameters	Results	Units	Report Limit	MDL	DF	Prepared	Analyzed	CAS No.	Qual
VPH NC Soil	Analytical Method: MADEP VPH Preparation Method: MADEP VPH Pace Analytical Services - Charlotte								
Total VPH (C5-C12)	**87.7**	mg/kg	3.6	3.6	1	07/02/21 13:02	07/03/21 01:49		N2
Aliphatic (C05-C08)	**64.1**	mg/kg	3.6	3.6	1	07/02/21 13:02	07/03/21 01:49		N2
Aliphatic(C09-C12) Adjusted	**17.4**	mg/kg	3.6	3.6	1	07/02/21 13:02	07/03/21 01:49		N2
Aromatic (C09-C10)	**6.1**	mg/kg	3.6	3.6	1	07/02/21 13:02	07/03/21 01:49		N2
Surrogates									
4-Bromofluorobenzene (FID) (S)	107	%	70-130		1	07/02/21 13:02	07/03/21 01:49	460-00-4	
4-Bromofluorobenzene (PID) (S)	102	%	70-130		1	07/02/21 13:02	07/03/21 01:49	460-00-4	
8260D/5035A/5030B Volatiles	Analytical Method: EPA 8260D Preparation Method: EPA 5035A/5030B Pace Analytical Services - Charlotte								
Acetone	**149**	ug/kg	132	42.4	1	06/29/21 19:58	06/30/21 15:18	67-64-1	
Benzene	**182**	ug/kg	6.6	2.6	1	06/29/21 19:58	06/30/21 15:18	71-43-2	
Bromobenzene	ND	ug/kg	6.6	2.2	1	06/29/21 19:58	06/30/21 15:18	108-86-1	
Bromochloromethane	ND	ug/kg	6.6	2.0	1	06/29/21 19:58	06/30/21 15:18	74-97-5	
Bromodichloromethane	ND	ug/kg	6.6	2.5	1	06/29/21 19:58	06/30/21 15:18	75-27-4	
Bromoform	ND	ug/kg	6.6	2.3	1	06/29/21 19:58	06/30/21 15:18	75-25-2	
Bromomethane	ND	ug/kg	13.2	10.4	1	06/29/21 19:58	06/30/21 15:18	74-83-9	IK
2-Butanone (MEK)	ND	ug/kg	132	31.7	1	06/29/21 19:58	06/30/21 15:18	78-93-3	
n-Butylbenzene	ND	ug/kg	6.6	3.1	1	06/29/21 19:58	06/30/21 15:18	104-51-8	
sec-Butylbenzene	ND	ug/kg	6.6	2.9	1	06/29/21 19:58	06/30/21 15:18	135-98-8	
tert-Butylbenzene	ND	ug/kg	6.6	2.3	1	06/29/21 19:58	06/30/21 15:18	98-06-6	
Carbon tetrachloride	ND	ug/kg	6.6	2.5	1	06/29/21 19:58	06/30/21 15:18	56-23-5	
Chlorobenzene	**7.1**	ug/kg	6.6	1.3	1	06/29/21 19:58	06/30/21 15:18	108-90-7	
Chloroethane	ND	ug/kg	13.2	5.1	1	06/29/21 19:58	06/30/21 15:18	75-00-3	
Chloroform	ND	ug/kg	6.6	4.0	1	06/29/21 19:58	06/30/21 15:18	67-66-3	
Chloromethane	ND	ug/kg	13.2	5.5	1	06/29/21 19:58	06/30/21 15:18	74-87-3	
2-Chlorotoluene	ND	ug/kg	6.6	2.3	1	06/29/21 19:58	06/30/21 15:18	95-49-8	
4-Chlorotoluene	ND	ug/kg	6.6	1.2	1	06/29/21 19:58	06/30/21 15:18	106-43-4	
1,2-Dibromo-3-chloropropane	ND	ug/kg	6.6	2.6	1	06/29/21 19:58	06/30/21 15:18	96-12-8	
Dibromochloromethane	ND	ug/kg	6.6	3.7	1	06/29/21 19:58	06/30/21 15:18	124-48-1	
1,2-Dibromoethane (EDB)	ND	ug/kg	6.6	2.9	1	06/29/21 19:58	06/30/21 15:18	106-93-4	
Dibromomethane	ND	ug/kg	6.6	1.4	1	06/29/21 19:58	06/30/21 15:18	74-95-3	
1,2-Dichlorobenzene	ND	ug/kg	6.6	2.4	1	06/29/21 19:58	06/30/21 15:18	95-50-1	
1,3-Dichlorobenzene	ND	ug/kg	6.6	2.0	1	06/29/21 19:58	06/30/21 15:18	541-73-1	
1,4-Dichlorobenzene	ND	ug/kg	6.6	1.7	1	06/29/21 19:58	06/30/21 15:18	106-46-7	
Dichlorodifluoromethane	ND	ug/kg	13.2	2.9	1	06/29/21 19:58	06/30/21 15:18	75-71-8	
1,1-Dichloroethane	ND	ug/kg	6.6	2.7	1	06/29/21 19:58	06/30/21 15:18	75-34-3	
1,2-Dichloroethane	ND	ug/kg	6.6	4.4	1	06/29/21 19:58	06/30/21 15:18	107-06-2	
1,1-Dichloroethene	ND	ug/kg	6.6	2.7	1	06/29/21 19:58	06/30/21 15:18	75-35-4	
cis-1,2-Dichloroethene	ND	ug/kg	6.6	2.3	1	06/29/21 19:58	06/30/21 15:18	156-59-2	
trans-1,2-Dichloroethene	ND	ug/kg	6.6	2.3	1	06/29/21 19:58	06/30/21 15:18	156-60-5	
1,2-Dichloropropane	ND	ug/kg	6.6	2.0	1	06/29/21 19:58	06/30/21 15:18	78-87-5	
1,3-Dichloropropane	ND	ug/kg	6.6	2.1	1	06/29/21 19:58	06/30/21 15:18	142-28-9	
2,2-Dichloropropane	ND	ug/kg	6.6	2.2	1	06/29/21 19:58	06/30/21 15:18	594-20-7	

REPORT OF LABORATORY ANALYSIS

This report shall not be reproduced, except in full,
without the written consent of Pace Analytical Services, LLC.

Pace Analytical Services, LLC
9800 Kincey Ave. Suite 100
Huntersville, NC 28078
(704)875-9092

ANALYTICAL RESULTS

Project: CPC Huntersville/2020-L1-2448
Pace Project No.: 92546969

Sample: AC7 20-22 **Lab ID: 92546969011** Collected: 06/28/21 17:10 Received: 06/29/21 15:22 Matrix: Solid

Results reported on a "dry weight" basis and are adjusted for percent moisture, sample size and any dilutions.

Parameters	Results	Units	Report Limit	MDL	DF	Prepared	Analyzed	CAS No.	Qual
8260D/5035A/5030B Volatiles	Analytical Method: EPA 8260D Preparation Method: EPA 5035A/5030B Pace Analytical Services - Charlotte								
1,1-Dichloropropene	ND	ug/kg	6.6	3.2	1	06/29/21 19:58	06/30/21 15:18	563-58-6	
cis-1,3-Dichloropropene	ND	ug/kg	6.6	1.8	1	06/29/21 19:58	06/30/21 15:18	10061-01-5	
trans-1,3-Dichloropropene	ND	ug/kg	6.6	2.3	1	06/29/21 19:58	06/30/21 15:18	10061-02-6	
Diisopropyl ether	**35.8**	ug/kg	6.6	1.8	1	06/29/21 19:58	06/30/21 15:18	108-20-3	
Ethylbenzene	**1590**	ug/kg	6.6	3.1	1	06/29/21 19:58	06/30/21 15:18	100-41-4	
Hexachloro-1,3-butadiene	ND	ug/kg	13.2	10.8	1	06/29/21 19:58	06/30/21 15:18	87-68-3	
2-Hexanone	ND	ug/kg	66.0	6.4	1	06/29/21 19:58	06/30/21 15:18	591-78-6	
Isopropylbenzene (Cumene)	ND	ug/kg	6.6	2.2	1	06/29/21 19:58	06/30/21 15:18	98-82-8	
p-Isopropyltoluene	ND	ug/kg	6.6	3.2	1	06/29/21 19:58	06/30/21 15:18	99-87-6	
Methylene Chloride	ND	ug/kg	26.4	18.1	1	06/29/21 19:58	06/30/21 15:18	75-09-2	
4-Methyl-2-pentanone (MIBK)	ND	ug/kg	66.0	6.4	1	06/29/21 19:58	06/30/21 15:18	108-10-1	
Methyl-tert-butyl ether	ND	ug/kg	6.6	2.5	1	06/29/21 19:58	06/30/21 15:18	1634-04-4	
Naphthalene	**1040**	ug/kg	6.6	3.5	1	06/29/21 19:58	06/30/21 15:18	91-20-3	
n-Propylbenzene	ND	ug/kg	6.6	2.3	1	06/29/21 19:58	06/30/21 15:18	103-65-1	
Styrene	ND	ug/kg	6.6	1.7	1	06/29/21 19:58	06/30/21 15:18	100-42-5	
1,1,1,2-Tetrachloroethane	ND	ug/kg	6.6	2.5	1	06/29/21 19:58	06/30/21 15:18	630-20-6	
1,1,2,2-Tetrachloroethane	ND	ug/kg	6.6	1.7	1	06/29/21 19:58	06/30/21 15:18	79-34-5	
Tetrachloroethene	ND	ug/kg	6.6	2.1	1	06/29/21 19:58	06/30/21 15:18	127-18-4	
Toluene	**2620**	ug/kg	6.6	1.9	1	06/29/21 19:58	06/30/21 15:18	108-88-3	
1,2,3-Trichlorobenzene	ND	ug/kg	6.6	5.3	1	06/29/21 19:58	06/30/21 15:18	87-61-6	
1,2,4-Trichlorobenzene	ND	ug/kg	6.6	5.5	1	06/29/21 19:58	06/30/21 15:18	120-82-1	
1,1,1-Trichloroethane	ND	ug/kg	6.6	3.4	1	06/29/21 19:58	06/30/21 15:18	71-55-6	
1,1,2-Trichloroethane	ND	ug/kg	6.6	2.2	1	06/29/21 19:58	06/30/21 15:18	79-00-5	
Trichloroethene	ND	ug/kg	6.6	1.7	1	06/29/21 19:58	06/30/21 15:18	79-01-6	
Trichlorofluoromethane	ND	ug/kg	6.6	3.6	1	06/29/21 19:58	06/30/21 15:18	75-69-4	
1,2,3-Trichloropropane	ND	ug/kg	6.6	3.3	1	06/29/21 19:58	06/30/21 15:18	96-18-4	
1,2,4-Trimethylbenzene	**6340**	ug/kg	6.6	1.8	1	06/29/21 19:58	06/30/21 15:18	95-63-6	
1,3,5-Trimethylbenzene	**1810**	ug/kg	6.6	2.2	1	06/29/21 19:58	06/30/21 15:18	108-67-8	
Vinyl acetate	ND	ug/kg	66.0	4.8	1	06/29/21 19:58	06/30/21 15:18	108-05-4	
Vinyl chloride	ND	ug/kg	13.2	3.4	1	06/29/21 19:58	06/30/21 15:18	75-01-4	
Xylene (Total)	**8710**	ug/kg	13.2	3.8	1	06/29/21 19:58	06/30/21 15:18	1330-20-7	
m&p-Xylene	**6070**	ug/kg	13.2	4.5	1	06/29/21 19:58	06/30/21 15:18	179601-23-1	
o-Xylene	**2640**	ug/kg	6.6	2.9	1	06/29/21 19:58	06/30/21 15:18	95-47-6	
Surrogates									
Toluene-d8 (S)	101	%	70-130		1	06/29/21 19:58	06/30/21 15:18	2037-26-5	
4-Bromofluorobenzene (S)	100	%	69-134		1	06/29/21 19:58	06/30/21 15:18	460-00-4	
1,2-Dichloroethane-d4 (S)	109	%	70-130		1	06/29/21 19:58	06/30/21 15:18	17060-07-0	
Percent Moisture	Analytical Method: SW-846 Pace Analytical Services - Charlotte								
Percent Moisture	**16.0**	%	0.10	0.10	1		06/29/21 17:14		N2

REPORT OF LABORATORY ANALYSIS

This report shall not be reproduced, except in full,
without the written consent of Pace Analytical Services, LLC.

Pace Analytical Services, LLC
9800 Kincey Ave. Suite 100
Huntersville, NC 28078
(704)875-9092

ANALYTICAL RESULTS

Project: CPC Huntersville/2020-L1-2448
Pace Project No.: 92546969

Sample: AC7 42-44 **Lab ID: 92546969012** Collected: 06/28/21 17:15 Received: 06/29/21 15:22 Matrix: Solid

Results reported on a "dry weight" basis and are adjusted for percent moisture, sample size and any dilutions.

Parameters	Results	Units	Report Limit	MDL	DF	Prepared	Analyzed	CAS No.	Qual
VPH NC Soil	Analytical Method: MADEP VPH Preparation Method: MADEP VPH Pace Analytical Services - Charlotte								
Total VPH (C5-C12)	**63.4**	mg/kg	3.1	3.1	1	06/30/21 11:51	07/01/21 06:38		N2
Aliphatic (C05-C08)	**50.1**	mg/kg	3.1	3.1	1	06/30/21 11:51	07/01/21 06:38		N2
Aliphatic(C09-C12) Adjusted	**9.3**	mg/kg	3.1	3.1	1	06/30/21 11:51	07/01/21 06:38		N2
Aromatic (C09-C10)	**4.0**	mg/kg	3.1	3.1	1	06/30/21 11:51	07/01/21 06:38		N2
Surrogates									
4-Bromofluorobenzene (FID) (S)	102	%	70-130		1	06/30/21 11:51	07/01/21 06:38	460-00-4	
4-Bromofluorobenzene (PID) (S)	101	%	70-130		1	06/30/21 11:51	07/01/21 06:38	460-00-4	
8260D/5035A/5030B Volatiles	Analytical Method: EPA 8260D Preparation Method: EPA 5035A/5030B Pace Analytical Services - Charlotte								
Acetone	**91.8J**	ug/kg	123	39.6	1	06/30/21 13:07	06/30/21 23:03	67-64-1	
Benzene	**624**	ug/kg	6.2	2.5	1	06/30/21 13:07	06/30/21 23:03	71-43-2	
Bromobenzene	ND	ug/kg	6.2	2.0	1	06/30/21 13:07	06/30/21 23:03	108-86-1	
Bromochloromethane	ND	ug/kg	6.2	1.8	1	06/30/21 13:07	06/30/21 23:03	74-97-5	
Bromodichloromethane	ND	ug/kg	6.2	2.4	1	06/30/21 13:07	06/30/21 23:03	75-27-4	
Bromoform	ND	ug/kg	6.2	2.2	1	06/30/21 13:07	06/30/21 23:03	75-25-2	
Bromomethane	ND	ug/kg	12.3	9.7	1	06/30/21 13:07	06/30/21 23:03	74-83-9	IK,v1
2-Butanone (MEK)	ND	ug/kg	123	29.6	1	06/30/21 13:07	06/30/21 23:03	78-93-3	
n-Butylbenzene	ND	ug/kg	6.2	2.9	1	06/30/21 13:07	06/30/21 23:03	104-51-8	
sec-Butylbenzene	ND	ug/kg	6.2	2.7	1	06/30/21 13:07	06/30/21 23:03	135-98-8	
tert-Butylbenzene	ND	ug/kg	6.2	2.2	1	06/30/21 13:07	06/30/21 23:03	98-06-6	
Carbon tetrachloride	ND	ug/kg	6.2	2.3	1	06/30/21 13:07	06/30/21 23:03	56-23-5	
Chlorobenzene	ND	ug/kg	6.2	1.2	1	06/30/21 13:07	06/30/21 23:03	108-90-7	
Chloroethane	ND	ug/kg	12.3	4.8	1	06/30/21 13:07	06/30/21 23:03	75-00-3	
Chloroform	ND	ug/kg	6.2	3.7	1	06/30/21 13:07	06/30/21 23:03	67-66-3	
Chloromethane	ND	ug/kg	12.3	5.2	1	06/30/21 13:07	06/30/21 23:03	74-87-3	
2-Chlorotoluene	ND	ug/kg	6.2	2.2	1	06/30/21 13:07	06/30/21 23:03	95-49-8	
4-Chlorotoluene	ND	ug/kg	6.2	1.1	1	06/30/21 13:07	06/30/21 23:03	106-43-4	
1,2-Dibromo-3-chloropropane	ND	ug/kg	6.2	2.4	1	06/30/21 13:07	06/30/21 23:03	96-12-8	
Dibromochloromethane	ND	ug/kg	6.2	3.5	1	06/30/21 13:07	06/30/21 23:03	124-48-1	
1,2-Dibromoethane (EDB)	ND	ug/kg	6.2	2.7	1	06/30/21 13:07	06/30/21 23:03	106-93-4	
Dibromomethane	ND	ug/kg	6.2	1.3	1	06/30/21 13:07	06/30/21 23:03	74-95-3	
1,2-Dichlorobenzene	ND	ug/kg	6.2	2.2	1	06/30/21 13:07	06/30/21 23:03	95-50-1	
1,3-Dichlorobenzene	ND	ug/kg	6.2	1.9	1	06/30/21 13:07	06/30/21 23:03	541-73-1	
1,4-Dichlorobenzene	ND	ug/kg	6.2	1.6	1	06/30/21 13:07	06/30/21 23:03	106-46-7	
Dichlorodifluoromethane	ND	ug/kg	12.3	2.7	1	06/30/21 13:07	06/30/21 23:03	75-71-8	
1,1-Dichloroethane	ND	ug/kg	6.2	2.5	1	06/30/21 13:07	06/30/21 23:03	75-34-3	
1,2-Dichloroethane	ND	ug/kg	6.2	4.1	1	06/30/21 13:07	06/30/21 23:03	107-06-2	
1,1-Dichloroethene	ND	ug/kg	6.2	2.5	1	06/30/21 13:07	06/30/21 23:03	75-35-4	
cis-1,2-Dichloroethene	ND	ug/kg	6.2	2.1	1	06/30/21 13:07	06/30/21 23:03	156-59-2	
trans-1,2-Dichloroethene	ND	ug/kg	6.2	2.2	1	06/30/21 13:07	06/30/21 23:03	156-60-5	
1,2-Dichloropropane	ND	ug/kg	6.2	1.8	1	06/30/21 13:07	06/30/21 23:03	78-87-5	
1,3-Dichloropropane	ND	ug/kg	6.2	1.9	1	06/30/21 13:07	06/30/21 23:03	142-28-9	
2,2-Dichloropropane	ND	ug/kg	6.2	2.0	1	06/30/21 13:07	06/30/21 23:03	594-20-7	

REPORT OF LABORATORY ANALYSIS

This report shall not be reproduced, except in full,
without the written consent of Pace Analytical Services, LLC.

Pace Analytical Services, LLC
9800 Kincey Ave. Suite 100
Huntersville, NC 28078
(704)875-9092

ANALYTICAL RESULTS

Project: CPC Huntersville/2020-L1-2448
Pace Project No.: 92546969

Sample: AC7 42-44 **Lab ID: 92546969012** Collected: 06/28/21 17:15 Received: 06/29/21 15:22 Matrix: Solid

Results reported on a "dry weight" basis and are adjusted for percent moisture, sample size and any dilutions.

Parameters	Results	Units	Report Limit	MDL	DF	Prepared	Analyzed	CAS No.	Qual
8260D/5035A/5030B Volatiles	Analytical Method: EPA 8260D Preparation Method: EPA 5035A/5030B Pace Analytical Services - Charlotte								
1,1-Dichloropropene	ND	ug/kg	6.2	3.0	1	06/30/21 13:07	06/30/21 23:03	563-58-6	
cis-1,3-Dichloropropene	ND	ug/kg	6.2	1.7	1	06/30/21 13:07	06/30/21 23:03	10061-01-5	
trans-1,3-Dichloropropene	ND	ug/kg	6.2	2.1	1	06/30/21 13:07	06/30/21 23:03	10061-02-6	
Diisopropyl ether	**111**	ug/kg	6.2	1.7	1	06/30/21 13:07	06/30/21 23:03	108-20-3	
Ethylbenzene	**401**	ug/kg	6.2	2.9	1	06/30/21 13:07	06/30/21 23:03	100-41-4	
Hexachloro-1,3-butadiene	ND	ug/kg	12.3	10.1	1	06/30/21 13:07	06/30/21 23:03	87-68-3	
2-Hexanone	ND	ug/kg	61.6	5.9	1	06/30/21 13:07	06/30/21 23:03	591-78-6	
Isopropylbenzene (Cumene)	ND	ug/kg	6.2	2.1	1	06/30/21 13:07	06/30/21 23:03	98-82-8	
p-Isopropyltoluene	ND	ug/kg	6.2	3.0	1	06/30/21 13:07	06/30/21 23:03	99-87-6	
Methylene Chloride	ND	ug/kg	24.6	16.9	1	06/30/21 13:07	06/30/21 23:03	75-09-2	
4-Methyl-2-pentanone (MIBK)	ND	ug/kg	61.6	5.9	1	06/30/21 13:07	06/30/21 23:03	108-10-1	
Methyl-tert-butyl ether	**55.7**	ug/kg	6.2	2.3	1	06/30/21 13:07	06/30/21 23:03	1634-04-4	
Naphthalene	**194**	ug/kg	6.2	3.2	1	06/30/21 13:07	06/30/21 23:03	91-20-3	
n-Propylbenzene	ND	ug/kg	6.2	2.2	1	06/30/21 13:07	06/30/21 23:03	103-65-1	
Styrene	ND	ug/kg	6.2	1.6	1	06/30/21 13:07	06/30/21 23:03	100-42-5	
1,1,1,2-Tetrachloroethane	ND	ug/kg	6.2	2.4	1	06/30/21 13:07	06/30/21 23:03	630-20-6	
1,1,2,2-Tetrachloroethane	ND	ug/kg	6.2	1.6	1	06/30/21 13:07	06/30/21 23:03	79-34-5	
Tetrachloroethene	ND	ug/kg	6.2	1.9	1	06/30/21 13:07	06/30/21 23:03	127-18-4	
Toluene	**2110**	ug/kg	6.2	1.7	1	06/30/21 13:07	06/30/21 23:03	108-88-3	
1,2,3-Trichlorobenzene	ND	ug/kg	6.2	5.0	1	06/30/21 13:07	06/30/21 23:03	87-61-6	
1,2,4-Trichlorobenzene	ND	ug/kg	6.2	5.2	1	06/30/21 13:07	06/30/21 23:03	120-82-1	
1,1,1-Trichloroethane	ND	ug/kg	6.2	3.2	1	06/30/21 13:07	06/30/21 23:03	71-55-6	
1,1,2-Trichloroethane	ND	ug/kg	6.2	2.0	1	06/30/21 13:07	06/30/21 23:03	79-00-5	
Trichloroethene	ND	ug/kg	6.2	1.6	1	06/30/21 13:07	06/30/21 23:03	79-01-6	
Trichlorofluoromethane	ND	ug/kg	6.2	3.4	1	06/30/21 13:07	06/30/21 23:03	75-69-4	
1,2,3-Trichloropropane	ND	ug/kg	6.2	3.1	1	06/30/21 13:07	06/30/21 23:03	96-18-4	
1,2,4-Trimethylbenzene	**805**	ug/kg	6.2	1.7	1	06/30/21 13:07	06/30/21 23:03	95-63-6	
1,3,5-Trimethylbenzene	**232**	ug/kg	6.2	2.1	1	06/30/21 13:07	06/30/21 23:03	108-67-8	
Vinyl acetate	ND	ug/kg	61.6	4.5	1	06/30/21 13:07	06/30/21 23:03	108-05-4	
Vinyl chloride	ND	ug/kg	12.3	3.1	1	06/30/21 13:07	06/30/21 23:03	75-01-4	
Xylene (Total)	**2040**	ug/kg	12.3	3.5	1	06/30/21 13:07	06/30/21 23:03	1330-20-7	
m&p-Xylene	**1430**	ug/kg	12.3	4.2	1	06/30/21 13:07	06/30/21 23:03	179601-23-1	
o-Xylene	**619**	ug/kg	6.2	2.7	1	06/30/21 13:07	06/30/21 23:03	95-47-6	
Surrogates									
Toluene-d8 (S)	101	%	70-130		1	06/30/21 13:07	06/30/21 23:03	2037-26-5	
4-Bromofluorobenzene (S)	100	%	69-134		1	06/30/21 13:07	06/30/21 23:03	460-00-4	
1,2-Dichloroethane-d4 (S)	109	%	70-130		1	06/30/21 13:07	06/30/21 23:03	17060-07-0	
Percent Moisture	Analytical Method: SW-846 Pace Analytical Services - Charlotte								
Percent Moisture	**18.5**	%	0.10	0.10	1		06/29/21 17:14		N2

REPORT OF LABORATORY ANALYSIS

This report shall not be reproduced, except in full,
without the written consent of Pace Analytical Services, LLC.

Pace Analytical Services, LLC
9800 Kincey Ave. Suite 100
Huntersville, NC 28078
(704)875-9092

QUALITY CONTROL DATA

Project: CPC Huntersville/2020-L1-2448
Pace Project No.: 92546969

QC Batch: 630606 | Analysis Method: MADEP VPH
QC Batch Method: MADEP VPH | Analysis Description: VPH NC Soil
Laboratory: Pace Analytical Services - Charlotte
Associated Lab Samples: 92546969001, 92546969004, 92546969007, 92546969010, 92546969012

METHOD BLANK: 3313204 Matrix: Solid
Associated Lab Samples: 92546969001, 92546969004, 92546969007, 92546969010, 92546969012

Parameter	Units	Blank Result	Reporting Limit	MDL	Analyzed	Qualifiers
Aliphatic (C05-C08)	mg/kg	ND	2.5	2.5	06/30/21 14:56	N2
Aromatic (C09-C10)	mg/kg	ND	2.5	2.5	06/30/21 14:56	N2
4-Bromofluorobenzene (FID) (S)	%	104	70-130		06/30/21 14:56	
4-Bromofluorobenzene (PID) (S)	%	101	70-130		06/30/21 14:56	

LABORATORY CONTROL SAMPLE & LCSD: 3313205 3313206

Parameter	Units	Spike Conc.	LCS Result	LCSD Result	LCS % Rec	LCSD % Rec	% Rec Limits	RPD	Max RPD	Qualifiers
Aliphatic (C05-C08)	mg/kg	15	11.1	10.9	74	73	70-130	1	25	N2
Aromatic (C09-C10)	mg/kg	5	5.8	5.9	117	118	70-130	0	25	N2
4-Bromofluorobenzene (FID) (S)	%				107	109	70-130			
4-Bromofluorobenzene (PID) (S)	%				101	103	70-130			

Results presented on this page are in the units indicated by the "Units" column except where an alternate unit is presented to the right of the result.

REPORT OF LABORATORY ANALYSIS

This report shall not be reproduced, except in full,
without the written consent of Pace Analytical Services, LLC.

Pace Analytical Services, LLC
9800 Kincey Ave. Suite 100
Huntersville, NC 28078
(704)875-9092

QUALITY CONTROL DATA

Project: CPC Huntersville/2020-L1-2448
Pace Project No.: 92546969

QC Batch: 630984
QC Batch Method: MADEP VPH
Analysis Method: MADEP VPH
Analysis Description: VPH NC Soil
Laboratory: Pace Analytical Services - Charlotte
Associated Lab Samples: 92546969002, 92546969003, 92546969008, 92546969009

METHOD BLANK: 3315019 Matrix: Solid
Associated Lab Samples: 92546969002, 92546969003, 92546969008, 92546969009

Parameter	Units	Blank Result	Reporting Limit	MDL	Analyzed	Qualifiers
Aliphatic (C05-C08)	mg/kg	ND	2.5	2.5	07/01/21 15:22	N2
Aromatic (C09-C10)	mg/kg	ND	2.5	2.5	07/01/21 15:22	N2
4-Bromofluorobenzene (FID) (S)	%	104	70-130		07/01/21 15:22	
4-Bromofluorobenzene (PID) (S)	%	101	70-130		07/01/21 15:22	

LABORATORY CONTROL SAMPLE & LCSD: 3315020 3315021

Parameter	Units	Spike Conc.	LCS Result	LCSD Result	LCS % Rec	LCSD % Rec	% Rec Limits	RPD	Max RPD	Qualifiers
Aliphatic (C05-C08)	mg/kg	14.9	15.4	14.1	104	95	70-130	9	25	N2
Aromatic (C09-C10)	mg/kg	5	5.3	5.6	108	113	70-130	4	25	N2
4-Bromofluorobenzene (FID) (S)	%				102	106	70-130			
4-Bromofluorobenzene (PID) (S)	%				98	101	70-130			

Results presented on this page are in the units indicated by the "Units" column except where an alternate unit is presented to the right of the result.

REPORT OF LABORATORY ANALYSIS

This report shall not be reproduced, except in full,
without the written consent of Pace Analytical Services, LLC.

Pace Analytical Services, LLC
9800 Kincey Ave. Suite 100
Huntersville, NC 28078
(704)875-9092

QUALITY CONTROL DATA

Project: CPC Huntersville/2020-L1-2448
Pace Project No.: 92546969

QC Batch: 631257 | Analysis Method: MADEP VPH
QC Batch Method: MADEP VPH | Analysis Description: VPH NC Soil
Laboratory: Pace Analytical Services - Charlotte
Associated Lab Samples: 92546969005, 92546969006, 92546969011

METHOD BLANK: 3316592 Matrix: Solid
Associated Lab Samples: 92546969005, 92546969006, 92546969011

Parameter	Units	Blank Result	Reporting Limit	MDL	Analyzed	Qualifiers
Aliphatic (C05-C08)	mg/kg	ND	2.5	2.5	07/02/21 15:49	N2
Aromatic (C09-C10)	mg/kg	ND	2.5	2.5	07/02/21 15:49	N2
4-Bromofluorobenzene (FID) (S)	%	106	70-130		07/02/21 15:49	
4-Bromofluorobenzene (PID) (S)	%	105	70-130		07/02/21 15:49	

LABORATORY CONTROL SAMPLE & LCSD: 3316593 3316594

Parameter	Units	Spike Conc.	LCS Result	LCSD Result	LCS % Rec	LCSD % Rec	% Rec Limits	RPD	Max RPD	Qualifiers
Aliphatic (C05-C08)	mg/kg	14.9	16.9	16.4	113	110	70-130	3	25	N2
Aromatic (C09-C10)	mg/kg	5	5.6	5.7	113	114	70-130	1	25	N2
4-Bromofluorobenzene (FID) (S)	%				107	104	70-130			
4-Bromofluorobenzene (PID) (S)	%				102	100	70-130			

Results presented on this page are in the units indicated by the "Units" column except where an alternate unit is presented to the right of the result.

REPORT OF LABORATORY ANALYSIS

This report shall not be reproduced, except in full,
without the written consent of Pace Analytical Services, LLC.

Pace Analytical Services, LLC
9800 Kincey Ave. Suite 100
Huntersville, NC 28078
(704)875-9092

QUALITY CONTROL DATA

Project: CPC Huntersville/2020-L1-2448
Pace Project No.: 92546969

QC Batch: 630473
QC Batch Method: EPA 5035A/5030B
Analysis Method: EPA 8260D
Analysis Description: 8260D 5035A 5030B
Laboratory: Pace Analytical Services - Charlotte
Associated Lab Samples: 92546969001, 92546969007, 92546969010, 92546969011

METHOD BLANK: 3312737 Matrix: Solid
Associated Lab Samples: 92546969001, 92546969007, 92546969010, 92546969011

Parameter	Units	Blank Result	Reporting Limit	MDL	Analyzed	Qualifiers
1,1,1,2-Tetrachloroethane	ug/kg	ND	5.0	1.9	06/30/21 06:40	
1,1,1-Trichloroethane	ug/kg	ND	5.0	2.6	06/30/21 06:40	
1,1,2,2-Tetrachloroethane	ug/kg	ND	5.0	1.3	06/30/21 06:40	
1,1,2-Trichloroethane	ug/kg	ND	5.0	1.7	06/30/21 06:40	
1,1-Dichloroethane	ug/kg	ND	5.0	2.1	06/30/21 06:40	
1,1-Dichloroethene	ug/kg	ND	5.0	2.1	06/30/21 06:40	
1,1-Dichloropropene	ug/kg	ND	5.0	2.4	06/30/21 06:40	
1,2,3-Trichlorobenzene	ug/kg	ND	5.0	4.0	06/30/21 06:40	
1,2,3-Trichloropropane	ug/kg	ND	5.0	2.5	06/30/21 06:40	
1,2,4-Trichlorobenzene	ug/kg	ND	5.0	4.2	06/30/21 06:40	
1,2,4-Trimethylbenzene	ug/kg	ND	5.0	1.4	06/30/21 06:40	
1,2-Dibromo-3-chloropropane	ug/kg	ND	5.0	1.9	06/30/21 06:40	
1,2-Dibromoethane (EDB)	ug/kg	ND	5.0	2.2	06/30/21 06:40	
1,2-Dichlorobenzene	ug/kg	ND	5.0	1.8	06/30/21 06:40	
1,2-Dichloroethane	ug/kg	ND	5.0	3.3	06/30/21 06:40	
1,2-Dichloropropane	ug/kg	ND	5.0	1.5	06/30/21 06:40	
1,3,5-Trimethylbenzene	ug/kg	ND	5.0	1.7	06/30/21 06:40	
1,3-Dichlorobenzene	ug/kg	ND	5.0	1.6	06/30/21 06:40	
1,3-Dichloropropane	ug/kg	ND	5.0	1.6	06/30/21 06:40	
1,4-Dichlorobenzene	ug/kg	ND	5.0	1.3	06/30/21 06:40	
2,2-Dichloropropane	ug/kg	ND	5.0	1.6	06/30/21 06:40	
2-Butanone (MEK)	ug/kg	ND	100	24.0	06/30/21 06:40	
2-Chlorotoluene	ug/kg	ND	5.0	1.8	06/30/21 06:40	
2-Hexanone	ug/kg	ND	50.0	4.8	06/30/21 06:40	
4-Chlorotoluene	ug/kg	ND	5.0	0.88	06/30/21 06:40	
4-Methyl-2-pentanone (MIBK)	ug/kg	ND	50.0	4.8	06/30/21 06:40	
Acetone	ug/kg	ND	100	32.1	06/30/21 06:40	
Benzene	ug/kg	ND	5.0	2.0	06/30/21 06:40	
Bromobenzene	ug/kg	ND	5.0	1.6	06/30/21 06:40	
Bromochloromethane	ug/kg	ND	5.0	1.5	06/30/21 06:40	
Bromodichloromethane	ug/kg	ND	5.0	1.9	06/30/21 06:40	
Bromoform	ug/kg	ND	5.0	1.8	06/30/21 06:40	
Bromomethane	ug/kg	ND	10.0	7.9	06/30/21 06:40	IK
Carbon tetrachloride	ug/kg	ND	5.0	1.9	06/30/21 06:40	
Chlorobenzene	ug/kg	ND	5.0	0.96	06/30/21 06:40	
Chloroethane	ug/kg	ND	10.0	3.9	06/30/21 06:40	
Chloroform	ug/kg	ND	5.0	3.0	06/30/21 06:40	
Chloromethane	ug/kg	ND	10.0	4.2	06/30/21 06:40	
cis-1,2-Dichloroethene	ug/kg	ND	5.0	1.7	06/30/21 06:40	
cis-1,3-Dichloropropene	ug/kg	ND	5.0	1.4	06/30/21 06:40	

Results presented on this page are in the units indicated by the "Units" column except where an alternate unit is presented to the right of the result.

REPORT OF LABORATORY ANALYSIS

This report shall not be reproduced, except in full,
without the written consent of Pace Analytical Services, LLC.

Pace Analytical Services, LLC
9800 Kincey Ave. Suite 100
Huntersville, NC 28078
(704)875-9092

QUALITY CONTROL DATA

Project: CPC Huntersville/2020-L1-2448
Pace Project No.: 92546969

METHOD BLANK: 3312737 Matrix: Solid
Associated Lab Samples: 92546969001, 92546969007, 92546969010, 92546969011

Parameter	Units	Blank Result	Reporting Limit	MDL	Analyzed	Qualifiers
Dibromochloromethane	ug/kg	ND	5.0	2.8	06/30/21 06:40	
Dibromomethane	ug/kg	ND	5.0	1.1	06/30/21 06:40	
Dichlorodifluoromethane	ug/kg	ND	10.0	2.2	06/30/21 06:40	
Diisopropyl ether	ug/kg	ND	5.0	1.4	06/30/21 06:40	
Ethylbenzene	ug/kg	ND	5.0	2.3	06/30/21 06:40	
Hexachloro-1,3-butadiene	ug/kg	ND	10.0	8.2	06/30/21 06:40	
Isopropylbenzene (Cumene)	ug/kg	ND	5.0	1.7	06/30/21 06:40	
m&p-Xylene	ug/kg	ND	10.0	3.4	06/30/21 06:40	
Methyl-tert-butyl ether	ug/kg	ND	5.0	1.9	06/30/21 06:40	
Methylene Chloride	ug/kg	ND	20.0	13.7	06/30/21 06:40	
n-Butylbenzene	ug/kg	ND	5.0	2.4	06/30/21 06:40	
n-Propylbenzene	ug/kg	ND	5.0	1.8	06/30/21 06:40	
Naphthalene	ug/kg	ND	5.0	2.6	06/30/21 06:40	
o-Xylene	ug/kg	ND	5.0	2.2	06/30/21 06:40	
p-Isopropyltoluene	ug/kg	ND	5.0	2.5	06/30/21 06:40	
sec-Butylbenzene	ug/kg	ND	5.0	2.2	06/30/21 06:40	
Styrene	ug/kg	ND	5.0	1.3	06/30/21 06:40	
tert-Butylbenzene	ug/kg	ND	5.0	1.8	06/30/21 06:40	
Tetrachloroethene	ug/kg	ND	5.0	1.6	06/30/21 06:40	
Toluene	ug/kg	ND	5.0	1.4	06/30/21 06:40	
trans-1,2-Dichloroethene	ug/kg	ND	5.0	1.8	06/30/21 06:40	
trans-1,3-Dichloropropene	ug/kg	ND	5.0	1.7	06/30/21 06:40	
Trichloroethene	ug/kg	ND	5.0	1.3	06/30/21 06:40	
Trichlorofluoromethane	ug/kg	ND	5.0	2.8	06/30/21 06:40	
Vinyl acetate	ug/kg	ND	50.0	3.6	06/30/21 06:40	
Vinyl chloride	ug/kg	ND	10.0	2.5	06/30/21 06:40	
Xylene (Total)	ug/kg	ND	10.0	2.8	06/30/21 06:40	
1,2-Dichloroethane-d4 (S)	%	112	70-130		06/30/21 06:40	
4-Bromofluorobenzene (S)	%	98	69-134		06/30/21 06:40	
Toluene-d8 (S)	%	101	70-130		06/30/21 06:40	

LABORATORY CONTROL SAMPLE: 3312738

Parameter	Units	Spike Conc.	LCS Result	LCS % Rec	% Rec Limits	Qualifiers
1,1,1,2-Tetrachloroethane	ug/kg	1250	1060	85	70-130	
1,1,1-Trichloroethane	ug/kg	1250	963	77	70-130	
1,1,2,2-Tetrachloroethane	ug/kg	1250	976	78	70-130	
1,1,2-Trichloroethane	ug/kg	1250	962	77	70-130	
1,1-Dichloroethane	ug/kg	1250	1070	86	70-130	
1,1-Dichloroethene	ug/kg	1250	1120	89	70-130	
1,1-Dichloropropene	ug/kg	1250	1030	83	70-130	
1,2,3-Trichlorobenzene	ug/kg	1250	1060	85	65-130	
1,2,3-Trichloropropane	ug/kg	1250	1010	81	70-130	
1,2,4-Trichlorobenzene	ug/kg	1250	1050	84	68-130	

Results presented on this page are in the units indicated by the "Units" column except where an alternate unit is presented to the right of the result.

REPORT OF LABORATORY ANALYSIS

This report shall not be reproduced, except in full,
without the written consent of Pace Analytical Services, LLC.

Pace Analytical Services, LLC
9800 Kincey Ave. Suite 100
Huntersville, NC 28078
(704)875-9092

QUALITY CONTROL DATA

Project: CPC Huntersville/2020-L1-2448
Pace Project No.: 92546969

LABORATORY CONTROL SAMPLE: 3312738

Parameter	Units	Spike Conc.	LCS Result	LCS % Rec	% Rec Limits	Qualifiers
1,2,4-Trimethylbenzene	ug/kg	1250	1050	84	70-130	
1,2-Dibromo-3-chloropropane	ug/kg	1250	980	78	70-130	
1,2-Dibromoethane (EDB)	ug/kg	1250	1050	84	70-130	
1,2-Dichlorobenzene	ug/kg	1250	1040	83	70-130	
1,2-Dichloroethane	ug/kg	1250	1000	80	63-130	
1,2-Dichloropropane	ug/kg	1250	1060	84	70-130	
1,3,5-Trimethylbenzene	ug/kg	1250	1060	85	70-130	
1,3-Dichlorobenzene	ug/kg	1250	1060	85	70-130	
1,3-Dichloropropane	ug/kg	1250	1070	85	70-130	
1,4-Dichlorobenzene	ug/kg	1250	1050	84	70-130	
2,2-Dichloropropane	ug/kg	1250	872	70	66-130	
2-Butanone (MEK)	ug/kg	2500	1960	78	70-130	
2-Chlorotoluene	ug/kg	1250	1110	89	70-130	
2-Hexanone	ug/kg	2500	2110	85	70-130	
4-Chlorotoluene	ug/kg	1250	1030	82	70-130	
4-Methyl-2-pentanone (MIBK)	ug/kg	2500	2070	83	70-130	
Acetone	ug/kg	2500	2260	90	69-130	
Benzene	ug/kg	1250	1040	83	70-130	
Bromobenzene	ug/kg	1250	1100	88	70-130	
Bromochloromethane	ug/kg	1250	1060	85	70-130	
Bromodichloromethane	ug/kg	1250	946	76	69-130	
Bromoform	ug/kg	1250	1000	80	70-130	
Bromomethane	ug/kg	1250	1360	109	52-130	IK
Carbon tetrachloride	ug/kg	1250	1060	85	70-130	
Chlorobenzene	ug/kg	1250	1070	86	70-130	
Chloroethane	ug/kg	1250	1170	93	65-130	
Chloroform	ug/kg	1250	1120	90	70-130	
Chloromethane	ug/kg	1250	987	79	55-130	
cis-1,2-Dichloroethene	ug/kg	1250	1050	84	70-130	
cis-1,3-Dichloropropene	ug/kg	1250	1030	82	70-130	
Dibromochloromethane	ug/kg	1250	1030	83	70-130	
Dibromomethane	ug/kg	1250	1040	83	70-130	
Dichlorodifluoromethane	ug/kg	1250	1090	87	45-156	
Diisopropyl ether	ug/kg	1250	982	79	70-130	
Ethylbenzene	ug/kg	1250	1170	93	70-130	
Hexachloro-1,3-butadiene	ug/kg	1250	1080	86	66-130	
Isopropylbenzene (Cumene)	ug/kg	1250	1090	87	70-130	
m&p-Xylene	ug/kg	2500	2150	86	70-130	
Methyl-tert-butyl ether	ug/kg	1250	978	78	70-130	
Methylene Chloride	ug/kg	1250	1160	93	65-130	
n-Butylbenzene	ug/kg	1250	1110	88	67-130	
n-Propylbenzene	ug/kg	1250	1130	90	70-130	
Naphthalene	ug/kg	1250	1000	80	70-130	
o-Xylene	ug/kg	1250	1070	86	70-130	
p-Isopropyltoluene	ug/kg	1250	1080	86	67-130	
sec-Butylbenzene	ug/kg	1250	1090	87	69-130	
Styrene	ug/kg	1250	1070	85	70-130	

Results presented on this page are in the units indicated by the "Units" column except where an alternate unit is presented to the right of the result.

REPORT OF LABORATORY ANALYSIS

This report shall not be reproduced, except in full,
without the written consent of Pace Analytical Services, LLC.

Pace Analytical Services, LLC
9800 Kincey Ave. Suite 100
Huntersville, NC 28078
(704)875-9092

QUALITY CONTROL DATA

Project: CPC Huntersville/2020-L1-2448
Pace Project No.: 92546969

LABORATORY CONTROL SAMPLE: 3312738

Parameter	Units	Spike Conc.	LCS Result	LCS % Rec	% Rec Limits	Qualifiers
tert-Butylbenzene	ug/kg	1250	1030	83	67-130	
Tetrachloroethene	ug/kg	1250	1000	80	70-130	
Toluene	ug/kg	1250	1020	81	70-130	
trans-1,2-Dichloroethene	ug/kg	1250	1080	87	70-130	
trans-1,3-Dichloropropene	ug/kg	1250	1030	82	68-130	
Trichloroethene	ug/kg	1250	1060	84	70-130	
Trichlorofluoromethane	ug/kg	1250	1050	84	70-130	
Vinyl acetate	ug/kg	2500	2250	90	70-130	
Vinyl chloride	ug/kg	1250	1100	88	61-130	
Xylene (Total)	ug/kg	3750	3220	86	70-130	
1,2-Dichloroethane-d4 (S)	%			99	70-130	
4-Bromofluorobenzene (S)	%			96	69-134	
Toluene-d8 (S)	%			101	70-130	

MATRIX SPIKE SAMPLE: 3312740

Parameter	Units	92546955002 Result	Spike Conc.	MS Result	MS % Rec	% Rec Limits	Qualifiers
1,1,1,2-Tetrachloroethane	ug/kg	ND	667	669	100	70-131	
1,1,1-Trichloroethane	ug/kg	ND	667	647	97	65-133	
1,1,2,2-Tetrachloroethane	ug/kg	ND	667	642	96	66-130	
1,1,2-Trichloroethane	ug/kg	ND	667	621	93	66-133	
1,1-Dichloroethane	ug/kg	ND	667	726	109	65-130	
1,1-Dichloroethene	ug/kg	ND	667	785	118	10-158	
1,1-Dichloropropene	ug/kg	ND	667	687	103	68-133	
1,2,3-Trichlorobenzene	ug/kg	ND	667	656	98	27-138	
1,2,3-Trichloropropane	ug/kg	ND	667	649	97	67-130	
1,2,4-Trichlorobenzene	ug/kg	ND	667	646	97	51-134	
1,2,4-Trimethylbenzene	ug/kg	ND	667	645	97	63-136	
1,2-Dibromo-3-chloropropane	ug/kg	ND	667	548	82	32-130	
1,2-Dibromoethane (EDB)	ug/kg	ND	667	684	102	70-130	
1,2-Dichlorobenzene	ug/kg	ND	667	651	98	69-130	
1,2-Dichloroethane	ug/kg	ND	667	685	103	59-130	
1,2-Dichloropropane	ug/kg	ND	667	715	107	70-130	
1,3,5-Trimethylbenzene	ug/kg	ND	667	653	98	65-137	
1,3-Dichlorobenzene	ug/kg	ND	667	645	97	70-130	
1,3-Dichloropropane	ug/kg	ND	667	716	107	70-130	
1,4-Dichlorobenzene	ug/kg	ND	667	621	93	68-130	
2,2-Dichloropropane	ug/kg	ND	667	542	81	32-130	
2-Butanone (MEK)	ug/kg	ND	1330	1230	92	10-136	
2-Chlorotoluene	ug/kg	ND	667	683	102	69-141	
2-Hexanone	ug/kg	ND	1330	1300	97	10-144	
4-Chlorotoluene	ug/kg	ND	667	635	95	70-132	
4-Methyl-2-pentanone (MIBK)	ug/kg	ND	1330	1310	98	25-143	
Acetone	ug/kg	ND	1330	1190	89	10-130	
Benzene	ug/kg	ND	667	701	105	67-130	

Results presented on this page are in the units indicated by the "Units" column except where an alternate unit is presented to the right of the result.

REPORT OF LABORATORY ANALYSIS

This report shall not be reproduced, except in full,
without the written consent of Pace Analytical Services, LLC.

Pace Analytical Services, LLC
9800 Kincey Ave. Suite 100
Huntersville, NC 28078
(704)875-9092

QUALITY CONTROL DATA

Project: CPC Huntersville/2020-L1-2448
Pace Project No.: 92546969

MATRIX SPIKE SAMPLE: 3312740

Parameter	Units	92546955002 Result	Spike Conc.	MS Result	MS % Rec	% Rec Limits	Qualifiers
Bromobenzene	ug/kg	ND	667	683	102	70-130	
Bromochloromethane	ug/kg	ND	667	675	101	69-134	
Bromodichloromethane	ug/kg	ND	667	587	88	64-130	
Bromoform	ug/kg	ND	667	559	84	62-130	
Bromomethane	ug/kg	ND	667	481	72	20-176	IK
Carbon tetrachloride	ug/kg	ND	667	661	99	65-140	
Chlorobenzene	ug/kg	ND	667	703	105	70-130	
Chloroethane	ug/kg	ND	667	264	40	10-130	
Chloroform	ug/kg	ND	667	735	110	63-130	
Chloromethane	ug/kg	ND	667	782	117	58-130	
cis-1,2-Dichloroethene	ug/kg	ND	667	719	108	66-130	
cis-1,3-Dichloropropene	ug/kg	ND	667	646	97	67-130	
Dibromochloromethane	ug/kg	ND	667	610	91	67-130	
Dibromomethane	ug/kg	ND	667	666	100	63-131	
Dichlorodifluoromethane	ug/kg	ND	667	723	108	44-180	
Diisopropyl ether	ug/kg	ND	667	664	100	63-130	
Ethylbenzene	ug/kg	ND	667	760	114	66-130	
Hexachloro-1,3-butadiene	ug/kg	ND	667	690	103	64-150	
Isopropylbenzene (Cumene)	ug/kg	ND	667	701	105	69-135	
m&p-Xylene	ug/kg	ND	1330	1390	104	60-133	
Methyl-tert-butyl ether	ug/kg	ND	667	645	97	65-130	
Methylene Chloride	ug/kg	ND	667	765	115	61-130	
n-Butylbenzene	ug/kg	ND	667	670	100	65-140	
n-Propylbenzene	ug/kg	ND	667	692	104	67-140	
Naphthalene	ug/kg	ND	667	616	92	15-145	
o-Xylene	ug/kg	ND	667	698	104	66-133	
p-Isopropyltoluene	ug/kg	ND	667	653	98	56-147	
sec-Butylbenzene	ug/kg	ND	667	682	102	65-139	
Styrene	ug/kg	ND	667	662	99	70-132	
tert-Butylbenzene	ug/kg	ND	667	676	101	62-135	
Tetrachloroethene	ug/kg	ND	667	627	94	70-135	
Toluene	ug/kg	ND	667	668	100	67-130	
trans-1,2-Dichloroethene	ug/kg	ND	667	724	108	69-130	
trans-1,3-Dichloropropene	ug/kg	ND	667	637	95	62-130	
Trichloroethene	ug/kg	ND	667	687	103	70-135	
Trichlorofluoromethane	ug/kg	ND	667	222	33	10-130	
Vinyl acetate	ug/kg	ND	1330	1430	107	53-130	
Vinyl chloride	ug/kg	ND	667	756	113	61-148	
Xylene (Total)	ug/kg	ND	2010	2080	104	63-132	
1,2-Dichloroethane-d4 (S)	%				113	70-130	
4-Bromofluorobenzene (S)	%				97	69-134	
Toluene-d8 (S)	%				101	70-130	

Results presented on this page are in the units indicated by the "Units" column except where an alternate unit is presented to the right of the result.

REPORT OF LABORATORY ANALYSIS

This report shall not be reproduced, except in full,
without the written consent of Pace Analytical Services, LLC.

Pace Analytical Services, LLC
9800 Kincey Ave. Suite 100
Huntersville, NC 28078
(704)875-9092

QUALITY CONTROL DATA

Project: CPC Huntersville/2020-L1-2448
Pace Project No.: 92546969

SAMPLE DUPLICATE: 3312739

Parameter	Units	92546955001 Result	Dup Result	RPD	Max RPD	Qualifiers
1,1,1,2-Tetrachloroethane	ug/kg	ND	ND		30	
1,1,1-Trichloroethane	ug/kg	ND	ND		30	
1,1,2,2-Tetrachloroethane	ug/kg	ND	ND		30	
1,1,2-Trichloroethane	ug/kg	ND	ND		30	
1,1-Dichloroethane	ug/kg	ND	ND		30	
1,1-Dichloroethene	ug/kg	ND	ND		30	
1,1-Dichloropropene	ug/kg	ND	ND		30	
1,2,3-Trichlorobenzene	ug/kg	ND	ND		30	
1,2,3-Trichloropropane	ug/kg	ND	ND		30	
1,2,4-Trichlorobenzene	ug/kg	ND	ND		30	
1,2,4-Trimethylbenzene	ug/kg	ND	ND		30	
1,2-Dibromo-3-chloropropane	ug/kg	ND	ND		30	
1,2-Dibromoethane (EDB)	ug/kg	ND	ND		30	
1,2-Dichlorobenzene	ug/kg	ND	ND		30	
1,2-Dichloroethane	ug/kg	ND	ND		30	
1,2-Dichloropropane	ug/kg	ND	ND		30	
1,3,5-Trimethylbenzene	ug/kg	ND	ND		30	
1,3-Dichlorobenzene	ug/kg	ND	ND		30	
1,3-Dichloropropane	ug/kg	ND	ND		30	
1,4-Dichlorobenzene	ug/kg	ND	ND		30	
2,2-Dichloropropane	ug/kg	ND	ND		30	
2-Butanone (MEK)	ug/kg	ND	ND		30	
2-Chlorotoluene	ug/kg	ND	ND		30	
2-Hexanone	ug/kg	ND	ND		30	
4-Chlorotoluene	ug/kg	ND	ND		30	
4-Methyl-2-pentanone (MIBK)	ug/kg	ND	ND		30	
Acetone	ug/kg	ND	ND		30	
Benzene	ug/kg	ND	ND		30	
Bromobenzene	ug/kg	ND	ND		30	
Bromochloromethane	ug/kg	ND	ND		30	
Bromodichloromethane	ug/kg	ND	ND		30	
Bromoform	ug/kg	ND	ND		30	
Bromomethane	ug/kg	ND	ND		30	IK
Carbon tetrachloride	ug/kg	ND	ND		30	
Chlorobenzene	ug/kg	ND	ND		30	
Chloroethane	ug/kg	ND	ND		30	
Chloroform	ug/kg	ND	ND		30	
Chloromethane	ug/kg	ND	ND		30	
cis-1,2-Dichloroethene	ug/kg	ND	ND		30	
cis-1,3-Dichloropropene	ug/kg	ND	ND		30	
Dibromochloromethane	ug/kg	ND	ND		30	
Dibromomethane	ug/kg	ND	ND		30	
Dichlorodifluoromethane	ug/kg	ND	ND		30	
Diisopropyl ether	ug/kg	ND	ND		30	
Ethylbenzene	ug/kg	ND	ND		30	
Hexachloro-1,3-butadiene	ug/kg	ND	ND		30	
Isopropylbenzene (Cumene)	ug/kg	ND	ND		30	

Results presented on this page are in the units indicated by the "Units" column except where an alternate unit is presented to the right of the result.

REPORT OF LABORATORY ANALYSIS

This report shall not be reproduced, except in full,
without the written consent of Pace Analytical Services, LLC.

Pace Analytical Services, LLC
9800 Kincey Ave. Suite 100
Huntersville, NC 28078
(704)875-9092

QUALITY CONTROL DATA

Project: CPC Huntersville/2020-L1-2448
Pace Project No.: 92546969

SAMPLE DUPLICATE: 3312739

Parameter	Units	92546955001 Result	Dup Result	RPD	Max RPD	Qualifiers
m&p-Xylene	ug/kg	ND	ND		30	
Methyl-tert-butyl ether	ug/kg	ND	ND		30	
Methylene Chloride	ug/kg	ND	ND		30	
n-Butylbenzene	ug/kg	ND	ND		30	
n-Propylbenzene	ug/kg	ND	ND		30	
Naphthalene	ug/kg	ND	ND		30	
o-Xylene	ug/kg	ND	ND		30	
p-Isopropyltoluene	ug/kg	ND	ND		30	
sec-Butylbenzene	ug/kg	ND	ND		30	
Styrene	ug/kg	ND	ND		30	
tert-Butylbenzene	ug/kg	ND	ND		30	
Tetrachloroethene	ug/kg	ND	ND		30	
Toluene	ug/kg	ND	4.4J		30	
trans-1,2-Dichloroethene	ug/kg	ND	ND		30	
trans-1,3-Dichloropropene	ug/kg	ND	ND		30	
Trichloroethene	ug/kg	ND	ND		30	
Trichlorofluoromethane	ug/kg	ND	ND		30	
Vinyl acetate	ug/kg	ND	ND		30	
Vinyl chloride	ug/kg	ND	ND		30	
Xylene (Total)	ug/kg	ND	ND		30	
1,2-Dichloroethane-d4 (S)	%	111	111			
4-Bromofluorobenzene (S)	%	98	99			
Toluene-d8 (S)	%	102	101			

Results presented on this page are in the units indicated by the "Units" column except where an alternate unit is presented to the right of the result.

REPORT OF LABORATORY ANALYSIS

This report shall not be reproduced, except in full,
without the written consent of Pace Analytical Services, LLC.

Pace Analytical Services, LLC
9800 Kincey Ave. Suite 100
Huntersville, NC 28078
(704)875-9092

QUALITY CONTROL DATA

Project: CPC Huntersville/2020-L1-2448
Pace Project No.: 92546969

QC Batch: 630629
QC Batch Method: EPA 5035A/5030B
Analysis Method: EPA 8260D
Analysis Description: 8260D 5035A 5030B
Laboratory: Pace Analytical Services - Charlotte
Associated Lab Samples: 92546969002, 92546969003, 92546969008, 92546969012

METHOD BLANK: 3313351 Matrix: Solid
Associated Lab Samples: 92546969002, 92546969003, 92546969008, 92546969012

Parameter	Units	Blank Result	Reporting Limit	MDL	Analyzed	Qualifiers
1,1,1,2-Tetrachloroethane	ug/kg	ND	5.0	1.9	06/30/21 19:59	
1,1,1-Trichloroethane	ug/kg	ND	5.0	2.6	06/30/21 19:59	
1,1,2,2-Tetrachloroethane	ug/kg	ND	5.0	1.3	06/30/21 19:59	
1,1,2-Trichloroethane	ug/kg	ND	5.0	1.7	06/30/21 19:59	
1,1-Dichloroethane	ug/kg	ND	5.0	2.1	06/30/21 19:59	
1,1-Dichloroethene	ug/kg	ND	5.0	2.1	06/30/21 19:59	
1,1-Dichloropropene	ug/kg	ND	5.0	2.4	06/30/21 19:59	
1,2,3-Trichlorobenzene	ug/kg	ND	5.0	4.0	06/30/21 19:59	
1,2,3-Trichloropropane	ug/kg	ND	5.0	2.5	06/30/21 19:59	
1,2,4-Trichlorobenzene	ug/kg	ND	5.0	4.2	06/30/21 19:59	
1,2,4-Trimethylbenzene	ug/kg	ND	5.0	1.4	06/30/21 19:59	
1,2-Dibromo-3-chloropropane	ug/kg	ND	5.0	1.9	06/30/21 19:59	
1,2-Dibromoethane (EDB)	ug/kg	ND	5.0	2.2	06/30/21 19:59	
1,2-Dichlorobenzene	ug/kg	ND	5.0	1.8	06/30/21 19:59	
1,2-Dichloroethane	ug/kg	ND	5.0	3.3	06/30/21 19:59	
1,2-Dichloropropane	ug/kg	ND	5.0	1.5	06/30/21 19:59	
1,3,5-Trimethylbenzene	ug/kg	ND	5.0	1.7	06/30/21 19:59	
1,3-Dichlorobenzene	ug/kg	ND	5.0	1.6	06/30/21 19:59	
1,3-Dichloropropane	ug/kg	ND	5.0	1.6	06/30/21 19:59	
1,4-Dichlorobenzene	ug/kg	ND	5.0	1.3	06/30/21 19:59	
2,2-Dichloropropane	ug/kg	ND	5.0	1.6	06/30/21 19:59	
2-Butanone (MEK)	ug/kg	ND	100	24.0	06/30/21 19:59	
2-Chlorotoluene	ug/kg	ND	5.0	1.8	06/30/21 19:59	
2-Hexanone	ug/kg	ND	50.0	4.8	06/30/21 19:59	
4-Chlorotoluene	ug/kg	ND	5.0	0.88	06/30/21 19:59	
4-Methyl-2-pentanone (MIBK)	ug/kg	ND	50.0	4.8	06/30/21 19:59	
Acetone	ug/kg	ND	100	32.1	06/30/21 19:59	
Benzene	ug/kg	ND	5.0	2.0	06/30/21 19:59	
Bromobenzene	ug/kg	ND	5.0	1.6	06/30/21 19:59	
Bromochloromethane	ug/kg	ND	5.0	1.5	06/30/21 19:59	
Bromodichloromethane	ug/kg	ND	5.0	1.9	06/30/21 19:59	
Bromoform	ug/kg	ND	5.0	1.8	06/30/21 19:59	
Bromomethane	ug/kg	ND	10.0	7.9	06/30/21 19:59	IK,v1
Carbon tetrachloride	ug/kg	ND	5.0	1.9	06/30/21 19:59	
Chlorobenzene	ug/kg	ND	5.0	0.96	06/30/21 19:59	
Chloroethane	ug/kg	ND	10.0	3.9	06/30/21 19:59	
Chloroform	ug/kg	ND	5.0	3.0	06/30/21 19:59	
Chloromethane	ug/kg	ND	10.0	4.2	06/30/21 19:59	
cis-1,2-Dichloroethene	ug/kg	ND	5.0	1.7	06/30/21 19:59	
cis-1,3-Dichloropropene	ug/kg	ND	5.0	1.4	06/30/21 19:59	

Results presented on this page are in the units indicated by the "Units" column except where an alternate unit is presented to the right of the result.

REPORT OF LABORATORY ANALYSIS

This report shall not be reproduced, except in full,
without the written consent of Pace Analytical Services, LLC.

Pace Analytical Services, LLC
9800 Kincey Ave. Suite 100
Huntersville, NC 28078
(704)875-9092

QUALITY CONTROL DATA

Project: CPC Huntersville/2020-L1-2448
Pace Project No.: 92546969

METHOD BLANK: 3313351 Matrix: Solid
Associated Lab Samples: 92546969002, 92546969003, 92546969008, 92546969012

Parameter	Units	Blank Result	Reporting Limit	MDL	Analyzed	Qualifiers
Dibromochloromethane	ug/kg	ND	5.0	2.8	06/30/21 19:59	
Dibromomethane	ug/kg	ND	5.0	1.1	06/30/21 19:59	
Dichlorodifluoromethane	ug/kg	ND	10.0	2.2	06/30/21 19:59	
Diisopropyl ether	ug/kg	ND	5.0	1.4	06/30/21 19:59	
Ethylbenzene	ug/kg	ND	5.0	2.3	06/30/21 19:59	
Hexachloro-1,3-butadiene	ug/kg	ND	10.0	8.2	06/30/21 19:59	
Isopropylbenzene (Cumene)	ug/kg	ND	5.0	1.7	06/30/21 19:59	
m&p-Xylene	ug/kg	ND	10.0	3.4	06/30/21 19:59	
Methyl-tert-butyl ether	ug/kg	ND	5.0	1.9	06/30/21 19:59	
Methylene Chloride	ug/kg	ND	20.0	13.7	06/30/21 19:59	
n-Butylbenzene	ug/kg	ND	5.0	2.4	06/30/21 19:59	
n-Propylbenzene	ug/kg	ND	5.0	1.8	06/30/21 19:59	
Naphthalene	ug/kg	ND	5.0	2.6	06/30/21 19:59	
o-Xylene	ug/kg	ND	5.0	2.2	06/30/21 19:59	
p-Isopropyltoluene	ug/kg	ND	5.0	2.5	06/30/21 19:59	
sec-Butylbenzene	ug/kg	ND	5.0	2.2	06/30/21 19:59	
Styrene	ug/kg	ND	5.0	1.3	06/30/21 19:59	
tert-Butylbenzene	ug/kg	ND	5.0	1.8	06/30/21 19:59	
Tetrachloroethene	ug/kg	ND	5.0	1.6	06/30/21 19:59	
Toluene	ug/kg	ND	5.0	1.4	06/30/21 19:59	
trans-1,2-Dichloroethene	ug/kg	ND	5.0	1.8	06/30/21 19:59	
trans-1,3-Dichloropropene	ug/kg	ND	5.0	1.7	06/30/21 19:59	
Trichloroethene	ug/kg	ND	5.0	1.3	06/30/21 19:59	
Trichlorofluoromethane	ug/kg	ND	5.0	2.8	06/30/21 19:59	
Vinyl acetate	ug/kg	ND	50.0	3.6	06/30/21 19:59	
Vinyl chloride	ug/kg	ND	10.0	2.5	06/30/21 19:59	
Xylene (Total)	ug/kg	ND	10.0	2.8	06/30/21 19:59	
1,2-Dichloroethane-d4 (S)	%	114	70-130		06/30/21 19:59	
4-Bromofluorobenzene (S)	%	98	69-134		06/30/21 19:59	
Toluene-d8 (S)	%	101	70-130		06/30/21 19:59	

LABORATORY CONTROL SAMPLE: 3313352

Parameter	Units	Spike Conc.	LCS Result	LCS % Rec	% Rec Limits	Qualifiers
1,1,1,2-Tetrachloroethane	ug/kg	1250	1000	80	70-130	
1,1,1-Trichloroethane	ug/kg	1250	912	73	70-130	
1,1,2,2-Tetrachloroethane	ug/kg	1250	959	77	70-130	
1,1,2-Trichloroethane	ug/kg	1250	924	74	70-130	
1,1-Dichloroethane	ug/kg	1250	1030	83	70-130	
1,1-Dichloroethene	ug/kg	1250	1050	84	70-130	
1,1-Dichloropropene	ug/kg	1250	994	80	70-130	
1,2,3-Trichlorobenzene	ug/kg	1250	1040	83	65-130	
1,2,3-Trichloropropane	ug/kg	1250	1010	81	70-130	
1,2,4-Trichlorobenzene	ug/kg	1250	1040	83	68-130	

Results presented on this page are in the units indicated by the "Units" column except where an alternate unit is presented to the right of the result.

REPORT OF LABORATORY ANALYSIS

This report shall not be reproduced, except in full,
without the written consent of Pace Analytical Services, LLC.

Pace Analytical Services, LLC
9800 Kincey Ave. Suite 100
Huntersville, NC 28078
(704)875-9092

QUALITY CONTROL DATA

Project: CPC Huntersville/2020-L1-2448
Pace Project No.: 92546969

LABORATORY CONTROL SAMPLE: 3313352

Parameter	Units	Spike Conc.	LCS Result	LCS % Rec	% Rec Limits	Qualifiers
1,2,4-Trimethylbenzene	ug/kg	1250	1030	82	70-130	
1,2-Dibromo-3-chloropropane	ug/kg	1250	952	76	70-130	
1,2-Dibromoethane (EDB)	ug/kg	1250	1010	81	70-130	
1,2-Dichlorobenzene	ug/kg	1250	996	80	70-130	
1,2-Dichloroethane	ug/kg	1250	968	77	63-130	
1,2-Dichloropropane	ug/kg	1250	1020	81	70-130	
1,3,5-Trimethylbenzene	ug/kg	1250	1020	82	70-130	
1,3-Dichlorobenzene	ug/kg	1250	1010	81	70-130	
1,3-Dichloropropane	ug/kg	1250	1040	83	70-130	
1,4-Dichlorobenzene	ug/kg	1250	1010	81	70-130	
2,2-Dichloropropane	ug/kg	1250	934	75	66-130	
2-Butanone (MEK)	ug/kg	2500	2050	82	70-130	
2-Chlorotoluene	ug/kg	1250	1070	86	70-130	
2-Hexanone	ug/kg	2500	2130	85	70-130	
4-Chlorotoluene	ug/kg	1250	998	80	70-130	
4-Methyl-2-pentanone (MIBK)	ug/kg	2500	2030	81	70-130	
Acetone	ug/kg	2500	2180	87	69-130	
Benzene	ug/kg	1250	994	80	70-130	
Bromobenzene	ug/kg	1250	1060	85	70-130	
Bromochloromethane	ug/kg	1250	1020	82	70-130	
Bromodichloromethane	ug/kg	1250	901	72	69-130	
Bromoform	ug/kg	1250	947	76	70-130	
Bromomethane	ug/kg	1250	1350	108	52-130	IK,v1
Carbon tetrachloride	ug/kg	1250	993	79	70-130	
Chlorobenzene	ug/kg	1250	1030	82	70-130	
Chloroethane	ug/kg	1250	1110	89	65-130	
Chloroform	ug/kg	1250	1080	86	70-130	
Chloromethane	ug/kg	1250	969	77	55-130	
cis-1,2-Dichloroethene	ug/kg	1250	1010	81	70-130	
cis-1,3-Dichloropropene	ug/kg	1250	998	80	70-130	
Dibromochloromethane	ug/kg	1250	989	79	70-130	
Dibromomethane	ug/kg	1250	1000	80	70-130	
Dichlorodifluoromethane	ug/kg	1250	1040	83	45-156	
Diisopropyl ether	ug/kg	1250	938	75	70-130	
Ethylbenzene	ug/kg	1250	1130	90	70-130	
Hexachloro-1,3-butadiene	ug/kg	1250	1080	87	66-130	
Isopropylbenzene (Cumene)	ug/kg	1250	1050	84	70-130	
m&p-Xylene	ug/kg	2500	2080	83	70-130	
Methyl-tert-butyl ether	ug/kg	1250	940	75	70-130	
Methylene Chloride	ug/kg	1250	1100	88	65-130	
n-Butylbenzene	ug/kg	1250	1090	87	67-130	
n-Propylbenzene	ug/kg	1250	1060	85	70-130	
Naphthalene	ug/kg	1250	993	79	70-130	
o-Xylene	ug/kg	1250	1030	83	70-130	
p-Isopropyltoluene	ug/kg	1250	1040	83	67-130	
sec-Butylbenzene	ug/kg	1250	1050	84	69-130	
Styrene	ug/kg	1250	1040	83	70-130	

Results presented on this page are in the units indicated by the "Units" column except where an alternate unit is presented to the right of the result.

REPORT OF LABORATORY ANALYSIS

This report shall not be reproduced, except in full,
without the written consent of Pace Analytical Services, LLC.

Pace Analytical Services, LLC
9800 Kincey Ave. Suite 100
Huntersville, NC 28078
(704)875-9092

QUALITY CONTROL DATA

Project: CPC Huntersville/2020-L1-2448
Pace Project No.: 92546969

LABORATORY CONTROL SAMPLE: 3313352

Parameter	Units	Spike Conc.	LCS Result	LCS % Rec	% Rec Limits	Qualifiers
tert-Butylbenzene	ug/kg	1250	982	79	67-130	
Tetrachloroethene	ug/kg	1250	957	77	70-130	
Toluene	ug/kg	1250	967	77	70-130	
trans-1,2-Dichloroethene	ug/kg	1250	1030	83	70-130	
trans-1,3-Dichloropropene	ug/kg	1250	1000	80	68-130	
Trichloroethene	ug/kg	1250	1000	80	70-130	
Trichlorofluoromethane	ug/kg	1250	984	79	70-130	
Vinyl acetate	ug/kg	2500	2200	88	70-130	
Vinyl chloride	ug/kg	1250	1030	82	61-130	
Xylene (Total)	ug/kg	3750	3110	83	70-130	
1,2-Dichloroethane-d4 (S)	%			101	70-130	
4-Bromofluorobenzene (S)	%			97	69-134	
Toluene-d8 (S)	%			101	70-130	

MATRIX SPIKE & MATRIX SPIKE DUPLICATE: 3313353 3313354

Parameter	Units	92546589011 Result	MS Spike Conc.	MSD Spike Conc.	MS Result	MSD Result	MS % Rec	MSD % Rec	% Rec Limits	RPD	Max RPD	Qual
1,1,1,2-Tetrachloroethane	ug/kg	ND	5840	5840	5950	6230	102	107	70-131	5	30	
1,1,1-Trichloroethane	ug/kg	ND	5840	5840	5560	5750	95	99	65-133	3	30	
1,1,2,2-Tetrachloroethane	ug/kg	ND	5840	5840	5660	5860	97	101	66-130	4	30	
1,1,2-Trichloroethane	ug/kg	ND	5840	5840	5610	5900	96	101	66-133	5	30	
1,1-Dichloroethane	ug/kg	ND	5840	5840	6080	6270	104	108	65-130	3	30	
1,1-Dichloroethene	ug/kg	ND	5840	5840	6360	6650	109	114	10-158	4	30	
1,1-Dichloropropene	ug/kg	ND	5840	5840	6020	6260	103	107	68-133	4	30	
1,2,3-Trichlorobenzene	ug/kg	ND	5840	5840	5750	6250	99	107	27-138	8	30	
1,2,3-Trichloropropane	ug/kg	ND	5840	5840	5710	5920	98	102	67-130	4	30	
1,2,4-Trichlorobenzene	ug/kg	ND	5840	5840	5780	6190	99	106	51-134	7	30	
1,2,4-Trimethylbenzene	ug/kg	31800	5840	5840	36700	38800	84	120	63-136	5	30	
1,2-Dibromo-3-chloropropane	ug/kg	ND	5840	5840	5630	5700	97	98	32-130	1	30	
1,2-Dibromoethane (EDB)	ug/kg	ND	5840	5840	5960	6260	102	107	70-130	5	30	
1,2-Dichlorobenzene	ug/kg	ND	5840	5840	5790	6130	99	105	69-130	6	30	
1,2-Dichloroethane	ug/kg	ND	5840	5840	5620	5890	96	101	59-130	5	30	
1,2-Dichloropropane	ug/kg	ND	5840	5840	5990	6250	103	107	70-130	4	30	
1,3,5-Trimethylbenzene	ug/kg	9040	5840	5840	14900	15500	101	112	65-137	4	30	
1,3-Dichlorobenzene	ug/kg	ND	5840	5840	5830	6090	100	105	70-130	4	30	
1,3-Dichloropropane	ug/kg	ND	5840	5840	6120	6380	105	109	70-130	4	30	
1,4-Dichlorobenzene	ug/kg	ND	5840	5840	5740	6040	98	104	68-130	5	30	
2,2-Dichloropropane	ug/kg	ND	5840	5840	4660	4880	80	84	32-130	5	30	
2-Butanone (MEK)	ug/kg	ND	11700	11700	12200	12700	105	109	10-136	4	30	
2-Chlorotoluene	ug/kg	ND	5840	5840	7030	7390	121	127	69-141	5	30	
2-Hexanone	ug/kg	ND	11700	11700	12200	12800	105	110	10-144	5	30	
4-Chlorotoluene	ug/kg	ND	5840	5840	5780	6120	99	105	70-132	6	30	
4-Methyl-2-pentanone (MIBK)	ug/kg	1070	11700	11700	12400	12900	97	101	25-143	4	30	

Results presented on this page are in the units indicated by the "Units" column except where an alternate unit is presented to the right of the result.

REPORT OF LABORATORY ANALYSIS

This report shall not be reproduced, except in full,
without the written consent of Pace Analytical Services, LLC.

Pace Analytical Services, LLC
9800 Kincey Ave. Suite 100
Huntersville, NC 28078
(704)875-9092

QUALITY CONTROL DATA

Project: CPC Huntersville/2020-L1-2448
Pace Project No.: 92546969

MATRIX SPIKE & MATRIX SPIKE DUPLICATE: 3313353 3313354

Parameter	Units	92546589011 Result	MS Spike Conc.	MSD Spike Conc.	MS Result	MSD Result	MS % Rec	MSD % Rec	% Rec Limits	RPD	Max RPD	Qual
Acetone	ug/kg	1520	11700	11700	13800	14100	105	108	10-130	3	30	
Benzene	ug/kg	2200	5840	5840	8050	8210	100	103	67-130	2	30	
Bromobenzene	ug/kg	ND	5840	5840	6070	6340	104	109	70-130	4	30	
Bromochloromethane	ug/kg	ND	5840	5840	5900	6150	101	105	69-134	4	30	
Bromodichloromethane	ug/kg	ND	5840	5840	5270	5350	90	92	64-130	1	30	
Bromoform	ug/kg	ND	5840	5840	5330	5610	91	96	62-130	5	30	
Bromomethane	ug/kg	ND	5840	5840	6140	5750	105	99	20-176	7	30	IK,v1
Carbon tetrachloride	ug/kg	ND	5840	5840	5990	6130	103	105	65-140	2	30	
Chlorobenzene	ug/kg	ND	5840	5840	6230	6480	107	111	70-130	4	30	
Chloroethane	ug/kg	ND	5840	5840	7550	7740	129	133	10-130	3	30	M1
Chloroform	ug/kg	ND	5840	5840	6280	6520	108	112	63-130	4	30	
Chloromethane	ug/kg	ND	5840	5840	5940	6110	102	105	58-130	3	30	
cis-1,2-Dichloroethene	ug/kg	ND	5840	5840	5890	6090	101	104	66-130	3	30	
cis-1,3-Dichloropropene	ug/kg	ND	5840	5840	5550	5740	95	98	67-130	3	30	
Dibromochloromethane	ug/kg	ND	5840	5840	5690	5920	98	102	67-130	4	30	
Dibromomethane	ug/kg	ND	5840	5840	5730	5960	98	102	63-131	4	30	
Dichlorodifluoromethane	ug/kg	ND	5840	5840	6340	6610	109	113	44-180	4	30	
Diisopropyl ether	ug/kg	116	5840	5840	5500	5720	92	96	63-130	4	30	
Ethylbenzene	ug/kg	14700	5840	5840	21000	21800	109	122	66-130	4	30	
Hexachloro-1,3-butadiene	ug/kg	ND	5840	5840	6560	7250	113	124	64-150	10	30	
Isopropylbenzene (Cumene)	ug/kg	ND	5840	5840	7680	8020	132	138	69-135	4	30	M1
m&p-Xylene	ug/kg	53700	11700	11700	64700	66500	94	110	60-133	3	30	
Methyl-tert-butyl ether	ug/kg	ND	5840	5840	5390	5580	92	96	65-130	4	30	
Methylene Chloride	ug/kg	898	5840	5840	7120	7440	107	112	61-130	4	30	
n-Butylbenzene	ug/kg	ND	5840	5840	8120	8610	139	148	65-140	6	30	M1
n-Propylbenzene	ug/kg	ND	5840	5840	11600	12200	198	209	67-140	5	30	M1
Naphthalene	ug/kg	4210	5840	5840	9810	10500	96	107	15-145	6	30	
o-Xylene	ug/kg	22400	5840	5840	28000	29000	96	113	66-133	4	30	
p-Isopropyltoluene	ug/kg	ND	5840	5840	7420	7900	127	135	56-147	6	30	
sec-Butylbenzene	ug/kg	ND	5840	5840	6400	6830	110	117	65-139	7	30	
Styrene	ug/kg	ND	5840	5840	6660	6920	114	119	70-132	4	30	
tert-Butylbenzene	ug/kg	ND	5840	5840	6100	6590	105	113	62-135	8	30	
Tetrachloroethene	ug/kg	ND	5840	5840	5780	6010	99	103	70-135	4	30	
Toluene	ug/kg	33200	5840	5840	39000	40000	100	117	67-130	2	30	
trans-1,2-Dichloroethene	ug/kg	ND	5840	5840	6160	6390	106	110	69-130	4	30	
trans-1,3-Dichloropropene	ug/kg	ND	5840	5840	5330	5610	91	96	62-130	5	30	
Trichloroethene	ug/kg	ND	5840	5840	6040	6210	104	107	70-135	3	30	
Trichlorofluoromethane	ug/kg	ND	5840	5840	6430	6660	110	114	10-130	4	30	
Vinyl acetate	ug/kg	ND	11700	11700	11600	12100	100	104	53-130	4	30	
Vinyl chloride	ug/kg	ND	5840	5840	6310	6520	108	112	61-148	3	30	
Xylene (Total)	ug/kg	76200	17500	17500	92700	95500	94	111	63-132	3	30	
1,2-Dichloroethane-d4 (S)	%						106	106	70-130			
4-Bromofluorobenzene (S)	%						99	98	69-134			
Toluene-d8 (S)	%						100	99	70-130			

Results presented on this page are in the units indicated by the "Units" column except where an alternate unit is presented to the right of the result.

REPORT OF LABORATORY ANALYSIS

This report shall not be reproduced, except in full,
without the written consent of Pace Analytical Services, LLC.

Pace Analytical Services, LLC
9800 Kincey Ave. Suite 100
Huntersville, NC 28078
(704)875-9092

QUALITY CONTROL DATA

Project: CPC Huntersville/2020-L1-2448
Pace Project No.: 92546969

QC Batch: 631017 | Analysis Method: EPA 8260D
QC Batch Method: EPA 5035A/5030B | Analysis Description: 8260D 5035A 5030B
Laboratory: Pace Analytical Services - Charlotte
Associated Lab Samples: 92546969004, 92546969005, 92546969006, 92546969009

METHOD BLANK: 3315257 Matrix: Solid
Associated Lab Samples: 92546969004, 92546969005, 92546969006, 92546969009

Parameter	Units	Blank Result	Reporting Limit	MDL	Analyzed	Qualifiers
1,1,1,2-Tetrachloroethane	ug/kg	ND	5.0	1.9	07/02/21 13:02	
1,1,1-Trichloroethane	ug/kg	ND	5.0	2.6	07/02/21 13:02	
1,1,2,2-Tetrachloroethane	ug/kg	ND	5.0	1.3	07/02/21 13:02	
1,1,2-Trichloroethane	ug/kg	ND	5.0	1.7	07/02/21 13:02	
1,1-Dichloroethane	ug/kg	ND	5.0	2.1	07/02/21 13:02	
1,1-Dichloroethene	ug/kg	ND	5.0	2.1	07/02/21 13:02	
1,1-Dichloropropene	ug/kg	ND	5.0	2.4	07/02/21 13:02	
1,2,3-Trichlorobenzene	ug/kg	ND	5.0	4.0	07/02/21 13:02	
1,2,3-Trichloropropane	ug/kg	ND	5.0	2.5	07/02/21 13:02	
1,2,4-Trichlorobenzene	ug/kg	ND	5.0	4.2	07/02/21 13:02	
1,2,4-Trimethylbenzene	ug/kg	ND	5.0	1.4	07/02/21 13:02	
1,2-Dibromo-3-chloropropane	ug/kg	ND	5.0	1.9	07/02/21 13:02	
1,2-Dibromoethane (EDB)	ug/kg	ND	5.0	2.2	07/02/21 13:02	
1,2-Dichlorobenzene	ug/kg	ND	5.0	1.8	07/02/21 13:02	
1,2-Dichloroethane	ug/kg	ND	5.0	3.3	07/02/21 13:02	
1,2-Dichloropropane	ug/kg	ND	5.0	1.5	07/02/21 13:02	
1,3,5-Trimethylbenzene	ug/kg	ND	5.0	1.7	07/02/21 13:02	
1,3-Dichlorobenzene	ug/kg	ND	5.0	1.6	07/02/21 13:02	
1,3-Dichloropropane	ug/kg	ND	5.0	1.6	07/02/21 13:02	
1,4-Dichlorobenzene	ug/kg	ND	5.0	1.3	07/02/21 13:02	
2,2-Dichloropropane	ug/kg	ND	5.0	1.6	07/02/21 13:02	
2-Butanone (MEK)	ug/kg	ND	100	24.0	07/02/21 13:02	
2-Chlorotoluene	ug/kg	ND	5.0	1.8	07/02/21 13:02	
2-Hexanone	ug/kg	ND	50.0	4.8	07/02/21 13:02	
4-Chlorotoluene	ug/kg	ND	5.0	0.88	07/02/21 13:02	
4-Methyl-2-pentanone (MIBK)	ug/kg	ND	50.0	4.8	07/02/21 13:02	
Acetone	ug/kg	123	100	32.1	07/02/21 13:02	
Benzene	ug/kg	ND	5.0	2.0	07/02/21 13:02	
Bromobenzene	ug/kg	ND	5.0	1.6	07/02/21 13:02	
Bromochloromethane	ug/kg	ND	5.0	1.5	07/02/21 13:02	
Bromodichloromethane	ug/kg	ND	5.0	1.9	07/02/21 13:02	
Bromoform	ug/kg	ND	5.0	1.8	07/02/21 13:02	
Bromomethane	ug/kg	ND	10.0	7.9	07/02/21 13:02	IK
Carbon tetrachloride	ug/kg	ND	5.0	1.9	07/02/21 13:02	
Chlorobenzene	ug/kg	ND	5.0	0.96	07/02/21 13:02	
Chloroethane	ug/kg	ND	10.0	3.9	07/02/21 13:02	
Chloroform	ug/kg	ND	5.0	3.0	07/02/21 13:02	
Chloromethane	ug/kg	ND	10.0	4.2	07/02/21 13:02	
cis-1,2-Dichloroethene	ug/kg	ND	5.0	1.7	07/02/21 13:02	
cis-1,3-Dichloropropene	ug/kg	ND	5.0	1.4	07/02/21 13:02	

Results presented on this page are in the units indicated by the "Units" column except where an alternate unit is presented to the right of the result.

REPORT OF LABORATORY ANALYSIS

This report shall not be reproduced, except in full,
without the written consent of Pace Analytical Services, LLC.

Pace Analytical Services, LLC
9800 Kincey Ave. Suite 100
Huntersville, NC 28078
(704)875-9092

QUALITY CONTROL DATA

Project: CPC Huntersville/2020-L1-2448
Pace Project No.: 92546969

METHOD BLANK: 3315257 Matrix: Solid
Associated Lab Samples: 92546969004, 92546969005, 92546969006, 92546969009

Parameter	Units	Blank Result	Reporting Limit	MDL	Analyzed	Qualifiers
Dibromochloromethane	ug/kg	ND	5.0	2.8	07/02/21 13:02	
Dibromomethane	ug/kg	ND	5.0	1.1	07/02/21 13:02	
Dichlorodifluoromethane	ug/kg	ND	10.0	2.2	07/02/21 13:02	
Diisopropyl ether	ug/kg	ND	5.0	1.4	07/02/21 13:02	
Ethylbenzene	ug/kg	ND	5.0	2.3	07/02/21 13:02	
Hexachloro-1,3-butadiene	ug/kg	ND	10.0	8.2	07/02/21 13:02	
Isopropylbenzene (Cumene)	ug/kg	ND	5.0	1.7	07/02/21 13:02	
m&p-Xylene	ug/kg	ND	10.0	3.4	07/02/21 13:02	
Methyl-tert-butyl ether	ug/kg	ND	5.0	1.9	07/02/21 13:02	
Methylene Chloride	ug/kg	ND	20.0	13.7	07/02/21 13:02	
n-Butylbenzene	ug/kg	ND	5.0	2.4	07/02/21 13:02	
n-Propylbenzene	ug/kg	ND	5.0	1.8	07/02/21 13:02	
Naphthalene	ug/kg	ND	5.0	2.6	07/02/21 13:02	
o-Xylene	ug/kg	ND	5.0	2.2	07/02/21 13:02	
p-Isopropyltoluene	ug/kg	ND	5.0	2.5	07/02/21 13:02	
sec-Butylbenzene	ug/kg	ND	5.0	2.2	07/02/21 13:02	
Styrene	ug/kg	ND	5.0	1.3	07/02/21 13:02	
tert-Butylbenzene	ug/kg	ND	5.0	1.8	07/02/21 13:02	
Tetrachloroethene	ug/kg	ND	5.0	1.6	07/02/21 13:02	
Toluene	ug/kg	ND	5.0	1.4	07/02/21 13:02	
trans-1,2-Dichloroethene	ug/kg	ND	5.0	1.8	07/02/21 13:02	
trans-1,3-Dichloropropene	ug/kg	ND	5.0	1.7	07/02/21 13:02	
Trichloroethene	ug/kg	ND	5.0	1.3	07/02/21 13:02	
Trichlorofluoromethane	ug/kg	ND	5.0	2.8	07/02/21 13:02	
Vinyl acetate	ug/kg	ND	50.0	3.6	07/02/21 13:02	
Vinyl chloride	ug/kg	ND	10.0	2.5	07/02/21 13:02	
Xylene (Total)	ug/kg	ND	10.0	2.8	07/02/21 13:02	
1,2-Dichloroethane-d4 (S)	%	114	70-130		07/02/21 13:02	
4-Bromofluorobenzene (S)	%	99	69-134		07/02/21 13:02	
Toluene-d8 (S)	%	101	70-130		07/02/21 13:02	

LABORATORY CONTROL SAMPLE: 3315258

Parameter	Units	Spike Conc.	LCS Result	LCS % Rec	% Rec Limits	Qualifiers
1,1,1,2-Tetrachloroethane	ug/kg	1250	1140	91	70-130	
1,1,1-Trichloroethane	ug/kg	1250	1030	83	70-130	
1,1,2,2-Tetrachloroethane	ug/kg	1250	1050	84	70-130	
1,1,2-Trichloroethane	ug/kg	1250	1030	82	70-130	
1,1-Dichloroethane	ug/kg	1250	1160	93	70-130	
1,1-Dichloroethene	ug/kg	1250	1190	96	70-130	
1,1-Dichloropropene	ug/kg	1250	1130	91	70-130	
1,2,3-Trichlorobenzene	ug/kg	1250	1150	92	65-130	
1,2,3-Trichloropropane	ug/kg	1250	1120	89	70-130	
1,2,4-Trichlorobenzene	ug/kg	1250	1160	93	68-130	

Results presented on this page are in the units indicated by the "Units" column except where an alternate unit is presented to the right of the result.

REPORT OF LABORATORY ANALYSIS

This report shall not be reproduced, except in full,
without the written consent of Pace Analytical Services, LLC.

Pace Analytical Services, LLC
9800 Kincey Ave. Suite 100
Huntersville, NC 28078
(704)875-9092

QUALITY CONTROL DATA

Project: CPC Huntersville/2020-L1-2448
Pace Project No.: 92546969

LABORATORY CONTROL SAMPLE: 3315258

Parameter	Units	Spike Conc.	LCS Result	LCS % Rec	% Rec Limits	Qualifiers
1,2,4-Trimethylbenzene	ug/kg	1250	1140	91	70-130	
1,2-Dibromo-3-chloropropane	ug/kg	1250	1040	83	70-130	
1,2-Dibromoethane (EDB)	ug/kg	1250	1140	91	70-130	
1,2-Dichlorobenzene	ug/kg	1250	1100	88	70-130	
1,2-Dichloroethane	ug/kg	1250	1080	86	63-130	
1,2-Dichloropropane	ug/kg	1250	1130	90	70-130	
1,3,5-Trimethylbenzene	ug/kg	1250	1140	91	70-130	
1,3-Dichlorobenzene	ug/kg	1250	1120	89	70-130	
1,3-Dichloropropane	ug/kg	1250	1150	92	70-130	
1,4-Dichlorobenzene	ug/kg	1250	1100	88	70-130	
2,2-Dichloropropane	ug/kg	1250	1070	86	66-130	
2-Butanone (MEK)	ug/kg	2500	2190	88	70-130	
2-Chlorotoluene	ug/kg	1250	1190	95	70-130	
2-Hexanone	ug/kg	2500	2250	90	70-130	
4-Chlorotoluene	ug/kg	1250	1100	88	70-130	
4-Methyl-2-pentanone (MIBK)	ug/kg	2500	2200	88	70-130	
Acetone	ug/kg	2500	2260	90	69-130	
Benzene	ug/kg	1250	1120	90	70-130	
Bromobenzene	ug/kg	1250	1170	93	70-130	
Bromochloromethane	ug/kg	1250	1140	92	70-130	
Bromodichloromethane	ug/kg	1250	1010	81	69-130	
Bromoform	ug/kg	1250	1080	87	70-130	
Bromomethane	ug/kg	1250	1340	107	52-130	IK
Carbon tetrachloride	ug/kg	1250	1160	92	70-130	
Chlorobenzene	ug/kg	1250	1160	93	70-130	
Chloroethane	ug/kg	1250	1260	101	65-130	
Chloroform	ug/kg	1250	1210	97	70-130	
Chloromethane	ug/kg	1250	1090	87	55-130	
cis-1,2-Dichloroethene	ug/kg	1250	1130	90	70-130	
cis-1,3-Dichloropropene	ug/kg	1250	1120	90	70-130	
Dibromochloromethane	ug/kg	1250	1120	90	70-130	
Dibromomethane	ug/kg	1250	1130	91	70-130	
Dichlorodifluoromethane	ug/kg	1250	1160	93	45-156	
Diisopropyl ether	ug/kg	1250	1050	84	70-130	
Ethylbenzene	ug/kg	1250	1280	102	70-130	
Hexachloro-1,3-butadiene	ug/kg	1250	1210	96	66-130	
Isopropylbenzene (Cumene)	ug/kg	1250	1200	96	70-130	
m&p-Xylene	ug/kg	2500	2340	94	70-130	
Methyl-tert-butyl ether	ug/kg	1250	1050	84	70-130	
Methylene Chloride	ug/kg	1250	1220	97	65-130	
n-Butylbenzene	ug/kg	1250	1230	98	67-130	
n-Propylbenzene	ug/kg	1250	1210	97	70-130	
Naphthalene	ug/kg	1250	1070	85	70-130	
o-Xylene	ug/kg	1250	1170	93	70-130	
p-Isopropyltoluene	ug/kg	1250	1170	93	67-130	
sec-Butylbenzene	ug/kg	1250	1170	93	69-130	
Styrene	ug/kg	1250	1150	92	70-130	

Results presented on this page are in the units indicated by the "Units" column except where an alternate unit is presented to the right of the result.

REPORT OF LABORATORY ANALYSIS

This report shall not be reproduced, except in full,
without the written consent of Pace Analytical Services, LLC.

Pace Analytical Services, LLC
9800 Kincey Ave. Suite 100
Huntersville, NC 28078
(704)875-9092

QUALITY CONTROL DATA

Project: CPC Huntersville/2020-L1-2448
Pace Project No.: 92546969

LABORATORY CONTROL SAMPLE: 3315258

Parameter	Units	Spike Conc.	LCS Result	LCS % Rec	% Rec Limits	Qualifiers
tert-Butylbenzene	ug/kg	1250	1180	95	67-130	
Tetrachloroethene	ug/kg	1250	1150	92	70-130	
Toluene	ug/kg	1250	1090	87	70-130	
trans-1,2-Dichloroethene	ug/kg	1250	1180	94	70-130	
trans-1,3-Dichloropropene	ug/kg	1250	1110	88	68-130	
Trichloroethene	ug/kg	1250	1140	92	70-130	
Trichlorofluoromethane	ug/kg	1250	1120	90	70-130	
Vinyl acetate	ug/kg	2500	2410	96	70-130	
Vinyl chloride	ug/kg	1250	1170	94	61-130	
Xylene (Total)	ug/kg	3750	3510	94	70-130	
1,2-Dichloroethane-d4 (S)	%			98	70-130	
4-Bromofluorobenzene (S)	%			97	69-134	
Toluene-d8 (S)	%			101	70-130	

MATRIX SPIKE & MATRIX SPIKE DUPLICATE: 3315259 3315260

Parameter	Units	92546969009 Result	MS Spike Conc.	MSD Spike Conc.	MS Result	MSD Result	MS % Rec	MSD % Rec	% Rec Limits	RPD	Max RPD	Qual
1,1,1,2-Tetrachloroethane	ug/kg	ND	89300	89300	86400	81800	97	92	70-131	6	30	
1,1,1-Trichloroethane	ug/kg	ND	89300	89300	81400	80100	91	90	65-133	2	30	
1,1,2,2-Tetrachloroethane	ug/kg	ND	89300	89300	80000	77100	90	86	66-130	4	30	
1,1,2-Trichloroethane	ug/kg	ND	89300	89300	77800	76300	87	85	66-133	2	30	
1,1-Dichloroethane	ug/kg	ND	89300	89300	90000	88500	101	99	65-130	2	30	
1,1-Dichloroethene	ug/kg	ND	89300	89300	93900	94200	105	106	10-158	0	30	
1,1-Dichloropropene	ug/kg	ND	89300	89300	88700	87200	99	98	68-133	2	30	
1,2,3-Trichlorobenzene	ug/kg	ND	89300	89300	78600	80900	88	91	27-138	3	30	
1,2,3-Trichloropropane	ug/kg	ND	89300	89300	79400	76500	89	86	67-130	4	30	
1,2,4-Trichlorobenzene	ug/kg	ND	89300	89300	79700	82000	89	92	51-134	3	30	
1,2,4-Trimethylbenzene	ug/kg	183000	89300	89300	264000	318000	90	151	63-136	19	30	M1
1,2-Dibromo-3-chloropropane	ug/kg	ND	89300	89300	74300	74100	83	83	32-130	0	30	
1,2-Dibromoethane (EDB)	ug/kg	ND	89300	89300	85200	82600	95	93	70-130	3	30	
1,2-Dichlorobenzene	ug/kg	ND	89300	89300	81200	81000	91	91	69-130	0	30	
1,2-Dichloroethane	ug/kg	ND	89300	89300	82300	80900	92	91	59-130	2	30	
1,2-Dichloropropane	ug/kg	ND	89300	89300	87900	84900	98	95	70-130	3	30	
1,3,5-Trimethylbenzene	ug/kg	52600	89300	89300	137000	152000	94	111	65-137	10	30	
1,3-Dichlorobenzene	ug/kg	ND	89300	89300	81400	81500	91	91	70-130	0	30	
1,3-Dichloropropane	ug/kg	ND	89300	89300	87400	84800	98	95	70-130	3	30	
1,4-Dichlorobenzene	ug/kg	ND	89300	89300	81400	81300	91	91	68-130	0	30	
2,2-Dichloropropane	ug/kg	ND	89300	89300	55800	56500	62	63	32-130	1	30	
2-Butanone (MEK)	ug/kg	ND	179000	179000	171000	178000	96	100	10-136	4	30	
2-Chlorotoluene	ug/kg	ND	89300	89300	93500	93500	105	105	69-141	0	30	
2-Hexanone	ug/kg	ND	179000	179000	167000	166000	94	93	10-144	1	30	
4-Chlorotoluene	ug/kg	ND	89300	89300	83300	78700	93	88	70-132	6	30	
4-Methyl-2-pentanone (MIBK)	ug/kg	ND	179000	179000	165000	163000	92	91	25-143	1	30	

Results presented on this page are in the units indicated by the "Units" column except where an alternate unit is presented to the right of the result.

REPORT OF LABORATORY ANALYSIS

This report shall not be reproduced, except in full,
without the written consent of Pace Analytical Services, LLC.

Pace Analytical Services, LLC
9800 Kincey Ave. Suite 100
Huntersville, NC 28078
(704)875-9092

QUALITY CONTROL DATA

Project: CPC Huntersville/2020-L1-2448
Pace Project No.: 92546969

MATRIX SPIKE & MATRIX SPIKE DUPLICATE: 3315259 3315260

Parameter	Units	92546969009 Result	MS Spike Conc.	MSD Spike Conc.	MS Result	MSD Result	MS % Rec	MSD % Rec	% Rec Limits	RPD	Max RPD	Qual
Acetone	ug/kg	ND	179000	179000	186000	189000	104	106	10-130	2	30	
Benzene	ug/kg	51500	89300	89300	137000	147000	95	107	67-130	7	30	
Bromobenzene	ug/kg	ND	89300	89300	85100	84500	95	95	70-130	1	30	
Bromochloromethane	ug/kg	ND	89300	89300	87400	85500	98	96	69-134	2	30	
Bromodichloromethane	ug/kg	ND	89300	89300	74600	74400	84	83	64-130	0	30	
Bromoform	ug/kg	ND	89300	89300	74100	72700	83	81	62-130	2	30	
Bromomethane	ug/kg	ND	89300	89300	129000	116000	144	130	20-176	10	30	IK
Carbon tetrachloride	ug/kg	ND	89300	89300	87400	84900	98	95	65-140	3	30	
Chlorobenzene	ug/kg	ND	89300	89300	89000	86300	100	97	70-130	3	30	
Chloroethane	ug/kg	ND	89300	89300	99700	97800	112	110	10-130	2	30	
Chloroform	ug/kg	ND	89300	89300	92200	90200	103	101	63-130	2	30	
Chloromethane	ug/kg	ND	89300	89300	90000	87900	101	98	58-130	2	30	
cis-1,2-Dichloroethene	ug/kg	ND	89300	89300	86600	85400	97	96	66-130	1	30	
cis-1,3-Dichloropropene	ug/kg	ND	89300	89300	77600	74400	87	83	67-130	4	30	
Dibromochloromethane	ug/kg	ND	89300	89300	80000	78200	90	87	67-130	2	30	
Dibromomethane	ug/kg	ND	89300	89300	82700	80000	93	90	63-131	3	30	
Dichlorodifluoromethane	ug/kg	ND	89300	89300	94900	94200	106	105	44-180	1	30	
Diisopropyl ether	ug/kg	ND	89300	89300	81100	80500	91	90	63-130	1	30	
Ethylbenzene	ug/kg	115000	89300	89300	212000	236000	108	136	66-130	11	30	M1
Hexachloro-1,3-butadiene	ug/kg	ND	89300	89300	83000	88200	93	99	64-150	6	30	
Isopropylbenzene (Cumene)	ug/kg	9030	89300	89300	99400	99100	101	101	69-135	0	30	
m&p-Xylene	ug/kg	406000	179000	179000	573000	667000	93	146	60-133	15	30	M1
Methyl-tert-butyl ether	ug/kg	ND	89300	89300	79100	77900	89	87	65-130	2	30	
Methylene Chloride	ug/kg	ND	89300	89300	99700	96800	112	108	61-130	3	30	
n-Butylbenzene	ug/kg	ND	89300	89300	110000	103000	123	115	65-140	7	30	
n-Propylbenzene	ug/kg	33300	89300	89300	121000	131000	99	109	67-140	7	30	
Naphthalene	ug/kg	23800	89300	89300	102000	108000	87	95	15-145	7	30	
o-Xylene	ug/kg	158000	89300	89300	247000	280000	100	137	66-133	13	30	M1
p-Isopropyltoluene	ug/kg	7760	89300	89300	91100	95400	93	98	56-147	5	30	
sec-Butylbenzene	ug/kg	ND	89300	89300	89500	90000	100	101	65-139	1	30	
Styrene	ug/kg	ND	89300	89300	90800	88600	102	99	70-132	2	30	
tert-Butylbenzene	ug/kg	ND	89300	89300	83300	83400	93	93	62-135	0	30	
Tetrachloroethene	ug/kg	ND	89300	89300	82800	81200	93	91	70-135	2	30	
Toluene	ug/kg	433000	89300	89300	508000	615000	84	204	67-130	19	30	M1
trans-1,2-Dichloroethene	ug/kg	ND	89300	89300	90600	89400	101	100	69-130	1	30	
trans-1,3-Dichloropropene	ug/kg	ND	89300	89300	75400	73100	84	82	62-130	3	30	
Trichloroethene	ug/kg	ND	89300	89300	87500	85500	98	96	70-135	2	30	
Trichlorofluoromethane	ug/kg	ND	89300	89300	90400	90300	101	101	10-130	0	30	
Vinyl acetate	ug/kg	ND	179000	179000	168000	167000	94	94	53-130	1	30	
Vinyl chloride	ug/kg	ND	89300	89300	95200	93300	107	104	61-148	2	30	
Xylene (Total)	ug/kg	564000	268000	268000	820000	948000	96	143	63-132	14	30	MS
1,2-Dichloroethane-d4 (S)	%						105	112	70-130			
4-Bromofluorobenzene (S)	%						101	97	69-134			
Toluene-d8 (S)	%						101	100	70-130			

Results presented on this page are in the units indicated by the "Units" column except where an alternate unit is presented to the right of the result.

REPORT OF LABORATORY ANALYSIS

This report shall not be reproduced, except in full,
without the written consent of Pace Analytical Services, LLC.

Pace Analytical Services, LLC
9800 Kincey Ave. Suite 100
Huntersville, NC 28078
(704)875-9092

QUALITY CONTROL DATA

Project: CPC Huntersville/2020-L1-2448
Pace Project No.: 92546969

QC Batch: 630434
QC Batch Method: SW-846
Analysis Method: SW-846
Analysis Description: Dry Weight/Percent Moisture
Laboratory: Pace Analytical Services - Charlotte
Associated Lab Samples: 92546969001, 92546969002, 92546969003, 92546969004, 92546969005, 92546969006, 92546969007, 92546969008, 92546969009, 92546969010, 92546969011, 92546969012

SAMPLE DUPLICATE: 3312603

Parameter	Units	92546932003 Result	Dup Result	RPD	Max RPD	Qualifiers
Percent Moisture	%	32.4	31.0	4	25	N2

SAMPLE DUPLICATE: 3312604

Parameter	Units	92546969012 Result	Dup Result	RPD	Max RPD	Qualifiers
Percent Moisture	%	18.5	19.1	3	25	N2

Results presented on this page are in the units indicated by the "Units" column except where an alternate unit is presented to the right of the result.

REPORT OF LABORATORY ANALYSIS

This report shall not be reproduced, except in full,
without the written consent of Pace Analytical Services, LLC.

Pace Analytical Services, LLC
9800 Kincey Ave. Suite 100
Huntersville, NC 28078
(704)875-9092

QUALIFIERS

Project: CPC Huntersville/2020-L1-2448
Pace Project No.: 92546969

DEFINITIONS

DF - Dilution Factor, if reported, represents the factor applied to the reported data due to dilution of the sample aliquot.

ND - Not Detected at or above adjusted reporting limit.

TNTC - Too Numerous To Count

J - Estimated concentration above the adjusted method detection limit and below the adjusted reporting limit.

MDL - Adjusted Method Detection Limit.

PQL - Practical Quantitation Limit.

RL - Reporting Limit - The lowest concentration value that meets project requirements for quantitative data with known precision and bias for a specific analyte in a specific matrix.

S - Surrogate

1,2-Diphenylhydrazine decomposes to and cannot be separated from Azobenzene using Method 8270. The result for each analyte is a combined concentration.

Consistent with EPA guidelines, unrounded data are displayed and have been used to calculate % recovery and RPD values.

LCS(D) - Laboratory Control Sample (Duplicate)

MS(D) - Matrix Spike (Duplicate)

DUP - Sample Duplicate

RPD - Relative Percent Difference

NC - Not Calculable.

SG - Silica Gel - Clean-Up

U - Indicates the compound was analyzed for, but not detected.

Acid preservation may not be appropriate for 2 Chloroethylvinyl ether.

A separate vial preserved to a pH of 4-5 is recommended in SW846 Chapter 4 for the analysis of Acrolein and Acrylonitrile by EPA Method 8260.

N-Nitrosodiphenylamine decomposes and cannot be separated from Diphenylamine using Method 8270. The result reported for each analyte is a combined concentration.

Pace Analytical is TNI accredited. Contact your Pace PM for the current list of accredited analytes.

TNI - The NELAC Institute.

ANALYTE QUALIFIERS

C7	Analyte is a possible laboratory contaminant (not present in method blank).
IK	The recalculated concentration of the calibration standard(s) did not meet method acceptance criteria; this result should be considered an estimated value.
M1	Matrix spike recovery exceeded QC limits. Batch accepted based on laboratory control sample (LCS) recovery.
MS	Analyte recovery in the matrix spike was outside QC limits for one or more of the constituent analytes used in the calculated result.
N2	The lab does not hold NELAC/TNI accreditation for this parameter but other accreditations/certifications may apply. A complete list of accreditations/certifications is available upon request.
S2	Surrogate recovery outside laboratory control limits due to matrix interferences (confirmed by similar results from sample re-analysis).
v1	The continuing calibration verification was above the method acceptance limit. Any detection for the analyte in the associated samples may have a high bias.

This report shall not be reproduced, except in full,
without the written consent of Pace Analytical Services, LLC.

Pace Analytical Services, LLC
9800 Kincey Ave. Suite 100
Huntersville, NC 28078
(704)875-9092

QUALITY CONTROL DATA CROSS REFERENCE TABLE

Project: CPC Huntersville/2020-L1-2448
Pace Project No.: 92546969

Lab ID	Sample ID	QC Batch Method	QC Batch	Analytical Method	Analytical Batch
92546969001	**AC4 (0-2)**	MADEP VPH	630606	MADEP VPH	630623
92546969002	**AC4 (10-12)**	MADEP VPH	630984	MADEP VPH	630999
92546969003	**AC4 (24-26)**	MADEP VPH	630984	MADEP VPH	630999
92546969004	**AC5 0-2**	MADEP VPH	630606	MADEP VPH	630623
92546969005	**AC5 14-16**	MADEP VPH	631257	MADEP VPH	631270
92546969006	**AC5 26-28**	MADEP VPH	631257	MADEP VPH	631270
92546969007	**AC6 0-2**	MADEP VPH	630606	MADEP VPH	630623
92546969008	**AC6 10-12**	MADEP VPH	630984	MADEP VPH	630999
92546969009	**AC6 36-38**	MADEP VPH	630984	MADEP VPH	630999
92546969010	**AC7 0-2**	MADEP VPH	630606	MADEP VPH	630623
92546969011	**AC7 20-22**	MADEP VPH	631257	MADEP VPH	631270
92546969012	**AC7 42-44**	MADEP VPH	630606	MADEP VPH	630623
92546969001	**AC4 (0-2)**	EPA 5035A/5030B	630473	EPA 8260D	630474
92546969002	**AC4 (10-12)**	EPA 5035A/5030B	630629	EPA 8260D	630653
92546969003	**AC4 (24-26)**	EPA 5035A/5030B	630629	EPA 8260D	630653
92546969004	**AC5 0-2**	EPA 5035A/5030B	631017	EPA 8260D	631027
92546969005	**AC5 14-16**	EPA 5035A/5030B	631017	EPA 8260D	631027
92546969006	**AC5 26-28**	EPA 5035A/5030B	631017	EPA 8260D	631027
92546969007	**AC6 0-2**	EPA 5035A/5030B	630473	EPA 8260D	630474
92546969008	**AC6 10-12**	EPA 5035A/5030B	630629	EPA 8260D	630653
92546969009	**AC6 36-38**	EPA 5035A/5030B	631017	EPA 8260D	631027
92546969010	**AC7 0-2**	EPA 5035A/5030B	630473	EPA 8260D	630474
92546969011	**AC7 20-22**	EPA 5035A/5030B	630473	EPA 8260D	630474
92546969012	**AC7 42-44**	EPA 5035A/5030B	630629	EPA 8260D	630653
92546969001	**AC4 (0-2)**	SW-846	630434		
92546969002	**AC4 (10-12)**	SW-846	630434		
92546969003	**AC4 (24-26)**	SW-846	630434		
92546969004	**AC5 0-2**	SW-846	630434		
92546969005	**AC5 14-16**	SW-846	630434		
92546969006	**AC5 26-28**	SW-846	630434		
92546969007	**AC6 0-2**	SW-846	630434		
92546969008	**AC6 10-12**	SW-846	630434		
92546969009	**AC6 36-38**	SW-846	630434		
92546969010	**AC7 0-2**	SW-846	630434		
92546969011	**AC7 20-22**	SW-846	630434		
92546969012	**AC7 42-44**	SW-846	630434		

This report shall not be reproduced, except in full,
without the written consent of Pace Analytical Services, LLC.

CHAIN-OF-CUSTODY Analytical Request Document

Pace Analytical

Chain-of-Custody is a LEGAL DOCUMENT - Complete all relevent fields

LAB USE ONLY- Affix Workorder/Login Label Here or List Pace Workorder Number or MT

WO# : 92546969

92546969

ALL SHADED A

Company: Apex Companies	Billing Information:
Address: 5960 North Woods Bus Pkwy, Ste O	
Report To: Andrew Street	Email To: andrew.street@apexcos.com
Copy To: tom.maumann@apexcos.com	Site Collection Info/Address: Huntersville-Concord Rd
Customer Project Name/Number: CPC Huntersville Site	State: NC County/City: Huntersville Time Zone Collected: [ ]PT [ ]MT [ ]CT [✓]ET
Phone: / Email:	Site/Facility ID #: CPC Huntersville Site; Compliance Monitoring? [ ] Yes [ ] No
Collected By (print): Kyle Ziegler	Purchase Order #: Quote #: 2020-21-2248; DW PWS ID #: DW Location Code:
Collected By (signature):	Turnaround Date Required: Standard; Immediately Packed on Ice: [✓] Yes [ ] No
Sample Disposal: [✓] Dispose as appropriate [ ] Return [ ] Archive: ____ [ ] Hold: ____	Rush: [ ] Same Day [ ] Next Day [ ] 2 Day [ ] 3 Day [ ] 4 Day [ ] 5 Day (Expedite Charges Apply); Field Filtered (if applicable): [ ] Yes [ ] No; Analysis: ____

Container Preservative Type **: 6 | 6

** Preservative Types: (1) nitric acid, (2) sulfuric acid, (3) hydrochloric acid, (6) methanol, (7) sodium bisulfate, (8) sodium thiosulfate, (9) hexane, (A) ascorbic acid, (B) ammonium sulfate, (C) ammonium hydroxide, (D) TSP, (U) Unpreserved, (O) Other ____

* Matrix Codes (Insert in Matrix box below): Drinking Water (DW), Ground Water (GW), Wastewater (WW), Product (P), Soil/Solid (SL), Oil (OL), Wipe (WP), Air (AR), Tissue (TS), Bioassay (B), Vapor (V), Other (OT)

Customer Sample ID	Matrix *	Comp / Grab	Collected (or Composite Start) Date	Collected (or Composite Start) Time	Composite End Date	Composite End Time	Res Cl	# of Ctns	Analyses: VOCs by 8260D	Analyses: MADEP VPH	Lab Profile/Line: Lab Sample # / Comments
AC4 (0-2)	SL	Grab	6-28-21	1110				3	X	X	92546969 001
AC4 (10-12)			6-28-21	1115				3	X	X	002
AC4 (24-26)			6-28-21	1120				3	X	X	003
AC5 (0-2)			6-28-21	1000				3	X	X	004
AC5 (14-16)			6-28-21	1005				3	X	X	005
AC5 (26-28)			6-28-21	1010				3	X	X	006
AC6 (0-2)			6-28-21	1510				3	X	X	007
AC6 (10-12)			6-28-21	1515				3	X	X	008
AC6 (36-38)			6-28-21	1540				3	X	X	009
AC7 (0-2)			6-28-21	1705				3	X	X	010

Lab Profile/Line: Lab Sample Receipt Checklist:

Custody Seals Present/Intact	Y	N	NA
Custody Signatures Present	Y	N	NA
Collector Signature Present	Y	N	NA
Bottles Intact	Y	N	NA
Correct Bottles	Y	N	NA
Sufficient Volume	Y	N	NA
Samples Received on Ice	Y	N	NA
VOA - Headspace Acceptable	Y	N	NA
USDA Regulated Soils	Y	N	NA
Samples in Holding Time	Y	N	NA
Residual Chlorine Present	Y	N	NA
Cl Strips: ____			
Sample pH Acceptable	Y	N	NA
pH Strips: ____			
Sulfide Present	Y	N	NA
Lead Acetate Strips: ____			

LAB USE ONLY:

Customer Remarks / Special Conditions / Possible Hazards:

Type of Ice Used: (Wet) Blue Dry None

Packing Material Used: None

Radchem sample(s) screened (<500 cpm): Y N (NA)

SHORT HOLDS PRESENT (<72 hours): Y (N) N/A

Lab Tracking #: 2619751

Samples received via: FEDEX UPS Client Courier (Pace Courier)

Lab Sample Temperature Info:
Temp Blank Received: Y (N) NA
Therm ID#: 92764
Cooler 1 Temp Upon Receipt: 4.6 oC
Cooler 1 Therm Corr. Factor: -.1 oC
Cooler 1 Corrected Temp: 4.5 oC
Comments:

Relinquished by/Company: (Signature)	Date/Time:	Received by/Company: (Signature)	Date/Time:
Kyle Zigler/Apex	6-29-21/0700	Rec/Apex	6-29-21/0700
Relinquished by/Company: (Signature)	Date/Time: 1423 06/29/21	Received by/Company: (Signature)	Date/Time:
Relinquished by/Company: (Signature)	Date/Time: 1522 06/29/21	Received by/Company: (Signature) SK Pace HVL	Date/Time: 6-29-21 1522

Received

MTJL LAB USE ONLY
Table #:
Acctnum:
Template:
Prelogin:
PM:
PB:

Trip Blank Received: Y (N) NA
HCL MeOH TSP Other

Non Conformance(s): YES / (NO)

Page: ____ of: ____

CHAIN-OF-CUSTODY Analytical Request Document

Pace Analytical

Chain-of-Custody is a LEGAL DOCUMENT - Complete all relevent fields

LAB USE ONLY- Affix Workorder/Login Label Here or List Pace Workorder Number or MTJL

WO# : 92546969

PM: AMB Due Date: 07/07/21

CLIENT: 92-APEX MOOR

ALL SHADED AR

Company: Apex Companies	Billing Information:
Address: 5400 North Woods Bus. Pkwy, Ste 0	
Report To: Andrew Street	Email To: andrew.street@apexcos.com
Copy To: tom.naumann@apexcos.com	Site Collection Info/Address: Huntersville-Concord Rd
Customer Project Name/Number: CPC Huntersville Site	State: NC County/City: Huntersville Time Zone Collected: [ ] PT [ ] MT [ ] CT [X] ET
Phone: Email:	Site/Facility ID #: CPC Huntersville Site
Collected By (print): Kyle Crocker	Purchase Order #: Quote #: 2020-C1-2248
Collected By (signature):	Turnaround Date Required: Standard
Sample Disposal: [X] Dispose as appropriate [ ] Return [ ] Archive: _____ [ ] Hold: _____	Rush: [ ] Same Day [ ] Next Day [ ] 2 Day [ ] 3 Day [ ] 4 Day [ ] 5 Day (Expedite Charges Apply)

Compliance Monitoring? [ ] Yes [ ] No

DW PWS ID #: DW Location Code:

Immediately Packed on Ice: [X] Yes [ ] No

Field Filtered (if applicable): [ ] Yes [ ] No

Analysis: _____

* Matrix Codes (Insert in Matrix box below): Drinking Water (DW), Ground Water (GW), Wastewater (WW), Product (P), Soil/Solid (SL), Oil (OL), Wipe (WP), Air (AR), Tissue (TS), Bioassay (B), Vapor (V), Other (OT)

Container Preservative Type **

** Preservative Types: (1) nitric acid, (2) sulfuric acid, (3) hydrochloric acid, (4) sodium hydroxide, (5) zinc acetate, (6) methanol, (7) sodium bisulfate, (8) sodium thiosulfate, (9) hexane, (A) ascorbic acid, (B) ammonium sulfate, (C) ammonium hydroxide, (D) TSP, (U) Unpreserved, (O) Other _____

Customer Sample ID	Matrix *	Comp / Grab	Collected (or Composite Start) Date	Collected (or Composite Start) Time	Composite End Date	Composite End Time	Res Cl	# of Ctns	Analyses: VOCs by 8260D	Analyses: MADEP VPH	Lab Profile/Line: Lab Sample # / Comments:
AC 7 (20-22)	SL	Grab	6-28-21	1710				3	X	X	92546969 01
AC 7 (42-44)	SL	Grab	6-28-21	1715				3	X	X	02

Lab Profile/Line:

Lab Sample Receipt Checklist:

Custody Seals Present/Intact	Y	N	NA
Custody Signatures Present	Y	N	NA
Collector Signature Present	Y	N	NA
Bottles Intact	Y	N	NA
Correct Bottles	Y	N	NA
Sufficient Volume	Y	N	NA
Samples Received on Ice	Y	N	NA
VOA - Headspace Acceptable	Y	N	NA
USDA Regulated Soils	Y	N	NA
Samples in Holding Time	Y	N	NA
Residual Chlorine Present	Y	N	NA
Cl Strips: _____			
Sample pH Acceptable	Y	N	NA
pH Strips: _____			
Sulfide Present	Y	N	NA
Lead Acetate Strips: _____			

LAB USE ONLY:

Customer Remarks / Special Conditions / Possible Hazards:

Type of Ice Used: (Wet) Blue Dry None

Packing Material Used: None

Radchem sample(s) screened (<500 cpm): Y N (NA)

SHORT HOLDS PRESENT (<72 hours): Y (N) N/A

Lab Tracking #: 2619748

Samples received via: FEDEX UPS Client Courier (Pace Courier)

Lab Sample Temperature Info:

Temp Blank Received: Y (N) NA

Therm ID#: 92064

Cooler 1 Temp Upon Receipt: 4.6 oC

Cooler 1 Therm Corr. Factor: -.1 oC

Cooler 1 Corrected Temp: 4.5 oC

Comments:

Relinquished by/Company: (Signature)	Date/Time:	Received by/Company: (Signature)	Date/Time:
Kyle Sigh / Apex	6-29-21/0700	Matt / Apex	6-29-21/0700
Relinquished by/Company: (Signature)	Date/Time: 1423	Received by/Company: (Signature)	Date/Time:
Relinquished by/Company: (Signature)	Date/Time: 1522	Received by/Company: (Signature)	Date/Time:
	06/29/21	JKC Pace HVL	6-29-21 1522

Received

MTJL LAB USE ONLY

Table #:

Acctnum:

Template:

Prelogin:

PM:

PB:

Trip Blank Received: Y (N) NA

HCL MeOH TSP Other

Non Conformance(s): YES / (NO)

Page: _____ of: _____

Pace Analytical Services, LLC
9800 Kincey Ave. Suite 100
Huntersville, NC 28078
(704)875-9092

July 07, 2021

Andrew Street
Apex Companies - NC
5900 Northwoods Business Pkwy
Suite 5900-0
Charlotte, NC 28269

RE: Project: CPC Huntersville/2020-L1-2448
Pace Project No.: 92547126

Dear Andrew Street:

Enclosed are the analytical results for sample(s) received by the laboratory on June 30, 2021. The results relate only to the samples included in this report. Results reported herein conform to the applicable TNI/NELAC Standards and the laboratory's Quality Manual, where applicable, unless otherwise noted in the body of the report.

The test results provided in this final report were generated by each of the following laboratories within the Pace Network:

- Pace Analytical Services - Charlotte

If you have any questions concerning this report, please feel free to contact me.

Sincerely,

Angela M. Baioni

Angela Baioni
angela.baioni@pacelabs.com
(704)875-9092
Project Manager

Enclosures

cc: J Culbreath, Colonial Pipeline Company
Naomi Fretz, APEX Companies, LLC
Robert Hughes, Colonial Pipeline
Cameron Lee, Montrose-EPS
Jamie Moran, APEX Companies, LLC
Jeff Morrison, Colonial Pipeline Company
Tom Naumann, APEX Companies - NC
Joe Nicolette, Montrose-EPS
Christopher Schultz, Apex Companies
Matt Teixeira, Apex Companies, LLC
Michael Verdon, Colonial Pipeline Company
JM Wyatt, Colonial Pipeline Company

This report shall not be reproduced, except in full,
without the written consent of Pace Analytical Services, LLC.

Pace Analytical Services, LLC
9800 Kincey Ave. Suite 100
Huntersville, NC 28078
(704)875-9092

CERTIFICATIONS

Project: CPC Huntersville/2020-L1-2448
Pace Project No.: 92547126

Pace Analytical Services Charlotte
9800 Kincey Ave. Ste 100, Huntersville, NC 28078
Louisiana/NELAP Certification # LA170028
North Carolina Drinking Water Certification #: 37706
North Carolina Field Services Certification #: 5342
North Carolina Wastewater Certification #: 12
South Carolina Certification #: 99006001
Florida/NELAP Certification #: E87627
Kentucky UST Certification #: 84
Virginia/VELAP Certification #: 460221

REPORT OF LABORATORY ANALYSIS

This report shall not be reproduced, except in full,
without the written consent of Pace Analytical Services, LLC.

Pace Analytical Services, LLC
9800 Kincey Ave. Suite 100
Huntersville, NC 28078
(704)875-9092

SAMPLE SUMMARY

Project: CPC Huntersville/2020-L1-2448
Pace Project No.: 92547126

Lab ID	Sample ID	Matrix	Date Collected	Date Received
92547126001	**AC8(0-2)**	Solid	06/29/21 09:10	06/30/21 06:40
92547126002	**AC8(20-22)**	Solid	06/29/21 09:15	06/30/21 06:40
92547126003	**AC8(26-28)**	Solid	06/29/21 09:20	06/30/21 06:40
92547126004	**AC9(0-2)**	Solid	06/29/21 10:00	06/30/21 06:40
92547126005	**AC9(24-26)**	Solid	06/29/21 10:05	06/30/21 06:40
92547126006	**AC9(26-28)**	Solid	06/29/21 10:10	06/30/21 06:40
92547126007	**AB9(0-2)**	Solid	06/29/21 11:20	06/30/21 06:40
92547126008	**AB9(24-26)**	Solid	06/29/21 11:25	06/30/21 06:40
92547126009	**AB9(28-29.5)**	Solid	06/29/21 11:30	06/30/21 06:40
92547126010	**AA9(0-2)**	Solid	06/29/21 14:30	06/30/21 06:40
92547126011	**AA9(24-26)**	Solid	06/29/21 14:35	06/30/21 06:40
92547126012	**AA9(34-35)**	Solid	06/29/21 14:40	06/30/21 06:40

This report shall not be reproduced, except in full,
without the written consent of Pace Analytical Services, LLC.

Pace Analytical Services, LLC
9800 Kincey Ave. Suite 100
Huntersville, NC 28078
(704)875-9092

SAMPLE ANALYTE COUNT

Project: CPC Huntersville/2020-L1-2448
Pace Project No.: 92547126

Lab ID	Sample ID	Method	Analysts	Analytes Reported	Laboratory
92547126001	**AC8(0-2)**	MADEP VPH	MAD	6	PASI-C
		EPA 8260D	SAS	70	PASI-C
		SW-846	KDF	1	PASI-C
92547126002	**AC8(20-22)**	MADEP VPH	MAD	6	PASI-C
		EPA 8260D	SAS	70	PASI-C
		SW-846	KDF	1	PASI-C
92547126003	**AC8(26-28)**	MADEP VPH	MAD	6	PASI-C
		EPA 8260D	CL	70	PASI-C
		SW-846	KDF	1	PASI-C
92547126004	**AC9(0-2)**	MADEP VPH	MAD	6	PASI-C
		EPA 8260D	CL	70	PASI-C
		SW-846	KDF	1	PASI-C
92547126005	**AC9(24-26)**	MADEP VPH	MAD	6	PASI-C
		EPA 8260D	SAS	70	PASI-C
		SW-846	KDF	1	PASI-C
92547126006	**AC9(26-28)**	MADEP VPH	MAD	6	PASI-C
		EPA 8260D	SAS	70	PASI-C
		SW-846	KDF	1	PASI-C
92547126007	**AB9(0-2)**	MADEP VPH	MAD	6	PASI-C
		EPA 8260D	SAS	70	PASI-C
		SW-846	KDF	1	PASI-C
92547126008	**AB9(24-26)**	MADEP VPH	MAD	6	PASI-C
		EPA 8260D	SAS	70	PASI-C
		SW-846	KDF	1	PASI-C
92547126009	**AB9(28-29.5)**	MADEP VPH	MAD	6	PASI-C
		EPA 8260D	SAS	70	PASI-C
		SW-846	KDF	1	PASI-C
92547126010	**AA9(0-2)**	MADEP VPH	MAD	6	PASI-C
		EPA 8260D	SAS	70	PASI-C
		SW-846	KDF	1	PASI-C
92547126011	**AA9(24-26)**	MADEP VPH	MAD	6	PASI-C
		EPA 8260D	CL	70	PASI-C
		SW-846	KDF	1	PASI-C
92547126012	**AA9(34-35)**	MADEP VPH	MAD	6	PASI-C
		EPA 8260D	SAS	70	PASI-C
		SW-846	KDF	1	PASI-C

This report shall not be reproduced, except in full,
without the written consent of Pace Analytical Services, LLC.

Pace Analytical Services, LLC
9800 Kincey Ave. Suite 100
Huntersville, NC 28078
(704)875-9092

SAMPLE ANALYTE COUNT

Project: CPC Huntersville/2020-L1-2448
Pace Project No.: 92547126

Lab ID	Sample ID	Method	Analysts	Analytes Reported	Laboratory

PASI-C = Pace Analytical Services - Charlotte

This report shall not be reproduced, except in full,
without the written consent of Pace Analytical Services, LLC.

Pace Analytical Services, LLC
9800 Kincey Ave. Suite 100
Huntersville, NC 28078
(704)875-9092

ANALYTICAL RESULTS

Project: CPC Huntersville/2020-L1-2448
Pace Project No.: 92547126

Sample: AC8(0-2) **Lab ID: 92547126001** Collected: 06/29/21 09:10 Received: 06/30/21 06:40 Matrix: Solid

Results reported on a "dry weight" basis and are adjusted for percent moisture, sample size and any dilutions.

Parameters	Results	Units	Report Limit	MDL	DF	Prepared	Analyzed	CAS No.	Qual
VPH NC Soil	Analytical Method: MADEP VPH Preparation Method: MADEP VPH Pace Analytical Services - Charlotte								
Total VPH (C5-C12)	ND	mg/kg	3.9	3.9	1	07/01/21 13:06	07/02/21 01:22		N2
Aliphatic (C05-C08)	ND	mg/kg	3.9	3.9	1	07/01/21 13:06	07/02/21 01:22		N2
Aliphatic(C09-C12) Adjusted	ND	mg/kg	3.9	3.9	1	07/01/21 13:06	07/02/21 01:22		N2
Aromatic (C09-C10)	ND	mg/kg	3.9	3.9	1	07/01/21 13:06	07/02/21 01:22		N2
Surrogates									
4-Bromofluorobenzene (FID) (S)	103	%	70-130		1	07/01/21 13:06	07/02/21 01:22	460-00-4	
4-Bromofluorobenzene (PID) (S)	102	%	70-130		1	07/01/21 13:06	07/02/21 01:22	460-00-4	
8260D/5035A/5030B Volatiles	Analytical Method: EPA 8260D Preparation Method: EPA 5035A/5030B Pace Analytical Services - Charlotte								
Acetone	ND	ug/kg	172	55.3	1	06/30/21 18:04	07/01/21 12:36	67-64-1	
Benzene	ND	ug/kg	8.6	3.4	1	06/30/21 18:04	07/01/21 12:36	71-43-2	
Bromobenzene	ND	ug/kg	8.6	2.8	1	06/30/21 18:04	07/01/21 12:36	108-86-1	
Bromochloromethane	ND	ug/kg	8.6	2.6	1	06/30/21 18:04	07/01/21 12:36	74-97-5	
Bromodichloromethane	ND	ug/kg	8.6	3.3	1	06/30/21 18:04	07/01/21 12:36	75-27-4	
Bromoform	ND	ug/kg	8.6	3.0	1	06/30/21 18:04	07/01/21 12:36	75-25-2	
Bromomethane	ND	ug/kg	17.2	13.6	1	06/30/21 18:04	07/01/21 12:36	74-83-9	IK,v1
2-Butanone (MEK)	ND	ug/kg	172	41.4	1	06/30/21 18:04	07/01/21 12:36	78-93-3	
n-Butylbenzene	ND	ug/kg	8.6	4.1	1	06/30/21 18:04	07/01/21 12:36	104-51-8	
sec-Butylbenzene	ND	ug/kg	8.6	3.8	1	06/30/21 18:04	07/01/21 12:36	135-98-8	
tert-Butylbenzene	ND	ug/kg	8.6	3.1	1	06/30/21 18:04	07/01/21 12:36	98-06-6	
Carbon tetrachloride	ND	ug/kg	8.6	3.2	1	06/30/21 18:04	07/01/21 12:36	56-23-5	
Chlorobenzene	ND	ug/kg	8.6	1.7	1	06/30/21 18:04	07/01/21 12:36	108-90-7	
Chloroethane	ND	ug/kg	17.2	6.7	1	06/30/21 18:04	07/01/21 12:36	75-00-3	
Chloroform	ND	ug/kg	8.6	5.2	1	06/30/21 18:04	07/01/21 12:36	67-66-3	
Chloromethane	ND	ug/kg	17.2	7.2	1	06/30/21 18:04	07/01/21 12:36	74-87-3	
2-Chlorotoluene	ND	ug/kg	8.6	3.1	1	06/30/21 18:04	07/01/21 12:36	95-49-8	
4-Chlorotoluene	ND	ug/kg	8.6	1.5	1	06/30/21 18:04	07/01/21 12:36	106-43-4	
1,2-Dibromo-3-chloropropane	ND	ug/kg	8.6	3.3	1	06/30/21 18:04	07/01/21 12:36	96-12-8	
Dibromochloromethane	ND	ug/kg	8.6	4.8	1	06/30/21 18:04	07/01/21 12:36	124-48-1	
1,2-Dibromoethane (EDB)	ND	ug/kg	8.6	3.8	1	06/30/21 18:04	07/01/21 12:36	106-93-4	
Dibromomethane	ND	ug/kg	8.6	1.8	1	06/30/21 18:04	07/01/21 12:36	74-95-3	
1,2-Dichlorobenzene	ND	ug/kg	8.6	3.1	1	06/30/21 18:04	07/01/21 12:36	95-50-1	
1,3-Dichlorobenzene	ND	ug/kg	8.6	2.7	1	06/30/21 18:04	07/01/21 12:36	541-73-1	
1,4-Dichlorobenzene	ND	ug/kg	8.6	2.2	1	06/30/21 18:04	07/01/21 12:36	106-46-7	
Dichlorodifluoromethane	ND	ug/kg	17.2	3.7	1	06/30/21 18:04	07/01/21 12:36	75-71-8	
1,1-Dichloroethane	ND	ug/kg	8.6	3.6	1	06/30/21 18:04	07/01/21 12:36	75-34-3	
1,2-Dichloroethane	ND	ug/kg	8.6	5.7	1	06/30/21 18:04	07/01/21 12:36	107-06-2	
1,1-Dichloroethene	ND	ug/kg	8.6	3.6	1	06/30/21 18:04	07/01/21 12:36	75-35-4	
cis-1,2-Dichloroethene	ND	ug/kg	8.6	2.9	1	06/30/21 18:04	07/01/21 12:36	156-59-2	
trans-1,2-Dichloroethene	ND	ug/kg	8.6	3.0	1	06/30/21 18:04	07/01/21 12:36	156-60-5	
1,2-Dichloropropane	ND	ug/kg	8.6	2.6	1	06/30/21 18:04	07/01/21 12:36	78-87-5	
1,3-Dichloropropane	ND	ug/kg	8.6	2.7	1	06/30/21 18:04	07/01/21 12:36	142-28-9	
2,2-Dichloropropane	ND	ug/kg	8.6	2.8	1	06/30/21 18:04	07/01/21 12:36	594-20-7	

REPORT OF LABORATORY ANALYSIS

This report shall not be reproduced, except in full,
without the written consent of Pace Analytical Services, LLC.

Pace Analytical Services, LLC
9800 Kincey Ave. Suite 100
Huntersville, NC 28078
(704)875-9092

ANALYTICAL RESULTS

Project: CPC Huntersville/2020-L1-2448
Pace Project No.: 92547126

Sample: AC8(0-2) **Lab ID: 92547126001** Collected: 06/29/21 09:10 Received: 06/30/21 06:40 Matrix: Solid

Results reported on a "dry weight" basis and are adjusted for percent moisture, sample size and any dilutions.

Parameters	Results	Units	Report Limit	MDL	DF	Prepared	Analyzed	CAS No.	Qual
8260D/5035A/5030B Volatiles	Analytical Method: EPA 8260D Preparation Method: EPA 5035A/5030B Pace Analytical Services - Charlotte								
1,1-Dichloropropene	ND	ug/kg	8.6	4.1	1	06/30/21 18:04	07/01/21 12:36	563-58-6	
cis-1,3-Dichloropropene	ND	ug/kg	8.6	2.3	1	06/30/21 18:04	07/01/21 12:36	10061-01-5	
trans-1,3-Dichloropropene	ND	ug/kg	8.6	3.0	1	06/30/21 18:04	07/01/21 12:36	10061-02-6	
Diisopropyl ether	ND	ug/kg	8.6	2.3	1	06/30/21 18:04	07/01/21 12:36	108-20-3	
Ethylbenzene	ND	ug/kg	8.6	4.0	1	06/30/21 18:04	07/01/21 12:36	100-41-4	
Hexachloro-1,3-butadiene	ND	ug/kg	17.2	14.1	1	06/30/21 18:04	07/01/21 12:36	87-68-3	
2-Hexanone	ND	ug/kg	86.2	8.3	1	06/30/21 18:04	07/01/21 12:36	591-78-6	
Isopropylbenzene (Cumene)	ND	ug/kg	8.6	2.9	1	06/30/21 18:04	07/01/21 12:36	98-82-8	
p-Isopropyltoluene	ND	ug/kg	8.6	4.2	1	06/30/21 18:04	07/01/21 12:36	99-87-6	
Methylene Chloride	ND	ug/kg	34.5	23.6	1	06/30/21 18:04	07/01/21 12:36	75-09-2	
4-Methyl-2-pentanone (MIBK)	ND	ug/kg	86.2	8.3	1	06/30/21 18:04	07/01/21 12:36	108-10-1	
Methyl-tert-butyl ether	ND	ug/kg	8.6	3.2	1	06/30/21 18:04	07/01/21 12:36	1634-04-4	
Naphthalene	ND	ug/kg	8.6	4.5	1	06/30/21 18:04	07/01/21 12:36	91-20-3	
n-Propylbenzene	ND	ug/kg	8.6	3.1	1	06/30/21 18:04	07/01/21 12:36	103-65-1	
Styrene	ND	ug/kg	8.6	2.3	1	06/30/21 18:04	07/01/21 12:36	100-42-5	
1,1,1,2-Tetrachloroethane	ND	ug/kg	8.6	3.3	1	06/30/21 18:04	07/01/21 12:36	630-20-6	
1,1,2,2-Tetrachloroethane	ND	ug/kg	8.6	2.3	1	06/30/21 18:04	07/01/21 12:36	79-34-5	
Tetrachloroethene	ND	ug/kg	8.6	2.7	1	06/30/21 18:04	07/01/21 12:36	127-18-4	
Toluene	**4.6J**	ug/kg	8.6	2.4	1	06/30/21 18:04	07/01/21 12:36	108-88-3	
1,2,3-Trichlorobenzene	ND	ug/kg	8.6	7.0	1	06/30/21 18:04	07/01/21 12:36	87-61-6	
1,2,4-Trichlorobenzene	ND	ug/kg	8.6	7.2	1	06/30/21 18:04	07/01/21 12:36	120-82-1	
1,1,1-Trichloroethane	ND	ug/kg	8.6	4.5	1	06/30/21 18:04	07/01/21 12:36	71-55-6	
1,1,2-Trichloroethane	ND	ug/kg	8.6	2.9	1	06/30/21 18:04	07/01/21 12:36	79-00-5	
Trichloroethene	ND	ug/kg	8.6	2.2	1	06/30/21 18:04	07/01/21 12:36	79-01-6	
Trichlorofluoromethane	ND	ug/kg	8.6	4.7	1	06/30/21 18:04	07/01/21 12:36	75-69-4	
1,2,3-Trichloropropane	ND	ug/kg	8.6	4.4	1	06/30/21 18:04	07/01/21 12:36	96-18-4	
1,2,4-Trimethylbenzene	ND	ug/kg	8.6	2.4	1	06/30/21 18:04	07/01/21 12:36	95-63-6	
1,3,5-Trimethylbenzene	ND	ug/kg	8.6	2.9	1	06/30/21 18:04	07/01/21 12:36	108-67-8	
Vinyl acetate	ND	ug/kg	86.2	6.3	1	06/30/21 18:04	07/01/21 12:36	108-05-4	
Vinyl chloride	ND	ug/kg	17.2	4.4	1	06/30/21 18:04	07/01/21 12:36	75-01-4	
Xylene (Total)	ND	ug/kg	17.2	4.9	1	06/30/21 18:04	07/01/21 12:36	1330-20-7	
m&p-Xylene	ND	ug/kg	17.2	5.9	1	06/30/21 18:04	07/01/21 12:36	179601-23-1	
o-Xylene	ND	ug/kg	8.6	3.8	1	06/30/21 18:04	07/01/21 12:36	95-47-6	
Surrogates									
Toluene-d8 (S)	101	%	70-130		1	06/30/21 18:04	07/01/21 12:36	2037-26-5	
4-Bromofluorobenzene (S)	100	%	69-134		1	06/30/21 18:04	07/01/21 12:36	460-00-4	
1,2-Dichloroethane-d4 (S)	110	%	70-130		1	06/30/21 18:04	07/01/21 12:36	17060-07-0	
Percent Moisture	Analytical Method: SW-846 Pace Analytical Services - Charlotte								
Percent Moisture	**18.0**	%	0.10	0.10	1		06/30/21 17:22		N2

REPORT OF LABORATORY ANALYSIS

This report shall not be reproduced, except in full,
without the written consent of Pace Analytical Services, LLC.

Pace Analytical Services, LLC
9800 Kincey Ave. Suite 100
Huntersville, NC 28078
(704)875-9092

ANALYTICAL RESULTS

Project: CPC Huntersville/2020-L1-2448
Pace Project No.: 92547126

Sample: AC8(20-22) **Lab ID: 92547126002** Collected: 06/29/21 09:15 Received: 06/30/21 06:40 Matrix: Solid

Results reported on a "dry weight" basis and are adjusted for percent moisture, sample size and any dilutions.

Parameters	Results	Units	Report Limit	MDL	DF	Prepared	Analyzed	CAS No.	Qual
VPH NC Soil	Analytical Method: MADEP VPH Preparation Method: MADEP VPH Pace Analytical Services - Charlotte								
Total VPH (C5-C12)	ND	mg/kg	15.5	15.5	1	07/01/21 13:06	07/02/21 01:50		N2
Aliphatic (C05-C08)	ND	mg/kg	15.5	15.5	1	07/01/21 13:06	07/02/21 01:50		N2
Aliphatic(C09-C12) Adjusted	ND	mg/kg	15.5	15.5	1	07/01/21 13:06	07/02/21 01:50		N2
Aromatic (C09-C10)	ND	mg/kg	15.5	15.5	1	07/01/21 13:06	07/02/21 01:50		N2
Surrogates									
4-Bromofluorobenzene (FID) (S)	105	%	70-130		1	07/01/21 13:06	07/02/21 01:50	460-00-4	
4-Bromofluorobenzene (PID) (S)	104	%	70-130		1	07/01/21 13:06	07/02/21 01:50	460-00-4	
8260D/5035A/5030B Volatiles	Analytical Method: EPA 8260D Preparation Method: EPA 5035A/5030B Pace Analytical Services - Charlotte								
Acetone	ND	ug/kg	138	44.3	1	06/30/21 18:04	07/01/21 12:55	67-64-1	
Benzene	**101**	ug/kg	6.9	2.7	1	06/30/21 18:04	07/01/21 12:55	71-43-2	
Bromobenzene	ND	ug/kg	6.9	2.3	1	06/30/21 18:04	07/01/21 12:55	108-86-1	
Bromochloromethane	ND	ug/kg	6.9	2.0	1	06/30/21 18:04	07/01/21 12:55	74-97-5	
Bromodichloromethane	ND	ug/kg	6.9	2.7	1	06/30/21 18:04	07/01/21 12:55	75-27-4	
Bromoform	ND	ug/kg	6.9	2.4	1	06/30/21 18:04	07/01/21 12:55	75-25-2	
Bromomethane	ND	ug/kg	13.8	10.9	1	06/30/21 18:04	07/01/21 12:55	74-83-9	IK,v1
2-Butanone (MEK)	ND	ug/kg	138	33.1	1	06/30/21 18:04	07/01/21 12:55	78-93-3	
n-Butylbenzene	ND	ug/kg	6.9	3.3	1	06/30/21 18:04	07/01/21 12:55	104-51-8	
sec-Butylbenzene	ND	ug/kg	6.9	3.0	1	06/30/21 18:04	07/01/21 12:55	135-98-8	
tert-Butylbenzene	ND	ug/kg	6.9	2.5	1	06/30/21 18:04	07/01/21 12:55	98-06-6	
Carbon tetrachloride	ND	ug/kg	6.9	2.6	1	06/30/21 18:04	07/01/21 12:55	56-23-5	
Chlorobenzene	ND	ug/kg	6.9	1.3	1	06/30/21 18:04	07/01/21 12:55	108-90-7	
Chloroethane	ND	ug/kg	13.8	5.3	1	06/30/21 18:04	07/01/21 12:55	75-00-3	
Chloroform	ND	ug/kg	6.9	4.2	1	06/30/21 18:04	07/01/21 12:55	67-66-3	
Chloromethane	ND	ug/kg	13.8	5.8	1	06/30/21 18:04	07/01/21 12:55	74-87-3	
2-Chlorotoluene	ND	ug/kg	6.9	2.4	1	06/30/21 18:04	07/01/21 12:55	95-49-8	
4-Chlorotoluene	ND	ug/kg	6.9	1.2	1	06/30/21 18:04	07/01/21 12:55	106-43-4	
1,2-Dibromo-3-chloropropane	ND	ug/kg	6.9	2.7	1	06/30/21 18:04	07/01/21 12:55	96-12-8	
Dibromochloromethane	ND	ug/kg	6.9	3.9	1	06/30/21 18:04	07/01/21 12:55	124-48-1	
1,2-Dibromoethane (EDB)	ND	ug/kg	6.9	3.0	1	06/30/21 18:04	07/01/21 12:55	106-93-4	
Dibromomethane	ND	ug/kg	6.9	1.5	1	06/30/21 18:04	07/01/21 12:55	74-95-3	
1,2-Dichlorobenzene	ND	ug/kg	6.9	2.5	1	06/30/21 18:04	07/01/21 12:55	95-50-1	
1,3-Dichlorobenzene	ND	ug/kg	6.9	2.1	1	06/30/21 18:04	07/01/21 12:55	541-73-1	
1,4-Dichlorobenzene	ND	ug/kg	6.9	1.8	1	06/30/21 18:04	07/01/21 12:55	106-46-7	
Dichlorodifluoromethane	ND	ug/kg	13.8	3.0	1	06/30/21 18:04	07/01/21 12:55	75-71-8	
1,1-Dichloroethane	ND	ug/kg	6.9	2.8	1	06/30/21 18:04	07/01/21 12:55	75-34-3	
1,2-Dichloroethane	ND	ug/kg	6.9	4.6	1	06/30/21 18:04	07/01/21 12:55	107-06-2	
1,1-Dichloroethene	ND	ug/kg	6.9	2.8	1	06/30/21 18:04	07/01/21 12:55	75-35-4	
cis-1,2-Dichloroethene	ND	ug/kg	6.9	2.4	1	06/30/21 18:04	07/01/21 12:55	156-59-2	
trans-1,2-Dichloroethene	ND	ug/kg	6.9	2.4	1	06/30/21 18:04	07/01/21 12:55	156-60-5	
1,2-Dichloropropane	ND	ug/kg	6.9	2.1	1	06/30/21 18:04	07/01/21 12:55	78-87-5	
1,3-Dichloropropane	ND	ug/kg	6.9	2.2	1	06/30/21 18:04	07/01/21 12:55	142-28-9	
2,2-Dichloropropane	ND	ug/kg	6.9	2.3	1	06/30/21 18:04	07/01/21 12:55	594-20-7	

REPORT OF LABORATORY ANALYSIS

This report shall not be reproduced, except in full,
without the written consent of Pace Analytical Services, LLC.

Pace Analytical Services, LLC
9800 Kincey Ave. Suite 100
Huntersville, NC 28078
(704)875-9092

ANALYTICAL RESULTS

Project: CPC Huntersville/2020-L1-2448
Pace Project No.: 92547126

Sample: AC8(20-22) **Lab ID: 92547126002** Collected: 06/29/21 09:15 Received: 06/30/21 06:40 Matrix: Solid

Results reported on a "dry weight" basis and are adjusted for percent moisture, sample size and any dilutions.

Parameters	Results	Units	Report Limit	MDL	DF	Prepared	Analyzed	CAS No.	Qual
8260D/5035A/5030B Volatiles	Analytical Method: EPA 8260D Preparation Method: EPA 5035A/5030B Pace Analytical Services - Charlotte								
1,1-Dichloropropene	ND	ug/kg	6.9	3.3	1	06/30/21 18:04	07/01/21 12:55	563-58-6	
cis-1,3-Dichloropropene	ND	ug/kg	6.9	1.9	1	06/30/21 18:04	07/01/21 12:55	10061-01-5	
trans-1,3-Dichloropropene	ND	ug/kg	6.9	2.4	1	06/30/21 18:04	07/01/21 12:55	10061-02-6	
Diisopropyl ether	**21.6**	ug/kg	6.9	1.9	1	06/30/21 18:04	07/01/21 12:55	108-20-3	
Ethylbenzene	**19.5**	ug/kg	6.9	3.2	1	06/30/21 18:04	07/01/21 12:55	100-41-4	
Hexachloro-1,3-butadiene	ND	ug/kg	13.8	11.3	1	06/30/21 18:04	07/01/21 12:55	87-68-3	
2-Hexanone	ND	ug/kg	69.0	6.7	1	06/30/21 18:04	07/01/21 12:55	591-78-6	
Isopropylbenzene (Cumene)	ND	ug/kg	6.9	2.3	1	06/30/21 18:04	07/01/21 12:55	98-82-8	
p-Isopropyltoluene	ND	ug/kg	6.9	3.4	1	06/30/21 18:04	07/01/21 12:55	99-87-6	
Methylene Chloride	ND	ug/kg	27.6	18.9	1	06/30/21 18:04	07/01/21 12:55	75-09-2	
4-Methyl-2-pentanone (MIBK)	ND	ug/kg	69.0	6.7	1	06/30/21 18:04	07/01/21 12:55	108-10-1	
Methyl-tert-butyl ether	ND	ug/kg	6.9	2.6	1	06/30/21 18:04	07/01/21 12:55	1634-04-4	
Naphthalene	**9.3**	ug/kg	6.9	3.6	1	06/30/21 18:04	07/01/21 12:55	91-20-3	
n-Propylbenzene	ND	ug/kg	6.9	2.5	1	06/30/21 18:04	07/01/21 12:55	103-65-1	
Styrene	ND	ug/kg	6.9	1.8	1	06/30/21 18:04	07/01/21 12:55	100-42-5	
1,1,1,2-Tetrachloroethane	ND	ug/kg	6.9	2.7	1	06/30/21 18:04	07/01/21 12:55	630-20-6	
1,1,2,2-Tetrachloroethane	ND	ug/kg	6.9	1.8	1	06/30/21 18:04	07/01/21 12:55	79-34-5	
Tetrachloroethene	ND	ug/kg	6.9	2.2	1	06/30/21 18:04	07/01/21 12:55	127-18-4	
Toluene	**212**	ug/kg	6.9	2.0	1	06/30/21 18:04	07/01/21 12:55	108-88-3	
1,2,3-Trichlorobenzene	ND	ug/kg	6.9	5.6	1	06/30/21 18:04	07/01/21 12:55	87-61-6	
1,2,4-Trichlorobenzene	ND	ug/kg	6.9	5.8	1	06/30/21 18:04	07/01/21 12:55	120-82-1	
1,1,1-Trichloroethane	ND	ug/kg	6.9	3.6	1	06/30/21 18:04	07/01/21 12:55	71-55-6	
1,1,2-Trichloroethane	ND	ug/kg	6.9	2.3	1	06/30/21 18:04	07/01/21 12:55	79-00-5	
Trichloroethene	ND	ug/kg	6.9	1.8	1	06/30/21 18:04	07/01/21 12:55	79-01-6	
Trichlorofluoromethane	ND	ug/kg	6.9	3.8	1	06/30/21 18:04	07/01/21 12:55	75-69-4	
1,2,3-Trichloropropane	ND	ug/kg	6.9	3.5	1	06/30/21 18:04	07/01/21 12:55	96-18-4	
1,2,4-Trimethylbenzene	**56.0**	ug/kg	6.9	1.9	1	06/30/21 18:04	07/01/21 12:55	95-63-6	
1,3,5-Trimethylbenzene	**18.1**	ug/kg	6.9	2.3	1	06/30/21 18:04	07/01/21 12:55	108-67-8	
Vinyl acetate	ND	ug/kg	69.0	5.0	1	06/30/21 18:04	07/01/21 12:55	108-05-4	
Vinyl chloride	ND	ug/kg	13.8	3.5	1	06/30/21 18:04	07/01/21 12:55	75-01-4	
Xylene (Total)	**118**	ug/kg	13.8	3.9	1	06/30/21 18:04	07/01/21 12:55	1330-20-7	
m&p-Xylene	**78.5**	ug/kg	13.8	4.7	1	06/30/21 18:04	07/01/21 12:55	179601-23-1	
o-Xylene	**39.6**	ug/kg	6.9	3.1	1	06/30/21 18:04	07/01/21 12:55	95-47-6	
Surrogates									
Toluene-d8 (S)	100	%	70-130		1	06/30/21 18:04	07/01/21 12:55	2037-26-5	
4-Bromofluorobenzene (S)	100	%	69-134		1	06/30/21 18:04	07/01/21 12:55	460-00-4	
1,2-Dichloroethane-d4 (S)	108	%	70-130		1	06/30/21 18:04	07/01/21 12:55	17060-07-0	
Percent Moisture	Analytical Method: SW-846 Pace Analytical Services - Charlotte								
Percent Moisture	**18.3**	%	0.10	0.10	1		06/30/21 17:22		N2

REPORT OF LABORATORY ANALYSIS

This report shall not be reproduced, except in full,
without the written consent of Pace Analytical Services, LLC.

Pace Analytical Services, LLC
9800 Kincey Ave. Suite 100
Huntersville, NC 28078
(704)875-9092

ANALYTICAL RESULTS

Project: CPC Huntersville/2020-L1-2448
Pace Project No.: 92547126

Sample: AC8(26-28) **Lab ID: 92547126003** Collected: 06/29/21 09:20 Received: 06/30/21 06:40 Matrix: Solid

Results reported on a "dry weight" basis and are adjusted for percent moisture, sample size and any dilutions.

Parameters	Results	Units	Report Limit	MDL	DF	Prepared	Analyzed	CAS No.	Qual
VPH NC Soil	Analytical Method: MADEP VPH Preparation Method: MADEP VPH Pace Analytical Services - Charlotte								
Total VPH (C5-C12)	**314**	mg/kg	3.1	3.1	1	07/01/21 13:06	07/02/21 02:19		N2
Aliphatic (C05-C08)	**205**	mg/kg	3.1	3.1	1	07/01/21 13:06	07/02/21 02:19		N2
Aliphatic(C09-C12) Adjusted	**68.7**	mg/kg	3.1	3.1	1	07/01/21 13:06	07/02/21 02:19		N2
Aromatic (C09-C10)	**40.3**	mg/kg	3.1	3.1	1	07/01/21 13:06	07/02/21 02:19		N2
Surrogates									
4-Bromofluorobenzene (FID) (S)	126	%	70-130		1	07/01/21 13:06	07/02/21 02:19	460-00-4	
4-Bromofluorobenzene (PID) (S)	100	%	70-130		1	07/01/21 13:06	07/02/21 02:19	460-00-4	
8260D/5035A/5030B Volatiles	Analytical Method: EPA 8260D Preparation Method: EPA 5035A/5030B Pace Analytical Services - Charlotte								
Acetone	**409**	ug/kg	291	93.4	2.5	07/02/21 09:42	07/02/21 14:16	67-64-1	B,C9
Benzene	**463**	ug/kg	14.6	5.8	2.5	07/02/21 09:42	07/02/21 14:16	71-43-2	
Bromobenzene	ND	ug/kg	14.6	4.7	2.5	07/02/21 09:42	07/02/21 14:16	108-86-1	
Bromochloromethane	ND	ug/kg	14.6	4.3	2.5	07/02/21 09:42	07/02/21 14:16	74-97-5	
Bromodichloromethane	ND	ug/kg	14.6	5.6	2.5	07/02/21 09:42	07/02/21 14:16	75-27-4	
Bromoform	ND	ug/kg	14.6	5.1	2.5	07/02/21 09:42	07/02/21 14:16	75-25-2	
Bromomethane	ND	ug/kg	29.1	23.0	2.5	07/02/21 09:42	07/02/21 14:16	74-83-9	IK
2-Butanone (MEK)	ND	ug/kg	291	69.9	2.5	07/02/21 09:42	07/02/21 14:16	78-93-3	
n-Butylbenzene	**752**	ug/kg	14.6	6.9	2.5	07/02/21 09:42	07/02/21 14:16	104-51-8	
sec-Butylbenzene	ND	ug/kg	14.6	6.4	2.5	07/02/21 09:42	07/02/21 14:16	135-98-8	
tert-Butylbenzene	ND	ug/kg	14.6	5.2	2.5	07/02/21 09:42	07/02/21 14:16	98-06-6	
Carbon tetrachloride	ND	ug/kg	14.6	5.4	2.5	07/02/21 09:42	07/02/21 14:16	56-23-5	
Chlorobenzene	**16.8**	ug/kg	14.6	2.8	2.5	07/02/21 09:42	07/02/21 14:16	108-90-7	
Chloroethane	ND	ug/kg	29.1	11.2	2.5	07/02/21 09:42	07/02/21 14:16	75-00-3	
Chloroform	ND	ug/kg	14.6	8.8	2.5	07/02/21 09:42	07/02/21 14:16	67-66-3	
Chloromethane	ND	ug/kg	29.1	12.2	2.5	07/02/21 09:42	07/02/21 14:16	74-87-3	
2-Chlorotoluene	ND	ug/kg	14.6	5.2	2.5	07/02/21 09:42	07/02/21 14:16	95-49-8	
4-Chlorotoluene	ND	ug/kg	14.6	2.6	2.5	07/02/21 09:42	07/02/21 14:16	106-43-4	
1,2-Dibromo-3-chloropropane	ND	ug/kg	14.6	5.6	2.5	07/02/21 09:42	07/02/21 14:16	96-12-8	
Dibromochloromethane	ND	ug/kg	14.6	8.2	2.5	07/02/21 09:42	07/02/21 14:16	124-48-1	
1,2-Dibromoethane (EDB)	ND	ug/kg	14.6	6.4	2.5	07/02/21 09:42	07/02/21 14:16	106-93-4	
Dibromomethane	ND	ug/kg	14.6	3.1	2.5	07/02/21 09:42	07/02/21 14:16	74-95-3	
1,2-Dichlorobenzene	ND	ug/kg	14.6	5.2	2.5	07/02/21 09:42	07/02/21 14:16	95-50-1	
1,3-Dichlorobenzene	ND	ug/kg	14.6	4.5	2.5	07/02/21 09:42	07/02/21 14:16	541-73-1	
1,4-Dichlorobenzene	ND	ug/kg	14.6	3.8	2.5	07/02/21 09:42	07/02/21 14:16	106-46-7	
Dichlorodifluoromethane	ND	ug/kg	29.1	6.3	2.5	07/02/21 09:42	07/02/21 14:16	75-71-8	
1,1-Dichloroethane	ND	ug/kg	14.6	6.0	2.5	07/02/21 09:42	07/02/21 14:16	75-34-3	
1,2-Dichloroethane	ND	ug/kg	14.6	9.6	2.5	07/02/21 09:42	07/02/21 14:16	107-06-2	
1,1-Dichloroethene	ND	ug/kg	14.6	6.0	2.5	07/02/21 09:42	07/02/21 14:16	75-35-4	
cis-1,2-Dichloroethene	ND	ug/kg	14.6	5.0	2.5	07/02/21 09:42	07/02/21 14:16	156-59-2	
trans-1,2-Dichloroethene	ND	ug/kg	14.6	5.1	2.5	07/02/21 09:42	07/02/21 14:16	156-60-5	
1,2-Dichloropropane	ND	ug/kg	14.6	4.4	2.5	07/02/21 09:42	07/02/21 14:16	78-87-5	
1,3-Dichloropropane	ND	ug/kg	14.6	4.5	2.5	07/02/21 09:42	07/02/21 14:16	142-28-9	
2,2-Dichloropropane	ND	ug/kg	14.6	4.7	2.5	07/02/21 09:42	07/02/21 14:16	594-20-7	

REPORT OF LABORATORY ANALYSIS

This report shall not be reproduced, except in full,
without the written consent of Pace Analytical Services, LLC.

Pace Analytical Services, LLC
9800 Kincey Ave. Suite 100
Huntersville, NC 28078
(704)875-9092

ANALYTICAL RESULTS

Project: CPC Huntersville/2020-L1-2448
Pace Project No.: 92547126

Sample: AC8(26-28) **Lab ID: 92547126003** Collected: 06/29/21 09:20 Received: 06/30/21 06:40 Matrix: Solid

Results reported on a "dry weight" basis and are adjusted for percent moisture, sample size and any dilutions.

Parameters	Results	Units	Report Limit	MDL	DF	Prepared	Analyzed	CAS No.	Qual
8260D/5035A/5030B Volatiles	Analytical Method: EPA 8260D Preparation Method: EPA 5035A/5030B Pace Analytical Services - Charlotte								
1,1-Dichloropropene	ND	ug/kg	14.6	7.0	2.5	07/02/21 09:42	07/02/21 14:16	563-58-6	
cis-1,3-Dichloropropene	ND	ug/kg	14.6	4.0	2.5	07/02/21 09:42	07/02/21 14:16	10061-01-5	
trans-1,3-Dichloropropene	ND	ug/kg	14.6	5.0	2.5	07/02/21 09:42	07/02/21 14:16	10061-02-6	
Diisopropyl ether	**61.6**	ug/kg	14.6	3.9	2.5	07/02/21 09:42	07/02/21 14:16	108-20-3	
Ethylbenzene	**3860**	ug/kg	14.6	6.8	2.5	07/02/21 09:42	07/02/21 14:16	100-41-4	
Hexachloro-1,3-butadiene	ND	ug/kg	29.1	23.8	2.5	07/02/21 09:42	07/02/21 14:16	87-68-3	
2-Hexanone	ND	ug/kg	146	14.0	2.5	07/02/21 09:42	07/02/21 14:16	591-78-6	
Isopropylbenzene (Cumene)	**431**	ug/kg	14.6	4.9	2.5	07/02/21 09:42	07/02/21 14:16	98-82-8	
p-Isopropyltoluene	**510**	ug/kg	14.6	7.2	2.5	07/02/21 09:42	07/02/21 14:16	99-87-6	
Methylene Chloride	ND	ug/kg	58.2	39.9	2.5	07/02/21 09:42	07/02/21 14:16	75-09-2	
4-Methyl-2-pentanone (MIBK)	**406**	ug/kg	146	14.0	2.5	07/02/21 09:42	07/02/21 14:16	108-10-1	
Methyl-tert-butyl ether	ND	ug/kg	14.6	5.4	2.5	07/02/21 09:42	07/02/21 14:16	1634-04-4	
Naphthalene	**1680**	ug/kg	14.6	7.7	2.5	07/02/21 09:42	07/02/21 14:16	91-20-3	
n-Propylbenzene	**1830**	ug/kg	14.6	5.2	2.5	07/02/21 09:42	07/02/21 14:16	103-65-1	
Styrene	ND	ug/kg	14.6	3.8	2.5	07/02/21 09:42	07/02/21 14:16	100-42-5	
1,1,1,2-Tetrachloroethane	ND	ug/kg	14.6	5.6	2.5	07/02/21 09:42	07/02/21 14:16	630-20-6	
1,1,2,2-Tetrachloroethane	ND	ug/kg	14.6	3.8	2.5	07/02/21 09:42	07/02/21 14:16	79-34-5	
Tetrachloroethene	ND	ug/kg	14.6	4.6	2.5	07/02/21 09:42	07/02/21 14:16	127-18-4	
Toluene	**7930**	ug/kg	14.6	4.1	2.5	07/02/21 09:42	07/02/21 14:16	108-88-3	
1,2,3-Trichlorobenzene	ND	ug/kg	14.6	11.8	2.5	07/02/21 09:42	07/02/21 14:16	87-61-6	
1,2,4-Trichlorobenzene	ND	ug/kg	14.6	12.2	2.5	07/02/21 09:42	07/02/21 14:16	120-82-1	
1,1,1-Trichloroethane	ND	ug/kg	14.6	7.6	2.5	07/02/21 09:42	07/02/21 14:16	71-55-6	
1,1,2-Trichloroethane	ND	ug/kg	14.6	4.8	2.5	07/02/21 09:42	07/02/21 14:16	79-00-5	
Trichloroethene	ND	ug/kg	14.6	3.8	2.5	07/02/21 09:42	07/02/21 14:16	79-01-6	
Trichlorofluoromethane	ND	ug/kg	14.6	8.0	2.5	07/02/21 09:42	07/02/21 14:16	75-69-4	
1,2,3-Trichloropropane	ND	ug/kg	14.6	7.4	2.5	07/02/21 09:42	07/02/21 14:16	96-18-4	
1,2,4-Trimethylbenzene	**10700**	ug/kg	14.6	4.0	2.5	07/02/21 09:42	07/02/21 14:16	95-63-6	
1,3,5-Trimethylbenzene	**3240**	ug/kg	14.6	4.9	2.5	07/02/21 09:42	07/02/21 14:16	108-67-8	
Vinyl acetate	ND	ug/kg	146	10.6	2.5	07/02/21 09:42	07/02/21 14:16	108-05-4	
Vinyl chloride	ND	ug/kg	29.1	7.4	2.5	07/02/21 09:42	07/02/21 14:16	75-01-4	
Xylene (Total)	**19700**	ug/kg	29.1	8.3	2.5	07/02/21 09:42	07/02/21 14:16	1330-20-7	
m&p-Xylene	**13900**	ug/kg	29.1	10	2.5	07/02/21 09:42	07/02/21 14:16	179601-23-1	
o-Xylene	**5720**	ug/kg	14.6	6.4	2.5	07/02/21 09:42	07/02/21 14:16	95-47-6	
Surrogates									
Toluene-d8 (S)	100	%	70-130		2.5	07/02/21 09:42	07/02/21 14:16	2037-26-5	
4-Bromofluorobenzene (S)	99	%	69-134		2.5	07/02/21 09:42	07/02/21 14:16	460-00-4	
1,2-Dichloroethane-d4 (S)	113	%	70-130		2.5	07/02/21 09:42	07/02/21 14:16	17060-07-0	
Percent Moisture	Analytical Method: SW-846 Pace Analytical Services - Charlotte								
Percent Moisture	**12.8**	%	0.10	0.10	1		06/30/21 17:23		N2

REPORT OF LABORATORY ANALYSIS

This report shall not be reproduced, except in full,
without the written consent of Pace Analytical Services, LLC.

Pace Analytical Services, LLC
9800 Kincey Ave. Suite 100
Huntersville, NC 28078
(704)875-9092

ANALYTICAL RESULTS

Project: CPC Huntersville/2020-L1-2448
Pace Project No.: 92547126

Sample: AC9(0-2) **Lab ID: 92547126004** Collected: 06/29/21 10:00 Received: 06/30/21 06:40 Matrix: Solid

Results reported on a "dry weight" basis and are adjusted for percent moisture, sample size and any dilutions.

Parameters	Results	Units	Report Limit	MDL	DF	Prepared	Analyzed	CAS No.	Qual
VPH NC Soil	Analytical Method: MADEP VPH Preparation Method: MADEP VPH Pace Analytical Services - Charlotte								
Total VPH (C5-C12)	ND	mg/kg	4.2	4.2	1	07/01/21 13:06	07/02/21 02:47		N2
Aliphatic (C05-C08)	ND	mg/kg	4.2	4.2	1	07/01/21 13:06	07/02/21 02:47		N2
Aliphatic(C09-C12) Adjusted	ND	mg/kg	4.2	4.2	1	07/01/21 13:06	07/02/21 02:47		N2
Aromatic (C09-C10)	ND	mg/kg	4.2	4.2	1	07/01/21 13:06	07/02/21 02:47		N2
Surrogates									
4-Bromofluorobenzene (FID) (S)	103	%	70-130		1	07/01/21 13:06	07/02/21 02:47	460-00-4	
4-Bromofluorobenzene (PID) (S)	103	%	70-130		1	07/01/21 13:06	07/02/21 02:47	460-00-4	
8260D/5035A/5030B Volatiles	Analytical Method: EPA 8260D Preparation Method: EPA 5035A/5030B Pace Analytical Services - Charlotte								
Acetone	ND	ug/kg	177	56.7	1	07/02/21 09:42	07/02/21 14:53	67-64-1	
Benzene	ND	ug/kg	8.8	3.5	1	07/02/21 09:42	07/02/21 14:53	71-43-2	
Bromobenzene	ND	ug/kg	8.8	2.9	1	07/02/21 09:42	07/02/21 14:53	108-86-1	
Bromochloromethane	ND	ug/kg	8.8	2.6	1	07/02/21 09:42	07/02/21 14:53	74-97-5	
Bromodichloromethane	ND	ug/kg	8.8	3.4	1	07/02/21 09:42	07/02/21 14:53	75-27-4	
Bromoform	ND	ug/kg	8.8	3.1	1	07/02/21 09:42	07/02/21 14:53	75-25-2	
Bromomethane	ND	ug/kg	17.7	14.0	1	07/02/21 09:42	07/02/21 14:53	74-83-9	IK
2-Butanone (MEK)	ND	ug/kg	177	42.4	1	07/02/21 09:42	07/02/21 14:53	78-93-3	
n-Butylbenzene	ND	ug/kg	8.8	4.2	1	07/02/21 09:42	07/02/21 14:53	104-51-8	
sec-Butylbenzene	ND	ug/kg	8.8	3.9	1	07/02/21 09:42	07/02/21 14:53	135-98-8	
tert-Butylbenzene	ND	ug/kg	8.8	3.1	1	07/02/21 09:42	07/02/21 14:53	98-06-6	
Carbon tetrachloride	ND	ug/kg	8.8	3.3	1	07/02/21 09:42	07/02/21 14:53	56-23-5	
Chlorobenzene	ND	ug/kg	8.8	1.7	1	07/02/21 09:42	07/02/21 14:53	108-90-7	
Chloroethane	ND	ug/kg	17.7	6.8	1	07/02/21 09:42	07/02/21 14:53	75-00-3	
Chloroform	ND	ug/kg	8.8	5.4	1	07/02/21 09:42	07/02/21 14:53	67-66-3	
Chloromethane	ND	ug/kg	17.7	7.4	1	07/02/21 09:42	07/02/21 14:53	74-87-3	
2-Chlorotoluene	ND	ug/kg	8.8	3.1	1	07/02/21 09:42	07/02/21 14:53	95-49-8	
4-Chlorotoluene	ND	ug/kg	8.8	1.6	1	07/02/21 09:42	07/02/21 14:53	106-43-4	
1,2-Dibromo-3-chloropropane	ND	ug/kg	8.8	3.4	1	07/02/21 09:42	07/02/21 14:53	96-12-8	
Dibromochloromethane	ND	ug/kg	8.8	5.0	1	07/02/21 09:42	07/02/21 14:53	124-48-1	
1,2-Dibromoethane (EDB)	ND	ug/kg	8.8	3.9	1	07/02/21 09:42	07/02/21 14:53	106-93-4	
Dibromomethane	ND	ug/kg	8.8	1.9	1	07/02/21 09:42	07/02/21 14:53	74-95-3	
1,2-Dichlorobenzene	ND	ug/kg	8.8	3.2	1	07/02/21 09:42	07/02/21 14:53	95-50-1	
1,3-Dichlorobenzene	ND	ug/kg	8.8	2.7	1	07/02/21 09:42	07/02/21 14:53	541-73-1	
1,4-Dichlorobenzene	ND	ug/kg	8.8	2.3	1	07/02/21 09:42	07/02/21 14:53	106-46-7	
Dichlorodifluoromethane	ND	ug/kg	17.7	3.8	1	07/02/21 09:42	07/02/21 14:53	75-71-8	
1,1-Dichloroethane	ND	ug/kg	8.8	3.6	1	07/02/21 09:42	07/02/21 14:53	75-34-3	
1,2-Dichloroethane	ND	ug/kg	8.8	5.8	1	07/02/21 09:42	07/02/21 14:53	107-06-2	
1,1-Dichloroethene	ND	ug/kg	8.8	3.6	1	07/02/21 09:42	07/02/21 14:53	75-35-4	
cis-1,2-Dichloroethene	ND	ug/kg	8.8	3.0	1	07/02/21 09:42	07/02/21 14:53	156-59-2	
trans-1,2-Dichloroethene	ND	ug/kg	8.8	3.1	1	07/02/21 09:42	07/02/21 14:53	156-60-5	
1,2-Dichloropropane	ND	ug/kg	8.8	2.7	1	07/02/21 09:42	07/02/21 14:53	78-87-5	
1,3-Dichloropropane	ND	ug/kg	8.8	2.8	1	07/02/21 09:42	07/02/21 14:53	142-28-9	
2,2-Dichloropropane	ND	ug/kg	8.8	2.9	1	07/02/21 09:42	07/02/21 14:53	594-20-7	

REPORT OF LABORATORY ANALYSIS

This report shall not be reproduced, except in full,
without the written consent of Pace Analytical Services, LLC.

Pace Analytical Services, LLC
9800 Kincey Ave. Suite 100
Huntersville, NC 28078
(704)875-9092

ANALYTICAL RESULTS

Project: CPC Huntersville/2020-L1-2448
Pace Project No.: 92547126

Sample: AC9(0-2) **Lab ID: 92547126004** Collected: 06/29/21 10:00 Received: 06/30/21 06:40 Matrix: Solid

Results reported on a "dry weight" basis and are adjusted for percent moisture, sample size and any dilutions.

Parameters	Results	Units	Report Limit	MDL	DF	Prepared	Analyzed	CAS No.	Qual
8260D/5035A/5030B Volatiles	Analytical Method: EPA 8260D Preparation Method: EPA 5035A/5030B Pace Analytical Services - Charlotte								
1,1-Dichloropropene	ND	ug/kg	8.8	4.2	1	07/02/21 09:42	07/02/21 14:53	563-58-6	
cis-1,3-Dichloropropene	ND	ug/kg	8.8	2.4	1	07/02/21 09:42	07/02/21 14:53	10061-01-5	
trans-1,3-Dichloropropene	ND	ug/kg	8.8	3.0	1	07/02/21 09:42	07/02/21 14:53	10061-02-6	
Diisopropyl ether	ND	ug/kg	8.8	2.4	1	07/02/21 09:42	07/02/21 14:53	108-20-3	
Ethylbenzene	ND	ug/kg	8.8	4.1	1	07/02/21 09:42	07/02/21 14:53	100-41-4	
Hexachloro-1,3-butadiene	ND	ug/kg	17.7	14.5	1	07/02/21 09:42	07/02/21 14:53	87-68-3	
2-Hexanone	ND	ug/kg	88.4	8.5	1	07/02/21 09:42	07/02/21 14:53	591-78-6	
Isopropylbenzene (Cumene)	ND	ug/kg	8.8	3.0	1	07/02/21 09:42	07/02/21 14:53	98-82-8	
p-Isopropyltoluene	ND	ug/kg	8.8	4.3	1	07/02/21 09:42	07/02/21 14:53	99-87-6	
Methylene Chloride	ND	ug/kg	35.3	24.2	1	07/02/21 09:42	07/02/21 14:53	75-09-2	
4-Methyl-2-pentanone (MIBK)	ND	ug/kg	88.4	8.5	1	07/02/21 09:42	07/02/21 14:53	108-10-1	
Methyl-tert-butyl ether	ND	ug/kg	8.8	3.3	1	07/02/21 09:42	07/02/21 14:53	1634-04-4	
Naphthalene	ND	ug/kg	8.8	4.6	1	07/02/21 09:42	07/02/21 14:53	91-20-3	
n-Propylbenzene	ND	ug/kg	8.8	3.1	1	07/02/21 09:42	07/02/21 14:53	103-65-1	
Styrene	ND	ug/kg	8.8	2.3	1	07/02/21 09:42	07/02/21 14:53	100-42-5	
1,1,1,2-Tetrachloroethane	ND	ug/kg	8.8	3.4	1	07/02/21 09:42	07/02/21 14:53	630-20-6	
1,1,2,2-Tetrachloroethane	ND	ug/kg	8.8	2.3	1	07/02/21 09:42	07/02/21 14:53	79-34-5	
Tetrachloroethene	ND	ug/kg	8.8	2.8	1	07/02/21 09:42	07/02/21 14:53	127-18-4	
Toluene	**4.7J**	ug/kg	8.8	2.5	1	07/02/21 09:42	07/02/21 14:53	108-88-3	C7
1,2,3-Trichlorobenzene	ND	ug/kg	8.8	7.1	1	07/02/21 09:42	07/02/21 14:53	87-61-6	
1,2,4-Trichlorobenzene	ND	ug/kg	8.8	7.4	1	07/02/21 09:42	07/02/21 14:53	120-82-1	
1,1,1-Trichloroethane	ND	ug/kg	8.8	4.6	1	07/02/21 09:42	07/02/21 14:53	71-55-6	
1,1,2-Trichloroethane	ND	ug/kg	8.8	2.9	1	07/02/21 09:42	07/02/21 14:53	79-00-5	
Trichloroethene	ND	ug/kg	8.8	2.3	1	07/02/21 09:42	07/02/21 14:53	79-01-6	
Trichlorofluoromethane	ND	ug/kg	8.8	4.9	1	07/02/21 09:42	07/02/21 14:53	75-69-4	
1,2,3-Trichloropropane	ND	ug/kg	8.8	4.5	1	07/02/21 09:42	07/02/21 14:53	96-18-4	
1,2,4-Trimethylbenzene	ND	ug/kg	8.8	2.4	1	07/02/21 09:42	07/02/21 14:53	95-63-6	
1,3,5-Trimethylbenzene	ND	ug/kg	8.8	3.0	1	07/02/21 09:42	07/02/21 14:53	108-67-8	
Vinyl acetate	ND	ug/kg	88.4	6.4	1	07/02/21 09:42	07/02/21 14:53	108-05-4	
Vinyl chloride	ND	ug/kg	17.7	4.5	1	07/02/21 09:42	07/02/21 14:53	75-01-4	
Xylene (Total)	ND	ug/kg	17.7	5.0	1	07/02/21 09:42	07/02/21 14:53	1330-20-7	
m&p-Xylene	ND	ug/kg	17.7	6.0	1	07/02/21 09:42	07/02/21 14:53	179601-23-1	
o-Xylene	ND	ug/kg	8.8	3.9	1	07/02/21 09:42	07/02/21 14:53	95-47-6	
Surrogates									
Toluene-d8 (S)	102	%	70-130		1	07/02/21 09:42	07/02/21 14:53	2037-26-5	
4-Bromofluorobenzene (S)	99	%	69-134		1	07/02/21 09:42	07/02/21 14:53	460-00-4	
1,2-Dichloroethane-d4 (S)	109	%	70-130		1	07/02/21 09:42	07/02/21 14:53	17060-07-0	
Percent Moisture	Analytical Method: SW-846 Pace Analytical Services - Charlotte								
Percent Moisture	**21.4**	%	0.10	0.10	1		06/30/21 17:23		N2

REPORT OF LABORATORY ANALYSIS

This report shall not be reproduced, except in full,
without the written consent of Pace Analytical Services, LLC.

Pace Analytical Services, LLC
9800 Kincey Ave. Suite 100
Huntersville, NC 28078
(704)875-9092

ANALYTICAL RESULTS

Project: CPC Huntersville/2020-L1-2448
Pace Project No.: 92547126

Sample: AC9(24-26) **Lab ID: 92547126005** Collected: 06/29/21 10:05 Received: 06/30/21 06:40 Matrix: Solid

Results reported on a "dry weight" basis and are adjusted for percent moisture, sample size and any dilutions.

Parameters	Results	Units	Report Limit	MDL	DF	Prepared	Analyzed	CAS No.	Qual
VPH NC Soil	Analytical Method: MADEP VPH Preparation Method: MADEP VPH Pace Analytical Services - Charlotte								
Total VPH (C5-C12)	ND	mg/kg	3.2	3.2	1	07/01/21 13:06	07/02/21 03:16		N2
Aliphatic (C05-C08)	ND	mg/kg	3.2	3.2	1	07/01/21 13:06	07/02/21 03:16		N2
Aliphatic(C09-C12) Adjusted	ND	mg/kg	3.2	3.2	1	07/01/21 13:06	07/02/21 03:16		N2
Aromatic (C09-C10)	ND	mg/kg	3.2	3.2	1	07/01/21 13:06	07/02/21 03:16		N2
Surrogates									
4-Bromofluorobenzene (FID) (S)	103	%	70-130		1	07/01/21 13:06	07/02/21 03:16	460-00-4	
4-Bromofluorobenzene (PID) (S)	103	%	70-130		1	07/01/21 13:06	07/02/21 03:16	460-00-4	
8260D/5035A/5030B Volatiles	Analytical Method: EPA 8260D Preparation Method: EPA 5035A/5030B Pace Analytical Services - Charlotte								
Acetone	**164**	ug/kg	134	43.2	1	06/30/21 18:04	07/01/21 13:50	67-64-1	C9
Benzene	**31.2**	ug/kg	6.7	2.7	1	06/30/21 18:04	07/01/21 13:50	71-43-2	
Bromobenzene	ND	ug/kg	6.7	2.2	1	06/30/21 18:04	07/01/21 13:50	108-86-1	
Bromochloromethane	ND	ug/kg	6.7	2.0	1	06/30/21 18:04	07/01/21 13:50	74-97-5	
Bromodichloromethane	ND	ug/kg	6.7	2.6	1	06/30/21 18:04	07/01/21 13:50	75-27-4	
Bromoform	ND	ug/kg	6.7	2.4	1	06/30/21 18:04	07/01/21 13:50	75-25-2	
Bromomethane	ND	ug/kg	13.4	10.6	1	06/30/21 18:04	07/01/21 13:50	74-83-9	IK,v1
2-Butanone (MEK)	ND	ug/kg	134	32.3	1	06/30/21 18:04	07/01/21 13:50	78-93-3	
n-Butylbenzene	ND	ug/kg	6.7	3.2	1	06/30/21 18:04	07/01/21 13:50	104-51-8	
sec-Butylbenzene	ND	ug/kg	6.7	3.0	1	06/30/21 18:04	07/01/21 13:50	135-98-8	
tert-Butylbenzene	ND	ug/kg	6.7	2.4	1	06/30/21 18:04	07/01/21 13:50	98-06-6	
Carbon tetrachloride	ND	ug/kg	6.7	2.5	1	06/30/21 18:04	07/01/21 13:50	56-23-5	
Chlorobenzene	ND	ug/kg	6.7	1.3	1	06/30/21 18:04	07/01/21 13:50	108-90-7	
Chloroethane	ND	ug/kg	13.4	5.2	1	06/30/21 18:04	07/01/21 13:50	75-00-3	
Chloroform	ND	ug/kg	6.7	4.1	1	06/30/21 18:04	07/01/21 13:50	67-66-3	
Chloromethane	ND	ug/kg	13.4	5.6	1	06/30/21 18:04	07/01/21 13:50	74-87-3	
2-Chlorotoluene	ND	ug/kg	6.7	2.4	1	06/30/21 18:04	07/01/21 13:50	95-49-8	
4-Chlorotoluene	ND	ug/kg	6.7	1.2	1	06/30/21 18:04	07/01/21 13:50	106-43-4	
1,2-Dibromo-3-chloropropane	ND	ug/kg	6.7	2.6	1	06/30/21 18:04	07/01/21 13:50	96-12-8	
Dibromochloromethane	ND	ug/kg	6.7	3.8	1	06/30/21 18:04	07/01/21 13:50	124-48-1	
1,2-Dibromoethane (EDB)	ND	ug/kg	6.7	3.0	1	06/30/21 18:04	07/01/21 13:50	106-93-4	
Dibromomethane	ND	ug/kg	6.7	1.4	1	06/30/21 18:04	07/01/21 13:50	74-95-3	
1,2-Dichlorobenzene	ND	ug/kg	6.7	2.4	1	06/30/21 18:04	07/01/21 13:50	95-50-1	
1,3-Dichlorobenzene	ND	ug/kg	6.7	2.1	1	06/30/21 18:04	07/01/21 13:50	541-73-1	
1,4-Dichlorobenzene	ND	ug/kg	6.7	1.7	1	06/30/21 18:04	07/01/21 13:50	106-46-7	
Dichlorodifluoromethane	ND	ug/kg	13.4	2.9	1	06/30/21 18:04	07/01/21 13:50	75-71-8	
1,1-Dichloroethane	ND	ug/kg	6.7	2.8	1	06/30/21 18:04	07/01/21 13:50	75-34-3	
1,2-Dichloroethane	ND	ug/kg	6.7	4.5	1	06/30/21 18:04	07/01/21 13:50	107-06-2	
1,1-Dichloroethene	ND	ug/kg	6.7	2.8	1	06/30/21 18:04	07/01/21 13:50	75-35-4	
cis-1,2-Dichloroethene	ND	ug/kg	6.7	2.3	1	06/30/21 18:04	07/01/21 13:50	156-59-2	
trans-1,2-Dichloroethene	ND	ug/kg	6.7	2.4	1	06/30/21 18:04	07/01/21 13:50	156-60-5	
1,2-Dichloropropane	ND	ug/kg	6.7	2.0	1	06/30/21 18:04	07/01/21 13:50	78-87-5	
1,3-Dichloropropane	ND	ug/kg	6.7	2.1	1	06/30/21 18:04	07/01/21 13:50	142-28-9	
2,2-Dichloropropane	ND	ug/kg	6.7	2.2	1	06/30/21 18:04	07/01/21 13:50	594-20-7	

REPORT OF LABORATORY ANALYSIS

This report shall not be reproduced, except in full,
without the written consent of Pace Analytical Services, LLC.

Pace Analytical Services, LLC
9800 Kincey Ave. Suite 100
Huntersville, NC 28078
(704)875-9092

ANALYTICAL RESULTS

Project: CPC Huntersville/2020-L1-2448
Pace Project No.: 92547126

Sample: AC9(24-26) **Lab ID: 92547126005** Collected: 06/29/21 10:05 Received: 06/30/21 06:40 Matrix: Solid

Results reported on a "dry weight" basis and are adjusted for percent moisture, sample size and any dilutions.

Parameters	Results	Units	Report Limit	MDL	DF	Prepared	Analyzed	CAS No.	Qual
8260D/5035A/5030B Volatiles	Analytical Method: EPA 8260D Preparation Method: EPA 5035A/5030B Pace Analytical Services - Charlotte								
1,1-Dichloropropene	ND	ug/kg	6.7	3.2	1	06/30/21 18:04	07/01/21 13:50	563-58-6	
cis-1,3-Dichloropropene	ND	ug/kg	6.7	1.8	1	06/30/21 18:04	07/01/21 13:50	10061-01-5	
trans-1,3-Dichloropropene	ND	ug/kg	6.7	2.3	1	06/30/21 18:04	07/01/21 13:50	10061-02-6	
Diisopropyl ether	**8.6**	ug/kg	6.7	1.8	1	06/30/21 18:04	07/01/21 13:50	108-20-3	
Ethylbenzene	**6.7J**	ug/kg	6.7	3.1	1	06/30/21 18:04	07/01/21 13:50	100-41-4	
Hexachloro-1,3-butadiene	ND	ug/kg	13.4	11.0	1	06/30/21 18:04	07/01/21 13:50	87-68-3	
2-Hexanone	ND	ug/kg	67.2	6.5	1	06/30/21 18:04	07/01/21 13:50	591-78-6	
Isopropylbenzene (Cumene)	ND	ug/kg	6.7	2.3	1	06/30/21 18:04	07/01/21 13:50	98-82-8	
p-Isopropyltoluene	ND	ug/kg	6.7	3.3	1	06/30/21 18:04	07/01/21 13:50	99-87-6	
Methylene Chloride	ND	ug/kg	26.9	18.4	1	06/30/21 18:04	07/01/21 13:50	75-09-2	
4-Methyl-2-pentanone (MIBK)	ND	ug/kg	67.2	6.5	1	06/30/21 18:04	07/01/21 13:50	108-10-1	
Methyl-tert-butyl ether	ND	ug/kg	6.7	2.5	1	06/30/21 18:04	07/01/21 13:50	1634-04-4	
Naphthalene	**14.6**	ug/kg	6.7	3.5	1	06/30/21 18:04	07/01/21 13:50	91-20-3	
n-Propylbenzene	ND	ug/kg	6.7	2.4	1	06/30/21 18:04	07/01/21 13:50	103-65-1	
Styrene	ND	ug/kg	6.7	1.8	1	06/30/21 18:04	07/01/21 13:50	100-42-5	
1,1,1,2-Tetrachloroethane	ND	ug/kg	6.7	2.6	1	06/30/21 18:04	07/01/21 13:50	630-20-6	
1,1,2,2-Tetrachloroethane	ND	ug/kg	6.7	1.8	1	06/30/21 18:04	07/01/21 13:50	79-34-5	
Tetrachloroethene	ND	ug/kg	6.7	2.1	1	06/30/21 18:04	07/01/21 13:50	127-18-4	
Toluene	**84.8**	ug/kg	6.7	1.9	1	06/30/21 18:04	07/01/21 13:50	108-88-3	
1,2,3-Trichlorobenzene	ND	ug/kg	6.7	5.4	1	06/30/21 18:04	07/01/21 13:50	87-61-6	
1,2,4-Trichlorobenzene	ND	ug/kg	6.7	5.6	1	06/30/21 18:04	07/01/21 13:50	120-82-1	
1,1,1-Trichloroethane	ND	ug/kg	6.7	3.5	1	06/30/21 18:04	07/01/21 13:50	71-55-6	
1,1,2-Trichloroethane	ND	ug/kg	6.7	2.2	1	06/30/21 18:04	07/01/21 13:50	79-00-5	
Trichloroethene	ND	ug/kg	6.7	1.7	1	06/30/21 18:04	07/01/21 13:50	79-01-6	
Trichlorofluoromethane	ND	ug/kg	6.7	3.7	1	06/30/21 18:04	07/01/21 13:50	75-69-4	
1,2,3-Trichloropropane	ND	ug/kg	6.7	3.4	1	06/30/21 18:04	07/01/21 13:50	96-18-4	
1,2,4-Trimethylbenzene	**18.1**	ug/kg	6.7	1.8	1	06/30/21 18:04	07/01/21 13:50	95-63-6	
1,3,5-Trimethylbenzene	**5.2J**	ug/kg	6.7	2.3	1	06/30/21 18:04	07/01/21 13:50	108-67-8	
Vinyl acetate	ND	ug/kg	67.2	4.9	1	06/30/21 18:04	07/01/21 13:50	108-05-4	
Vinyl chloride	ND	ug/kg	13.4	3.4	1	06/30/21 18:04	07/01/21 13:50	75-01-4	
Xylene (Total)	**52.1**	ug/kg	13.4	3.8	1	06/30/21 18:04	07/01/21 13:50	1330-20-7	
m&p-Xylene	**33.5**	ug/kg	13.4	4.6	1	06/30/21 18:04	07/01/21 13:50	179601-23-1	
o-Xylene	**18.6**	ug/kg	6.7	3.0	1	06/30/21 18:04	07/01/21 13:50	95-47-6	
Surrogates									
Toluene-d8 (S)	102	%	70-130		1	06/30/21 18:04	07/01/21 13:50	2037-26-5	
4-Bromofluorobenzene (S)	97	%	69-134		1	06/30/21 18:04	07/01/21 13:50	460-00-4	
1,2-Dichloroethane-d4 (S)	107	%	70-130		1	06/30/21 18:04	07/01/21 13:50	17060-07-0	
Percent Moisture	Analytical Method: SW-846 Pace Analytical Services - Charlotte								
Percent Moisture	**11.6**	%	0.10	0.10	1		06/30/21 17:23		N2

REPORT OF LABORATORY ANALYSIS

This report shall not be reproduced, except in full,
without the written consent of Pace Analytical Services, LLC.

Pace Analytical Services, LLC
9800 Kincey Ave. Suite 100
Huntersville, NC 28078
(704)875-9092

ANALYTICAL RESULTS

Project: CPC Huntersville/2020-L1-2448
Pace Project No.: 92547126

Sample: AC9(26-28) **Lab ID: 92547126006** Collected: 06/29/21 10:10 Received: 06/30/21 06:40 Matrix: Solid

Results reported on a "dry weight" basis and are adjusted for percent moisture, sample size and any dilutions.

Parameters	Results	Units	Report Limit	MDL	DF	Prepared	Analyzed	CAS No.	Qual
VPH NC Soil	Analytical Method: MADEP VPH Preparation Method: MADEP VPH Pace Analytical Services - Charlotte								
Total VPH (C5-C12)	**19.4**	mg/kg	3.1	3.1	1	07/01/21 13:06	07/02/21 03:44		N2
Aliphatic (C05-C08)	**8.6**	mg/kg	3.1	3.1	1	07/01/21 13:06	07/02/21 03:44		N2
Aliphatic(C09-C12) Adjusted	**7.9**	mg/kg	3.1	3.1	1	07/01/21 13:06	07/02/21 03:44		N2
Aromatic (C09-C10)	ND	mg/kg	3.1	3.1	1	07/01/21 13:06	07/02/21 03:44		N2
Surrogates									
4-Bromofluorobenzene (FID) (S)	104	%	70-130		1	07/01/21 13:06	07/02/21 03:44	460-00-4	
4-Bromofluorobenzene (PID) (S)	100	%	70-130		1	07/01/21 13:06	07/02/21 03:44	460-00-4	
8260D/5035A/5030B Volatiles	Analytical Method: EPA 8260D Preparation Method: EPA 5035A/5030B Pace Analytical Services - Charlotte								
Acetone	**143**	ug/kg	112	36.1	1	06/30/21 18:04	07/01/21 14:09	67-64-1	C9
Benzene	**69.9**	ug/kg	5.6	2.2	1	06/30/21 18:04	07/01/21 14:09	71-43-2	
Bromobenzene	ND	ug/kg	5.6	1.8	1	06/30/21 18:04	07/01/21 14:09	108-86-1	
Bromochloromethane	ND	ug/kg	5.6	1.7	1	06/30/21 18:04	07/01/21 14:09	74-97-5	
Bromodichloromethane	ND	ug/kg	5.6	2.2	1	06/30/21 18:04	07/01/21 14:09	75-27-4	
Bromoform	ND	ug/kg	5.6	2.0	1	06/30/21 18:04	07/01/21 14:09	75-25-2	
Bromomethane	ND	ug/kg	11.2	8.9	1	06/30/21 18:04	07/01/21 14:09	74-83-9	IK,v1
2-Butanone (MEK)	ND	ug/kg	112	27.0	1	06/30/21 18:04	07/01/21 14:09	78-93-3	
n-Butylbenzene	ND	ug/kg	5.6	2.7	1	06/30/21 18:04	07/01/21 14:09	104-51-8	
sec-Butylbenzene	ND	ug/kg	5.6	2.5	1	06/30/21 18:04	07/01/21 14:09	135-98-8	
tert-Butylbenzene	ND	ug/kg	5.6	2.0	1	06/30/21 18:04	07/01/21 14:09	98-06-6	
Carbon tetrachloride	ND	ug/kg	5.6	2.1	1	06/30/21 18:04	07/01/21 14:09	56-23-5	
Chlorobenzene	ND	ug/kg	5.6	1.1	1	06/30/21 18:04	07/01/21 14:09	108-90-7	
Chloroethane	ND	ug/kg	11.2	4.3	1	06/30/21 18:04	07/01/21 14:09	75-00-3	
Chloroform	ND	ug/kg	5.6	3.4	1	06/30/21 18:04	07/01/21 14:09	67-66-3	
Chloromethane	ND	ug/kg	11.2	4.7	1	06/30/21 18:04	07/01/21 14:09	74-87-3	
2-Chlorotoluene	ND	ug/kg	5.6	2.0	1	06/30/21 18:04	07/01/21 14:09	95-49-8	
4-Chlorotoluene	ND	ug/kg	5.6	0.99	1	06/30/21 18:04	07/01/21 14:09	106-43-4	
1,2-Dibromo-3-chloropropane	ND	ug/kg	5.6	2.2	1	06/30/21 18:04	07/01/21 14:09	96-12-8	
Dibromochloromethane	ND	ug/kg	5.6	3.2	1	06/30/21 18:04	07/01/21 14:09	124-48-1	
1,2-Dibromoethane (EDB)	ND	ug/kg	5.6	2.5	1	06/30/21 18:04	07/01/21 14:09	106-93-4	
Dibromomethane	ND	ug/kg	5.6	1.2	1	06/30/21 18:04	07/01/21 14:09	74-95-3	
1,2-Dichlorobenzene	ND	ug/kg	5.6	2.0	1	06/30/21 18:04	07/01/21 14:09	95-50-1	
1,3-Dichlorobenzene	ND	ug/kg	5.6	1.7	1	06/30/21 18:04	07/01/21 14:09	541-73-1	
1,4-Dichlorobenzene	ND	ug/kg	5.6	1.5	1	06/30/21 18:04	07/01/21 14:09	106-46-7	
Dichlorodifluoromethane	ND	ug/kg	11.2	2.4	1	06/30/21 18:04	07/01/21 14:09	75-71-8	
1,1-Dichloroethane	ND	ug/kg	5.6	2.3	1	06/30/21 18:04	07/01/21 14:09	75-34-3	
1,2-Dichloroethane	ND	ug/kg	5.6	3.7	1	06/30/21 18:04	07/01/21 14:09	107-06-2	
1,1-Dichloroethene	ND	ug/kg	5.6	2.3	1	06/30/21 18:04	07/01/21 14:09	75-35-4	
cis-1,2-Dichloroethene	ND	ug/kg	5.6	1.9	1	06/30/21 18:04	07/01/21 14:09	156-59-2	
trans-1,2-Dichloroethene	ND	ug/kg	5.6	2.0	1	06/30/21 18:04	07/01/21 14:09	156-60-5	
1,2-Dichloropropane	ND	ug/kg	5.6	1.7	1	06/30/21 18:04	07/01/21 14:09	78-87-5	
1,3-Dichloropropane	ND	ug/kg	5.6	1.8	1	06/30/21 18:04	07/01/21 14:09	142-28-9	
2,2-Dichloropropane	ND	ug/kg	5.6	1.8	1	06/30/21 18:04	07/01/21 14:09	594-20-7	

REPORT OF LABORATORY ANALYSIS

This report shall not be reproduced, except in full,
without the written consent of Pace Analytical Services, LLC.

Pace Analytical Services, LLC
9800 Kincey Ave. Suite 100
Huntersville, NC 28078
(704)875-9092

ANALYTICAL RESULTS

Project: CPC Huntersville/2020-L1-2448
Pace Project No.: 92547126

Sample: AC9(26-28) **Lab ID: 92547126006** Collected: 06/29/21 10:10 Received: 06/30/21 06:40 Matrix: Solid

Results reported on a "dry weight" basis and are adjusted for percent moisture, sample size and any dilutions.

Parameters	Results	Units	Report Limit	MDL	DF	Prepared	Analyzed	CAS No.	Qual
8260D/5035A/5030B Volatiles	Analytical Method: EPA 8260D Preparation Method: EPA 5035A/5030B Pace Analytical Services - Charlotte								
1,1-Dichloropropene	ND	ug/kg	5.6	2.7	1	06/30/21 18:04	07/01/21 14:09	563-58-6	
cis-1,3-Dichloropropene	ND	ug/kg	5.6	1.5	1	06/30/21 18:04	07/01/21 14:09	10061-01-5	
trans-1,3-Dichloropropene	ND	ug/kg	5.6	1.9	1	06/30/21 18:04	07/01/21 14:09	10061-02-6	
Diisopropyl ether	**19.4**	ug/kg	5.6	1.5	1	06/30/21 18:04	07/01/21 14:09	108-20-3	
Ethylbenzene	**177**	ug/kg	5.6	2.6	1	06/30/21 18:04	07/01/21 14:09	100-41-4	
Hexachloro-1,3-butadiene	ND	ug/kg	11.2	9.2	1	06/30/21 18:04	07/01/21 14:09	87-68-3	
2-Hexanone	ND	ug/kg	56.2	5.4	1	06/30/21 18:04	07/01/21 14:09	591-78-6	
Isopropylbenzene (Cumene)	ND	ug/kg	5.6	1.9	1	06/30/21 18:04	07/01/21 14:09	98-82-8	
p-Isopropyltoluene	ND	ug/kg	5.6	2.8	1	06/30/21 18:04	07/01/21 14:09	99-87-6	
Methylene Chloride	ND	ug/kg	22.5	15.4	1	06/30/21 18:04	07/01/21 14:09	75-09-2	
4-Methyl-2-pentanone (MIBK)	ND	ug/kg	56.2	5.4	1	06/30/21 18:04	07/01/21 14:09	108-10-1	
Methyl-tert-butyl ether	**4.9J**	ug/kg	5.6	2.1	1	06/30/21 18:04	07/01/21 14:09	1634-04-4	
Naphthalene	**285**	ug/kg	5.6	3.0	1	06/30/21 18:04	07/01/21 14:09	91-20-3	
n-Propylbenzene	ND	ug/kg	5.6	2.0	1	06/30/21 18:04	07/01/21 14:09	103-65-1	
Styrene	ND	ug/kg	5.6	1.5	1	06/30/21 18:04	07/01/21 14:09	100-42-5	
1,1,1,2-Tetrachloroethane	ND	ug/kg	5.6	2.2	1	06/30/21 18:04	07/01/21 14:09	630-20-6	
1,1,2,2-Tetrachloroethane	ND	ug/kg	5.6	1.5	1	06/30/21 18:04	07/01/21 14:09	79-34-5	
Tetrachloroethene	ND	ug/kg	5.6	1.8	1	06/30/21 18:04	07/01/21 14:09	127-18-4	
Toluene	**543**	ug/kg	5.6	1.6	1	06/30/21 18:04	07/01/21 14:09	108-88-3	
1,2,3-Trichlorobenzene	ND	ug/kg	5.6	4.5	1	06/30/21 18:04	07/01/21 14:09	87-61-6	
1,2,4-Trichlorobenzene	ND	ug/kg	5.6	4.7	1	06/30/21 18:04	07/01/21 14:09	120-82-1	
1,1,1-Trichloroethane	ND	ug/kg	5.6	2.9	1	06/30/21 18:04	07/01/21 14:09	71-55-6	
1,1,2-Trichloroethane	ND	ug/kg	5.6	1.9	1	06/30/21 18:04	07/01/21 14:09	79-00-5	
Trichloroethene	ND	ug/kg	5.6	1.4	1	06/30/21 18:04	07/01/21 14:09	79-01-6	
Trichlorofluoromethane	ND	ug/kg	5.6	3.1	1	06/30/21 18:04	07/01/21 14:09	75-69-4	
1,2,3-Trichloropropane	ND	ug/kg	5.6	2.8	1	06/30/21 18:04	07/01/21 14:09	96-18-4	
1,2,4-Trimethylbenzene	**695**	ug/kg	5.6	1.5	1	06/30/21 18:04	07/01/21 14:09	95-63-6	
1,3,5-Trimethylbenzene	**202**	ug/kg	5.6	1.9	1	06/30/21 18:04	07/01/21 14:09	108-67-8	
Vinyl acetate	ND	ug/kg	56.2	4.1	1	06/30/21 18:04	07/01/21 14:09	108-05-4	
Vinyl chloride	ND	ug/kg	11.2	2.9	1	06/30/21 18:04	07/01/21 14:09	75-01-4	
Xylene (Total)	**936**	ug/kg	11.2	3.2	1	06/30/21 18:04	07/01/21 14:09	1330-20-7	
m&p-Xylene	**630**	ug/kg	11.2	3.8	1	06/30/21 18:04	07/01/21 14:09	179601-23-1	
o-Xylene	**305**	ug/kg	5.6	2.5	1	06/30/21 18:04	07/01/21 14:09	95-47-6	
Surrogates									
Toluene-d8 (S)	101	%	70-130		1	06/30/21 18:04	07/01/21 14:09	2037-26-5	
4-Bromofluorobenzene (S)	97	%	69-134		1	06/30/21 18:04	07/01/21 14:09	460-00-4	
1,2-Dichloroethane-d4 (S)	112	%	70-130		1	06/30/21 18:04	07/01/21 14:09	17060-07-0	
Percent Moisture	Analytical Method: SW-846 Pace Analytical Services - Charlotte								
Percent Moisture	**7.7**	%	0.10	0.10	1		06/30/21 17:23		N2

REPORT OF LABORATORY ANALYSIS

This report shall not be reproduced, except in full,
without the written consent of Pace Analytical Services, LLC.

Pace Analytical Services, LLC
9800 Kincey Ave. Suite 100
Huntersville, NC 28078
(704)875-9092

ANALYTICAL RESULTS

Project: CPC Huntersville/2020-L1-2448
Pace Project No.: 92547126

Sample: AB9(0-2) **Lab ID: 92547126007** Collected: 06/29/21 11:20 Received: 06/30/21 06:40 Matrix: Solid

Results reported on a "dry weight" basis and are adjusted for percent moisture, sample size and any dilutions.

Parameters	Results	Units	Report Limit	MDL	DF	Prepared	Analyzed	CAS No.	Qual
VPH NC Soil	Analytical Method: MADEP VPH Preparation Method: MADEP VPH Pace Analytical Services - Charlotte								
Total VPH (C5-C12)	ND	mg/kg	5.3	5.3	1	07/01/21 13:06	07/02/21 04:12		N2
Aliphatic (C05-C08)	ND	mg/kg	5.3	5.3	1	07/01/21 13:06	07/02/21 04:12		N2
Aliphatic(C09-C12) Adjusted	ND	mg/kg	5.3	5.3	1	07/01/21 13:06	07/02/21 04:12		N2
Aromatic (C09-C10)	ND	mg/kg	5.3	5.3	1	07/01/21 13:06	07/02/21 04:12		N2
Surrogates									
4-Bromofluorobenzene (FID) (S)	103	%	70-130		1	07/01/21 13:06	07/02/21 04:12	460-00-4	
4-Bromofluorobenzene (PID) (S)	102	%	70-130		1	07/01/21 13:06	07/02/21 04:12	460-00-4	
8260D/5035A/5030B Volatiles	Analytical Method: EPA 8260D Preparation Method: EPA 5035A/5030B Pace Analytical Services - Charlotte								
Acetone	ND	ug/kg	204	65.5	1	06/30/21 18:04	07/01/21 14:28	67-64-1	
Benzene	ND	ug/kg	10.2	4.1	1	06/30/21 18:04	07/01/21 14:28	71-43-2	
Bromobenzene	ND	ug/kg	10.2	3.3	1	06/30/21 18:04	07/01/21 14:28	108-86-1	
Bromochloromethane	ND	ug/kg	10.2	3.0	1	06/30/21 18:04	07/01/21 14:28	74-97-5	
Bromodichloromethane	ND	ug/kg	10.2	3.9	1	06/30/21 18:04	07/01/21 14:28	75-27-4	
Bromoform	ND	ug/kg	10.2	3.6	1	06/30/21 18:04	07/01/21 14:28	75-25-2	
Bromomethane	ND	ug/kg	20.4	16.1	1	06/30/21 18:04	07/01/21 14:28	74-83-9	IK,v1
2-Butanone (MEK)	ND	ug/kg	204	49.0	1	06/30/21 18:04	07/01/21 14:28	78-93-3	
n-Butylbenzene	ND	ug/kg	10.2	4.8	1	06/30/21 18:04	07/01/21 14:28	104-51-8	
sec-Butylbenzene	ND	ug/kg	10.2	4.5	1	06/30/21 18:04	07/01/21 14:28	135-98-8	
tert-Butylbenzene	ND	ug/kg	10.2	3.6	1	06/30/21 18:04	07/01/21 14:28	98-06-6	
Carbon tetrachloride	ND	ug/kg	10.2	3.8	1	06/30/21 18:04	07/01/21 14:28	56-23-5	
Chlorobenzene	ND	ug/kg	10.2	2.0	1	06/30/21 18:04	07/01/21 14:28	108-90-7	
Chloroethane	ND	ug/kg	20.4	7.9	1	06/30/21 18:04	07/01/21 14:28	75-00-3	
Chloroform	ND	ug/kg	10.2	6.2	1	06/30/21 18:04	07/01/21 14:28	67-66-3	
Chloromethane	ND	ug/kg	20.4	8.6	1	06/30/21 18:04	07/01/21 14:28	74-87-3	
2-Chlorotoluene	ND	ug/kg	10.2	3.6	1	06/30/21 18:04	07/01/21 14:28	95-49-8	
4-Chlorotoluene	ND	ug/kg	10.2	1.8	1	06/30/21 18:04	07/01/21 14:28	106-43-4	
1,2-Dibromo-3-chloropropane	ND	ug/kg	10.2	4.0	1	06/30/21 18:04	07/01/21 14:28	96-12-8	
Dibromochloromethane	ND	ug/kg	10.2	5.7	1	06/30/21 18:04	07/01/21 14:28	124-48-1	
1,2-Dibromoethane (EDB)	ND	ug/kg	10.2	4.5	1	06/30/21 18:04	07/01/21 14:28	106-93-4	
Dibromomethane	ND	ug/kg	10.2	2.2	1	06/30/21 18:04	07/01/21 14:28	74-95-3	
1,2-Dichlorobenzene	ND	ug/kg	10.2	3.7	1	06/30/21 18:04	07/01/21 14:28	95-50-1	
1,3-Dichlorobenzene	ND	ug/kg	10.2	3.2	1	06/30/21 18:04	07/01/21 14:28	541-73-1	
1,4-Dichlorobenzene	ND	ug/kg	10.2	2.7	1	06/30/21 18:04	07/01/21 14:28	106-46-7	
Dichlorodifluoromethane	ND	ug/kg	20.4	4.4	1	06/30/21 18:04	07/01/21 14:28	75-71-8	
1,1-Dichloroethane	ND	ug/kg	10.2	4.2	1	06/30/21 18:04	07/01/21 14:28	75-34-3	
1,2-Dichloroethane	ND	ug/kg	10.2	6.8	1	06/30/21 18:04	07/01/21 14:28	107-06-2	
1,1-Dichloroethene	ND	ug/kg	10.2	4.2	1	06/30/21 18:04	07/01/21 14:28	75-35-4	
cis-1,2-Dichloroethene	ND	ug/kg	10.2	3.5	1	06/30/21 18:04	07/01/21 14:28	156-59-2	
trans-1,2-Dichloroethene	ND	ug/kg	10.2	3.6	1	06/30/21 18:04	07/01/21 14:28	156-60-5	
1,2-Dichloropropane	ND	ug/kg	10.2	3.1	1	06/30/21 18:04	07/01/21 14:28	78-87-5	
1,3-Dichloropropane	ND	ug/kg	10.2	3.2	1	06/30/21 18:04	07/01/21 14:28	142-28-9	
2,2-Dichloropropane	ND	ug/kg	10.2	3.3	1	06/30/21 18:04	07/01/21 14:28	594-20-7	

REPORT OF LABORATORY ANALYSIS

This report shall not be reproduced, except in full,
without the written consent of Pace Analytical Services, LLC.

Pace Analytical Services, LLC
9800 Kincey Ave. Suite 100
Huntersville, NC 28078
(704)875-9092

ANALYTICAL RESULTS

Project: CPC Huntersville/2020-L1-2448
Pace Project No.: 92547126

Sample: AB9(0-2) **Lab ID: 92547126007** Collected: 06/29/21 11:20 Received: 06/30/21 06:40 Matrix: Solid

Results reported on a "dry weight" basis and are adjusted for percent moisture, sample size and any dilutions.

Parameters	Results	Units	Report Limit	MDL	DF	Prepared	Analyzed	CAS No.	Qual
8260D/5035A/5030B Volatiles	Analytical Method: EPA 8260D Preparation Method: EPA 5035A/5030B Pace Analytical Services - Charlotte								
1,1-Dichloropropene	ND	ug/kg	10.2	4.9	1	06/30/21 18:04	07/01/21 14:28	563-58-6	
cis-1,3-Dichloropropene	ND	ug/kg	10.2	2.8	1	06/30/21 18:04	07/01/21 14:28	10061-01-5	
trans-1,3-Dichloropropene	ND	ug/kg	10.2	3.5	1	06/30/21 18:04	07/01/21 14:28	10061-02-6	
Diisopropyl ether	ND	ug/kg	10.2	2.8	1	06/30/21 18:04	07/01/21 14:28	108-20-3	
Ethylbenzene	ND	ug/kg	10.2	4.8	1	06/30/21 18:04	07/01/21 14:28	100-41-4	
Hexachloro-1,3-butadiene	ND	ug/kg	20.4	16.7	1	06/30/21 18:04	07/01/21 14:28	87-68-3	
2-Hexanone	ND	ug/kg	102	9.8	1	06/30/21 18:04	07/01/21 14:28	591-78-6	
Isopropylbenzene (Cumene)	ND	ug/kg	10.2	3.5	1	06/30/21 18:04	07/01/21 14:28	98-82-8	
p-Isopropyltoluene	ND	ug/kg	10.2	5.0	1	06/30/21 18:04	07/01/21 14:28	99-87-6	
Methylene Chloride	ND	ug/kg	40.8	28.0	1	06/30/21 18:04	07/01/21 14:28	75-09-2	
4-Methyl-2-pentanone (MIBK)	ND	ug/kg	102	9.8	1	06/30/21 18:04	07/01/21 14:28	108-10-1	
Methyl-tert-butyl ether	ND	ug/kg	10.2	3.8	1	06/30/21 18:04	07/01/21 14:28	1634-04-4	
Naphthalene	ND	ug/kg	10.2	5.4	1	06/30/21 18:04	07/01/21 14:28	91-20-3	
n-Propylbenzene	ND	ug/kg	10.2	3.6	1	06/30/21 18:04	07/01/21 14:28	103-65-1	
Styrene	ND	ug/kg	10.2	2.7	1	06/30/21 18:04	07/01/21 14:28	100-42-5	
1,1,1,2-Tetrachloroethane	ND	ug/kg	10.2	3.9	1	06/30/21 18:04	07/01/21 14:28	630-20-6	
1,1,2,2-Tetrachloroethane	ND	ug/kg	10.2	2.7	1	06/30/21 18:04	07/01/21 14:28	79-34-5	
Tetrachloroethene	ND	ug/kg	10.2	3.2	1	06/30/21 18:04	07/01/21 14:28	127-18-4	
Toluene	ND	ug/kg	10.2	2.9	1	06/30/21 18:04	07/01/21 14:28	108-88-3	
1,2,3-Trichlorobenzene	ND	ug/kg	10.2	8.2	1	06/30/21 18:04	07/01/21 14:28	87-61-6	
1,2,4-Trichlorobenzene	ND	ug/kg	10.2	8.6	1	06/30/21 18:04	07/01/21 14:28	120-82-1	
1,1,1-Trichloroethane	ND	ug/kg	10.2	5.3	1	06/30/21 18:04	07/01/21 14:28	71-55-6	
1,1,2-Trichloroethane	ND	ug/kg	10.2	3.4	1	06/30/21 18:04	07/01/21 14:28	79-00-5	
Trichloroethene	ND	ug/kg	10.2	2.6	1	06/30/21 18:04	07/01/21 14:28	79-01-6	
Trichlorofluoromethane	ND	ug/kg	10.2	5.6	1	06/30/21 18:04	07/01/21 14:28	75-69-4	
1,2,3-Trichloropropane	ND	ug/kg	10.2	5.2	1	06/30/21 18:04	07/01/21 14:28	96-18-4	
1,2,4-Trimethylbenzene	ND	ug/kg	10.2	2.8	1	06/30/21 18:04	07/01/21 14:28	95-63-6	
1,3,5-Trimethylbenzene	ND	ug/kg	10.2	3.4	1	06/30/21 18:04	07/01/21 14:28	108-67-8	
Vinyl acetate	ND	ug/kg	102	7.4	1	06/30/21 18:04	07/01/21 14:28	108-05-4	
Vinyl chloride	ND	ug/kg	20.4	5.2	1	06/30/21 18:04	07/01/21 14:28	75-01-4	
Xylene (Total)	ND	ug/kg	20.4	5.8	1	06/30/21 18:04	07/01/21 14:28	1330-20-7	
m&p-Xylene	ND	ug/kg	20.4	7.0	1	06/30/21 18:04	07/01/21 14:28	179601-23-1	
o-Xylene	ND	ug/kg	10.2	4.5	1	06/30/21 18:04	07/01/21 14:28	95-47-6	
Surrogates									
Toluene-d8 (S)	101	%	70-130		1	06/30/21 18:04	07/01/21 14:28	2037-26-5	
4-Bromofluorobenzene (S)	98	%	69-134		1	06/30/21 18:04	07/01/21 14:28	460-00-4	
1,2-Dichloroethane-d4 (S)	110	%	70-130		1	06/30/21 18:04	07/01/21 14:28	17060-07-0	
Percent Moisture	Analytical Method: SW-846 Pace Analytical Services - Charlotte								
Percent Moisture	**26.4**	%	0.10	0.10	1		06/30/21 17:23		N2

REPORT OF LABORATORY ANALYSIS

This report shall not be reproduced, except in full,
without the written consent of Pace Analytical Services, LLC.

Pace Analytical Services, LLC
9800 Kincey Ave. Suite 100
Huntersville, NC 28078
(704)875-9092

ANALYTICAL RESULTS

Project: CPC Huntersville/2020-L1-2448
Pace Project No.: 92547126

Sample: AB9(24-26) **Lab ID: 92547126008** Collected: 06/29/21 11:25 Received: 06/30/21 06:40 Matrix: Solid

Results reported on a "dry weight" basis and are adjusted for percent moisture, sample size and any dilutions.

Parameters	Results	Units	Report Limit	MDL	DF	Prepared	Analyzed	CAS No.	Qual
VPH NC Soil	Analytical Method: MADEP VPH Preparation Method: MADEP VPH Pace Analytical Services - Charlotte								
Total VPH (C5-C12)	**5.1**	mg/kg	4.1	4.1	1	07/01/21 13:06	07/02/21 04:41		N2
Aliphatic (C05-C08)	**4.5**	mg/kg	4.1	4.1	1	07/01/21 13:06	07/02/21 04:41		N2
Aliphatic(C09-C12) Adjusted	ND	mg/kg	4.1	4.1	1	07/01/21 13:06	07/02/21 04:41		N2
Aromatic (C09-C10)	ND	mg/kg	4.1	4.1	1	07/01/21 13:06	07/02/21 04:41		N2
Surrogates									
4-Bromofluorobenzene (FID) (S)	103	%	70-130		1	07/01/21 13:06	07/02/21 04:41	460-00-4	
4-Bromofluorobenzene (PID) (S)	102	%	70-130		1	07/01/21 13:06	07/02/21 04:41	460-00-4	
8260D/5035A/5030B Volatiles	Analytical Method: EPA 8260D Preparation Method: EPA 5035A/5030B Pace Analytical Services - Charlotte								
Acetone	**159**	ug/kg	153	49.2	1	06/30/21 18:04	07/01/21 14:46	67-64-1	C9
Benzene	**74.0**	ug/kg	7.7	3.1	1	06/30/21 18:04	07/01/21 14:46	71-43-2	
Bromobenzene	ND	ug/kg	7.7	2.5	1	06/30/21 18:04	07/01/21 14:46	108-86-1	
Bromochloromethane	ND	ug/kg	7.7	2.3	1	06/30/21 18:04	07/01/21 14:46	74-97-5	
Bromodichloromethane	ND	ug/kg	7.7	3.0	1	06/30/21 18:04	07/01/21 14:46	75-27-4	
Bromoform	ND	ug/kg	7.7	2.7	1	06/30/21 18:04	07/01/21 14:46	75-25-2	
Bromomethane	ND	ug/kg	15.3	12.1	1	06/30/21 18:04	07/01/21 14:46	74-83-9	IK,v1
2-Butanone (MEK)	ND	ug/kg	153	36.8	1	06/30/21 18:04	07/01/21 14:46	78-93-3	
n-Butylbenzene	ND	ug/kg	7.7	3.6	1	06/30/21 18:04	07/01/21 14:46	104-51-8	
sec-Butylbenzene	ND	ug/kg	7.7	3.4	1	06/30/21 18:04	07/01/21 14:46	135-98-8	
tert-Butylbenzene	ND	ug/kg	7.7	2.7	1	06/30/21 18:04	07/01/21 14:46	98-06-6	
Carbon tetrachloride	ND	ug/kg	7.7	2.9	1	06/30/21 18:04	07/01/21 14:46	56-23-5	
Chlorobenzene	ND	ug/kg	7.7	1.5	1	06/30/21 18:04	07/01/21 14:46	108-90-7	
Chloroethane	ND	ug/kg	15.3	5.9	1	06/30/21 18:04	07/01/21 14:46	75-00-3	
Chloroform	ND	ug/kg	7.7	4.7	1	06/30/21 18:04	07/01/21 14:46	67-66-3	
Chloromethane	ND	ug/kg	15.3	6.4	1	06/30/21 18:04	07/01/21 14:46	74-87-3	
2-Chlorotoluene	ND	ug/kg	7.7	2.7	1	06/30/21 18:04	07/01/21 14:46	95-49-8	
4-Chlorotoluene	ND	ug/kg	7.7	1.4	1	06/30/21 18:04	07/01/21 14:46	106-43-4	
1,2-Dibromo-3-chloropropane	ND	ug/kg	7.7	3.0	1	06/30/21 18:04	07/01/21 14:46	96-12-8	
Dibromochloromethane	ND	ug/kg	7.7	4.3	1	06/30/21 18:04	07/01/21 14:46	124-48-1	
1,2-Dibromoethane (EDB)	ND	ug/kg	7.7	3.4	1	06/30/21 18:04	07/01/21 14:46	106-93-4	
Dibromomethane	ND	ug/kg	7.7	1.6	1	06/30/21 18:04	07/01/21 14:46	74-95-3	
1,2-Dichlorobenzene	ND	ug/kg	7.7	2.8	1	06/30/21 18:04	07/01/21 14:46	95-50-1	
1,3-Dichlorobenzene	ND	ug/kg	7.7	2.4	1	06/30/21 18:04	07/01/21 14:46	541-73-1	
1,4-Dichlorobenzene	ND	ug/kg	7.7	2.0	1	06/30/21 18:04	07/01/21 14:46	106-46-7	
Dichlorodifluoromethane	ND	ug/kg	15.3	3.3	1	06/30/21 18:04	07/01/21 14:46	75-71-8	
1,1-Dichloroethane	ND	ug/kg	7.7	3.2	1	06/30/21 18:04	07/01/21 14:46	75-34-3	
1,2-Dichloroethane	ND	ug/kg	7.7	5.1	1	06/30/21 18:04	07/01/21 14:46	107-06-2	
1,1-Dichloroethene	ND	ug/kg	7.7	3.2	1	06/30/21 18:04	07/01/21 14:46	75-35-4	
cis-1,2-Dichloroethene	ND	ug/kg	7.7	2.6	1	06/30/21 18:04	07/01/21 14:46	156-59-2	
trans-1,2-Dichloroethene	ND	ug/kg	7.7	2.7	1	06/30/21 18:04	07/01/21 14:46	156-60-5	
1,2-Dichloropropane	ND	ug/kg	7.7	2.3	1	06/30/21 18:04	07/01/21 14:46	78-87-5	
1,3-Dichloropropane	ND	ug/kg	7.7	2.4	1	06/30/21 18:04	07/01/21 14:46	142-28-9	
2,2-Dichloropropane	ND	ug/kg	7.7	2.5	1	06/30/21 18:04	07/01/21 14:46	594-20-7	

REPORT OF LABORATORY ANALYSIS

This report shall not be reproduced, except in full,
without the written consent of Pace Analytical Services, LLC.

Pace Analytical Services, LLC
9800 Kincey Ave. Suite 100
Huntersville, NC 28078
(704)875-9092

ANALYTICAL RESULTS

Project: CPC Huntersville/2020-L1-2448
Pace Project No.: 92547126

Sample: AB9(24-26) **Lab ID: 92547126008** Collected: 06/29/21 11:25 Received: 06/30/21 06:40 Matrix: Solid

Results reported on a "dry weight" basis and are adjusted for percent moisture, sample size and any dilutions.

Parameters	Results	Units	Report Limit	MDL	DF	Prepared	Analyzed	CAS No.	Qual
8260D/5035A/5030B Volatiles	Analytical Method: EPA 8260D Preparation Method: EPA 5035A/5030B Pace Analytical Services - Charlotte								
1,1-Dichloropropene	ND	ug/kg	7.7	3.7	1	06/30/21 18:04	07/01/21 14:46	563-58-6	
cis-1,3-Dichloropropene	ND	ug/kg	7.7	2.1	1	06/30/21 18:04	07/01/21 14:46	10061-01-5	
trans-1,3-Dichloropropene	ND	ug/kg	7.7	2.6	1	06/30/21 18:04	07/01/21 14:46	10061-02-6	
Diisopropyl ether	ND	ug/kg	7.7	2.1	1	06/30/21 18:04	07/01/21 14:46	108-20-3	
Ethylbenzene	**11.4**	ug/kg	7.7	3.6	1	06/30/21 18:04	07/01/21 14:46	100-41-4	
Hexachloro-1,3-butadiene	ND	ug/kg	15.3	12.5	1	06/30/21 18:04	07/01/21 14:46	87-68-3	
2-Hexanone	ND	ug/kg	76.7	7.4	1	06/30/21 18:04	07/01/21 14:46	591-78-6	
Isopropylbenzene (Cumene)	ND	ug/kg	7.7	2.6	1	06/30/21 18:04	07/01/21 14:46	98-82-8	
p-Isopropyltoluene	ND	ug/kg	7.7	3.8	1	06/30/21 18:04	07/01/21 14:46	99-87-6	
Methylene Chloride	ND	ug/kg	30.7	21.0	1	06/30/21 18:04	07/01/21 14:46	75-09-2	
4-Methyl-2-pentanone (MIBK)	ND	ug/kg	76.7	7.4	1	06/30/21 18:04	07/01/21 14:46	108-10-1	
Methyl-tert-butyl ether	ND	ug/kg	7.7	2.9	1	06/30/21 18:04	07/01/21 14:46	1634-04-4	
Naphthalene	ND	ug/kg	7.7	4.0	1	06/30/21 18:04	07/01/21 14:46	91-20-3	
n-Propylbenzene	ND	ug/kg	7.7	2.7	1	06/30/21 18:04	07/01/21 14:46	103-65-1	
Styrene	ND	ug/kg	7.7	2.0	1	06/30/21 18:04	07/01/21 14:46	100-42-5	
1,1,1,2-Tetrachloroethane	ND	ug/kg	7.7	2.9	1	06/30/21 18:04	07/01/21 14:46	630-20-6	
1,1,2,2-Tetrachloroethane	ND	ug/kg	7.7	2.0	1	06/30/21 18:04	07/01/21 14:46	79-34-5	
Tetrachloroethene	ND	ug/kg	7.7	2.4	1	06/30/21 18:04	07/01/21 14:46	127-18-4	
Toluene	**152**	ug/kg	7.7	2.2	1	06/30/21 18:04	07/01/21 14:46	108-88-3	
1,2,3-Trichlorobenzene	ND	ug/kg	7.7	6.2	1	06/30/21 18:04	07/01/21 14:46	87-61-6	
1,2,4-Trichlorobenzene	ND	ug/kg	7.7	6.4	1	06/30/21 18:04	07/01/21 14:46	120-82-1	
1,1,1-Trichloroethane	ND	ug/kg	7.7	4.0	1	06/30/21 18:04	07/01/21 14:46	71-55-6	
1,1,2-Trichloroethane	ND	ug/kg	7.7	2.5	1	06/30/21 18:04	07/01/21 14:46	79-00-5	
Trichloroethene	ND	ug/kg	7.7	2.0	1	06/30/21 18:04	07/01/21 14:46	79-01-6	
Trichlorofluoromethane	ND	ug/kg	7.7	4.2	1	06/30/21 18:04	07/01/21 14:46	75-69-4	
1,2,3-Trichloropropane	ND	ug/kg	7.7	3.9	1	06/30/21 18:04	07/01/21 14:46	96-18-4	
1,2,4-Trimethylbenzene	ND	ug/kg	7.7	2.1	1	06/30/21 18:04	07/01/21 14:46	95-63-6	
1,3,5-Trimethylbenzene	ND	ug/kg	7.7	2.6	1	06/30/21 18:04	07/01/21 14:46	108-67-8	
Vinyl acetate	ND	ug/kg	76.7	5.6	1	06/30/21 18:04	07/01/21 14:46	108-05-4	
Vinyl chloride	ND	ug/kg	15.3	3.9	1	06/30/21 18:04	07/01/21 14:46	75-01-4	
Xylene (Total)	**56.2**	ug/kg	15.3	4.4	1	06/30/21 18:04	07/01/21 14:46	1330-20-7	
m&p-Xylene	**39.3**	ug/kg	15.3	5.2	1	06/30/21 18:04	07/01/21 14:46	179601-23-1	
o-Xylene	**16.9**	ug/kg	7.7	3.4	1	06/30/21 18:04	07/01/21 14:46	95-47-6	
Surrogates									
Toluene-d8 (S)	102	%	70-130		1	06/30/21 18:04	07/01/21 14:46	2037-26-5	
4-Bromofluorobenzene (S)	101	%	69-134		1	06/30/21 18:04	07/01/21 14:46	460-00-4	
1,2-Dichloroethane-d4 (S)	111	%	70-130		1	06/30/21 18:04	07/01/21 14:46	17060-07-0	
Percent Moisture	Analytical Method: SW-846 Pace Analytical Services - Charlotte								
Percent Moisture	**20.0**	%	0.10	0.10	1		06/30/21 17:23		N2

REPORT OF LABORATORY ANALYSIS

This report shall not be reproduced, except in full,
without the written consent of Pace Analytical Services, LLC.

Pace Analytical Services, LLC
9800 Kincey Ave. Suite 100
Huntersville, NC 28078
(704)875-9092

ANALYTICAL RESULTS

Project: CPC Huntersville/2020-L1-2448
Pace Project No.: 92547126

Sample: AB9(28-29.5) **Lab ID: 92547126009** Collected: 06/29/21 11:30 Received: 06/30/21 06:40 Matrix: Solid

Results reported on a "dry weight" basis and are adjusted for percent moisture, sample size and any dilutions.

Parameters	Results	Units	Report Limit	MDL	DF	Prepared	Analyzed	CAS No.	Qual
VPH NC Soil	Analytical Method: MADEP VPH Preparation Method: MADEP VPH Pace Analytical Services - Charlotte								
Total VPH (C5-C12)	**6.5**	mg/kg	4.0	4.0	1	07/01/21 13:06	07/02/21 05:09		N2
Aliphatic (C05-C08)	**5.3**	mg/kg	4.0	4.0	1	07/01/21 13:06	07/02/21 05:09		N2
Aliphatic(C09-C12) Adjusted	ND	mg/kg	4.0	4.0	1	07/01/21 13:06	07/02/21 05:09		N2
Aromatic (C09-C10)	ND	mg/kg	4.0	4.0	1	07/01/21 13:06	07/02/21 05:09		N2
Surrogates									
4-Bromofluorobenzene (FID) (S)	103	%	70-130		1	07/01/21 13:06	07/02/21 05:09	460-00-4	
4-Bromofluorobenzene (PID) (S)	102	%	70-130		1	07/01/21 13:06	07/02/21 05:09	460-00-4	
8260D/5035A/5030B Volatiles	Analytical Method: EPA 8260D Preparation Method: EPA 5035A/5030B Pace Analytical Services - Charlotte								
Acetone	**167**	ug/kg	122	39.1	1	06/30/21 18:04	07/01/21 15:05	67-64-1	C9
Benzene	**297**	ug/kg	6.1	2.4	1	06/30/21 18:04	07/01/21 15:05	71-43-2	
Bromobenzene	ND	ug/kg	6.1	2.0	1	06/30/21 18:04	07/01/21 15:05	108-86-1	
Bromochloromethane	ND	ug/kg	6.1	1.8	1	06/30/21 18:04	07/01/21 15:05	74-97-5	
Bromodichloromethane	ND	ug/kg	6.1	2.3	1	06/30/21 18:04	07/01/21 15:05	75-27-4	
Bromoform	ND	ug/kg	6.1	2.1	1	06/30/21 18:04	07/01/21 15:05	75-25-2	
Bromomethane	ND	ug/kg	12.2	9.6	1	06/30/21 18:04	07/01/21 15:05	74-83-9	IK,v1
2-Butanone (MEK)	ND	ug/kg	122	29.2	1	06/30/21 18:04	07/01/21 15:05	78-93-3	
n-Butylbenzene	ND	ug/kg	6.1	2.9	1	06/30/21 18:04	07/01/21 15:05	104-51-8	
sec-Butylbenzene	ND	ug/kg	6.1	2.7	1	06/30/21 18:04	07/01/21 15:05	135-98-8	
tert-Butylbenzene	ND	ug/kg	6.1	2.2	1	06/30/21 18:04	07/01/21 15:05	98-06-6	
Carbon tetrachloride	ND	ug/kg	6.1	2.3	1	06/30/21 18:04	07/01/21 15:05	56-23-5	
Chlorobenzene	ND	ug/kg	6.1	1.2	1	06/30/21 18:04	07/01/21 15:05	108-90-7	
Chloroethane	ND	ug/kg	12.2	4.7	1	06/30/21 18:04	07/01/21 15:05	75-00-3	
Chloroform	ND	ug/kg	6.1	3.7	1	06/30/21 18:04	07/01/21 15:05	67-66-3	
Chloromethane	ND	ug/kg	12.2	5.1	1	06/30/21 18:04	07/01/21 15:05	74-87-3	
2-Chlorotoluene	ND	ug/kg	6.1	2.2	1	06/30/21 18:04	07/01/21 15:05	95-49-8	
4-Chlorotoluene	ND	ug/kg	6.1	1.1	1	06/30/21 18:04	07/01/21 15:05	106-43-4	
1,2-Dibromo-3-chloropropane	ND	ug/kg	6.1	2.4	1	06/30/21 18:04	07/01/21 15:05	96-12-8	
Dibromochloromethane	ND	ug/kg	6.1	3.4	1	06/30/21 18:04	07/01/21 15:05	124-48-1	
1,2-Dibromoethane (EDB)	ND	ug/kg	6.1	2.7	1	06/30/21 18:04	07/01/21 15:05	106-93-4	
Dibromomethane	ND	ug/kg	6.1	1.3	1	06/30/21 18:04	07/01/21 15:05	74-95-3	
1,2-Dichlorobenzene	ND	ug/kg	6.1	2.2	1	06/30/21 18:04	07/01/21 15:05	95-50-1	
1,3-Dichlorobenzene	ND	ug/kg	6.1	1.9	1	06/30/21 18:04	07/01/21 15:05	541-73-1	
1,4-Dichlorobenzene	ND	ug/kg	6.1	1.6	1	06/30/21 18:04	07/01/21 15:05	106-46-7	
Dichlorodifluoromethane	ND	ug/kg	12.2	2.6	1	06/30/21 18:04	07/01/21 15:05	75-71-8	
1,1-Dichloroethane	ND	ug/kg	6.1	2.5	1	06/30/21 18:04	07/01/21 15:05	75-34-3	
1,2-Dichloroethane	ND	ug/kg	6.1	4.0	1	06/30/21 18:04	07/01/21 15:05	107-06-2	
1,1-Dichloroethene	ND	ug/kg	6.1	2.5	1	06/30/21 18:04	07/01/21 15:05	75-35-4	
cis-1,2-Dichloroethene	ND	ug/kg	6.1	2.1	1	06/30/21 18:04	07/01/21 15:05	156-59-2	
trans-1,2-Dichloroethene	ND	ug/kg	6.1	2.1	1	06/30/21 18:04	07/01/21 15:05	156-60-5	
1,2-Dichloropropane	ND	ug/kg	6.1	1.8	1	06/30/21 18:04	07/01/21 15:05	78-87-5	
1,3-Dichloropropane	ND	ug/kg	6.1	1.9	1	06/30/21 18:04	07/01/21 15:05	142-28-9	
2,2-Dichloropropane	ND	ug/kg	6.1	2.0	1	06/30/21 18:04	07/01/21 15:05	594-20-7	

REPORT OF LABORATORY ANALYSIS

This report shall not be reproduced, except in full,
without the written consent of Pace Analytical Services, LLC.

Pace Analytical Services, LLC
9800 Kincey Ave. Suite 100
Huntersville, NC 28078
(704)875-9092

ANALYTICAL RESULTS

Project: CPC Huntersville/2020-L1-2448
Pace Project No.: 92547126

Sample: AB9(28-29.5) **Lab ID: 92547126009** Collected: 06/29/21 11:30 Received: 06/30/21 06:40 Matrix: Solid

Results reported on a "dry weight" basis and are adjusted for percent moisture, sample size and any dilutions.

Parameters	Results	Units	Report Limit	MDL	DF	Prepared	Analyzed	CAS No.	Qual
8260D/5035A/5030B Volatiles	Analytical Method: EPA 8260D Preparation Method: EPA 5035A/5030B Pace Analytical Services - Charlotte								
1,1-Dichloropropene	ND	ug/kg	6.1	2.9	1	06/30/21 18:04	07/01/21 15:05	563-58-6	
cis-1,3-Dichloropropene	ND	ug/kg	6.1	1.7	1	06/30/21 18:04	07/01/21 15:05	10061-01-5	
trans-1,3-Dichloropropene	ND	ug/kg	6.1	2.1	1	06/30/21 18:04	07/01/21 15:05	10061-02-6	
Diisopropyl ether	**15.9**	ug/kg	6.1	1.6	1	06/30/21 18:04	07/01/21 15:05	108-20-3	
Ethylbenzene	**68.8**	ug/kg	6.1	2.8	1	06/30/21 18:04	07/01/21 15:05	100-41-4	
Hexachloro-1,3-butadiene	ND	ug/kg	12.2	10	1	06/30/21 18:04	07/01/21 15:05	87-68-3	
2-Hexanone	ND	ug/kg	60.9	5.9	1	06/30/21 18:04	07/01/21 15:05	591-78-6	
Isopropylbenzene (Cumene)	**5.2J**	ug/kg	6.1	2.1	1	06/30/21 18:04	07/01/21 15:05	98-82-8	
p-Isopropyltoluene	ND	ug/kg	6.1	3.0	1	06/30/21 18:04	07/01/21 15:05	99-87-6	
Methylene Chloride	ND	ug/kg	24.3	16.7	1	06/30/21 18:04	07/01/21 15:05	75-09-2	
4-Methyl-2-pentanone (MIBK)	ND	ug/kg	60.9	5.9	1	06/30/21 18:04	07/01/21 15:05	108-10-1	
Methyl-tert-butyl ether	ND	ug/kg	6.1	2.3	1	06/30/21 18:04	07/01/21 15:05	1634-04-4	
Naphthalene	**26.5**	ug/kg	6.1	3.2	1	06/30/21 18:04	07/01/21 15:05	91-20-3	
n-Propylbenzene	ND	ug/kg	6.1	2.2	1	06/30/21 18:04	07/01/21 15:05	103-65-1	
Styrene	ND	ug/kg	6.1	1.6	1	06/30/21 18:04	07/01/21 15:05	100-42-5	
1,1,1,2-Tetrachloroethane	ND	ug/kg	6.1	2.3	1	06/30/21 18:04	07/01/21 15:05	630-20-6	
1,1,2,2-Tetrachloroethane	ND	ug/kg	6.1	1.6	1	06/30/21 18:04	07/01/21 15:05	79-34-5	
Tetrachloroethene	ND	ug/kg	6.1	1.9	1	06/30/21 18:04	07/01/21 15:05	127-18-4	
Toluene	**749**	ug/kg	6.1	1.7	1	06/30/21 18:04	07/01/21 15:05	108-88-3	
1,2,3-Trichlorobenzene	ND	ug/kg	6.1	4.9	1	06/30/21 18:04	07/01/21 15:05	87-61-6	
1,2,4-Trichlorobenzene	ND	ug/kg	6.1	5.1	1	06/30/21 18:04	07/01/21 15:05	120-82-1	
1,1,1-Trichloroethane	ND	ug/kg	6.1	3.2	1	06/30/21 18:04	07/01/21 15:05	71-55-6	
1,1,2-Trichloroethane	ND	ug/kg	6.1	2.0	1	06/30/21 18:04	07/01/21 15:05	79-00-5	
Trichloroethene	ND	ug/kg	6.1	1.6	1	06/30/21 18:04	07/01/21 15:05	79-01-6	
Trichlorofluoromethane	ND	ug/kg	6.1	3.3	1	06/30/21 18:04	07/01/21 15:05	75-69-4	
1,2,3-Trichloropropane	ND	ug/kg	6.1	3.1	1	06/30/21 18:04	07/01/21 15:05	96-18-4	
1,2,4-Trimethylbenzene	**69.4**	ug/kg	6.1	1.7	1	06/30/21 18:04	07/01/21 15:05	95-63-6	
1,3,5-Trimethylbenzene	ND	ug/kg	6.1	2.0	1	06/30/21 18:04	07/01/21 15:05	108-67-8	
Vinyl acetate	ND	ug/kg	60.9	4.4	1	06/30/21 18:04	07/01/21 15:05	108-05-4	
Vinyl chloride	ND	ug/kg	12.2	3.1	1	06/30/21 18:04	07/01/21 15:05	75-01-4	
Xylene (Total)	**347**	ug/kg	12.2	3.5	1	06/30/21 18:04	07/01/21 15:05	1330-20-7	
m&p-Xylene	**234**	ug/kg	12.2	4.2	1	06/30/21 18:04	07/01/21 15:05	179601-23-1	
o-Xylene	**113**	ug/kg	6.1	2.7	1	06/30/21 18:04	07/01/21 15:05	95-47-6	
Surrogates									
Toluene-d8 (S)	102	%	70-130		1	06/30/21 18:04	07/01/21 15:05	2037-26-5	
4-Bromofluorobenzene (S)	100	%	69-134		1	06/30/21 18:04	07/01/21 15:05	460-00-4	
1,2-Dichloroethane-d4 (S)	109	%	70-130		1	06/30/21 18:04	07/01/21 15:05	17060-07-0	
Percent Moisture	Analytical Method: SW-846 Pace Analytical Services - Charlotte								
Percent Moisture	**15.9**	%	0.10	0.10	1		06/30/21 17:23		N2

REPORT OF LABORATORY ANALYSIS

This report shall not be reproduced, except in full,
without the written consent of Pace Analytical Services, LLC.

Pace Analytical Services, LLC
9800 Kincey Ave. Suite 100
Huntersville, NC 28078
(704)875-9092

ANALYTICAL RESULTS

Project: CPC Huntersville/2020-L1-2448
Pace Project No.: 92547126

Sample: AA9(0-2) **Lab ID: 92547126010** Collected: 06/29/21 14:30 Received: 06/30/21 06:40 Matrix: Solid

Results reported on a "dry weight" basis and are adjusted for percent moisture, sample size and any dilutions.

Parameters	Results	Units	Report Limit	MDL	DF	Prepared	Analyzed	CAS No.	Qual
VPH NC Soil	Analytical Method: MADEP VPH Preparation Method: MADEP VPH Pace Analytical Services - Charlotte								
Total VPH (C5-C12)	ND	mg/kg	8.4	8.4	1	07/02/21 13:02	07/03/21 02:18		N2
Aliphatic (C05-C08)	ND	mg/kg	8.4	8.4	1	07/02/21 13:02	07/03/21 02:18		N2
Aliphatic(C09-C12) Adjusted	ND	mg/kg	8.4	8.4	1	07/02/21 13:02	07/03/21 02:18		N2
Aromatic (C09-C10)	ND	mg/kg	8.4	8.4	1	07/02/21 13:02	07/03/21 02:18		N2
Surrogates									
4-Bromofluorobenzene (FID) (S)	103	%	70-130		1	07/02/21 13:02	07/03/21 02:18	460-00-4	
4-Bromofluorobenzene (PID) (S)	101	%	70-130		1	07/02/21 13:02	07/03/21 02:18	460-00-4	
8260D/5035A/5030B Volatiles	Analytical Method: EPA 8260D Preparation Method: EPA 5035A/5030B Pace Analytical Services - Charlotte								
Acetone	ND	ug/kg	177	56.7	1	06/30/21 18:08	07/01/21 15:23	67-64-1	
Benzene	ND	ug/kg	8.8	3.5	1	06/30/21 18:08	07/01/21 15:23	71-43-2	
Bromobenzene	ND	ug/kg	8.8	2.9	1	06/30/21 18:08	07/01/21 15:23	108-86-1	
Bromochloromethane	ND	ug/kg	8.8	2.6	1	06/30/21 18:08	07/01/21 15:23	74-97-5	
Bromodichloromethane	ND	ug/kg	8.8	3.4	1	06/30/21 18:08	07/01/21 15:23	75-27-4	
Bromoform	ND	ug/kg	8.8	3.1	1	06/30/21 18:08	07/01/21 15:23	75-25-2	
Bromomethane	ND	ug/kg	17.7	14.0	1	06/30/21 18:08	07/01/21 15:23	74-83-9	IK,v1
2-Butanone (MEK)	ND	ug/kg	177	42.4	1	06/30/21 18:08	07/01/21 15:23	78-93-3	
n-Butylbenzene	ND	ug/kg	8.8	4.2	1	06/30/21 18:08	07/01/21 15:23	104-51-8	
sec-Butylbenzene	ND	ug/kg	8.8	3.9	1	06/30/21 18:08	07/01/21 15:23	135-98-8	
tert-Butylbenzene	ND	ug/kg	8.8	3.1	1	06/30/21 18:08	07/01/21 15:23	98-06-6	
Carbon tetrachloride	ND	ug/kg	8.8	3.3	1	06/30/21 18:08	07/01/21 15:23	56-23-5	
Chlorobenzene	ND	ug/kg	8.8	1.7	1	06/30/21 18:08	07/01/21 15:23	108-90-7	
Chloroethane	ND	ug/kg	17.7	6.8	1	06/30/21 18:08	07/01/21 15:23	75-00-3	
Chloroform	ND	ug/kg	8.8	5.4	1	06/30/21 18:08	07/01/21 15:23	67-66-3	
Chloromethane	ND	ug/kg	17.7	7.4	1	06/30/21 18:08	07/01/21 15:23	74-87-3	
2-Chlorotoluene	ND	ug/kg	8.8	3.1	1	06/30/21 18:08	07/01/21 15:23	95-49-8	
4-Chlorotoluene	ND	ug/kg	8.8	1.6	1	06/30/21 18:08	07/01/21 15:23	106-43-4	
1,2-Dibromo-3-chloropropane	ND	ug/kg	8.8	3.4	1	06/30/21 18:08	07/01/21 15:23	96-12-8	
Dibromochloromethane	ND	ug/kg	8.8	5.0	1	06/30/21 18:08	07/01/21 15:23	124-48-1	
1,2-Dibromoethane (EDB)	ND	ug/kg	8.8	3.9	1	06/30/21 18:08	07/01/21 15:23	106-93-4	
Dibromomethane	ND	ug/kg	8.8	1.9	1	06/30/21 18:08	07/01/21 15:23	74-95-3	
1,2-Dichlorobenzene	ND	ug/kg	8.8	3.2	1	06/30/21 18:08	07/01/21 15:23	95-50-1	
1,3-Dichlorobenzene	ND	ug/kg	8.8	2.7	1	06/30/21 18:08	07/01/21 15:23	541-73-1	
1,4-Dichlorobenzene	ND	ug/kg	8.8	2.3	1	06/30/21 18:08	07/01/21 15:23	106-46-7	
Dichlorodifluoromethane	ND	ug/kg	17.7	3.8	1	06/30/21 18:08	07/01/21 15:23	75-71-8	
1,1-Dichloroethane	ND	ug/kg	8.8	3.6	1	06/30/21 18:08	07/01/21 15:23	75-34-3	
1,2-Dichloroethane	ND	ug/kg	8.8	5.8	1	06/30/21 18:08	07/01/21 15:23	107-06-2	
1,1-Dichloroethene	ND	ug/kg	8.8	3.6	1	06/30/21 18:08	07/01/21 15:23	75-35-4	
cis-1,2-Dichloroethene	ND	ug/kg	8.8	3.0	1	06/30/21 18:08	07/01/21 15:23	156-59-2	
trans-1,2-Dichloroethene	ND	ug/kg	8.8	3.1	1	06/30/21 18:08	07/01/21 15:23	156-60-5	
1,2-Dichloropropane	ND	ug/kg	8.8	2.6	1	06/30/21 18:08	07/01/21 15:23	78-87-5	
1,3-Dichloropropane	ND	ug/kg	8.8	2.8	1	06/30/21 18:08	07/01/21 15:23	142-28-9	
2,2-Dichloropropane	ND	ug/kg	8.8	2.9	1	06/30/21 18:08	07/01/21 15:23	594-20-7	L2

REPORT OF LABORATORY ANALYSIS

This report shall not be reproduced, except in full,
without the written consent of Pace Analytical Services, LLC.

Pace Analytical Services, LLC
9800 Kincey Ave. Suite 100
Huntersville, NC 28078
(704)875-9092

ANALYTICAL RESULTS

Project: CPC Huntersville/2020-L1-2448
Pace Project No.: 92547126

Sample: AA9(0-2) **Lab ID: 92547126010** Collected: 06/29/21 14:30 Received: 06/30/21 06:40 Matrix: Solid

Results reported on a "dry weight" basis and are adjusted for percent moisture, sample size and any dilutions.

Parameters	Results	Units	Report Limit	MDL	DF	Prepared	Analyzed	CAS No.	Qual
8260D/5035A/5030B Volatiles	Analytical Method: EPA 8260D Preparation Method: EPA 5035A/5030B Pace Analytical Services - Charlotte								
1,1-Dichloropropene	ND	ug/kg	8.8	4.2	1	06/30/21 18:08	07/01/21 15:23	563-58-6	
cis-1,3-Dichloropropene	ND	ug/kg	8.8	2.4	1	06/30/21 18:08	07/01/21 15:23	10061-01-5	
trans-1,3-Dichloropropene	ND	ug/kg	8.8	3.0	1	06/30/21 18:08	07/01/21 15:23	10061-02-6	
Diisopropyl ether	ND	ug/kg	8.8	2.4	1	06/30/21 18:08	07/01/21 15:23	108-20-3	
Ethylbenzene	ND	ug/kg	8.8	4.1	1	06/30/21 18:08	07/01/21 15:23	100-41-4	
Hexachloro-1,3-butadiene	ND	ug/kg	17.7	14.4	1	06/30/21 18:08	07/01/21 15:23	87-68-3	
2-Hexanone	ND	ug/kg	88.3	8.5	1	06/30/21 18:08	07/01/21 15:23	591-78-6	
Isopropylbenzene (Cumene)	ND	ug/kg	8.8	3.0	1	06/30/21 18:08	07/01/21 15:23	98-82-8	
p-Isopropyltoluene	**10.5**	ug/kg	8.8	4.3	1	06/30/21 18:08	07/01/21 15:23	99-87-6	
Methylene Chloride	ND	ug/kg	35.3	24.2	1	06/30/21 18:08	07/01/21 15:23	75-09-2	
4-Methyl-2-pentanone (MIBK)	ND	ug/kg	88.3	8.5	1	06/30/21 18:08	07/01/21 15:23	108-10-1	
Methyl-tert-butyl ether	ND	ug/kg	8.8	3.3	1	06/30/21 18:08	07/01/21 15:23	1634-04-4	
Naphthalene	ND	ug/kg	8.8	4.6	1	06/30/21 18:08	07/01/21 15:23	91-20-3	
n-Propylbenzene	ND	ug/kg	8.8	3.1	1	06/30/21 18:08	07/01/21 15:23	103-65-1	
Styrene	ND	ug/kg	8.8	2.3	1	06/30/21 18:08	07/01/21 15:23	100-42-5	
1,1,1,2-Tetrachloroethane	ND	ug/kg	8.8	3.4	1	06/30/21 18:08	07/01/21 15:23	630-20-6	
1,1,2,2-Tetrachloroethane	ND	ug/kg	8.8	2.3	1	06/30/21 18:08	07/01/21 15:23	79-34-5	
Tetrachloroethene	ND	ug/kg	8.8	2.8	1	06/30/21 18:08	07/01/21 15:23	127-18-4	
Toluene	**6.2J**	ug/kg	8.8	2.5	1	06/30/21 18:08	07/01/21 15:23	108-88-3	C7
1,2,3-Trichlorobenzene	ND	ug/kg	8.8	7.1	1	06/30/21 18:08	07/01/21 15:23	87-61-6	
1,2,4-Trichlorobenzene	ND	ug/kg	8.8	7.4	1	06/30/21 18:08	07/01/21 15:23	120-82-1	
1,1,1-Trichloroethane	ND	ug/kg	8.8	4.6	1	06/30/21 18:08	07/01/21 15:23	71-55-6	
1,1,2-Trichloroethane	ND	ug/kg	8.8	2.9	1	06/30/21 18:08	07/01/21 15:23	79-00-5	
Trichloroethene	ND	ug/kg	8.8	2.3	1	06/30/21 18:08	07/01/21 15:23	79-01-6	
Trichlorofluoromethane	ND	ug/kg	8.8	4.9	1	06/30/21 18:08	07/01/21 15:23	75-69-4	
1,2,3-Trichloropropane	ND	ug/kg	8.8	4.5	1	06/30/21 18:08	07/01/21 15:23	96-18-4	
1,2,4-Trimethylbenzene	ND	ug/kg	8.8	2.4	1	06/30/21 18:08	07/01/21 15:23	95-63-6	
1,3,5-Trimethylbenzene	ND	ug/kg	8.8	3.0	1	06/30/21 18:08	07/01/21 15:23	108-67-8	
Vinyl acetate	ND	ug/kg	88.3	6.4	1	06/30/21 18:08	07/01/21 15:23	108-05-4	
Vinyl chloride	ND	ug/kg	17.7	4.5	1	06/30/21 18:08	07/01/21 15:23	75-01-4	
Xylene (Total)	ND	ug/kg	17.7	5.0	1	06/30/21 18:08	07/01/21 15:23	1330-20-7	
m&p-Xylene	ND	ug/kg	17.7	6.0	1	06/30/21 18:08	07/01/21 15:23	179601-23-1	
o-Xylene	ND	ug/kg	8.8	3.9	1	06/30/21 18:08	07/01/21 15:23	95-47-6	
Surrogates									
Toluene-d8 (S)	101	%	70-130		1	06/30/21 18:08	07/01/21 15:23	2037-26-5	
4-Bromofluorobenzene (S)	98	%	69-134		1	06/30/21 18:08	07/01/21 15:23	460-00-4	
1,2-Dichloroethane-d4 (S)	109	%	70-130		1	06/30/21 18:08	07/01/21 15:23	17060-07-0	
Percent Moisture	Analytical Method: SW-846 Pace Analytical Services - Charlotte								
Percent Moisture	**21.1**	%	0.10	0.10	1		06/30/21 17:23		N2

REPORT OF LABORATORY ANALYSIS

This report shall not be reproduced, except in full,
without the written consent of Pace Analytical Services, LLC.

Pace Analytical Services, LLC
9800 Kincey Ave. Suite 100
Huntersville, NC 28078
(704)875-9092

ANALYTICAL RESULTS

Project: CPC Huntersville/2020-L1-2448
Pace Project No.: 92547126

Sample: AA9(24-26) **Lab ID: 92547126011** Collected: 06/29/21 14:35 Received: 06/30/21 06:40 Matrix: Solid

Results reported on a "dry weight" basis and are adjusted for percent moisture, sample size and any dilutions.

Parameters	Results	Units	Report Limit	MDL	DF	Prepared	Analyzed	CAS No.	Qual
VPH NC Soil	Analytical Method: MADEP VPH Preparation Method: MADEP VPH Pace Analytical Services - Charlotte								
Total VPH (C5-C12)	**2020**	mg/kg	13.5	13.5	4	07/06/21 13:41	07/07/21 07:59		N2
Aliphatic (C05-C08)	**1220**	mg/kg	13.5	13.5	4	07/06/21 13:41	07/07/21 07:59		N2
Aliphatic(C09-C12) Adjusted	**557**	mg/kg	13.5	13.5	4	07/06/21 13:41	07/07/21 07:59		N2
Aromatic (C09-C10)	**241**	mg/kg	13.5	13.5	4	07/06/21 13:41	07/07/21 07:59		N2
Surrogates									
4-Bromofluorobenzene (FID) (S)	138	%	70-130		4	07/06/21 13:41	07/07/21 07:59	460-00-4	S2
4-Bromofluorobenzene (PID) (S)	95	%	70-130		4	07/06/21 13:41	07/07/21 07:59	460-00-4	
8260D/5035A/5030B Volatiles	Analytical Method: EPA 8260D Preparation Method: EPA 5035A/5030B Pace Analytical Services - Charlotte								
Acetone	**4320**	ug/kg	3230	1040	25	07/02/21 09:42	07/02/21 13:58	67-64-1	B,C9
Benzene	**5550**	ug/kg	162	64.3	25	07/02/21 09:42	07/02/21 13:58	71-43-2	
Bromobenzene	ND	ug/kg	162	52.7	25	07/02/21 09:42	07/02/21 13:58	108-86-1	
Bromochloromethane	ND	ug/kg	162	47.9	25	07/02/21 09:42	07/02/21 13:58	74-97-5	
Bromodichloromethane	ND	ug/kg	162	62.4	25	07/02/21 09:42	07/02/21 13:58	75-27-4	
Bromoform	ND	ug/kg	162	56.9	25	07/02/21 09:42	07/02/21 13:58	75-25-2	
Bromomethane	ND	ug/kg	323	255	25	07/02/21 09:42	07/02/21 13:58	74-83-9	IK
2-Butanone (MEK)	ND	ug/kg	3230	776	25	07/02/21 09:42	07/02/21 13:58	78-93-3	
n-Butylbenzene	**3050**	ug/kg	162	76.3	25	07/02/21 09:42	07/02/21 13:58	104-51-8	
sec-Butylbenzene	ND	ug/kg	162	71.1	25	07/02/21 09:42	07/02/21 13:58	135-98-8	
tert-Butylbenzene	ND	ug/kg	162	57.5	25	07/02/21 09:42	07/02/21 13:58	98-06-6	
Carbon tetrachloride	ND	ug/kg	162	60.5	25	07/02/21 09:42	07/02/21 13:58	56-23-5	
Chlorobenzene	ND	ug/kg	162	31.0	25	07/02/21 09:42	07/02/21 13:58	108-90-7	
Chloroethane	ND	ug/kg	323	125	25	07/02/21 09:42	07/02/21 13:58	75-00-3	
Chloroform	ND	ug/kg	162	98.3	25	07/02/21 09:42	07/02/21 13:58	67-66-3	
Chloromethane	ND	ug/kg	323	136	25	07/02/21 09:42	07/02/21 13:58	74-87-3	
2-Chlorotoluene	ND	ug/kg	162	57.2	25	07/02/21 09:42	07/02/21 13:58	95-49-8	
4-Chlorotoluene	ND	ug/kg	162	28.6	25	07/02/21 09:42	07/02/21 13:58	106-43-4	
1,2-Dibromo-3-chloropropane	ND	ug/kg	162	62.7	25	07/02/21 09:42	07/02/21 13:58	96-12-8	
Dibromochloromethane	ND	ug/kg	162	90.9	25	07/02/21 09:42	07/02/21 13:58	124-48-1	
1,2-Dibromoethane (EDB)	ND	ug/kg	162	71.1	25	07/02/21 09:42	07/02/21 13:58	106-93-4	
Dibromomethane	ND	ug/kg	162	34.6	25	07/02/21 09:42	07/02/21 13:58	74-95-3	
1,2-Dichlorobenzene	ND	ug/kg	162	58.2	25	07/02/21 09:42	07/02/21 13:58	95-50-1	
1,3-Dichlorobenzene	ND	ug/kg	162	50.1	25	07/02/21 09:42	07/02/21 13:58	541-73-1	
1,4-Dichlorobenzene	ND	ug/kg	162	42.0	25	07/02/21 09:42	07/02/21 13:58	106-46-7	
Dichlorodifluoromethane	ND	ug/kg	323	70.2	25	07/02/21 09:42	07/02/21 13:58	75-71-8	
1,1-Dichloroethane	ND	ug/kg	162	66.6	25	07/02/21 09:42	07/02/21 13:58	75-34-3	
1,2-Dichloroethane	ND	ug/kg	162	107	25	07/02/21 09:42	07/02/21 13:58	107-06-2	
1,1-Dichloroethene	ND	ug/kg	162	66.6	25	07/02/21 09:42	07/02/21 13:58	75-35-4	
cis-1,2-Dichloroethene	ND	ug/kg	162	55.3	25	07/02/21 09:42	07/02/21 13:58	156-59-2	
trans-1,2-Dichloroethene	ND	ug/kg	162	56.6	25	07/02/21 09:42	07/02/21 13:58	156-60-5	
1,2-Dichloropropane	ND	ug/kg	162	48.5	25	07/02/21 09:42	07/02/21 13:58	78-87-5	
1,3-Dichloropropane	ND	ug/kg	162	50.4	25	07/02/21 09:42	07/02/21 13:58	142-28-9	
2,2-Dichloropropane	ND	ug/kg	162	52.7	25	07/02/21 09:42	07/02/21 13:58	594-20-7	

REPORT OF LABORATORY ANALYSIS

This report shall not be reproduced, except in full,
without the written consent of Pace Analytical Services, LLC.

Pace Analytical Services, LLC
9800 Kincey Ave. Suite 100
Huntersville, NC 28078
(704)875-9092

ANALYTICAL RESULTS

Project: CPC Huntersville/2020-L1-2448
Pace Project No.: 92547126

Sample: AA9(24-26) **Lab ID: 92547126011** Collected: 06/29/21 14:35 Received: 06/30/21 06:40 Matrix: Solid

Results reported on a "dry weight" basis and are adjusted for percent moisture, sample size and any dilutions.

Parameters	Results	Units	Report Limit	MDL	DF	Prepared	Analyzed	CAS No.	Qual
8260D/5035A/5030B Volatiles	Analytical Method: EPA 8260D Preparation Method: EPA 5035A/5030B Pace Analytical Services - Charlotte								
1,1-Dichloropropene	ND	ug/kg	162	77.6	25	07/02/21 09:42	07/02/21 13:58	563-58-6	
cis-1,3-Dichloropropene	ND	ug/kg	162	44.0	25	07/02/21 09:42	07/02/21 13:58	10061-01-5	
trans-1,3-Dichloropropene	ND	ug/kg	162	55.6	25	07/02/21 09:42	07/02/21 13:58	10061-02-6	
Diisopropyl ether	ND	ug/kg	162	43.6	25	07/02/21 09:42	07/02/21 13:58	108-20-3	
Ethylbenzene	**31600**	ug/kg	162	75.3	25	07/02/21 09:42	07/02/21 13:58	100-41-4	
Hexachloro-1,3-butadiene	ND	ug/kg	323	264	25	07/02/21 09:42	07/02/21 13:58	87-68-3	
2-Hexanone	ND	ug/kg	1620	156	25	07/02/21 09:42	07/02/21 13:58	591-78-6	
Isopropylbenzene (Cumene)	**3070**	ug/kg	162	55.0	25	07/02/21 09:42	07/02/21 13:58	98-82-8	
p-Isopropyltoluene	**2740**	ug/kg	162	79.5	25	07/02/21 09:42	07/02/21 13:58	99-87-6	
Methylene Chloride	ND	ug/kg	647	443	25	07/02/21 09:42	07/02/21 13:58	75-09-2	
4-Methyl-2-pentanone (MIBK)	**2130**	ug/kg	1620	156	25	07/02/21 09:42	07/02/21 13:58	108-10-1	
Methyl-tert-butyl ether	ND	ug/kg	162	60.5	25	07/02/21 09:42	07/02/21 13:58	1634-04-4	
Naphthalene	**8220**	ug/kg	162	85.0	25	07/02/21 09:42	07/02/21 13:58	91-20-3	
n-Propylbenzene	**11900**	ug/kg	162	57.5	25	07/02/21 09:42	07/02/21 13:58	103-65-1	
Styrene	ND	ug/kg	162	42.7	25	07/02/21 09:42	07/02/21 13:58	100-42-5	
1,1,1,2-Tetrachloroethane	ND	ug/kg	162	62.1	25	07/02/21 09:42	07/02/21 13:58	630-20-6	
1,1,2,2-Tetrachloroethane	ND	ug/kg	162	42.7	25	07/02/21 09:42	07/02/21 13:58	79-34-5	
Tetrachloroethene	ND	ug/kg	162	51.1	25	07/02/21 09:42	07/02/21 13:58	127-18-4	
Toluene	**83600**	ug/kg	162	45.9	25	07/02/21 09:42	07/02/21 13:58	108-88-3	
1,2,3-Trichlorobenzene	ND	ug/kg	162	131	25	07/02/21 09:42	07/02/21 13:58	87-61-6	
1,2,4-Trichlorobenzene	ND	ug/kg	162	136	25	07/02/21 09:42	07/02/21 13:58	120-82-1	
1,1,1-Trichloroethane	ND	ug/kg	162	84.1	25	07/02/21 09:42	07/02/21 13:58	71-55-6	
1,1,2-Trichloroethane	ND	ug/kg	162	53.7	25	07/02/21 09:42	07/02/21 13:58	79-00-5	
Trichloroethene	ND	ug/kg	162	41.7	25	07/02/21 09:42	07/02/21 13:58	79-01-6	
Trichlorofluoromethane	ND	ug/kg	162	88.9	25	07/02/21 09:42	07/02/21 13:58	75-69-4	
1,2,3-Trichloropropane	ND	ug/kg	162	81.8	25	07/02/21 09:42	07/02/21 13:58	96-18-4	
1,2,4-Trimethylbenzene	**66300**	ug/kg	162	44.3	25	07/02/21 09:42	07/02/21 13:58	95-63-6	
1,3,5-Trimethylbenzene	**19200**	ug/kg	162	54.3	25	07/02/21 09:42	07/02/21 13:58	108-67-8	
Vinyl acetate	ND	ug/kg	1620	118	25	07/02/21 09:42	07/02/21 13:58	108-05-4	
Vinyl chloride	ND	ug/kg	323	82.1	25	07/02/21 09:42	07/02/21 13:58	75-01-4	
Xylene (Total)	**158000**	ug/kg	323	92.1	25	07/02/21 09:42	07/02/21 13:58	1330-20-7	
m&p-Xylene	**113000**	ug/kg	323	111	25	07/02/21 09:42	07/02/21 13:58	179601-23-1	
o-Xylene	**45600**	ug/kg	162	71.5	25	07/02/21 09:42	07/02/21 13:58	95-47-6	
Surrogates									
Toluene-d8 (S)	100	%	70-130		25	07/02/21 09:42	07/02/21 13:58	2037-26-5	
4-Bromofluorobenzene (S)	101	%	69-134		25	07/02/21 09:42	07/02/21 13:58	460-00-4	
1,2-Dichloroethane-d4 (S)	112	%	70-130		25	07/02/21 09:42	07/02/21 13:58	17060-07-0	
Percent Moisture	Analytical Method: SW-846 Pace Analytical Services - Charlotte								
Percent Moisture	**13.6**	%	0.10	0.10	1		06/30/21 17:24		N2

REPORT OF LABORATORY ANALYSIS

This report shall not be reproduced, except in full,
without the written consent of Pace Analytical Services, LLC.

Pace Analytical Services, LLC
9800 Kincey Ave. Suite 100
Huntersville, NC 28078
(704)875-9092

ANALYTICAL RESULTS

Project: CPC Huntersville/2020-L1-2448
Pace Project No.: 92547126

Sample: AA9(34-35) **Lab ID: 92547126012** Collected: 06/29/21 14:40 Received: 06/30/21 06:40 Matrix: Solid

Results reported on a "dry weight" basis and are adjusted for percent moisture, sample size and any dilutions.

Parameters	Results	Units	Report Limit	MDL	DF	Prepared	Analyzed	CAS No.	Qual
VPH NC Soil	Analytical Method: MADEP VPH Preparation Method: MADEP VPH Pace Analytical Services - Charlotte								
Total VPH (C5-C12)	**12800**	mg/kg	54.6	54.6	20	07/06/21 13:41	07/07/21 08:56		N2
Aliphatic (C05-C08)	**9480**	mg/kg	54.6	54.6	20	07/06/21 13:41	07/07/21 08:56		N2
Aliphatic(C09-C12) Adjusted	**2480**	mg/kg	54.6	54.6	20	07/06/21 13:41	07/07/21 08:56		N2
Aromatic (C09-C10)	**875**	mg/kg	54.6	54.6	20	07/06/21 13:41	07/07/21 08:56		N2
Surrogates									
4-Bromofluorobenzene (FID) (S)	140	%	70-130		20	07/06/21 13:41	07/07/21 08:56	460-00-4	S2
4-Bromofluorobenzene (PID) (S)	89	%	70-130		20	07/06/21 13:41	07/07/21 08:56	460-00-4	
8260D/5035A/5030B Volatiles	Analytical Method: EPA 8260D Preparation Method: EPA 5035A/5030B Pace Analytical Services - Charlotte								
Acetone	**29700**	ug/kg	5600	1800	50	06/30/21 18:08	07/01/21 16:37	67-64-1	B,C9
Benzene	**22800**	ug/kg	280	111	50	06/30/21 18:08	07/01/21 16:37	71-43-2	
Bromobenzene	ND	ug/kg	280	91.3	50	06/30/21 18:08	07/01/21 16:37	108-86-1	
Bromochloromethane	ND	ug/kg	280	82.9	50	06/30/21 18:08	07/01/21 16:37	74-97-5	
Bromodichloromethane	ND	ug/kg	280	108	50	06/30/21 18:08	07/01/21 16:37	75-27-4	
Bromoform	ND	ug/kg	280	98.5	50	06/30/21 18:08	07/01/21 16:37	75-25-2	
Bromomethane	ND	ug/kg	560	442	50	06/30/21 18:08	07/01/21 16:37	74-83-9	IK,v1
2-Butanone (MEK)	ND	ug/kg	5600	1340	50	06/30/21 18:08	07/01/21 16:37	78-93-3	
n-Butylbenzene	**7970**	ug/kg	280	132	50	06/30/21 18:08	07/01/21 16:37	104-51-8	
sec-Butylbenzene	ND	ug/kg	280	123	50	06/30/21 18:08	07/01/21 16:37	135-98-8	
tert-Butylbenzene	ND	ug/kg	280	99.7	50	06/30/21 18:08	07/01/21 16:37	98-06-6	
Carbon tetrachloride	ND	ug/kg	280	105	50	06/30/21 18:08	07/01/21 16:37	56-23-5	
Chlorobenzene	**234J**	ug/kg	280	53.8	50	06/30/21 18:08	07/01/21 16:37	108-90-7	
Chloroethane	ND	ug/kg	560	216	50	06/30/21 18:08	07/01/21 16:37	75-00-3	
Chloroform	ND	ug/kg	280	170	50	06/30/21 18:08	07/01/21 16:37	67-66-3	
Chloromethane	ND	ug/kg	560	235	50	06/30/21 18:08	07/01/21 16:37	74-87-3	
2-Chlorotoluene	ND	ug/kg	280	99.1	50	06/30/21 18:08	07/01/21 16:37	95-49-8	
4-Chlorotoluene	ND	ug/kg	280	49.6	50	06/30/21 18:08	07/01/21 16:37	106-43-4	
1,2-Dibromo-3-chloropropane	ND	ug/kg	280	109	50	06/30/21 18:08	07/01/21 16:37	96-12-8	
Dibromochloromethane	ND	ug/kg	280	157	50	06/30/21 18:08	07/01/21 16:37	124-48-1	
1,2-Dibromoethane (EDB)	ND	ug/kg	280	123	50	06/30/21 18:08	07/01/21 16:37	106-93-4	
Dibromomethane	ND	ug/kg	280	59.9	50	06/30/21 18:08	07/01/21 16:37	74-95-3	
1,2-Dichlorobenzene	ND	ug/kg	280	101	50	06/30/21 18:08	07/01/21 16:37	95-50-1	
1,3-Dichlorobenzene	ND	ug/kg	280	86.8	50	06/30/21 18:08	07/01/21 16:37	541-73-1	
1,4-Dichlorobenzene	ND	ug/kg	280	72.8	50	06/30/21 18:08	07/01/21 16:37	106-46-7	
Dichlorodifluoromethane	ND	ug/kg	560	122	50	06/30/21 18:08	07/01/21 16:37	75-71-8	
1,1-Dichloroethane	ND	ug/kg	280	115	50	06/30/21 18:08	07/01/21 16:37	75-34-3	
1,2-Dichloroethane	ND	ug/kg	280	185	50	06/30/21 18:08	07/01/21 16:37	107-06-2	
1,1-Dichloroethene	ND	ug/kg	280	115	50	06/30/21 18:08	07/01/21 16:37	75-35-4	
cis-1,2-Dichloroethene	ND	ug/kg	280	95.8	50	06/30/21 18:08	07/01/21 16:37	156-59-2	
trans-1,2-Dichloroethene	ND	ug/kg	280	98.0	50	06/30/21 18:08	07/01/21 16:37	156-60-5	
1,2-Dichloropropane	ND	ug/kg	280	84.0	50	06/30/21 18:08	07/01/21 16:37	78-87-5	
1,3-Dichloropropane	ND	ug/kg	280	87.4	50	06/30/21 18:08	07/01/21 16:37	142-28-9	
2,2-Dichloropropane	ND	ug/kg	280	91.3	50	06/30/21 18:08	07/01/21 16:37	594-20-7	L2

REPORT OF LABORATORY ANALYSIS

This report shall not be reproduced, except in full,
without the written consent of Pace Analytical Services, LLC.

Pace Analytical Services, LLC
9800 Kincey Ave. Suite 100
Huntersville, NC 28078
(704)875-9092

ANALYTICAL RESULTS

Project: CPC Huntersville/2020-L1-2448
Pace Project No.: 92547126

Sample: AA9(34-35) **Lab ID: 92547126012** Collected: 06/29/21 14:40 Received: 06/30/21 06:40 Matrix: Solid

Results reported on a "dry weight" basis and are adjusted for percent moisture, sample size and any dilutions.

Parameters	Results	Units	Report Limit	MDL	DF	Prepared	Analyzed	CAS No.	Qual
8260D/5035A/5030B Volatiles	Analytical Method: EPA 8260D Preparation Method: EPA 5035A/5030B Pace Analytical Services - Charlotte								
1,1-Dichloropropene	ND	ug/kg	280	134	50	06/30/21 18:08	07/01/21 16:37	563-58-6	
cis-1,3-Dichloropropene	ND	ug/kg	280	76.2	50	06/30/21 18:08	07/01/21 16:37	10061-01-5	
trans-1,3-Dichloropropene	ND	ug/kg	280	96.3	50	06/30/21 18:08	07/01/21 16:37	10061-02-6	
Diisopropyl ether	**785**	ug/kg	280	75.6	50	06/30/21 18:08	07/01/21 16:37	108-20-3	
Ethylbenzene	**89500**	ug/kg	280	130	50	06/30/21 18:08	07/01/21 16:37	100-41-4	
Hexachloro-1,3-butadiene	ND	ug/kg	560	458	50	06/30/21 18:08	07/01/21 16:37	87-68-3	
2-Hexanone	ND	ug/kg	2800	270	50	06/30/21 18:08	07/01/21 16:37	591-78-6	
Isopropylbenzene (Cumene)	**7660**	ug/kg	280	95.2	50	06/30/21 18:08	07/01/21 16:37	98-82-8	
p-Isopropyltoluene	**6970**	ug/kg	280	138	50	06/30/21 18:08	07/01/21 16:37	99-87-6	
Methylene Chloride	ND	ug/kg	1120	767	50	06/30/21 18:08	07/01/21 16:37	75-09-2	
4-Methyl-2-pentanone (MIBK)	**6960**	ug/kg	2800	270	50	06/30/21 18:08	07/01/21 16:37	108-10-1	
Methyl-tert-butyl ether	ND	ug/kg	280	105	50	06/30/21 18:08	07/01/21 16:37	1634-04-4	
Naphthalene	**17700**	ug/kg	280	147	50	06/30/21 18:08	07/01/21 16:37	91-20-3	
n-Propylbenzene	**30700**	ug/kg	280	99.7	50	06/30/21 18:08	07/01/21 16:37	103-65-1	
Styrene	ND	ug/kg	280	73.9	50	06/30/21 18:08	07/01/21 16:37	100-42-5	
1,1,1,2-Tetrachloroethane	ND	ug/kg	280	108	50	06/30/21 18:08	07/01/21 16:37	630-20-6	
1,1,2,2-Tetrachloroethane	ND	ug/kg	280	73.9	50	06/30/21 18:08	07/01/21 16:37	79-34-5	
Tetrachloroethene	ND	ug/kg	280	88.5	50	06/30/21 18:08	07/01/21 16:37	127-18-4	
Toluene	**277000**	ug/kg	280	79.5	50	06/30/21 18:08	07/01/21 16:37	108-88-3	
1,2,3-Trichlorobenzene	ND	ug/kg	280	226	50	06/30/21 18:08	07/01/21 16:37	87-61-6	
1,2,4-Trichlorobenzene	ND	ug/kg	280	235	50	06/30/21 18:08	07/01/21 16:37	120-82-1	
1,1,1-Trichloroethane	ND	ug/kg	280	146	50	06/30/21 18:08	07/01/21 16:37	71-55-6	
1,1,2-Trichloroethane	ND	ug/kg	280	93.0	50	06/30/21 18:08	07/01/21 16:37	79-00-5	
Trichloroethene	ND	ug/kg	280	72.2	50	06/30/21 18:08	07/01/21 16:37	79-01-6	
Trichlorofluoromethane	ND	ug/kg	280	154	50	06/30/21 18:08	07/01/21 16:37	75-69-4	
1,2,3-Trichloropropane	ND	ug/kg	280	142	50	06/30/21 18:08	07/01/21 16:37	96-18-4	
1,2,4-Trimethylbenzene	**165000**	ug/kg	280	76.7	50	06/30/21 18:08	07/01/21 16:37	95-63-6	
1,3,5-Trimethylbenzene	**49200**	ug/kg	280	94.1	50	06/30/21 18:08	07/01/21 16:37	108-67-8	
Vinyl acetate	ND	ug/kg	2800	204	50	06/30/21 18:08	07/01/21 16:37	108-05-4	
Vinyl chloride	ND	ug/kg	560	142	50	06/30/21 18:08	07/01/21 16:37	75-01-4	
Xylene (Total)	**429000**	ug/kg	560	160	50	06/30/21 18:08	07/01/21 16:37	1330-20-7	
m&p-Xylene	**309000**	ug/kg	560	192	50	06/30/21 18:08	07/01/21 16:37	179601-23-1	
o-Xylene	**120000**	ug/kg	280	124	50	06/30/21 18:08	07/01/21 16:37	95-47-6	
Surrogates									
Toluene-d8 (S)	100	%	70-130		50	06/30/21 18:08	07/01/21 16:37	2037-26-5	
4-Bromofluorobenzene (S)	99	%	69-134		50	06/30/21 18:08	07/01/21 16:37	460-00-4	
1,2-Dichloroethane-d4 (S)	111	%	70-130		50	06/30/21 18:08	07/01/21 16:37	17060-07-0	
Percent Moisture	Analytical Method: SW-846 Pace Analytical Services - Charlotte								
Percent Moisture	**9.5**	%	0.10	0.10	1		06/30/21 17:24		N2

REPORT OF LABORATORY ANALYSIS

This report shall not be reproduced, except in full,
without the written consent of Pace Analytical Services, LLC.

Pace Analytical Services, LLC
9800 Kincey Ave. Suite 100
Huntersville, NC 28078
(704)875-9092

QUALITY CONTROL DATA

Project: CPC Huntersville/2020-L1-2448
Pace Project No.: 92547126

QC Batch: 630984 Analysis Method: MADEP VPH
QC Batch Method: MADEP VPH Analysis Description: VPH NC Soil
Laboratory: Pace Analytical Services - Charlotte
Associated Lab Samples: 92547126001, 92547126002, 92547126003, 92547126004, 92547126005, 92547126006, 92547126007, 92547126008, 92547126009

METHOD BLANK: 3315019 Matrix: Solid
Associated Lab Samples: 92547126001, 92547126002, 92547126003, 92547126004, 92547126005, 92547126006, 92547126007, 92547126008, 92547126009

Parameter	Units	Blank Result	Reporting Limit	MDL	Analyzed	Qualifiers
Aliphatic (C05-C08)	mg/kg	ND	2.5	2.5	07/01/21 15:22	N2
Aromatic (C09-C10)	mg/kg	ND	2.5	2.5	07/01/21 15:22	N2
4-Bromofluorobenzene (FID) (S)	%	104	70-130		07/01/21 15:22	
4-Bromofluorobenzene (PID) (S)	%	101	70-130		07/01/21 15:22	

LABORATORY CONTROL SAMPLE & LCSD: 3315020 3315021

Parameter	Units	Spike Conc.	LCS Result	LCSD Result	LCS % Rec	LCSD % Rec	% Rec Limits	RPD	Max RPD	Qualifiers
Aliphatic (C05-C08)	mg/kg	14.9	15.4	14.1	104	95	70-130	9	25	N2
Aromatic (C09-C10)	mg/kg	5	5.3	5.6	108	113	70-130	4	25	N2
4-Bromofluorobenzene (FID) (S)	%				102	106	70-130			
4-Bromofluorobenzene (PID) (S)	%				98	101	70-130			

Results presented on this page are in the units indicated by the "Units" column except where an alternate unit is presented to the right of the result.

REPORT OF LABORATORY ANALYSIS

This report shall not be reproduced, except in full,
without the written consent of Pace Analytical Services, LLC.

Pace Analytical Services, LLC
9800 Kincey Ave. Suite 100
Huntersville, NC 28078
(704)875-9092

QUALITY CONTROL DATA

Project: CPC Huntersville/2020-L1-2448
Pace Project No.: 92547126

QC Batch: 631257
QC Batch Method: MADEP VPH
Analysis Method: MADEP VPH
Analysis Description: VPH NC Soil
Laboratory: Pace Analytical Services - Charlotte
Associated Lab Samples: 92547126010

METHOD BLANK: 3316592 Matrix: Solid
Associated Lab Samples: 92547126010

Parameter	Units	Blank Result	Reporting Limit	MDL	Analyzed	Qualifiers
Aliphatic (C05-C08)	mg/kg	ND	2.5	2.5	07/02/21 15:49	N2
Aromatic (C09-C10)	mg/kg	ND	2.5	2.5	07/02/21 15:49	N2
4-Bromofluorobenzene (FID) (S)	%	106	70-130		07/02/21 15:49	
4-Bromofluorobenzene (PID) (S)	%	105	70-130		07/02/21 15:49	

LABORATORY CONTROL SAMPLE & LCSD: 3316593 3316594

Parameter	Units	Spike Conc.	LCS Result	LCSD Result	LCS % Rec	LCSD % Rec	% Rec Limits	RPD	Max RPD	Qualifiers
Aliphatic (C05-C08)	mg/kg	14.9	16.9	16.4	113	110	70-130	3	25	N2
Aromatic (C09-C10)	mg/kg	5	5.6	5.7	113	114	70-130	1	25	N2
4-Bromofluorobenzene (FID) (S)	%				107	104	70-130			
4-Bromofluorobenzene (PID) (S)	%				102	100	70-130			

Results presented on this page are in the units indicated by the "Units" column except where an alternate unit is presented to the right of the result.

REPORT OF LABORATORY ANALYSIS

This report shall not be reproduced, except in full,
without the written consent of Pace Analytical Services, LLC.

Pace Analytical Services, LLC
9800 Kincey Ave. Suite 100
Huntersville, NC 28078
(704)875-9092

QUALITY CONTROL DATA

Project: CPC Huntersville/2020-L1-2448
Pace Project No.: 92547126

QC Batch: 631609
QC Batch Method: MADEP VPH
Analysis Method: MADEP VPH
Analysis Description: VPH NC Soil
Laboratory: Pace Analytical Services - Charlotte
Associated Lab Samples: 92547126011, 92547126012

METHOD BLANK: 3318188 Matrix: Solid
Associated Lab Samples: 92547126011, 92547126012

Parameter	Units	Blank Result	Reporting Limit	MDL	Analyzed	Qualifiers
Aliphatic (C05-C08)	mg/kg	ND	2.5	2.5	07/06/21 14:52	N2
Aromatic (C09-C10)	mg/kg	ND	2.5	2.5	07/06/21 14:52	N2
4-Bromofluorobenzene (FID) (S)	%	104	70-130		07/06/21 14:52	
4-Bromofluorobenzene (PID) (S)	%	99	70-130		07/06/21 14:52	

LABORATORY CONTROL SAMPLE & LCSD: 3318189 3318190

Parameter	Units	Spike Conc.	LCS Result	LCSD Result	LCS % Rec	LCSD % Rec	% Rec Limits	RPD	Max RPD	Qualifiers
Aliphatic (C05-C08)	mg/kg	14.9	16.3	15.1	109	101	70-130	8	25	N2
Aromatic (C09-C10)	mg/kg	5	5.5	5.5	111	111	70-130	1	25	N2
4-Bromofluorobenzene (FID) (S)	%				106	104	70-130			
4-Bromofluorobenzene (PID) (S)	%				98	97	70-130			

Results presented on this page are in the units indicated by the "Units" column except where an alternate unit is presented to the right of the result.

REPORT OF LABORATORY ANALYSIS

This report shall not be reproduced, except in full,
without the written consent of Pace Analytical Services, LLC.

Pace Analytical Services, LLC
9800 Kincey Ave. Suite 100
Huntersville, NC 28078
(704)875-9092

QUALITY CONTROL DATA

Project: CPC Huntersville/2020-L1-2448
Pace Project No.: 92547126

QC Batch: 630754 | Analysis Method: EPA 8260D
QC Batch Method: EPA 5035A/5030B | Analysis Description: 8260D 5035A 5030B
Laboratory: Pace Analytical Services - Charlotte
Associated Lab Samples: 92547126001, 92547126002, 92547126005, 92547126006, 92547126007, 92547126008, 92547126009

METHOD BLANK: 3314092 Matrix: Solid
Associated Lab Samples: 92547126001, 92547126002, 92547126005, 92547126006, 92547126007, 92547126008, 92547126009

Parameter	Units	Blank Result	Reporting Limit	MDL	Analyzed	Qualifiers
1,1,1,2-Tetrachloroethane	ug/kg	ND	5.0	1.9	07/01/21 08:17	
1,1,1-Trichloroethane	ug/kg	ND	5.0	2.6	07/01/21 08:17	
1,1,2,2-Tetrachloroethane	ug/kg	ND	5.0	1.3	07/01/21 08:17	
1,1,2-Trichloroethane	ug/kg	ND	5.0	1.7	07/01/21 08:17	
1,1-Dichloroethane	ug/kg	ND	5.0	2.1	07/01/21 08:17	
1,1-Dichloroethene	ug/kg	ND	5.0	2.1	07/01/21 08:17	
1,1-Dichloropropene	ug/kg	ND	5.0	2.4	07/01/21 08:17	
1,2,3-Trichlorobenzene	ug/kg	ND	5.0	4.0	07/01/21 08:17	
1,2,3-Trichloropropane	ug/kg	ND	5.0	2.5	07/01/21 08:17	
1,2,4-Trichlorobenzene	ug/kg	ND	5.0	4.2	07/01/21 08:17	
1,2,4-Trimethylbenzene	ug/kg	ND	5.0	1.4	07/01/21 08:17	
1,2-Dibromo-3-chloropropane	ug/kg	ND	5.0	1.9	07/01/21 08:17	
1,2-Dibromoethane (EDB)	ug/kg	ND	5.0	2.2	07/01/21 08:17	
1,2-Dichlorobenzene	ug/kg	ND	5.0	1.8	07/01/21 08:17	
1,2-Dichloroethane	ug/kg	ND	5.0	3.3	07/01/21 08:17	
1,2-Dichloropropane	ug/kg	ND	5.0	1.5	07/01/21 08:17	
1,3,5-Trimethylbenzene	ug/kg	ND	5.0	1.7	07/01/21 08:17	
1,3-Dichlorobenzene	ug/kg	ND	5.0	1.6	07/01/21 08:17	
1,3-Dichloropropane	ug/kg	ND	5.0	1.6	07/01/21 08:17	
1,4-Dichlorobenzene	ug/kg	ND	5.0	1.3	07/01/21 08:17	
2,2-Dichloropropane	ug/kg	ND	5.0	1.6	07/01/21 08:17	
2-Butanone (MEK)	ug/kg	ND	100	24.0	07/01/21 08:17	
2-Chlorotoluene	ug/kg	ND	5.0	1.8	07/01/21 08:17	
2-Hexanone	ug/kg	ND	50.0	4.8	07/01/21 08:17	
4-Chlorotoluene	ug/kg	ND	5.0	0.88	07/01/21 08:17	
4-Methyl-2-pentanone (MIBK)	ug/kg	ND	50.0	4.8	07/01/21 08:17	
Acetone	ug/kg	132	100	32.1	07/01/21 08:17	
Benzene	ug/kg	ND	5.0	2.0	07/01/21 08:17	
Bromobenzene	ug/kg	ND	5.0	1.6	07/01/21 08:17	
Bromochloromethane	ug/kg	ND	5.0	1.5	07/01/21 08:17	
Bromodichloromethane	ug/kg	ND	5.0	1.9	07/01/21 08:17	
Bromoform	ug/kg	ND	5.0	1.8	07/01/21 08:17	
Bromomethane	ug/kg	ND	10.0	7.9	07/01/21 08:17	IK,v1
Carbon tetrachloride	ug/kg	ND	5.0	1.9	07/01/21 08:17	
Chlorobenzene	ug/kg	ND	5.0	0.96	07/01/21 08:17	
Chloroethane	ug/kg	ND	10.0	3.9	07/01/21 08:17	
Chloroform	ug/kg	ND	5.0	3.0	07/01/21 08:17	
Chloromethane	ug/kg	ND	10.0	4.2	07/01/21 08:17	
cis-1,2-Dichloroethene	ug/kg	ND	5.0	1.7	07/01/21 08:17	
cis-1,3-Dichloropropene	ug/kg	ND	5.0	1.4	07/01/21 08:17	

Results presented on this page are in the units indicated by the "Units" column except where an alternate unit is presented to the right of the result.

REPORT OF LABORATORY ANALYSIS

This report shall not be reproduced, except in full,
without the written consent of Pace Analytical Services, LLC.

Pace Analytical Services, LLC
9800 Kincey Ave. Suite 100
Huntersville, NC 28078
(704)875-9092

QUALITY CONTROL DATA

Project: CPC Huntersville/2020-L1-2448
Pace Project No.: 92547126

METHOD BLANK: 3314092 Matrix: Solid
Associated Lab Samples: 92547126001, 92547126002, 92547126005, 92547126006, 92547126007, 92547126008, 92547126009

Parameter	Units	Blank Result	Reporting Limit	MDL	Analyzed	Qualifiers
Dibromochloromethane	ug/kg	ND	5.0	2.8	07/01/21 08:17	
Dibromomethane	ug/kg	ND	5.0	1.1	07/01/21 08:17	
Dichlorodifluoromethane	ug/kg	ND	10.0	2.2	07/01/21 08:17	
Diisopropyl ether	ug/kg	ND	5.0	1.4	07/01/21 08:17	
Ethylbenzene	ug/kg	ND	5.0	2.3	07/01/21 08:17	
Hexachloro-1,3-butadiene	ug/kg	ND	10.0	8.2	07/01/21 08:17	
Isopropylbenzene (Cumene)	ug/kg	ND	5.0	1.7	07/01/21 08:17	
m&p-Xylene	ug/kg	ND	10.0	3.4	07/01/21 08:17	
Methyl-tert-butyl ether	ug/kg	ND	5.0	1.9	07/01/21 08:17	
Methylene Chloride	ug/kg	ND	20.0	13.7	07/01/21 08:17	
n-Butylbenzene	ug/kg	ND	5.0	2.4	07/01/21 08:17	
n-Propylbenzene	ug/kg	ND	5.0	1.8	07/01/21 08:17	
Naphthalene	ug/kg	ND	5.0	2.6	07/01/21 08:17	
o-Xylene	ug/kg	ND	5.0	2.2	07/01/21 08:17	
p-Isopropyltoluene	ug/kg	ND	5.0	2.5	07/01/21 08:17	
sec-Butylbenzene	ug/kg	ND	5.0	2.2	07/01/21 08:17	
Styrene	ug/kg	ND	5.0	1.3	07/01/21 08:17	
tert-Butylbenzene	ug/kg	ND	5.0	1.8	07/01/21 08:17	
Tetrachloroethene	ug/kg	ND	5.0	1.6	07/01/21 08:17	
Toluene	ug/kg	ND	5.0	1.4	07/01/21 08:17	
trans-1,2-Dichloroethene	ug/kg	ND	5.0	1.8	07/01/21 08:17	
trans-1,3-Dichloropropene	ug/kg	ND	5.0	1.7	07/01/21 08:17	
Trichloroethene	ug/kg	ND	5.0	1.3	07/01/21 08:17	
Trichlorofluoromethane	ug/kg	ND	5.0	2.8	07/01/21 08:17	
Vinyl acetate	ug/kg	ND	50.0	3.6	07/01/21 08:17	
Vinyl chloride	ug/kg	ND	10.0	2.5	07/01/21 08:17	
Xylene (Total)	ug/kg	ND	10.0	2.8	07/01/21 08:17	
1,2-Dichloroethane-d4 (S)	%	111	70-130		07/01/21 08:17	
4-Bromofluorobenzene (S)	%	98	69-134		07/01/21 08:17	
Toluene-d8 (S)	%	100	70-130		07/01/21 08:17	

LABORATORY CONTROL SAMPLE: 3314093

Parameter	Units	Spike Conc.	LCS Result	LCS % Rec	% Rec Limits	Qualifiers
1,1,1,2-Tetrachloroethane	ug/kg	1250	1250	100	70-130	
1,1,1-Trichloroethane	ug/kg	1250	1130	91	70-130	
1,1,2,2-Tetrachloroethane	ug/kg	1250	1180	95	70-130	
1,1,2-Trichloroethane	ug/kg	1250	1150	92	70-130	
1,1-Dichloroethane	ug/kg	1250	1260	101	70-130	
1,1-Dichloroethene	ug/kg	1250	1300	104	70-130	
1,1-Dichloropropene	ug/kg	1250	1230	98	70-130	
1,2,3-Trichlorobenzene	ug/kg	1250	1260	100	65-130	
1,2,3-Trichloropropane	ug/kg	1250	1230	98	70-130	
1,2,4-Trichlorobenzene	ug/kg	1250	1270	102	68-130	

Results presented on this page are in the units indicated by the "Units" column except where an alternate unit is presented to the right of the result.

REPORT OF LABORATORY ANALYSIS

This report shall not be reproduced, except in full,
without the written consent of Pace Analytical Services, LLC.

Pace Analytical Services, LLC
9800 Kincey Ave. Suite 100
Huntersville, NC 28078
(704)875-9092

QUALITY CONTROL DATA

Project: CPC Huntersville/2020-L1-2448
Pace Project No.: 92547126

LABORATORY CONTROL SAMPLE: 3314093

Parameter	Units	Spike Conc.	LCS Result	LCS % Rec	% Rec Limits	Qualifiers
1,2,4-Trimethylbenzene	ug/kg	1250	1240	99	70-130	
1,2-Dibromo-3-chloropropane	ug/kg	1250	1240	99	70-130	
1,2-Dibromoethane (EDB)	ug/kg	1250	1270	101	70-130	
1,2-Dichlorobenzene	ug/kg	1250	1250	100	70-130	
1,2-Dichloroethane	ug/kg	1250	1190	95	63-130	
1,2-Dichloropropane	ug/kg	1250	1250	100	70-130	
1,3,5-Trimethylbenzene	ug/kg	1250	1240	100	70-130	
1,3-Dichlorobenzene	ug/kg	1250	1240	100	70-130	
1,3-Dichloropropane	ug/kg	1250	1280	102	70-130	
1,4-Dichlorobenzene	ug/kg	1250	1240	99	70-130	
2,2-Dichloropropane	ug/kg	1250	1010	81	66-130	
2-Butanone (MEK)	ug/kg	2500	2380	95	70-130	
2-Chlorotoluene	ug/kg	1250	1310	105	70-130	
2-Hexanone	ug/kg	2500	2550	102	70-130	
4-Chlorotoluene	ug/kg	1250	1220	98	70-130	
4-Methyl-2-pentanone (MIBK)	ug/kg	2500	2520	101	70-130	
Acetone	ug/kg	2500	2750	110	69-130	
Benzene	ug/kg	1250	1240	99	70-130	
Bromobenzene	ug/kg	1250	1300	104	70-130	
Bromochloromethane	ug/kg	1250	1280	102	70-130	
Bromodichloromethane	ug/kg	1250	1140	91	69-130	
Bromoform	ug/kg	1250	1220	97	70-130	
Bromomethane	ug/kg	1250	1540	123	52-130	IK,v1
Carbon tetrachloride	ug/kg	1250	1250	100	70-130	
Chlorobenzene	ug/kg	1250	1280	102	70-130	
Chloroethane	ug/kg	1250	1360	109	65-130	
Chloroform	ug/kg	1250	1320	106	70-130	
Chloromethane	ug/kg	1250	1160	92	55-130	
cis-1,2-Dichloroethene	ug/kg	1250	1240	99	70-130	
cis-1,3-Dichloropropene	ug/kg	1250	1220	98	70-130	
Dibromochloromethane	ug/kg	1250	1260	101	70-130	
Dibromomethane	ug/kg	1250	1240	99	70-130	
Dichlorodifluoromethane	ug/kg	1250	1270	102	45-156	
Diisopropyl ether	ug/kg	1250	1160	93	70-130	
Ethylbenzene	ug/kg	1250	1390	111	70-130	
Hexachloro-1,3-butadiene	ug/kg	1250	1290	103	66-130	
Isopropylbenzene (Cumene)	ug/kg	1250	1290	103	70-130	
m&p-Xylene	ug/kg	2500	2570	103	70-130	
Methyl-tert-butyl ether	ug/kg	1250	1180	95	70-130	
Methylene Chloride	ug/kg	1250	1360	109	65-130	
n-Butylbenzene	ug/kg	1250	1300	104	67-130	
n-Propylbenzene	ug/kg	1250	1320	106	70-130	
Naphthalene	ug/kg	1250	1230	98	70-130	
o-Xylene	ug/kg	1250	1280	102	70-130	
p-Isopropyltoluene	ug/kg	1250	1270	101	67-130	
sec-Butylbenzene	ug/kg	1250	1270	102	69-130	
Styrene	ug/kg	1250	1270	101	70-130	

Results presented on this page are in the units indicated by the "Units" column except where an alternate unit is presented to the right of the result.

REPORT OF LABORATORY ANALYSIS

This report shall not be reproduced, except in full,
without the written consent of Pace Analytical Services, LLC.

Pace Analytical Services, LLC
9800 Kincey Ave. Suite 100
Huntersville, NC 28078
(704)875-9092

QUALITY CONTROL DATA

Project: CPC Huntersville/2020-L1-2448
Pace Project No.: 92547126

LABORATORY CONTROL SAMPLE: 3314093

Parameter	Units	Spike Conc.	LCS Result	LCS % Rec	% Rec Limits	Qualifiers
tert-Butylbenzene	ug/kg	1250	1210	97	67-130	
Tetrachloroethene	ug/kg	1250	1170	94	70-130	
Toluene	ug/kg	1250	1200	96	70-130	
trans-1,2-Dichloroethene	ug/kg	1250	1290	103	70-130	
trans-1,3-Dichloropropene	ug/kg	1250	1220	98	68-130	
Trichloroethene	ug/kg	1250	1270	101	70-130	
Trichlorofluoromethane	ug/kg	1250	1220	98	70-130	
Vinyl acetate	ug/kg	2500	2650	106	70-130	
Vinyl chloride	ug/kg	1250	1270	102	61-130	
Xylene (Total)	ug/kg	3750	3840	103	70-130	
1,2-Dichloroethane-d4 (S)	%			96	70-130	
4-Bromofluorobenzene (S)	%			95	69-134	
Toluene-d8 (S)	%			100	70-130	

MATRIX SPIKE SAMPLE: 3314095

Parameter	Units	92547181006 Result	Spike Conc.	MS Result	MS % Rec	% Rec Limits	Qualifiers
1,1,1,2-Tetrachloroethane	ug/kg	ND	686	694	101	70-131	
1,1,1-Trichloroethane	ug/kg	ND	686	654	95	65-133	
1,1,2,2-Tetrachloroethane	ug/kg	ND	686	622	91	66-130	
1,1,2-Trichloroethane	ug/kg	ND	686	617	90	66-133	
1,1-Dichloroethane	ug/kg	ND	686	720	105	65-130	
1,1-Dichloroethene	ug/kg	ND	686	795	116	10-158	
1,1-Dichloropropene	ug/kg	ND	686	722	105	68-133	
1,2,3-Trichlorobenzene	ug/kg	ND	686	676	99	27-138	
1,2,3-Trichloropropane	ug/kg	ND	686	629	92	67-130	
1,2,4-Trichlorobenzene	ug/kg	ND	686	684	100	51-134	
1,2,4-Trimethylbenzene	ug/kg	ND	686	693	101	63-136	
1,2-Dibromo-3-chloropropane	ug/kg	ND	686	547	80	32-130	
1,2-Dibromoethane (EDB)	ug/kg	ND	686	684	100	70-130	
1,2-Dichlorobenzene	ug/kg	ND	686	683	100	69-130	
1,2-Dichloroethane	ug/kg	ND	686	674	98	59-130	
1,2-Dichloropropane	ug/kg	ND	686	713	104	70-130	
1,3,5-Trimethylbenzene	ug/kg	ND	686	698	102	65-137	
1,3-Dichlorobenzene	ug/kg	ND	686	676	99	70-130	
1,3-Dichloropropane	ug/kg	ND	686	714	104	70-130	
1,4-Dichlorobenzene	ug/kg	ND	686	696	102	68-130	
2,2-Dichloropropane	ug/kg	ND	686	517	75	32-130	
2-Butanone (MEK)	ug/kg	ND	1370	1170	85	10-136	
2-Chlorotoluene	ug/kg	ND	686	712	104	69-141	
2-Hexanone	ug/kg	ND	1370	1240	90	10-144	
4-Chlorotoluene	ug/kg	ND	686	678	99	70-132	
4-Methyl-2-pentanone (MIBK)	ug/kg	ND	1370	1240	90	25-143	
Acetone	ug/kg	ND	1370	1080	79	10-130	
Benzene	ug/kg	ND	686	698	102	67-130	

Results presented on this page are in the units indicated by the "Units" column except where an alternate unit is presented to the right of the result.

REPORT OF LABORATORY ANALYSIS

This report shall not be reproduced, except in full,
without the written consent of Pace Analytical Services, LLC.

Pace Analytical Services, LLC
9800 Kincey Ave. Suite 100
Huntersville, NC 28078
(704)875-9092

QUALITY CONTROL DATA

Project: CPC Huntersville/2020-L1-2448
Pace Project No.: 92547126

MATRIX SPIKE SAMPLE: 3314095

Parameter	Units	92547181006 Result	Spike Conc.	MS Result	MS % Rec	% Rec Limits	Qualifiers
Bromobenzene	ug/kg	ND	686	694	101	70-130	
Bromochloromethane	ug/kg	ND	686	677	99	69-134	
Bromodichloromethane	ug/kg	ND	686	587	86	64-130	
Bromoform	ug/kg	ND	686	573	84	62-130	
Bromomethane	ug/kg	ND	686	569	83	20-176	IK,v1
Carbon tetrachloride	ug/kg	ND	686	670	98	65-140	
Chlorobenzene	ug/kg	ND	686	735	107	70-130	
Chloroethane	ug/kg	ND	686	257	38	10-130	
Chloroform	ug/kg	ND	686	730	106	63-130	
Chloromethane	ug/kg	ND	686	780	114	58-130	
cis-1,2-Dichloroethene	ug/kg	ND	686	704	103	66-130	
cis-1,3-Dichloropropene	ug/kg	ND	686	634	92	67-130	
Dibromochloromethane	ug/kg	ND	686	633	92	67-130	
Dibromomethane	ug/kg	ND	686	670	98	63-131	
Dichlorodifluoromethane	ug/kg	ND	686	779	114	44-180	
Diisopropyl ether	ug/kg	ND	686	654	95	63-130	
Ethylbenzene	ug/kg	ND	686	807	118	66-130	
Hexachloro-1,3-butadiene	ug/kg	ND	686	759	111	64-150	
Isopropylbenzene (Cumene)	ug/kg	ND	686	758	111	69-135	
m&p-Xylene	ug/kg	ND	1370	1490	109	60-133	
Methyl-tert-butyl ether	ug/kg	ND	686	631	92	65-130	
Methylene Chloride	ug/kg	ND	686	897	131	61-130	M1
n-Butylbenzene	ug/kg	ND	686	743	108	65-140	
n-Propylbenzene	ug/kg	ND	686	754	110	67-140	
Naphthalene	ug/kg	ND	686	608	89	15-145	
o-Xylene	ug/kg	ND	686	737	107	66-133	
p-Isopropyltoluene	ug/kg	ND	686	728	106	56-147	
sec-Butylbenzene	ug/kg	ND	686	738	108	65-139	
Styrene	ug/kg	ND	686	693	101	70-132	
tert-Butylbenzene	ug/kg	ND	686	691	101	62-135	
Tetrachloroethene	ug/kg	ND	686	682	100	70-135	
Toluene	ug/kg	ND	686	680	99	67-130	
trans-1,2-Dichloroethene	ug/kg	ND	686	730	106	69-130	
trans-1,3-Dichloropropene	ug/kg	ND	686	623	91	62-130	
Trichloroethene	ug/kg	ND	686	711	104	70-135	
Trichlorofluoromethane	ug/kg	ND	686	217	32	10-130	
Vinyl acetate	ug/kg	ND	1370	1350	99	53-130	
Vinyl chloride	ug/kg	ND	686	754	110	61-148	
Xylene (Total)	ug/kg	ND	2060	2220	108	63-132	
1,2-Dichloroethane-d4 (S)	%				122	70-130	
4-Bromofluorobenzene (S)	%				98	69-134	
Toluene-d8 (S)	%				101	70-130	

Results presented on this page are in the units indicated by the "Units" column except where an alternate unit is presented to the right of the result.

REPORT OF LABORATORY ANALYSIS

This report shall not be reproduced, except in full,
without the written consent of Pace Analytical Services, LLC.

Pace Analytical Services, LLC
9800 Kincey Ave. Suite 100
Huntersville, NC 28078
(704)875-9092

QUALITY CONTROL DATA

Project: CPC Huntersville/2020-L1-2448
Pace Project No.: 92547126

SAMPLE DUPLICATE: 3314094

Parameter	Units	92547181004 Result	Dup Result	RPD	Max RPD	Qualifiers
1,1,1,2-Tetrachloroethane	ug/kg	ND	ND		30	
1,1,1-Trichloroethane	ug/kg	ND	ND		30	
1,1,2,2-Tetrachloroethane	ug/kg	ND	ND		30	
1,1,2-Trichloroethane	ug/kg	ND	ND		30	
1,1-Dichloroethane	ug/kg	ND	ND		30	
1,1-Dichloroethene	ug/kg	ND	ND		30	
1,1-Dichloropropene	ug/kg	ND	ND		30	
1,2,3-Trichlorobenzene	ug/kg	ND	ND		30	
1,2,3-Trichloropropane	ug/kg	ND	ND		30	
1,2,4-Trichlorobenzene	ug/kg	ND	ND		30	
1,2,4-Trimethylbenzene	ug/kg	21.4	20.5	4	30	
1,2-Dibromo-3-chloropropane	ug/kg	ND	ND		30	
1,2-Dibromoethane (EDB)	ug/kg	ND	ND		30	
1,2-Dichlorobenzene	ug/kg	ND	ND		30	
1,2-Dichloroethane	ug/kg	ND	ND		30	
1,2-Dichloropropane	ug/kg	ND	ND		30	
1,3,5-Trimethylbenzene	ug/kg	33.6	32.1	5	30	
1,3-Dichlorobenzene	ug/kg	ND	ND		30	
1,3-Dichloropropane	ug/kg	ND	ND		30	
1,4-Dichlorobenzene	ug/kg	ND	ND		30	
2,2-Dichloropropane	ug/kg	ND	ND		30	
2-Butanone (MEK)	ug/kg	ND	ND		30	
2-Chlorotoluene	ug/kg	ND	ND		30	
2-Hexanone	ug/kg	ND	ND		30	
4-Chlorotoluene	ug/kg	ND	ND		30	
4-Methyl-2-pentanone (MIBK)	ug/kg	ND	ND		30	
Acetone	ug/kg	ND	ND		30	
Benzene	ug/kg	ND	ND		30	
Bromobenzene	ug/kg	ND	ND		30	
Bromochloromethane	ug/kg	ND	ND		30	
Bromodichloromethane	ug/kg	ND	ND		30	
Bromoform	ug/kg	ND	ND		30	
Bromomethane	ug/kg	ND	ND		30	IK,v1
Carbon tetrachloride	ug/kg	ND	ND		30	
Chlorobenzene	ug/kg	ND	ND		30	
Chloroethane	ug/kg	ND	ND		30	
Chloroform	ug/kg	ND	ND		30	
Chloromethane	ug/kg	ND	ND		30	
cis-1,2-Dichloroethene	ug/kg	ND	ND		30	
cis-1,3-Dichloropropene	ug/kg	ND	ND		30	
Dibromochloromethane	ug/kg	ND	ND		30	
Dibromomethane	ug/kg	ND	ND		30	
Dichlorodifluoromethane	ug/kg	ND	ND		30	
Diisopropyl ether	ug/kg	ND	ND		30	
Ethylbenzene	ug/kg	ND	ND		30	
Hexachloro-1,3-butadiene	ug/kg	ND	ND		30	
Isopropylbenzene (Cumene)	ug/kg	ND	ND		30	

Results presented on this page are in the units indicated by the "Units" column except where an alternate unit is presented to the right of the result.

REPORT OF LABORATORY ANALYSIS

This report shall not be reproduced, except in full,
without the written consent of Pace Analytical Services, LLC.

Pace Analytical Services, LLC
9800 Kincey Ave. Suite 100
Huntersville, NC 28078
(704)875-9092

QUALITY CONTROL DATA

Project: CPC Huntersville/2020-L1-2448
Pace Project No.: 92547126

SAMPLE DUPLICATE: 3314094

Parameter	Units	92547181004 Result	Dup Result	RPD	Max RPD	Qualifiers
m&p-Xylene	ug/kg	16.4	16.3	1	30	
Methyl-tert-butyl ether	ug/kg	ND	ND		30	
Methylene Chloride	ug/kg	ND	ND		30	
n-Butylbenzene	ug/kg	ND	ND		30	
n-Propylbenzene	ug/kg	ND	ND		30	
Naphthalene	ug/kg	ND	ND		30	
o-Xylene	ug/kg	42.7	41.1	4	30	
p-Isopropyltoluene	ug/kg	ND	ND		30	
sec-Butylbenzene	ug/kg	ND	ND		30	
Styrene	ug/kg	ND	ND		30	
tert-Butylbenzene	ug/kg	ND	ND		30	
Tetrachloroethene	ug/kg	ND	ND		30	
Toluene	ug/kg	ND	ND		30	
trans-1,2-Dichloroethene	ug/kg	ND	ND		30	
trans-1,3-Dichloropropene	ug/kg	ND	ND		30	
Trichloroethene	ug/kg	ND	ND		30	
Trichlorofluoromethane	ug/kg	ND	ND		30	
Vinyl acetate	ug/kg	ND	ND		30	
Vinyl chloride	ug/kg	ND	ND		30	
Xylene (Total)	ug/kg	59.1	57.4	3	30	
1,2-Dichloroethane-d4 (S)	%	106	107			
4-Bromofluorobenzene (S)	%	98	100			
Toluene-d8 (S)	%	101	101			

Results presented on this page are in the units indicated by the "Units" column except where an alternate unit is presented to the right of the result.

REPORT OF LABORATORY ANALYSIS

This report shall not be reproduced, except in full,
without the written consent of Pace Analytical Services, LLC.

Pace Analytical Services, LLC
9800 Kincey Ave. Suite 100
Huntersville, NC 28078
(704)875-9092

QUALITY CONTROL DATA

Project: CPC Huntersville/2020-L1-2448
Pace Project No.: 92547126

QC Batch: 630755
QC Batch Method: EPA 5035A/5030B
Analysis Method: EPA 8260D
Analysis Description: 8260D 5035A 5030B
Laboratory: Pace Analytical Services - Charlotte
Associated Lab Samples: 92547126010, 92547126012

METHOD BLANK: 3314098 Matrix: Solid
Associated Lab Samples: 92547126010, 92547126012

Parameter	Units	Blank Result	Reporting Limit	MDL	Analyzed	Qualifiers
1,1,1,2-Tetrachloroethane	ug/kg	ND	5.0	1.9	07/01/21 08:36	
1,1,1-Trichloroethane	ug/kg	ND	5.0	2.6	07/01/21 08:36	
1,1,2,2-Tetrachloroethane	ug/kg	ND	5.0	1.3	07/01/21 08:36	
1,1,2-Trichloroethane	ug/kg	ND	5.0	1.7	07/01/21 08:36	
1,1-Dichloroethane	ug/kg	ND	5.0	2.1	07/01/21 08:36	
1,1-Dichloroethene	ug/kg	ND	5.0	2.1	07/01/21 08:36	
1,1-Dichloropropene	ug/kg	ND	5.0	2.4	07/01/21 08:36	
1,2,3-Trichlorobenzene	ug/kg	ND	5.0	4.0	07/01/21 08:36	
1,2,3-Trichloropropane	ug/kg	ND	5.0	2.5	07/01/21 08:36	
1,2,4-Trichlorobenzene	ug/kg	ND	5.0	4.2	07/01/21 08:36	
1,2,4-Trimethylbenzene	ug/kg	ND	5.0	1.4	07/01/21 08:36	
1,2-Dibromo-3-chloropropane	ug/kg	ND	5.0	1.9	07/01/21 08:36	
1,2-Dibromoethane (EDB)	ug/kg	ND	5.0	2.2	07/01/21 08:36	
1,2-Dichlorobenzene	ug/kg	ND	5.0	1.8	07/01/21 08:36	
1,2-Dichloroethane	ug/kg	ND	5.0	3.3	07/01/21 08:36	
1,2-Dichloropropane	ug/kg	ND	5.0	1.5	07/01/21 08:36	
1,3,5-Trimethylbenzene	ug/kg	ND	5.0	1.7	07/01/21 08:36	
1,3-Dichlorobenzene	ug/kg	ND	5.0	1.6	07/01/21 08:36	
1,3-Dichloropropane	ug/kg	ND	5.0	1.6	07/01/21 08:36	
1,4-Dichlorobenzene	ug/kg	ND	5.0	1.3	07/01/21 08:36	
2,2-Dichloropropane	ug/kg	ND	5.0	1.6	07/01/21 08:36	
2-Butanone (MEK)	ug/kg	ND	100	24.0	07/01/21 08:36	
2-Chlorotoluene	ug/kg	ND	5.0	1.8	07/01/21 08:36	
2-Hexanone	ug/kg	ND	50.0	4.8	07/01/21 08:36	
4-Chlorotoluene	ug/kg	ND	5.0	0.88	07/01/21 08:36	
4-Methyl-2-pentanone (MIBK)	ug/kg	ND	50.0	4.8	07/01/21 08:36	
Acetone	ug/kg	174	100	32.1	07/01/21 08:36	C9
Benzene	ug/kg	ND	5.0	2.0	07/01/21 08:36	
Bromobenzene	ug/kg	ND	5.0	1.6	07/01/21 08:36	
Bromochloromethane	ug/kg	ND	5.0	1.5	07/01/21 08:36	
Bromodichloromethane	ug/kg	ND	5.0	1.9	07/01/21 08:36	
Bromoform	ug/kg	ND	5.0	1.8	07/01/21 08:36	
Bromomethane	ug/kg	ND	10.0	7.9	07/01/21 08:36	IK,v1
Carbon tetrachloride	ug/kg	ND	5.0	1.9	07/01/21 08:36	
Chlorobenzene	ug/kg	ND	5.0	0.96	07/01/21 08:36	
Chloroethane	ug/kg	ND	10.0	3.9	07/01/21 08:36	
Chloroform	ug/kg	ND	5.0	3.0	07/01/21 08:36	
Chloromethane	ug/kg	ND	10.0	4.2	07/01/21 08:36	
cis-1,2-Dichloroethene	ug/kg	ND	5.0	1.7	07/01/21 08:36	
cis-1,3-Dichloropropene	ug/kg	ND	5.0	1.4	07/01/21 08:36	

Results presented on this page are in the units indicated by the "Units" column except where an alternate unit is presented to the right of the result.

REPORT OF LABORATORY ANALYSIS

This report shall not be reproduced, except in full,
without the written consent of Pace Analytical Services, LLC.

Pace Analytical Services, LLC
9800 Kincey Ave. Suite 100
Huntersville, NC 28078
(704)875-9092

QUALITY CONTROL DATA

Project: CPC Huntersville/2020-L1-2448
Pace Project No.: 92547126

METHOD BLANK: 3314098 Matrix: Solid
Associated Lab Samples: 92547126010, 92547126012

Parameter	Units	Blank Result	Reporting Limit	MDL	Analyzed	Qualifiers
Dibromochloromethane	ug/kg	ND	5.0	2.8	07/01/21 08:36	
Dibromomethane	ug/kg	ND	5.0	1.1	07/01/21 08:36	
Dichlorodifluoromethane	ug/kg	ND	10.0	2.2	07/01/21 08:36	
Diisopropyl ether	ug/kg	ND	5.0	1.4	07/01/21 08:36	
Ethylbenzene	ug/kg	ND	5.0	2.3	07/01/21 08:36	
Hexachloro-1,3-butadiene	ug/kg	ND	10.0	8.2	07/01/21 08:36	
Isopropylbenzene (Cumene)	ug/kg	ND	5.0	1.7	07/01/21 08:36	
m&p-Xylene	ug/kg	ND	10.0	3.4	07/01/21 08:36	
Methyl-tert-butyl ether	ug/kg	ND	5.0	1.9	07/01/21 08:36	
Methylene Chloride	ug/kg	ND	20.0	13.7	07/01/21 08:36	
n-Butylbenzene	ug/kg	ND	5.0	2.4	07/01/21 08:36	
n-Propylbenzene	ug/kg	ND	5.0	1.8	07/01/21 08:36	
Naphthalene	ug/kg	ND	5.0	2.6	07/01/21 08:36	
o-Xylene	ug/kg	ND	5.0	2.2	07/01/21 08:36	
p-Isopropyltoluene	ug/kg	ND	5.0	2.5	07/01/21 08:36	
sec-Butylbenzene	ug/kg	ND	5.0	2.2	07/01/21 08:36	
Styrene	ug/kg	ND	5.0	1.3	07/01/21 08:36	
tert-Butylbenzene	ug/kg	ND	5.0	1.8	07/01/21 08:36	
Tetrachloroethene	ug/kg	ND	5.0	1.6	07/01/21 08:36	
Toluene	ug/kg	ND	5.0	1.4	07/01/21 08:36	
trans-1,2-Dichloroethene	ug/kg	ND	5.0	1.8	07/01/21 08:36	
trans-1,3-Dichloropropene	ug/kg	ND	5.0	1.7	07/01/21 08:36	
Trichloroethene	ug/kg	ND	5.0	1.3	07/01/21 08:36	
Trichlorofluoromethane	ug/kg	ND	5.0	2.8	07/01/21 08:36	
Vinyl acetate	ug/kg	ND	50.0	3.6	07/01/21 08:36	
Vinyl chloride	ug/kg	ND	10.0	2.5	07/01/21 08:36	
Xylene (Total)	ug/kg	ND	10.0	2.8	07/01/21 08:36	
1,2-Dichloroethane-d4 (S)	%	110	70-130		07/01/21 08:36	
4-Bromofluorobenzene (S)	%	98	69-134		07/01/21 08:36	
Toluene-d8 (S)	%	101	70-130		07/01/21 08:36	

LABORATORY CONTROL SAMPLE: 3314099

Parameter	Units	Spike Conc.	LCS Result	LCS % Rec	% Rec Limits	Qualifiers
1,1,1,2-Tetrachloroethane	ug/kg	1250	1020	82	70-130	
1,1,1-Trichloroethane	ug/kg	1250	911	73	70-130	
1,1,2,2-Tetrachloroethane	ug/kg	1250	964	77	70-130	
1,1,2-Trichloroethane	ug/kg	1250	923	74	70-130	
1,1-Dichloroethane	ug/kg	1250	1000	80	70-130	
1,1-Dichloroethene	ug/kg	1250	1040	83	70-130	
1,1-Dichloropropene	ug/kg	1250	974	78	70-130	
1,2,3-Trichlorobenzene	ug/kg	1250	1000	80	65-130	
1,2,3-Trichloropropane	ug/kg	1250	1010	81	70-130	
1,2,4-Trichlorobenzene	ug/kg	1250	1010	81	68-130	

Results presented on this page are in the units indicated by the "Units" column except where an alternate unit is presented to the right of the result.

REPORT OF LABORATORY ANALYSIS

This report shall not be reproduced, except in full,
without the written consent of Pace Analytical Services, LLC.

Pace Analytical Services, LLC
9800 Kincey Ave. Suite 100
Huntersville, NC 28078
(704)875-9092

QUALITY CONTROL DATA

Project: CPC Huntersville/2020-L1-2448
Pace Project No.: 92547126

LABORATORY CONTROL SAMPLE: 3314099

Parameter	Units	Spike Conc.	LCS Result	LCS % Rec	% Rec Limits	Qualifiers
1,2,4-Trimethylbenzene	ug/kg	1250	978	78	70-130	
1,2-Dibromo-3-chloropropane	ug/kg	1250	1010	81	70-130	
1,2-Dibromoethane (EDB)	ug/kg	1250	1030	82	70-130	
1,2-Dichlorobenzene	ug/kg	1250	994	80	70-130	
1,2-Dichloroethane	ug/kg	1250	956	76	63-130	
1,2-Dichloropropane	ug/kg	1250	1000	80	70-130	
1,3,5-Trimethylbenzene	ug/kg	1250	989	79	70-130	
1,3-Dichlorobenzene	ug/kg	1250	983	79	70-130	
1,3-Dichloropropane	ug/kg	1250	1030	82	70-130	
1,4-Dichlorobenzene	ug/kg	1250	991	79	70-130	
2,2-Dichloropropane	ug/kg	1250	798	64	66-130	L2
2-Butanone (MEK)	ug/kg	2500	1970	79	70-130	
2-Chlorotoluene	ug/kg	1250	1030	83	70-130	
2-Hexanone	ug/kg	2500	2130	85	70-130	
4-Chlorotoluene	ug/kg	1250	970	78	70-130	
4-Methyl-2-pentanone (MIBK)	ug/kg	2500	2070	83	70-130	
Acetone	ug/kg	2500	2320	93	69-130	
Benzene	ug/kg	1250	989	79	70-130	
Bromobenzene	ug/kg	1250	1040	83	70-130	
Bromochloromethane	ug/kg	1250	1010	81	70-130	
Bromodichloromethane	ug/kg	1250	898	72	69-130	
Bromoform	ug/kg	1250	972	78	70-130	
Bromomethane	ug/kg	1250	1270	101	52-130	IK,v1
Carbon tetrachloride	ug/kg	1250	1000	80	70-130	
Chlorobenzene	ug/kg	1250	1030	82	70-130	
Chloroethane	ug/kg	1250	1070	86	65-130	
Chloroform	ug/kg	1250	1060	85	70-130	
Chloromethane	ug/kg	1250	931	75	55-130	
cis-1,2-Dichloroethene	ug/kg	1250	989	79	70-130	
cis-1,3-Dichloropropene	ug/kg	1250	977	78	70-130	
Dibromochloromethane	ug/kg	1250	1000	80	70-130	
Dibromomethane	ug/kg	1250	1020	82	70-130	
Dichlorodifluoromethane	ug/kg	1250	1020	81	45-156	
Diisopropyl ether	ug/kg	1250	919	74	70-130	
Ethylbenzene	ug/kg	1250	1120	90	70-130	
Hexachloro-1,3-butadiene	ug/kg	1250	1040	83	66-130	
Isopropylbenzene (Cumene)	ug/kg	1250	1040	83	70-130	
m&p-Xylene	ug/kg	2500	2060	82	70-130	
Methyl-tert-butyl ether	ug/kg	1250	942	75	70-130	
Methylene Chloride	ug/kg	1250	1090	87	65-130	
n-Butylbenzene	ug/kg	1250	1040	83	67-130	
n-Propylbenzene	ug/kg	1250	1040	83	70-130	
Naphthalene	ug/kg	1250	983	79	70-130	
o-Xylene	ug/kg	1250	1030	82	70-130	
p-Isopropyltoluene	ug/kg	1250	1010	81	67-130	
sec-Butylbenzene	ug/kg	1250	1000	80	69-130	
Styrene	ug/kg	1250	1030	82	70-130	

Results presented on this page are in the units indicated by the "Units" column except where an alternate unit is presented to the right of the result.

REPORT OF LABORATORY ANALYSIS

This report shall not be reproduced, except in full,
without the written consent of Pace Analytical Services, LLC.

Pace Analytical Services, LLC
9800 Kincey Ave. Suite 100
Huntersville, NC 28078
(704)875-9092

QUALITY CONTROL DATA

Project: CPC Huntersville/2020-L1-2448
Pace Project No.: 92547126

LABORATORY CONTROL SAMPLE: 3314099

Parameter	Units	Spike Conc.	LCS Result	LCS % Rec	% Rec Limits	Qualifiers
tert-Butylbenzene	ug/kg	1250	993	79	67-130	
Tetrachloroethene	ug/kg	1250	947	76	70-130	
Toluene	ug/kg	1250	962	77	70-130	
trans-1,2-Dichloroethene	ug/kg	1250	1010	81	70-130	
trans-1,3-Dichloropropene	ug/kg	1250	967	77	68-130	
Trichloroethene	ug/kg	1250	1000	80	70-130	
Trichlorofluoromethane	ug/kg	1250	975	78	70-130	
Vinyl acetate	ug/kg	2500	2130	85	70-130	
Vinyl chloride	ug/kg	1250	1010	80	61-130	
Xylene (Total)	ug/kg	3750	3090	82	70-130	
1,2-Dichloroethane-d4 (S)	%			97	70-130	
4-Bromofluorobenzene (S)	%			97	69-134	
Toluene-d8 (S)	%			102	70-130	

MATRIX SPIKE SAMPLE: 3314101

Parameter	Units	92547152001 Result	Spike Conc.	MS Result	MS % Rec	% Rec Limits	Qualifiers
1,1,1,2-Tetrachloroethane	ug/kg	ND	908	849	93	70-131	
1,1,1-Trichloroethane	ug/kg	ND	908	829	91	65-133	
1,1,2,2-Tetrachloroethane	ug/kg	ND	908	784	86	66-130	
1,1,2-Trichloroethane	ug/kg	ND	908	777	86	66-133	
1,1-Dichloroethane	ug/kg	ND	908	919	101	65-130	
1,1-Dichloroethene	ug/kg	ND	908	993	109	10-158	
1,1-Dichloropropene	ug/kg	ND	908	907	100	68-133	
1,2,3-Trichlorobenzene	ug/kg	ND	908	848	93	27-138	
1,2,3-Trichloropropane	ug/kg	ND	908	784	86	67-130	
1,2,4-Trichlorobenzene	ug/kg	ND	908	867	95	51-134	
1,2,4-Trimethylbenzene	ug/kg	ND	908	835	92	63-136	
1,2-Dibromo-3-chloropropane	ug/kg	ND	908	684	75	32-130	
1,2-Dibromoethane (EDB)	ug/kg	ND	908	835	92	70-130	
1,2-Dichlorobenzene	ug/kg	ND	908	856	94	69-130	
1,2-Dichloroethane	ug/kg	ND	908	863	95	59-130	
1,2-Dichloropropane	ug/kg	ND	908	896	99	70-130	
1,3,5-Trimethylbenzene	ug/kg	ND	908	854	94	65-137	
1,3-Dichlorobenzene	ug/kg	ND	908	853	94	70-130	
1,3-Dichloropropane	ug/kg	ND	908	886	97	70-130	
1,4-Dichlorobenzene	ug/kg	ND	908	841	93	68-130	
2,2-Dichloropropane	ug/kg	ND	908	654	72	32-130	
2-Butanone (MEK)	ug/kg	ND	1820	1460	81	10-136	
2-Chlorotoluene	ug/kg	ND	908	894	98	69-141	
2-Hexanone	ug/kg	ND	1820	1490	82	10-144	
4-Chlorotoluene	ug/kg	ND	908	844	93	70-132	
4-Methyl-2-pentanone (MIBK)	ug/kg	ND	1820	1560	86	25-143	
Acetone	ug/kg	ND	1820	1360	75	10-130	
Benzene	ug/kg	ND	908	881	97	67-130	

Results presented on this page are in the units indicated by the "Units" column except where an alternate unit is presented to the right of the result.

REPORT OF LABORATORY ANALYSIS

This report shall not be reproduced, except in full,
without the written consent of Pace Analytical Services, LLC.

Pace Analytical Services, LLC
9800 Kincey Ave. Suite 100
Huntersville, NC 28078
(704)875-9092

QUALITY CONTROL DATA

Project: CPC Huntersville/2020-L1-2448
Pace Project No.: 92547126

MATRIX SPIKE SAMPLE: 3314101

Parameter	Units	92547152001 Result	Spike Conc.	MS Result	MS % Rec	% Rec Limits	Qualifiers
Bromobenzene	ug/kg	ND	908	881	97	70-130	
Bromochloromethane	ug/kg	ND	908	858	94	69-134	
Bromodichloromethane	ug/kg	ND	908	752	83	64-130	
Bromoform	ug/kg	ND	908	703	77	62-130	
Bromomethane	ug/kg	ND	908	599	66	20-176	IK,v1
Carbon tetrachloride	ug/kg	ND	908	848	93	65-140	
Chlorobenzene	ug/kg	ND	908	904	99	70-130	
Chloroethane	ug/kg	ND	908	338	37	10-130	
Chloroform	ug/kg	ND	908	939	103	63-130	
Chloromethane	ug/kg	ND	908	989	109	58-130	
cis-1,2-Dichloroethene	ug/kg	ND	908	899	99	66-130	
cis-1,3-Dichloropropene	ug/kg	ND	908	804	88	67-130	
Dibromochloromethane	ug/kg	ND	908	784	86	67-130	
Dibromomethane	ug/kg	ND	908	840	92	63-131	
Dichlorodifluoromethane	ug/kg	ND	908	968	107	44-180	
Diisopropyl ether	ug/kg	ND	908	828	91	63-130	
Ethylbenzene	ug/kg	ND	908	976	107	66-130	
Hexachloro-1,3-butadiene	ug/kg	ND	908	922	101	64-150	
Isopropylbenzene (Cumene)	ug/kg	ND	908	918	101	69-135	
m&p-Xylene	ug/kg	ND	1820	1810	100	60-133	
Methyl-tert-butyl ether	ug/kg	ND	908	806	89	65-130	
Methylene Chloride	ug/kg	ND	908	1000	111	61-130	
n-Butylbenzene	ug/kg	ND	908	886	97	65-140	
n-Propylbenzene	ug/kg	ND	908	910	100	67-140	
Naphthalene	ug/kg	ND	908	790	86	15-145	
o-Xylene	ug/kg	ND	908	893	98	66-133	
p-Isopropyltoluene	ug/kg	ND	908	867	95	56-147	
sec-Butylbenzene	ug/kg	ND	908	903	99	65-139	
Styrene	ug/kg	ND	908	851	94	70-132	
tert-Butylbenzene	ug/kg	ND	908	865	95	62-135	
Tetrachloroethene	ug/kg	ND	908	814	90	70-135	
Toluene	ug/kg	ND	908	858	94	67-130	
trans-1,2-Dichloroethene	ug/kg	ND	908	920	101	69-130	
trans-1,3-Dichloropropene	ug/kg	ND	908	786	86	62-130	
Trichloroethene	ug/kg	ND	908	893	98	70-135	
Trichlorofluoromethane	ug/kg	ND	908	297	33	10-130	
Vinyl acetate	ug/kg	ND	1820	1750	96	53-130	
Vinyl chloride	ug/kg	ND	908	952	105	61-148	
Xylene (Total)	ug/kg	ND	2730	2700	99	63-132	
1,2-Dichloroethane-d4 (S)	%				127	70-130	
4-Bromofluorobenzene (S)	%				98	69-134	
Toluene-d8 (S)	%				101	70-130	

Results presented on this page are in the units indicated by the "Units" column except where an alternate unit is presented to the right of the result.

REPORT OF LABORATORY ANALYSIS

This report shall not be reproduced, except in full,
without the written consent of Pace Analytical Services, LLC.

Pace Analytical Services, LLC
9800 Kincey Ave. Suite 100
Huntersville, NC 28078
(704)875-9092

QUALITY CONTROL DATA

Project: CPC Huntersville/2020-L1-2448
Pace Project No.: 92547126

SAMPLE DUPLICATE: 3314100

Parameter	Units	92547126010 Result	Dup Result	RPD	Max RPD	Qualifiers
1,1,1,2-Tetrachloroethane	ug/kg	ND	ND		30	
1,1,1-Trichloroethane	ug/kg	ND	ND		30	
1,1,2,2-Tetrachloroethane	ug/kg	ND	ND		30	
1,1,2-Trichloroethane	ug/kg	ND	ND		30	
1,1-Dichloroethane	ug/kg	ND	ND		30	
1,1-Dichloroethene	ug/kg	ND	ND		30	
1,1-Dichloropropene	ug/kg	ND	ND		30	
1,2,3-Trichlorobenzene	ug/kg	ND	ND		30	
1,2,3-Trichloropropane	ug/kg	ND	ND		30	
1,2,4-Trichlorobenzene	ug/kg	ND	ND		30	
1,2,4-Trimethylbenzene	ug/kg	ND	ND		30	
1,2-Dibromo-3-chloropropane	ug/kg	ND	ND		30	
1,2-Dibromoethane (EDB)	ug/kg	ND	ND		30	
1,2-Dichlorobenzene	ug/kg	ND	ND		30	
1,2-Dichloroethane	ug/kg	ND	ND		30	
1,2-Dichloropropane	ug/kg	ND	ND		30	
1,3,5-Trimethylbenzene	ug/kg	ND	ND		30	
1,3-Dichlorobenzene	ug/kg	ND	ND		30	
1,3-Dichloropropane	ug/kg	ND	ND		30	
1,4-Dichlorobenzene	ug/kg	ND	ND		30	
2,2-Dichloropropane	ug/kg	ND	ND		30	
2-Butanone (MEK)	ug/kg	ND	ND		30	
2-Chlorotoluene	ug/kg	ND	ND		30	
2-Hexanone	ug/kg	ND	ND		30	
4-Chlorotoluene	ug/kg	ND	ND		30	
4-Methyl-2-pentanone (MIBK)	ug/kg	ND	ND		30	
Acetone	ug/kg	ND	ND		30	
Benzene	ug/kg	ND	ND		30	
Bromobenzene	ug/kg	ND	ND		30	
Bromochloromethane	ug/kg	ND	ND		30	
Bromodichloromethane	ug/kg	ND	ND		30	
Bromoform	ug/kg	ND	ND		30	
Bromomethane	ug/kg	ND	ND		30	IK,v1
Carbon tetrachloride	ug/kg	ND	ND		30	
Chlorobenzene	ug/kg	ND	ND		30	
Chloroethane	ug/kg	ND	ND		30	
Chloroform	ug/kg	ND	ND		30	
Chloromethane	ug/kg	ND	ND		30	
cis-1,2-Dichloroethene	ug/kg	ND	ND		30	
cis-1,3-Dichloropropene	ug/kg	ND	ND		30	
Dibromochloromethane	ug/kg	ND	ND		30	
Dibromomethane	ug/kg	ND	ND		30	
Dichlorodifluoromethane	ug/kg	ND	ND		30	
Diisopropyl ether	ug/kg	ND	ND		30	
Ethylbenzene	ug/kg	ND	ND		30	
Hexachloro-1,3-butadiene	ug/kg	ND	ND		30	
Isopropylbenzene (Cumene)	ug/kg	ND	ND		30	

Results presented on this page are in the units indicated by the "Units" column except where an alternate unit is presented to the right of the result.

REPORT OF LABORATORY ANALYSIS

This report shall not be reproduced, except in full,
without the written consent of Pace Analytical Services, LLC.

Pace Analytical Services, LLC
9800 Kincey Ave. Suite 100
Huntersville, NC 28078
(704)875-9092

QUALITY CONTROL DATA

Project: CPC Huntersville/2020-L1-2448
Pace Project No.: 92547126

SAMPLE DUPLICATE: 3314100

Parameter	Units	92547126010 Result	Dup Result	RPD	Max RPD	Qualifiers
m&p-Xylene	ug/kg	ND	ND		30	
Methyl-tert-butyl ether	ug/kg	ND	ND		30	
Methylene Chloride	ug/kg	ND	ND		30	
n-Butylbenzene	ug/kg	ND	ND		30	
n-Propylbenzene	ug/kg	ND	ND		30	
Naphthalene	ug/kg	ND	ND		30	
o-Xylene	ug/kg	ND	ND		30	
p-Isopropyltoluene	ug/kg	10.5	12.6	19	30	
sec-Butylbenzene	ug/kg	ND	ND		30	
Styrene	ug/kg	ND	ND		30	
tert-Butylbenzene	ug/kg	ND	ND		30	
Tetrachloroethene	ug/kg	ND	ND		30	
Toluene	ug/kg	6.2J	5.1J		30	
trans-1,2-Dichloroethene	ug/kg	ND	ND		30	
trans-1,3-Dichloropropene	ug/kg	ND	ND		30	
Trichloroethene	ug/kg	ND	ND		30	
Trichlorofluoromethane	ug/kg	ND	ND		30	
Vinyl acetate	ug/kg	ND	ND		30	
Vinyl chloride	ug/kg	ND	ND		30	
Xylene (Total)	ug/kg	ND	ND		30	
1,2-Dichloroethane-d4 (S)	%	109	108			
4-Bromofluorobenzene (S)	%	98	100			
Toluene-d8 (S)	%	101	101			

Results presented on this page are in the units indicated by the "Units" column except where an alternate unit is presented to the right of the result.

REPORT OF LABORATORY ANALYSIS

This report shall not be reproduced, except in full,
without the written consent of Pace Analytical Services, LLC.

Pace Analytical Services, LLC
9800 Kincey Ave. Suite 100
Huntersville, NC 28078
(704)875-9092

QUALITY CONTROL DATA

Project: CPC Huntersville/2020-L1-2448
Pace Project No.: 92547126

QC Batch: 631181
QC Batch Method: EPA 5035A/5030B
Analysis Method: EPA 8260D
Analysis Description: 8260D 5035A 5030B
Laboratory: Pace Analytical Services - Charlotte
Associated Lab Samples: 92547126003, 92547126004, 92547126011

METHOD BLANK: 3316017 Matrix: Solid
Associated Lab Samples: 92547126003, 92547126004, 92547126011

Parameter	Units	Blank Result	Reporting Limit	MDL	Analyzed	Qualifiers
1,1,1,2-Tetrachloroethane	ug/kg	ND	5.0	1.9	07/02/21 12:44	
1,1,1-Trichloroethane	ug/kg	ND	5.0	2.6	07/02/21 12:44	
1,1,2,2-Tetrachloroethane	ug/kg	ND	5.0	1.3	07/02/21 12:44	
1,1,2-Trichloroethane	ug/kg	ND	5.0	1.7	07/02/21 12:44	
1,1-Dichloroethane	ug/kg	ND	5.0	2.1	07/02/21 12:44	
1,1-Dichloroethene	ug/kg	ND	5.0	2.1	07/02/21 12:44	
1,1-Dichloropropene	ug/kg	ND	5.0	2.4	07/02/21 12:44	
1,2,3-Trichlorobenzene	ug/kg	ND	5.0	4.0	07/02/21 12:44	
1,2,3-Trichloropropane	ug/kg	ND	5.0	2.5	07/02/21 12:44	
1,2,4-Trichlorobenzene	ug/kg	ND	5.0	4.2	07/02/21 12:44	
1,2,4-Trimethylbenzene	ug/kg	ND	5.0	1.4	07/02/21 12:44	
1,2-Dibromo-3-chloropropane	ug/kg	ND	5.0	1.9	07/02/21 12:44	
1,2-Dibromoethane (EDB)	ug/kg	ND	5.0	2.2	07/02/21 12:44	
1,2-Dichlorobenzene	ug/kg	ND	5.0	1.8	07/02/21 12:44	
1,2-Dichloroethane	ug/kg	ND	5.0	3.3	07/02/21 12:44	
1,2-Dichloropropane	ug/kg	ND	5.0	1.5	07/02/21 12:44	
1,3,5-Trimethylbenzene	ug/kg	ND	5.0	1.7	07/02/21 12:44	
1,3-Dichlorobenzene	ug/kg	ND	5.0	1.6	07/02/21 12:44	
1,3-Dichloropropane	ug/kg	ND	5.0	1.6	07/02/21 12:44	
1,4-Dichlorobenzene	ug/kg	ND	5.0	1.3	07/02/21 12:44	
2,2-Dichloropropane	ug/kg	ND	5.0	1.6	07/02/21 12:44	
2-Butanone (MEK)	ug/kg	ND	100	24.0	07/02/21 12:44	
2-Chlorotoluene	ug/kg	ND	5.0	1.8	07/02/21 12:44	
2-Hexanone	ug/kg	ND	50.0	4.8	07/02/21 12:44	
4-Chlorotoluene	ug/kg	ND	5.0	0.88	07/02/21 12:44	
4-Methyl-2-pentanone (MIBK)	ug/kg	ND	50.0	4.8	07/02/21 12:44	
Acetone	ug/kg	152	100	32.1	07/02/21 12:44	C9
Benzene	ug/kg	ND	5.0	2.0	07/02/21 12:44	
Bromobenzene	ug/kg	ND	5.0	1.6	07/02/21 12:44	
Bromochloromethane	ug/kg	ND	5.0	1.5	07/02/21 12:44	
Bromodichloromethane	ug/kg	ND	5.0	1.9	07/02/21 12:44	
Bromoform	ug/kg	ND	5.0	1.8	07/02/21 12:44	
Bromomethane	ug/kg	ND	10.0	7.9	07/02/21 12:44	IK
Carbon tetrachloride	ug/kg	ND	5.0	1.9	07/02/21 12:44	
Chlorobenzene	ug/kg	ND	5.0	0.96	07/02/21 12:44	
Chloroethane	ug/kg	ND	10.0	3.9	07/02/21 12:44	
Chloroform	ug/kg	ND	5.0	3.0	07/02/21 12:44	
Chloromethane	ug/kg	ND	10.0	4.2	07/02/21 12:44	
cis-1,2-Dichloroethene	ug/kg	ND	5.0	1.7	07/02/21 12:44	
cis-1,3-Dichloropropene	ug/kg	ND	5.0	1.4	07/02/21 12:44	

Results presented on this page are in the units indicated by the "Units" column except where an alternate unit is presented to the right of the result.

REPORT OF LABORATORY ANALYSIS

This report shall not be reproduced, except in full,
without the written consent of Pace Analytical Services, LLC.

Pace Analytical Services, LLC
9800 Kincey Ave. Suite 100
Huntersville, NC 28078
(704)875-9092

QUALITY CONTROL DATA

Project: CPC Huntersville/2020-L1-2448
Pace Project No.: 92547126

METHOD BLANK: 3316017 Matrix: Solid
Associated Lab Samples: 92547126003, 92547126004, 92547126011

Parameter	Units	Blank Result	Reporting Limit	MDL	Analyzed	Qualifiers
Dibromochloromethane	ug/kg	ND	5.0	2.8	07/02/21 12:44	
Dibromomethane	ug/kg	ND	5.0	1.1	07/02/21 12:44	
Dichlorodifluoromethane	ug/kg	ND	10.0	2.2	07/02/21 12:44	
Diisopropyl ether	ug/kg	ND	5.0	1.4	07/02/21 12:44	
Ethylbenzene	ug/kg	ND	5.0	2.3	07/02/21 12:44	
Hexachloro-1,3-butadiene	ug/kg	ND	10.0	8.2	07/02/21 12:44	
Isopropylbenzene (Cumene)	ug/kg	ND	5.0	1.7	07/02/21 12:44	
m&p-Xylene	ug/kg	ND	10.0	3.4	07/02/21 12:44	
Methyl-tert-butyl ether	ug/kg	ND	5.0	1.9	07/02/21 12:44	
Methylene Chloride	ug/kg	ND	20.0	13.7	07/02/21 12:44	
n-Butylbenzene	ug/kg	ND	5.0	2.4	07/02/21 12:44	
n-Propylbenzene	ug/kg	ND	5.0	1.8	07/02/21 12:44	
Naphthalene	ug/kg	ND	5.0	2.6	07/02/21 12:44	
o-Xylene	ug/kg	ND	5.0	2.2	07/02/21 12:44	
p-Isopropyltoluene	ug/kg	ND	5.0	2.5	07/02/21 12:44	
sec-Butylbenzene	ug/kg	ND	5.0	2.2	07/02/21 12:44	
Styrene	ug/kg	ND	5.0	1.3	07/02/21 12:44	
tert-Butylbenzene	ug/kg	ND	5.0	1.8	07/02/21 12:44	
Tetrachloroethene	ug/kg	ND	5.0	1.6	07/02/21 12:44	
Toluene	ug/kg	ND	5.0	1.4	07/02/21 12:44	
trans-1,2-Dichloroethene	ug/kg	ND	5.0	1.8	07/02/21 12:44	
trans-1,3-Dichloropropene	ug/kg	ND	5.0	1.7	07/02/21 12:44	
Trichloroethene	ug/kg	ND	5.0	1.3	07/02/21 12:44	
Trichlorofluoromethane	ug/kg	ND	5.0	2.8	07/02/21 12:44	
Vinyl acetate	ug/kg	ND	50.0	3.6	07/02/21 12:44	
Vinyl chloride	ug/kg	ND	10.0	2.5	07/02/21 12:44	
Xylene (Total)	ug/kg	ND	10.0	2.8	07/02/21 12:44	
1,2-Dichloroethane-d4 (S)	%	112	70-130		07/02/21 12:44	
4-Bromofluorobenzene (S)	%	100	69-134		07/02/21 12:44	
Toluene-d8 (S)	%	101	70-130		07/02/21 12:44	

LABORATORY CONTROL SAMPLE: 3316018

Parameter	Units	Spike Conc.	LCS Result	LCS % Rec	% Rec Limits	Qualifiers
1,1,1,2-Tetrachloroethane	ug/kg	1250	1140	91	70-130	
1,1,1-Trichloroethane	ug/kg	1250	1060	85	70-130	
1,1,2,2-Tetrachloroethane	ug/kg	1250	1050	84	70-130	
1,1,2-Trichloroethane	ug/kg	1250	1040	83	70-130	
1,1-Dichloroethane	ug/kg	1250	1180	94	70-130	
1,1-Dichloroethene	ug/kg	1250	1200	96	70-130	
1,1-Dichloropropene	ug/kg	1250	1140	91	70-130	
1,2,3-Trichlorobenzene	ug/kg	1250	1170	94	65-130	
1,2,3-Trichloropropane	ug/kg	1250	1110	89	70-130	
1,2,4-Trichlorobenzene	ug/kg	1250	1190	95	68-130	

Results presented on this page are in the units indicated by the "Units" column except where an alternate unit is presented to the right of the result.

REPORT OF LABORATORY ANALYSIS

This report shall not be reproduced, except in full,
without the written consent of Pace Analytical Services, LLC.

Pace Analytical Services, LLC
9800 Kincey Ave. Suite 100
Huntersville, NC 28078
(704)875-9092

QUALITY CONTROL DATA

Project: CPC Huntersville/2020-L1-2448
Pace Project No.: 92547126

LABORATORY CONTROL SAMPLE: 3316018

Parameter	Units	Spike Conc.	LCS Result	LCS % Rec	% Rec Limits	Qualifiers
1,2,4-Trimethylbenzene	ug/kg	1250	1140	91	70-130	
1,2-Dibromo-3-chloropropane	ug/kg	1250	1070	85	70-130	
1,2-Dibromoethane (EDB)	ug/kg	1250	1130	91	70-130	
1,2-Dichlorobenzene	ug/kg	1250	1130	90	70-130	
1,2-Dichloroethane	ug/kg	1250	1080	86	63-130	
1,2-Dichloropropane	ug/kg	1250	1150	92	70-130	
1,3,5-Trimethylbenzene	ug/kg	1250	1150	92	70-130	
1,3-Dichlorobenzene	ug/kg	1250	1140	91	70-130	
1,3-Dichloropropane	ug/kg	1250	1140	91	70-130	
1,4-Dichlorobenzene	ug/kg	1250	1120	90	70-130	
2,2-Dichloropropane	ug/kg	1250	1070	86	66-130	
2-Butanone (MEK)	ug/kg	2500	2230	89	70-130	
2-Chlorotoluene	ug/kg	1250	1200	96	70-130	
2-Hexanone	ug/kg	2500	2230	89	70-130	
4-Chlorotoluene	ug/kg	1250	1130	90	70-130	
4-Methyl-2-pentanone (MIBK)	ug/kg	2500	2220	89	70-130	
Acetone	ug/kg	2500	2280	91	69-130	
Benzene	ug/kg	1250	1130	90	70-130	
Bromobenzene	ug/kg	1250	1160	93	70-130	
Bromochloromethane	ug/kg	1250	1170	93	70-130	
Bromodichloromethane	ug/kg	1250	1020	82	69-130	
Bromoform	ug/kg	1250	1090	87	70-130	
Bromomethane	ug/kg	1250	1460	117	52-130	IK
Carbon tetrachloride	ug/kg	1250	1160	92	70-130	
Chlorobenzene	ug/kg	1250	1150	92	70-130	
Chloroethane	ug/kg	1250	1270	102	65-130	
Chloroform	ug/kg	1250	1220	98	70-130	
Chloromethane	ug/kg	1250	1090	87	55-130	
cis-1,2-Dichloroethene	ug/kg	1250	1140	91	70-130	
cis-1,3-Dichloropropene	ug/kg	1250	1130	91	70-130	
Dibromochloromethane	ug/kg	1250	1110	89	70-130	
Dibromomethane	ug/kg	1250	1150	92	70-130	
Dichlorodifluoromethane	ug/kg	1250	1190	95	45-156	
Diisopropyl ether	ug/kg	1250	1060	85	70-130	
Ethylbenzene	ug/kg	1250	1260	101	70-130	
Hexachloro-1,3-butadiene	ug/kg	1250	1230	99	66-130	
Isopropylbenzene (Cumene)	ug/kg	1250	1190	95	70-130	
m&p-Xylene	ug/kg	2500	2340	94	70-130	
Methyl-tert-butyl ether	ug/kg	1250	1070	85	70-130	
Methylene Chloride	ug/kg	1250	1220	98	65-130	
n-Butylbenzene	ug/kg	1250	1230	98	67-130	
n-Propylbenzene	ug/kg	1250	1210	97	70-130	
Naphthalene	ug/kg	1250	1090	87	70-130	
o-Xylene	ug/kg	1250	1150	92	70-130	
p-Isopropyltoluene	ug/kg	1250	1170	93	67-130	
sec-Butylbenzene	ug/kg	1250	1180	94	69-130	
Styrene	ug/kg	1250	1160	93	70-130	

Results presented on this page are in the units indicated by the "Units" column except where an alternate unit is presented to the right of the result.

REPORT OF LABORATORY ANALYSIS

This report shall not be reproduced, except in full,
without the written consent of Pace Analytical Services, LLC.

Pace Analytical Services, LLC
9800 Kincey Ave. Suite 100
Huntersville, NC 28078
(704)875-9092

QUALITY CONTROL DATA

Project: CPC Huntersville/2020-L1-2448
Pace Project No.: 92547126

LABORATORY CONTROL SAMPLE: 3316018

Parameter	Units	Spike Conc.	LCS Result	LCS % Rec	% Rec Limits	Qualifiers
tert-Butylbenzene	ug/kg	1250	1200	96	67-130	
Tetrachloroethene	ug/kg	1250	1140	91	70-130	
Toluene	ug/kg	1250	1100	88	70-130	
trans-1,2-Dichloroethene	ug/kg	1250	1190	95	70-130	
trans-1,3-Dichloropropene	ug/kg	1250	1130	90	68-130	
Trichloroethene	ug/kg	1250	1150	92	70-130	
Trichlorofluoromethane	ug/kg	1250	1140	91	70-130	
Vinyl acetate	ug/kg	2500	2450	98	70-130	
Vinyl chloride	ug/kg	1250	1180	95	61-130	
Xylene (Total)	ug/kg	3750	3490	93	70-130	
1,2-Dichloroethane-d4 (S)	%			100	70-130	
4-Bromofluorobenzene (S)	%			97	69-134	
Toluene-d8 (S)	%			102	70-130	

MATRIX SPIKE & MATRIX SPIKE DUPLICATE: 3316019 3316020

Parameter	Units	92547181005 Result	MS Spike Conc.	MSD Spike Conc.	MS Result	MSD Result	MS % Rec	MSD % Rec	% Rec Limits	RPD	Max RPD	Qual
1,1,1,2-Tetrachloroethane	ug/kg	ND	37500	37500	31900	38300	85	103	70-131	18	30	
1,1,1-Trichloroethane	ug/kg	ND	37500	37500	30000	36000	80	96	65-133	18	30	
1,1,2,2-Tetrachloroethane	ug/kg	ND	37500	37500	29300	35100	78	94	66-130	18	30	
1,1,2-Trichloroethane	ug/kg	ND	37500	37500	28200	33500	75	90	66-133	17	30	
1,1-Dichloroethane	ug/kg	ND	37500	37500	32900	39600	88	106	65-130	19	30	
1,1-Dichloroethene	ug/kg	ND	37500	37500	34700	41100	93	110	10-158	17	30	
1,1-Dichloropropene	ug/kg	ND	37500	37500	32600	38500	87	103	68-133	17	30	
1,2,3-Trichlorobenzene	ug/kg	ND	37500	37500	33000	37200	88	99	27-138	12	30	
1,2,3-Trichloropropane	ug/kg	ND	37500	37500	30400	36200	81	97	67-130	17	30	
1,2,4-Trichlorobenzene	ug/kg	ND	37500	37500	32400	37200	87	99	51-134	14	30	
1,2,4-Trimethylbenzene	ug/kg	153000	37500	37500	123000	129000	-80	-65	63-136	5	30	M1
1,2-Dibromo-3-chloropropane	ug/kg	ND	37500	37500	27700	34100	74	91	32-130	21	30	
1,2-Dibromoethane (EDB)	ug/kg	ND	37500	37500	31300	37500	84	100	70-130	18	30	
1,2-Dichlorobenzene	ug/kg	ND	37500	37500	31100	36600	83	98	69-130	16	30	
1,2-Dichloroethane	ug/kg	ND	37500	37500	30700	36600	82	98	59-130	18	30	
1,2-Dichloropropane	ug/kg	ND	37500	37500	32200	37600	86	101	70-130	15	30	
1,3,5-Trimethylbenzene	ug/kg	40700	37500	37500	55200	61200	39	55	65-137	10	30	M1
1,3-Dichlorobenzene	ug/kg	ND	37500	37500	31000	35500	83	95	70-130	14	30	
1,3-Dichloropropane	ug/kg	ND	37500	37500	32000	38500	86	103	70-130	19	30	
1,4-Dichlorobenzene	ug/kg	ND	37500	37500	31000	37400	83	100	68-130	19	30	
2,2-Dichloropropane	ug/kg	ND	37500	37500	30900	37000	83	99	32-130	18	30	
2-Butanone (MEK)	ug/kg	ND	74800	74800	61700	74900	82	100	10-136	19	30	
2-Chlorotoluene	ug/kg	ND	37500	37500	35000	40400	94	108	69-141	14	30	
2-Hexanone	ug/kg	ND	74800	74800	61000	74700	82	100	10-144	20	30	
4-Chlorotoluene	ug/kg	ND	37500	37500	31100	36700	83	98	70-132	17	30	
4-Methyl-2-pentanone (MIBK)	ug/kg	ND	74800	74800	59000	71200	79	95	25-143	19	30	

Results presented on this page are in the units indicated by the "Units" column except where an alternate unit is presented to the right of the result.

REPORT OF LABORATORY ANALYSIS

This report shall not be reproduced, except in full,
without the written consent of Pace Analytical Services, LLC.

Pace Analytical Services, LLC
9800 Kincey Ave. Suite 100
Huntersville, NC 28078
(704)875-9092

QUALITY CONTROL DATA

Project: CPC Huntersville/2020-L1-2448
Pace Project No.: 92547126

MATRIX SPIKE & MATRIX SPIKE DUPLICATE: 3316019 3316020

Parameter	Units	92547181005 Result	MS Spike Conc.	MSD Spike Conc.	MS Result	MSD Result	MS % Rec	MSD % Rec	% Rec Limits	RPD	Max RPD	Qual
Acetone	ug/kg	11900	74800	74800	69200	83600	77	96	10-130	19	30	
Benzene	ug/kg	18500	37500	37500	42300	47800	64	78	67-130	12	30	M1
Bromobenzene	ug/kg	ND	37500	37500	31500	37300	84	100	70-130	17	30	
Bromochloromethane	ug/kg	ND	37500	37500	31700	38500	85	103	69-134	19	30	
Bromodichloromethane	ug/kg	ND	37500	37500	28600	33700	76	90	64-130	16	30	
Bromoform	ug/kg	ND	37500	37500	28600	35100	77	94	62-130	20	30	
Bromomethane	ug/kg	ND	37500	37500	45400	52200	121	140	20-176	14	30	IK
Carbon tetrachloride	ug/kg	ND	37500	37500	32200	38400	86	103	65-140	18	30	
Chlorobenzene	ug/kg	ND	37500	37500	33300	39100	89	104	70-130	16	30	
Chloroethane	ug/kg	ND	37500	37500	36000	43300	96	116	10-130	19	30	
Chloroform	ug/kg	ND	37500	37500	34000	41000	91	110	63-130	19	30	
Chloromethane	ug/kg	ND	37500	37500	31600	37600	85	101	58-130	17	30	
cis-1,2-Dichloroethene	ug/kg	ND	37500	37500	31800	38200	85	102	66-130	18	30	
cis-1,3-Dichloropropene	ug/kg	ND	37500	37500	30900	36100	83	97	67-130	16	30	
Dibromochloromethane	ug/kg	ND	37500	37500	30900	36600	83	98	67-130	17	30	
Dibromomethane	ug/kg	ND	37500	37500	31300	36600	84	98	63-131	16	30	
Dichlorodifluoromethane	ug/kg	ND	37500	37500	34600	41200	93	110	44-180	17	30	
Diisopropyl ether	ug/kg	ND	37500	37500	28800	35400	77	95	63-130	20	30	
Ethylbenzene	ug/kg	97600	37500	37500	93300	99700	-11	6	66-130	7	30	M1
Hexachloro-1,3-butadiene	ug/kg	ND	37500	37500	35100	40200	94	108	64-150	13	30	
Isopropylbenzene (Cumene)	ug/kg	8720	37500	37500	39400	45900	82	99	69-135	15	30	
m&p-Xylene	ug/kg	346000	74800	74800	267000	281000	-107	-87	60-133	5	30	M1
Methyl-tert-butyl ether	ug/kg	ND	37500	37500	28700	35000	77	94	65-130	20	30	
Methylene Chloride	ug/kg	ND	37500	37500	35300	41200	94	110	61-130	16	30	
n-Butylbenzene	ug/kg	6300	37500	37500	41100	45200	93	104	65-140	9	30	
n-Propylbenzene	ug/kg	28300	37500	37500	49200	54700	56	71	67-140	11	30	M1
Naphthalene	ug/kg	12800	37500	37500	37100	42100	65	78	15-145	13	30	
o-Xylene	ug/kg	145000	37500	37500	116000	124000	-75	-56	66-133	6	30	M1
p-Isopropyltoluene	ug/kg	7610	37500	37500	37600	43100	80	95	56-147	14	30	
sec-Butylbenzene	ug/kg	ND	37500	37500	35400	41100	95	110	65-139	15	30	
Styrene	ug/kg	ND	37500	37500	34600	40600	92	109	70-132	16	30	
tert-Butylbenzene	ug/kg	ND	37500	37500	33200	36500	89	98	62-135	10	30	
Tetrachloroethene	ug/kg	ND	37500	37500	31000	37100	83	99	70-135	18	30	
Toluene	ug/kg	312000	37500	37500	213000	220000	-265	-245	67-130	3	30	M1
trans-1,2-Dichloroethene	ug/kg	ND	37500	37500	33500	39600	90	106	69-130	17	30	
trans-1,3-Dichloropropene	ug/kg	ND	37500	37500	29900	36100	80	97	62-130	19	30	
Trichloroethene	ug/kg	ND	37500	37500	31900	37200	85	99	70-135	15	30	
Trichlorofluoromethane	ug/kg	ND	37500	37500	32500	39300	87	105	10-130	19	30	
Vinyl acetate	ug/kg	ND	74800	74800	66100	79100	88	106	53-130	18	30	
Vinyl chloride	ug/kg	ND	37500	37500	34500	41300	92	111	61-148	18	30	
Xylene (Total)	ug/kg	491000	112000	112000	383000	405000	-96	-77	63-132	6	30	MS
1,2-Dichloroethane-d4 (S)	%						108	107	70-130			
4-Bromofluorobenzene (S)	%						100	99	69-134			
Toluene-d8 (S)	%						100	99	70-130			

Results presented on this page are in the units indicated by the "Units" column except where an alternate unit is presented to the right of the result.

REPORT OF LABORATORY ANALYSIS

This report shall not be reproduced, except in full,
without the written consent of Pace Analytical Services, LLC.

Pace Analytical Services, LLC
9800 Kincey Ave. Suite 100
Huntersville, NC 28078
(704)875-9092

QUALITY CONTROL DATA

Project: CPC Huntersville/2020-L1-2448
Pace Project No.: 92547126

QC Batch: 630742
QC Batch Method: SW-846
Analysis Method: SW-846
Analysis Description: Dry Weight/Percent Moisture
Laboratory: Pace Analytical Services - Charlotte
Associated Lab Samples: 92547126001, 92547126002, 92547126003, 92547126004, 92547126005, 92547126006, 92547126007, 92547126008, 92547126009, 92547126010, 92547126011, 92547126012

SAMPLE DUPLICATE: 3314004

Parameter	Units	92547126001 Result	Dup Result	RPD	Max RPD	Qualifiers
Percent Moisture	%	18.0	18.6	3	25	N2

SAMPLE DUPLICATE: 3314005

Parameter	Units	92547177001 Result	Dup Result	RPD	Max RPD	Qualifiers
Percent Moisture	%	18.7	18.5	1	25	N2

Results presented on this page are in the units indicated by the "Units" column except where an alternate unit is presented to the right of the result.

REPORT OF LABORATORY ANALYSIS

This report shall not be reproduced, except in full,
without the written consent of Pace Analytical Services, LLC.

Pace Analytical Services, LLC
9800 Kincey Ave. Suite 100
Huntersville, NC 28078
(704)875-9092

QUALIFIERS

Project: CPC Huntersville/2020-L1-2448
Pace Project No.: 92547126

DEFINITIONS

DF - Dilution Factor, if reported, represents the factor applied to the reported data due to dilution of the sample aliquot.

ND - Not Detected at or above adjusted reporting limit.

TNTC - Too Numerous To Count

J - Estimated concentration above the adjusted method detection limit and below the adjusted reporting limit.

MDL - Adjusted Method Detection Limit.

PQL - Practical Quantitation Limit.

RL - Reporting Limit - The lowest concentration value that meets project requirements for quantitative data with known precision and bias for a specific analyte in a specific matrix.

S - Surrogate

1,2-Diphenylhydrazine decomposes to and cannot be separated from Azobenzene using Method 8270. The result for each analyte is a combined concentration.

Consistent with EPA guidelines, unrounded data are displayed and have been used to calculate % recovery and RPD values.

LCS(D) - Laboratory Control Sample (Duplicate)

MS(D) - Matrix Spike (Duplicate)

DUP - Sample Duplicate

RPD - Relative Percent Difference

NC - Not Calculable.

SG - Silica Gel - Clean-Up

U - Indicates the compound was analyzed for, but not detected.

Acid preservation may not be appropriate for 2 Chloroethylvinyl ether.

A separate vial preserved to a pH of 4-5 is recommended in SW846 Chapter 4 for the analysis of Acrolein and Acrylonitrile by EPA Method 8260.

N-Nitrosodiphenylamine decomposes and cannot be separated from Diphenylamine using Method 8270. The result reported for each analyte is a combined concentration.

Pace Analytical is TNI accredited. Contact your Pace PM for the current list of accredited analytes.

TNI - The NELAC Institute.

ANALYTE QUALIFIERS

B	Analyte was detected in the associated method blank.
C7	Analyte is a possible laboratory contaminant (not present in method blank).
C9	Common Laboratory Contaminant.
IK	The recalculated concentration of the calibration standard(s) did not meet method acceptance criteria; this result should be considered an estimated value.
L2	Analyte recovery in the laboratory control sample (LCS) was below QC limits. Results for this analyte in associated samples may be biased low.
M1	Matrix spike recovery exceeded QC limits. Batch accepted based on laboratory control sample (LCS) recovery.
MS	Analyte recovery in the matrix spike was outside QC limits for one or more of the constituent analytes used in the calculated result.
N2	The lab does not hold NELAC/TNI accreditation for this parameter but other accreditations/certifications may apply. A complete list of accreditations/certifications is available upon request.
S2	Surrogate recovery outside laboratory control limits due to matrix interferences (confirmed by similar results from sample re-analysis).
v1	The continuing calibration verification was above the method acceptance limit. Any detection for the analyte in the associated samples may have a high bias.

This report shall not be reproduced, except in full,
without the written consent of Pace Analytical Services, LLC.

Pace Analytical Services, LLC
9800 Kincey Ave. Suite 100
Huntersville, NC 28078
(704)875-9092

QUALITY CONTROL DATA CROSS REFERENCE TABLE

Project: CPC Huntersville/2020-L1-2448
Pace Project No.: 92547126

Lab ID	Sample ID	QC Batch Method	QC Batch	Analytical Method	Analytical Batch
92547126001	**AC8(0-2)**	MADEP VPH	630984	MADEP VPH	630999
92547126002	**AC8(20-22)**	MADEP VPH	630984	MADEP VPH	630999
92547126003	**AC8(26-28)**	MADEP VPH	630984	MADEP VPH	630999
92547126004	**AC9(0-2)**	MADEP VPH	630984	MADEP VPH	630999
92547126005	**AC9(24-26)**	MADEP VPH	630984	MADEP VPH	630999
92547126006	**AC9(26-28)**	MADEP VPH	630984	MADEP VPH	630999
92547126007	**AB9(0-2)**	MADEP VPH	630984	MADEP VPH	630999
92547126008	**AB9(24-26)**	MADEP VPH	630984	MADEP VPH	630999
92547126009	**AB9(28-29.5)**	MADEP VPH	630984	MADEP VPH	630999
92547126010	**AA9(0-2)**	MADEP VPH	631257	MADEP VPH	631270
92547126011	**AA9(24-26)**	MADEP VPH	631609	MADEP VPH	631658
92547126012	**AA9(34-35)**	MADEP VPH	631609	MADEP VPH	631658
92547126001	**AC8(0-2)**	EPA 5035A/5030B	630754	EPA 8260D	630784
92547126002	**AC8(20-22)**	EPA 5035A/5030B	630754	EPA 8260D	630784
92547126003	**AC8(26-28)**	EPA 5035A/5030B	631181	EPA 8260D	631199
92547126004	**AC9(0-2)**	EPA 5035A/5030B	631181	EPA 8260D	631199
92547126005	**AC9(24-26)**	EPA 5035A/5030B	630754	EPA 8260D	630784
92547126006	**AC9(26-28)**	EPA 5035A/5030B	630754	EPA 8260D	630784
92547126007	**AB9(0-2)**	EPA 5035A/5030B	630754	EPA 8260D	630784
92547126008	**AB9(24-26)**	EPA 5035A/5030B	630754	EPA 8260D	630784
92547126009	**AB9(28-29.5)**	EPA 5035A/5030B	630754	EPA 8260D	630784
92547126010	**AA9(0-2)**	EPA 5035A/5030B	630755	EPA 8260D	630785
92547126011	**AA9(24-26)**	EPA 5035A/5030B	631181	EPA 8260D	631199
92547126012	**AA9(34-35)**	EPA 5035A/5030B	630755	EPA 8260D	630785
92547126001	**AC8(0-2)**	SW-846	630742		
92547126002	**AC8(20-22)**	SW-846	630742		
92547126003	**AC8(26-28)**	SW-846	630742		
92547126004	**AC9(0-2)**	SW-846	630742		
92547126005	**AC9(24-26)**	SW-846	630742		
92547126006	**AC9(26-28)**	SW-846	630742		
92547126007	**AB9(0-2)**	SW-846	630742		
92547126008	**AB9(24-26)**	SW-846	630742		
92547126009	**AB9(28-29.5)**	SW-846	630742		
92547126010	**AA9(0-2)**	SW-846	630742		
92547126011	**AA9(24-26)**	SW-846	630742		
92547126012	**AA9(34-35)**	SW-846	630742		

This report shall not be reproduced, except in full,
without the written consent of Pace Analytical Services, LLC.

WO# : 92547126

92547126

CHAIN-OF-CUSTODY Analytical Request Document

Pace Analytical

Chain-of-Custody is a LEGAL DOCUMENT - Complete all relevent fields

LAB USE ONLY- Affix Work

ALL SHAD

Company: Apex Companies	Billing Information:
Address: 5900 North Woods Bus. Pkwy, Ste 0	
Report To: Andrew Street	Email To: andrew.street@apexcos.com
Copy To: tom.newmann@apexcos.com	Site Collection Info/Address: Huntersville-Concord Rd
Customer Project Name/Number: CPL Huntersville Site	State: NC / County/City: Huntersville / Time Zone Collected: [ ] PT [ ] MT [ ] CT [✓] ET
Phone: / Email:	Site/Facility ID #: CPL Huntersville Site / Compliance Monitoring? [ ] Yes [ ] No
Collected By (print): Kyle Zigler	Purchase Order #: / Quote #: 2020-LI-2248 / DW PWS ID #: / DW Location Code:
Collected By (signature):	Turnaround Date Required: Standard / Immediately Packed on Ice: [✓] Yes [ ] No
Sample Disposal: [✓] Dispose as appropriate [ ] Return [ ] Archive: ____ [ ] Hold: ____	Rush: [ ] Same Day [ ] Next Day [ ] 2 Day [ ] 3 Day [ ] 4 Day [ ] 5 Day (Expedite Charges Apply) / Field Filtered (if applicable): [ ] Yes [ ] No / Analysis: ____

Container Preservative Type **: 6 6

** Preservative Types: (1) nitric acid, (2) sulfuric acid, (3) hydrochloric acid, (4) sodium hydroxide, (5) zinc acetate, (6) methanol, (7) sodium bisulfate, (8) sodium thiosulfate, (9) hexane, (A) ascorbic acid, (B) ammonium sulfate, (C) ammonium hydroxide, (D) TSP, (U) Unpreserved, (O) Other ____

Analyses: VOCs by 8260D; MADEP VPH

Lab Profile/Line:

Lab Sample Receipt Checklist:

Custody Seals Present/Intact	Y	(N)	NA
Custody Signatures Present	Y	N	(NA)
Collector Signature Present	Y	N	NA
Bottles Intact	Y	N	NA
Correct Bottles	Y	N	NA
Sufficient Volume	Y	N	NA
Samples Received on Ice	Y	N	NA
VOA - Headspace Acceptable	Y	N	(NA)
USDA Regulated Soils	Y	(N)	NA
Samples in Holding Time	Y	N	NA
Residual Chlorine Present	Y	N	NA
Cl Strips: ____			
Sample pH Acceptable	Y	N	NA
pH Strips: ____			
Sulfide Present	Y	N	NA
Lead Acetate Strips: ____			

LAB USE ONLY:
Lab Sample # / Comments:

92547126

* Matrix Codes (Insert in Matrix box below): Drinking Water (DW), Ground Water (GW), Wastewater (WW), Product (P), Soil/Solid (SL), Oil (OL), Wipe (WP), Air (AR), Tissue (TS), Bioassay (B), Vapor (V), Other (OT)

Customer Sample ID	Matrix *	Comp / Grab	Collected (or Composite Start) Date	Collected (or Composite Start) Time	Composite End Date	Composite End Time	Res Cl	# of Ctns	VOCs by 8260D	MADEP VPH	Lab Sample # / Comments
AC8 (0-2)	SL	Grab	6-29-21	0910				3	X	X	001
AC8 (20-22)	SL	Grab	6-29-21	0915				3	X	X	002
AC8 (26-28)	SL	Grab	6-29-21	0920				3	X	X	003
AC9 (0-2)	SL	Grab	6-29-21	1000				3	X	X	004
AC9 (24-26)	SL	Grab	6-29-21	1005				3	X	X	005
AC9 (26-28)	SL	Grab	6-29-21	1010				3	X	X	006
AB9 (0-2)	SL	Grab	6-29-21	1120				3	X	X	007
AB9 (24-26)	SL	Grab	6-29-21	1125				3	X	X	008
AB9 (28-29.5)	SL	Grab	6-29-21	1130				3	X	X	009
AA9 (0-2)	SL	Grab	6-29-21	1430				3	X	X	010

Customer Remarks / Special Conditions / Possible Hazards:

Type of Ice Used: Wet Blue Dry None

Packing Material Used: None

Radchem sample(s) screened (<500 cpm): Y N NA

SHORT HOLDS PRESENT (<72 hours): Y N N/A

Lab Tracking #: 2632800

Samples received via: FEDEX UPS Client Courier Pace Courier

Lab Sample Temperature Info:
Temp Blank Received: Y N NA
Therm ID#: 92064
Cooler 1 Temp Upon Receipt: 4.3 oC
Cooler 1 Therm Corr. Factor: +.1 oC
Cooler 1 Corrected Temp: 4.2 oC
Comments:

	Date/Time:	Received by/Company: (Signature)	Date/Time:
Relinquished by/Company: (Signature) Apex	6-29-21/1731	Apex	6/29/21 1731
Relinquished by/Company: (Signature) APEX	6/30 0640		6/30 0640
Relinquished by/Company: (Signature)	6/30 1215	PKC PaceANL	6/30/21 1215

MTJL LAB USE ONLY
Table #:
Acctnum:
Template:
Prelogin:
PM:
PB:

Trip Blank Received: Y (N) NA
HCL MeOH TSP Other

Non Conformance(s): YES (NO)

Page: ____ of: ____

CHAIN-OF-CUSTODY Analytical Request Document

Pace Analytical

Chain-of-Custody is a LEGAL DOCUMENT - Complete all relevent fields

LAB USE ONLY- Affix Workorder/ ... or List Pace Workorder Number or MT

WO#: 92547126

PM: AMB Due Date: 07/08/21

CLIENT: 92-APEX MOOR

ALL SHADED A...

Company: Apex Companies	Billing Information:
Address: 5900 North Woods Bus. Pkwy, Ste O	
Report To: Andrew Street	Email To: andrew.street@apexcos.com
Copy To: tom.mawmann@apexcos.com	Site Collection Info/Address: Huntersville-Concord Rd
Customer Project Name/Number: CPC Huntersville Site	State: NC County/City: Huntersville Time Zone Collected: [ ] PT [ ] MT [ ] CT [✓] ET
Phone: Email:	Site/Facility ID #: CPC Huntersville Site; Compliance Monitoring? [ ] Yes [ ] No
Collected By (print): Kyle Zogler	Purchase Order #: Quote #: 2020-11-2248; DW PWS ID #: DW Location Code:
Collected By (signature):	Turnaround Date Required: Standard; Immediately Packed on Ice: [✓] Yes [ ] No
Sample Disposal: [✓] Dispose as appropriate [ ] Return [ ] Archive: [ ] Hold:	Rush: [ ] Same Day [ ] Next Day [ ] 2 Day [ ] 3 Day [ ] 4 Day [ ] 5 Day (Expedite Charges Apply); Field Filtered (if applicable): [ ] Yes [ ] No; Analysis:

* Matrix Codes (Insert in Matrix box below): Drinking Water (DW), Ground Water (GW), Wastewater (WW), Product (P), Soil/Solid (SL), Oil (OL), Wipe (WP), Air (AR), Tissue (TS), Bioassay (B), Vapor (V), Other (OT)

Container Preservative Type **: 6 | 6

** Preservative Types: (1) nitric acid, (2) sulfuric acid, (3) hydrochloric acid, (4) sodium hydroxide, (5) (6) methanol, (7) sodium bisulfate, (8) sodium thiosulfate, (9) hexane, (A) ascorbic acid, (B) ammonium sulfate, (C) ammonium hydroxide, (D) TSP, (U) Unpreserved, (O) Other

Analyses: VOCs by 8260D; MADEP VPH

Customer Sample ID	Matrix *	Comp / Grab	Collected (or Composite Start) Date	Collected (or Composite Start) Time	Composite End Date	Composite End Time	Res Cl	# of Ctns	VOCs by 8260D	MADEP VPH	Lab # / Comments
AA9(24-26)	SL	Grab	6-29-21	1435				3	X	X	011
AA9(34-35)	SL	Grab	6-29-21	1440				3	X	X	012

Lab Profile/Line:

Lab Sample Receipt Checklist:

Custody Seals Present/Intact	Y N NA
Custody Signatures Present	Y N NA
Collector Signature Present	Y N NA
Bottles Intact	Y N NA
Correct Bottles	Y N NA
Sufficient Volume	Y N NA
Samples Received on Ice	Y N NA
VOA - Headspace Acceptable	Y N NA
USDA Regulated Soils	Y N NA
Samples in Holding Time	Y N NA
Residual Chlorine Present	Y N NA
Cl Strips:	
Sample pH Acceptable	Y N NA
pH Strips:	
Sulfide Present	Y N NA
Lead Acetate Strips:	

LAB USE ONLY:
Lab Sample # / Comments:

Customer Remarks / Special Conditions / Possible Hazards:

Type of Ice Used: Wet Blue Dry None

Packing Material Used: None

Radchem sample(s) screened (<500 cpm): Y N NA

SHORT HOLDS PRESENT (<72 hours): Y N N/A

Lab Tracking #: 2632799

Samples received via: FEDEX UPS Client Courier Pace Courier

Lab Sample Temperature Info:
Temp Blank Received: Y N NA
Therm ID#: 92T064
Cooler 1 Temp Upon Receipt: 4.3 oC
Cooler 1 Therm Corr. Factor: +.1 oC
Cooler 1 Corrected Temp: 4.2 oC
Comments:

	Date/Time:	Received by/Company: (Signature)	Date/Time:
Relinquished by/Company: (Signature) Kyle Zogler / Apex	6-29-21 1731	Received by/Company: (Signature) / Apex	6/29/21 1731
Relinquished by/Company: (Signature) APEX	6/30 0640	Received by/Company: (Signature)	6/30 0640
Relinquished by/Company: (Signature)	6/30 1215	Received by/Company: (Signature) JKC Pace HIL	6/30/21 1215

MTJL LAB USE ONLY
Table #:
Acctnum:
Template:
Prelogin:
PM:
PB:

Trip Blank Received: Y N NA
HCL MeOH TSP Other

Non Conformance(s): YES / NO

Page: of:

Pace Analytical Services, LLC
9800 Kincey Ave. Suite 100
Huntersville, NC 28078
(704)875-9092

July 07, 2021

Andrew Street
Apex Companies - NC
5900 Northwoods Business Pkwy
Suite 5900-0
Charlotte, NC 28269

RE: Project: CPC Huntersville/2020-L1-2448
Pace Project No.: 92547162

Dear Andrew Street:

Enclosed are the analytical results for sample(s) received by the laboratory on June 30, 2021. The results relate only to the samples included in this report. Results reported herein conform to the applicable TNI/NELAC Standards and the laboratory's Quality Manual, where applicable, unless otherwise noted in the body of the report.

The test results provided in this final report were generated by each of the following laboratories within the Pace Network:

- Pace Analytical Services - Charlotte

If you have any questions concerning this report, please feel free to contact me.

Sincerely,

Angela M. Baioni

Angela Baioni
angela.baioni@pacelabs.com
(704)875-9092
Project Manager

Enclosures

cc: J Culbreath, Colonial Pipeline Company
Naomi Fretz, APEX Companies, LLC
Robert Hughes, Colonial Pipeline
Cameron Lee, Montrose-EPS
Jamie Moran, APEX Companies, LLC
Jeff Morrison, Colonial Pipeline Company
Tom Naumann, APEX Companies - NC
Joe Nicolette, Montrose-EPS
Christopher Schultz, Apex Companies
Matt Teixeira, Apex Companies, LLC
Michael Verdon, Colonial Pipeline Company
JM Wyatt, Colonial Pipeline Company

REPORT OF LABORATORY ANALYSIS

This report shall not be reproduced, except in full,
without the written consent of Pace Analytical Services, LLC.

Pace Analytical Services, LLC
9800 Kincey Ave. Suite 100
Huntersville, NC 28078
(704)875-9092

CERTIFICATIONS

Project: CPC Huntersville/2020-L1-2448
Pace Project No.: 92547162

Pace Analytical Services Charlotte
9800 Kincey Ave. Ste 100, Huntersville, NC 28078
Louisiana/NELAP Certification # LA170028
North Carolina Drinking Water Certification #: 37706
North Carolina Field Services Certification #: 5342
North Carolina Wastewater Certification #: 12
South Carolina Certification #: 99006001
Florida/NELAP Certification #: E87627
Kentucky UST Certification #: 84
Virginia/VELAP Certification #: 460221

REPORT OF LABORATORY ANALYSIS

This report shall not be reproduced, except in full,
without the written consent of Pace Analytical Services, LLC.

Pace Analytical Services, LLC
9800 Kincey Ave. Suite 100
Huntersville, NC 28078
(704)875-9092

SAMPLE SUMMARY

Project: CPC Huntersville/2020-L1-2448
Pace Project No.: 92547162

Lab ID	Sample ID	Matrix	Date Collected	Date Received
92547162001	**PV-17 (20-22)**	Solid	06/30/21 09:00	06/30/21 13:30
92547162002	**AS-21 (18-20)**	Solid	06/30/21 09:50	06/30/21 13:30
92547162003	**AS-22 (18-20)**	Solid	06/30/21 11:00	06/30/21 13:30

This report shall not be reproduced, except in full,
without the written consent of Pace Analytical Services, LLC.

Pace Analytical Services, LLC
9800 Kincey Ave. Suite 100
Huntersville, NC 28078
(704)875-9092

SAMPLE ANALYTE COUNT

Project: CPC Huntersville/2020-L1-2448
Pace Project No.: 92547162

Lab ID	Sample ID	Method	Analysts	Analytes Reported	Laboratory
92547162001	**PV-17 (20-22)**	MADEP VPH	MAD	6	PASI-C
		EPA 8260D	SAS	70	PASI-C
		SW-846	KDF	1	PASI-C
92547162002	**AS-21 (18-20)**	MADEP VPH	MAD	6	PASI-C
		EPA 8260D	SAS	70	PASI-C
		SW-846	KDF	1	PASI-C
92547162003	**AS-22 (18-20)**	MADEP VPH	MAD	6	PASI-C
		EPA 8260D	SAS	70	PASI-C
		SW-846	KDF	1	PASI-C

PASI-C = Pace Analytical Services - Charlotte

This report shall not be reproduced, except in full,
without the written consent of Pace Analytical Services, LLC.

Pace Analytical Services, LLC
9800 Kincey Ave. Suite 100
Huntersville, NC 28078
(704)875-9092

ANALYTICAL RESULTS

Project: CPC Huntersville/2020-L1-2448
Pace Project No.: 92547162

Sample: PV-17 (20-22) **Lab ID: 92547162001** Collected: 06/30/21 09:00 Received: 06/30/21 13:30 Matrix: Solid

Results reported on a "dry weight" basis and are adjusted for percent moisture, sample size and any dilutions.

Parameters	Results	Units	Report Limit	MDL	DF	Prepared	Analyzed	CAS No.	Qual
VPH NC Soil	Analytical Method: MADEP VPH Preparation Method: MADEP VPH Pace Analytical Services - Charlotte								
Total VPH (C5-C12)	**53.8**	mg/kg	4.0	4.0	1	07/02/21 13:02	07/03/21 03:15		N2
Aliphatic (C05-C08)	**37.4**	mg/kg	4.0	4.0	1	07/02/21 13:02	07/03/21 03:15		N2
Aliphatic(C09-C12) Adjusted	**13.6**	mg/kg	4.0	4.0	1	07/02/21 13:02	07/03/21 03:15		N2
Aromatic (C09-C10)	ND	mg/kg	4.0	4.0	1	07/02/21 13:02	07/03/21 03:15		N2
Surrogates									
4-Bromofluorobenzene (FID) (S)	107	%	70-130		1	07/02/21 13:02	07/03/21 03:15	460-00-4	
4-Bromofluorobenzene (PID) (S)	102	%	70-130		1	07/02/21 13:02	07/03/21 03:15	460-00-4	
8260D/5035A/5030B Volatiles	Analytical Method: EPA 8260D Preparation Method: EPA 5035A/5030B Pace Analytical Services - Charlotte								
Acetone	ND	ug/kg	160	51.4	1	07/01/21 14:19	07/02/21 18:35	67-64-1	
Benzene	ND	ug/kg	8.0	3.2	1	07/01/21 14:19	07/02/21 18:35	71-43-2	
Bromobenzene	ND	ug/kg	8.0	2.6	1	07/01/21 14:19	07/02/21 18:35	108-86-1	
Bromochloromethane	ND	ug/kg	8.0	2.4	1	07/01/21 14:19	07/02/21 18:35	74-97-5	
Bromodichloromethane	ND	ug/kg	8.0	3.1	1	07/01/21 14:19	07/02/21 18:35	75-27-4	
Bromoform	ND	ug/kg	8.0	2.8	1	07/01/21 14:19	07/02/21 18:35	75-25-2	
Bromomethane	ND	ug/kg	16.0	12.7	1	07/01/21 14:19	07/02/21 18:35	74-83-9	IK
2-Butanone (MEK)	ND	ug/kg	160	38.4	1	07/01/21 14:19	07/02/21 18:35	78-93-3	
n-Butylbenzene	ND	ug/kg	8.0	3.8	1	07/01/21 14:19	07/02/21 18:35	104-51-8	
sec-Butylbenzene	ND	ug/kg	8.0	3.5	1	07/01/21 14:19	07/02/21 18:35	135-98-8	
tert-Butylbenzene	ND	ug/kg	8.0	2.9	1	07/01/21 14:19	07/02/21 18:35	98-06-6	
Carbon tetrachloride	ND	ug/kg	8.0	3.0	1	07/01/21 14:19	07/02/21 18:35	56-23-5	
Chlorobenzene	ND	ug/kg	8.0	1.5	1	07/01/21 14:19	07/02/21 18:35	108-90-7	
Chloroethane	ND	ug/kg	16.0	6.2	1	07/01/21 14:19	07/02/21 18:35	75-00-3	
Chloroform	ND	ug/kg	8.0	4.9	1	07/01/21 14:19	07/02/21 18:35	67-66-3	
Chloromethane	ND	ug/kg	16.0	6.7	1	07/01/21 14:19	07/02/21 18:35	74-87-3	
2-Chlorotoluene	ND	ug/kg	8.0	2.8	1	07/01/21 14:19	07/02/21 18:35	95-49-8	
4-Chlorotoluene	ND	ug/kg	8.0	1.4	1	07/01/21 14:19	07/02/21 18:35	106-43-4	
1,2-Dibromo-3-chloropropane	ND	ug/kg	8.0	3.1	1	07/01/21 14:19	07/02/21 18:35	96-12-8	
Dibromochloromethane	ND	ug/kg	8.0	4.5	1	07/01/21 14:19	07/02/21 18:35	124-48-1	
1,2-Dibromoethane (EDB)	ND	ug/kg	8.0	3.5	1	07/01/21 14:19	07/02/21 18:35	106-93-4	
Dibromomethane	ND	ug/kg	8.0	1.7	1	07/01/21 14:19	07/02/21 18:35	74-95-3	
1,2-Dichlorobenzene	ND	ug/kg	8.0	2.9	1	07/01/21 14:19	07/02/21 18:35	95-50-1	
1,3-Dichlorobenzene	ND	ug/kg	8.0	2.5	1	07/01/21 14:19	07/02/21 18:35	541-73-1	
1,4-Dichlorobenzene	ND	ug/kg	8.0	2.1	1	07/01/21 14:19	07/02/21 18:35	106-46-7	
Dichlorodifluoromethane	ND	ug/kg	16.0	3.5	1	07/01/21 14:19	07/02/21 18:35	75-71-8	
1,1-Dichloroethane	ND	ug/kg	8.0	3.3	1	07/01/21 14:19	07/02/21 18:35	75-34-3	
1,2-Dichloroethane	ND	ug/kg	8.0	5.3	1	07/01/21 14:19	07/02/21 18:35	107-06-2	
1,1-Dichloroethene	ND	ug/kg	8.0	3.3	1	07/01/21 14:19	07/02/21 18:35	75-35-4	
cis-1,2-Dichloroethene	ND	ug/kg	8.0	2.7	1	07/01/21 14:19	07/02/21 18:35	156-59-2	
trans-1,2-Dichloroethene	ND	ug/kg	8.0	2.8	1	07/01/21 14:19	07/02/21 18:35	156-60-5	
1,2-Dichloropropane	ND	ug/kg	8.0	2.4	1	07/01/21 14:19	07/02/21 18:35	78-87-5	
1,3-Dichloropropane	ND	ug/kg	8.0	2.5	1	07/01/21 14:19	07/02/21 18:35	142-28-9	
2,2-Dichloropropane	ND	ug/kg	8.0	2.6	1	07/01/21 14:19	07/02/21 18:35	594-20-7	

REPORT OF LABORATORY ANALYSIS

This report shall not be reproduced, except in full,
without the written consent of Pace Analytical Services, LLC.

Pace Analytical Services, LLC
9800 Kincey Ave. Suite 100
Huntersville, NC 28078
(704)875-9092

ANALYTICAL RESULTS

Project: CPC Huntersville/2020-L1-2448
Pace Project No.: 92547162

Sample: PV-17 (20-22) **Lab ID: 92547162001** Collected: 06/30/21 09:00 Received: 06/30/21 13:30 Matrix: Solid

Results reported on a "dry weight" basis and are adjusted for percent moisture, sample size and any dilutions.

Parameters	Results	Units	Report Limit	MDL	DF	Prepared	Analyzed	CAS No.	Qual
8260D/5035A/5030B Volatiles	Analytical Method: EPA 8260D Preparation Method: EPA 5035A/5030B Pace Analytical Services - Charlotte								
1,1-Dichloropropene	ND	ug/kg	8.0	3.8	1	07/01/21 14:19	07/02/21 18:35	563-58-6	
cis-1,3-Dichloropropene	ND	ug/kg	8.0	2.2	1	07/01/21 14:19	07/02/21 18:35	10061-01-5	
trans-1,3-Dichloropropene	ND	ug/kg	8.0	2.8	1	07/01/21 14:19	07/02/21 18:35	10061-02-6	
Diisopropyl ether	ND	ug/kg	8.0	2.2	1	07/01/21 14:19	07/02/21 18:35	108-20-3	
Ethylbenzene	ND	ug/kg	8.0	3.7	1	07/01/21 14:19	07/02/21 18:35	100-41-4	
Hexachloro-1,3-butadiene	ND	ug/kg	16.0	13.1	1	07/01/21 14:19	07/02/21 18:35	87-68-3	
2-Hexanone	ND	ug/kg	80.1	7.7	1	07/01/21 14:19	07/02/21 18:35	591-78-6	
Isopropylbenzene (Cumene)	ND	ug/kg	8.0	2.7	1	07/01/21 14:19	07/02/21 18:35	98-82-8	
p-Isopropyltoluene	ND	ug/kg	8.0	3.9	1	07/01/21 14:19	07/02/21 18:35	99-87-6	
Methylene Chloride	ND	ug/kg	32.0	21.9	1	07/01/21 14:19	07/02/21 18:35	75-09-2	
4-Methyl-2-pentanone (MIBK)	ND	ug/kg	80.1	7.7	1	07/01/21 14:19	07/02/21 18:35	108-10-1	
Methyl-tert-butyl ether	ND	ug/kg	8.0	3.0	1	07/01/21 14:19	07/02/21 18:35	1634-04-4	
Naphthalene	ND	ug/kg	8.0	4.2	1	07/01/21 14:19	07/02/21 18:35	91-20-3	
n-Propylbenzene	ND	ug/kg	8.0	2.9	1	07/01/21 14:19	07/02/21 18:35	103-65-1	
Styrene	ND	ug/kg	8.0	2.1	1	07/01/21 14:19	07/02/21 18:35	100-42-5	
1,1,1,2-Tetrachloroethane	ND	ug/kg	8.0	3.1	1	07/01/21 14:19	07/02/21 18:35	630-20-6	
1,1,2,2-Tetrachloroethane	ND	ug/kg	8.0	2.1	1	07/01/21 14:19	07/02/21 18:35	79-34-5	
Tetrachloroethene	ND	ug/kg	8.0	2.5	1	07/01/21 14:19	07/02/21 18:35	127-18-4	
Toluene	ND	ug/kg	8.0	2.3	1	07/01/21 14:19	07/02/21 18:35	108-88-3	
1,2,3-Trichlorobenzene	ND	ug/kg	8.0	6.5	1	07/01/21 14:19	07/02/21 18:35	87-61-6	
1,2,4-Trichlorobenzene	ND	ug/kg	8.0	6.7	1	07/01/21 14:19	07/02/21 18:35	120-82-1	
1,1,1-Trichloroethane	ND	ug/kg	8.0	4.2	1	07/01/21 14:19	07/02/21 18:35	71-55-6	
1,1,2-Trichloroethane	ND	ug/kg	8.0	2.7	1	07/01/21 14:19	07/02/21 18:35	79-00-5	
Trichloroethene	ND	ug/kg	8.0	2.1	1	07/01/21 14:19	07/02/21 18:35	79-01-6	
Trichlorofluoromethane	ND	ug/kg	8.0	4.4	1	07/01/21 14:19	07/02/21 18:35	75-69-4	
1,2,3-Trichloropropane	ND	ug/kg	8.0	4.1	1	07/01/21 14:19	07/02/21 18:35	96-18-4	
1,2,4-Trimethylbenzene	ND	ug/kg	8.0	2.2	1	07/01/21 14:19	07/02/21 18:35	95-63-6	
1,3,5-Trimethylbenzene	ND	ug/kg	8.0	2.7	1	07/01/21 14:19	07/02/21 18:35	108-67-8	
Vinyl acetate	ND	ug/kg	80.1	5.8	1	07/01/21 14:19	07/02/21 18:35	108-05-4	
Vinyl chloride	ND	ug/kg	16.0	4.1	1	07/01/21 14:19	07/02/21 18:35	75-01-4	
Xylene (Total)	ND	ug/kg	16.0	4.6	1	07/01/21 14:19	07/02/21 18:35	1330-20-7	
m&p-Xylene	ND	ug/kg	16.0	5.5	1	07/01/21 14:19	07/02/21 18:35	179601-23-1	
o-Xylene	ND	ug/kg	8.0	3.5	1	07/01/21 14:19	07/02/21 18:35	95-47-6	
Surrogates									
Toluene-d8 (S)	101	%	70-130		1	07/01/21 14:19	07/02/21 18:35	2037-26-5	
4-Bromofluorobenzene (S)	99	%	69-134		1	07/01/21 14:19	07/02/21 18:35	460-00-4	
1,2-Dichloroethane-d4 (S)	113	%	70-130		1	07/01/21 14:19	07/02/21 18:35	17060-07-0	
Percent Moisture	Analytical Method: SW-846 Pace Analytical Services - Charlotte								
Percent Moisture	**23.0**	%	0.10	0.10	1		06/30/21 17:24		N2

REPORT OF LABORATORY ANALYSIS

This report shall not be reproduced, except in full,
without the written consent of Pace Analytical Services, LLC.

Pace Analytical Services, LLC
9800 Kincey Ave. Suite 100
Huntersville, NC 28078
(704)875-9092

ANALYTICAL RESULTS

Project: CPC Huntersville/2020-L1-2448
Pace Project No.: 92547162

Sample: AS-21 (18-20) **Lab ID: 92547162002** Collected: 06/30/21 09:50 Received: 06/30/21 13:30 Matrix: Solid

Results reported on a "dry weight" basis and are adjusted for percent moisture, sample size and any dilutions.

Parameters	Results	Units	Report Limit	MDL	DF	Prepared	Analyzed	CAS No.	Qual
VPH NC Soil	Analytical Method: MADEP VPH Preparation Method: MADEP VPH Pace Analytical Services - Charlotte								
Total VPH (C5-C12)	**22.9**	mg/kg	4.4	4.4	1	07/02/21 13:02	07/03/21 03:43		N2
Aliphatic (C05-C08)	**14.1**	mg/kg	4.4	4.4	1	07/02/21 13:02	07/03/21 03:43		N2
Aliphatic(C09-C12) Adjusted	**7.3**	mg/kg	4.4	4.4	1	07/02/21 13:02	07/03/21 03:43		N2
Aromatic (C09-C10)	ND	mg/kg	4.4	4.4	1	07/02/21 13:02	07/03/21 03:43		N2
Surrogates									
4-Bromofluorobenzene (FID) (S)	104	%	70-130		1	07/02/21 13:02	07/03/21 03:43	460-00-4	
4-Bromofluorobenzene (PID) (S)	102	%	70-130		1	07/02/21 13:02	07/03/21 03:43	460-00-4	
8260D/5035A/5030B Volatiles	Analytical Method: EPA 8260D Preparation Method: EPA 5035A/5030B Pace Analytical Services - Charlotte								
Acetone	ND	ug/kg	156	50.0	1	07/01/21 14:19	07/02/21 18:53	67-64-1	
Benzene	ND	ug/kg	7.8	3.1	1	07/01/21 14:19	07/02/21 18:53	71-43-2	
Bromobenzene	ND	ug/kg	7.8	2.5	1	07/01/21 14:19	07/02/21 18:53	108-86-1	
Bromochloromethane	ND	ug/kg	7.8	2.3	1	07/01/21 14:19	07/02/21 18:53	74-97-5	
Bromodichloromethane	ND	ug/kg	7.8	3.0	1	07/01/21 14:19	07/02/21 18:53	75-27-4	
Bromoform	ND	ug/kg	7.8	2.7	1	07/01/21 14:19	07/02/21 18:53	75-25-2	
Bromomethane	ND	ug/kg	15.6	12.3	1	07/01/21 14:19	07/02/21 18:53	74-83-9	IK
2-Butanone (MEK)	ND	ug/kg	156	37.4	1	07/01/21 14:19	07/02/21 18:53	78-93-3	
n-Butylbenzene	ND	ug/kg	7.8	3.7	1	07/01/21 14:19	07/02/21 18:53	104-51-8	
sec-Butylbenzene	ND	ug/kg	7.8	3.4	1	07/01/21 14:19	07/02/21 18:53	135-98-8	
tert-Butylbenzene	ND	ug/kg	7.8	2.8	1	07/01/21 14:19	07/02/21 18:53	98-06-6	
Carbon tetrachloride	ND	ug/kg	7.8	2.9	1	07/01/21 14:19	07/02/21 18:53	56-23-5	
Chlorobenzene	ND	ug/kg	7.8	1.5	1	07/01/21 14:19	07/02/21 18:53	108-90-7	
Chloroethane	ND	ug/kg	15.6	6.0	1	07/01/21 14:19	07/02/21 18:53	75-00-3	
Chloroform	ND	ug/kg	7.8	4.7	1	07/01/21 14:19	07/02/21 18:53	67-66-3	
Chloromethane	ND	ug/kg	15.6	6.5	1	07/01/21 14:19	07/02/21 18:53	74-87-3	
2-Chlorotoluene	ND	ug/kg	7.8	2.8	1	07/01/21 14:19	07/02/21 18:53	95-49-8	
4-Chlorotoluene	ND	ug/kg	7.8	1.4	1	07/01/21 14:19	07/02/21 18:53	106-43-4	
1,2-Dibromo-3-chloropropane	ND	ug/kg	7.8	3.0	1	07/01/21 14:19	07/02/21 18:53	96-12-8	
Dibromochloromethane	ND	ug/kg	7.8	4.4	1	07/01/21 14:19	07/02/21 18:53	124-48-1	
1,2-Dibromoethane (EDB)	ND	ug/kg	7.8	3.4	1	07/01/21 14:19	07/02/21 18:53	106-93-4	
Dibromomethane	ND	ug/kg	7.8	1.7	1	07/01/21 14:19	07/02/21 18:53	74-95-3	
1,2-Dichlorobenzene	ND	ug/kg	7.8	2.8	1	07/01/21 14:19	07/02/21 18:53	95-50-1	
1,3-Dichlorobenzene	ND	ug/kg	7.8	2.4	1	07/01/21 14:19	07/02/21 18:53	541-73-1	
1,4-Dichlorobenzene	ND	ug/kg	7.8	2.0	1	07/01/21 14:19	07/02/21 18:53	106-46-7	
Dichlorodifluoromethane	ND	ug/kg	15.6	3.4	1	07/01/21 14:19	07/02/21 18:53	75-71-8	
1,1-Dichloroethane	ND	ug/kg	7.8	3.2	1	07/01/21 14:19	07/02/21 18:53	75-34-3	
1,2-Dichloroethane	ND	ug/kg	7.8	5.2	1	07/01/21 14:19	07/02/21 18:53	107-06-2	
1,1-Dichloroethene	ND	ug/kg	7.8	3.2	1	07/01/21 14:19	07/02/21 18:53	75-35-4	
cis-1,2-Dichloroethene	ND	ug/kg	7.8	2.7	1	07/01/21 14:19	07/02/21 18:53	156-59-2	
trans-1,2-Dichloroethene	ND	ug/kg	7.8	2.7	1	07/01/21 14:19	07/02/21 18:53	156-60-5	
1,2-Dichloropropane	ND	ug/kg	7.8	2.3	1	07/01/21 14:19	07/02/21 18:53	78-87-5	
1,3-Dichloropropane	ND	ug/kg	7.8	2.4	1	07/01/21 14:19	07/02/21 18:53	142-28-9	
2,2-Dichloropropane	ND	ug/kg	7.8	2.5	1	07/01/21 14:19	07/02/21 18:53	594-20-7	

REPORT OF LABORATORY ANALYSIS

This report shall not be reproduced, except in full,
without the written consent of Pace Analytical Services, LLC.

Pace Analytical Services, LLC
9800 Kincey Ave. Suite 100
Huntersville, NC 28078
(704)875-9092

ANALYTICAL RESULTS

Project: CPC Huntersville/2020-L1-2448
Pace Project No.: 92547162

Sample: AS-21 (18-20) **Lab ID: 92547162002** Collected: 06/30/21 09:50 Received: 06/30/21 13:30 Matrix: Solid

Results reported on a "dry weight" basis and are adjusted for percent moisture, sample size and any dilutions.

Parameters	Results	Units	Report Limit	MDL	DF	Prepared	Analyzed	CAS No.	Qual
8260D/5035A/5030B Volatiles	Analytical Method: EPA 8260D Preparation Method: EPA 5035A/5030B Pace Analytical Services - Charlotte								
1,1-Dichloropropene	ND	ug/kg	7.8	3.7	1	07/01/21 14:19	07/02/21 18:53	563-58-6	
cis-1,3-Dichloropropene	ND	ug/kg	7.8	2.1	1	07/01/21 14:19	07/02/21 18:53	10061-01-5	
trans-1,3-Dichloropropene	ND	ug/kg	7.8	2.7	1	07/01/21 14:19	07/02/21 18:53	10061-02-6	
Diisopropyl ether	ND	ug/kg	7.8	2.1	1	07/01/21 14:19	07/02/21 18:53	108-20-3	
Ethylbenzene	ND	ug/kg	7.8	3.6	1	07/01/21 14:19	07/02/21 18:53	100-41-4	
Hexachloro-1,3-butadiene	ND	ug/kg	15.6	12.8	1	07/01/21 14:19	07/02/21 18:53	87-68-3	
2-Hexanone	ND	ug/kg	77.9	7.5	1	07/01/21 14:19	07/02/21 18:53	591-78-6	
Isopropylbenzene (Cumene)	ND	ug/kg	7.8	2.6	1	07/01/21 14:19	07/02/21 18:53	98-82-8	
p-Isopropyltoluene	ND	ug/kg	7.8	3.8	1	07/01/21 14:19	07/02/21 18:53	99-87-6	
Methylene Chloride	ND	ug/kg	31.2	21.4	1	07/01/21 14:19	07/02/21 18:53	75-09-2	
4-Methyl-2-pentanone (MIBK)	ND	ug/kg	77.9	7.5	1	07/01/21 14:19	07/02/21 18:53	108-10-1	
Methyl-tert-butyl ether	ND	ug/kg	7.8	2.9	1	07/01/21 14:19	07/02/21 18:53	1634-04-4	
Naphthalene	ND	ug/kg	7.8	4.1	1	07/01/21 14:19	07/02/21 18:53	91-20-3	
n-Propylbenzene	ND	ug/kg	7.8	2.8	1	07/01/21 14:19	07/02/21 18:53	103-65-1	
Styrene	ND	ug/kg	7.8	2.1	1	07/01/21 14:19	07/02/21 18:53	100-42-5	
1,1,1,2-Tetrachloroethane	ND	ug/kg	7.8	3.0	1	07/01/21 14:19	07/02/21 18:53	630-20-6	
1,1,2,2-Tetrachloroethane	ND	ug/kg	7.8	2.1	1	07/01/21 14:19	07/02/21 18:53	79-34-5	
Tetrachloroethene	ND	ug/kg	7.8	2.5	1	07/01/21 14:19	07/02/21 18:53	127-18-4	
Toluene	ND	ug/kg	7.8	2.2	1	07/01/21 14:19	07/02/21 18:53	108-88-3	
1,2,3-Trichlorobenzene	ND	ug/kg	7.8	6.3	1	07/01/21 14:19	07/02/21 18:53	87-61-6	
1,2,4-Trichlorobenzene	ND	ug/kg	7.8	6.5	1	07/01/21 14:19	07/02/21 18:53	120-82-1	
1,1,1-Trichloroethane	ND	ug/kg	7.8	4.1	1	07/01/21 14:19	07/02/21 18:53	71-55-6	
1,1,2-Trichloroethane	ND	ug/kg	7.8	2.6	1	07/01/21 14:19	07/02/21 18:53	79-00-5	
Trichloroethene	ND	ug/kg	7.8	2.0	1	07/01/21 14:19	07/02/21 18:53	79-01-6	
Trichlorofluoromethane	ND	ug/kg	7.8	4.3	1	07/01/21 14:19	07/02/21 18:53	75-69-4	
1,2,3-Trichloropropane	ND	ug/kg	7.8	3.9	1	07/01/21 14:19	07/02/21 18:53	96-18-4	
1,2,4-Trimethylbenzene	ND	ug/kg	7.8	2.1	1	07/01/21 14:19	07/02/21 18:53	95-63-6	
1,3,5-Trimethylbenzene	ND	ug/kg	7.8	2.6	1	07/01/21 14:19	07/02/21 18:53	108-67-8	
Vinyl acetate	ND	ug/kg	77.9	5.7	1	07/01/21 14:19	07/02/21 18:53	108-05-4	
Vinyl chloride	ND	ug/kg	15.6	4.0	1	07/01/21 14:19	07/02/21 18:53	75-01-4	
Xylene (Total)	ND	ug/kg	15.6	4.4	1	07/01/21 14:19	07/02/21 18:53	1330-20-7	
m&p-Xylene	ND	ug/kg	15.6	5.3	1	07/01/21 14:19	07/02/21 18:53	179601-23-1	
o-Xylene	ND	ug/kg	7.8	3.4	1	07/01/21 14:19	07/02/21 18:53	95-47-6	
Surrogates									
Toluene-d8 (S)	103	%	70-130		1	07/01/21 14:19	07/02/21 18:53	2037-26-5	
4-Bromofluorobenzene (S)	99	%	69-134		1	07/01/21 14:19	07/02/21 18:53	460-00-4	
1,2-Dichloroethane-d4 (S)	112	%	70-130		1	07/01/21 14:19	07/02/21 18:53	17060-07-0	
Percent Moisture	Analytical Method: SW-846 Pace Analytical Services - Charlotte								
Percent Moisture	**19.4**	%	0.10	0.10	1		06/30/21 17:24		N2

REPORT OF LABORATORY ANALYSIS

This report shall not be reproduced, except in full,
without the written consent of Pace Analytical Services, LLC.

Pace Analytical Services, LLC
9800 Kincey Ave. Suite 100
Huntersville, NC 28078
(704)875-9092

ANALYTICAL RESULTS

Project: CPC Huntersville/2020-L1-2448
Pace Project No.: 92547162

Sample: AS-22 (18-20) **Lab ID: 92547162003** Collected: 06/30/21 11:00 Received: 06/30/21 13:30 Matrix: Solid

Results reported on a "dry weight" basis and are adjusted for percent moisture, sample size and any dilutions.

Parameters	Results	Units	Report Limit	MDL	DF	Prepared	Analyzed	CAS No.	Qual
VPH NC Soil	Analytical Method: MADEP VPH Preparation Method: MADEP VPH Pace Analytical Services - Charlotte								
Total VPH (C5-C12)	**6.8**	mg/kg	4.9	4.9	1	07/02/21 13:02	07/03/21 04:11		N2
Aliphatic (C05-C08)	ND	mg/kg	4.9	4.9	1	07/02/21 13:02	07/03/21 04:11		N2
Aliphatic(C09-C12) Adjusted	ND	mg/kg	4.9	4.9	1	07/02/21 13:02	07/03/21 04:11		N2
Aromatic (C09-C10)	ND	mg/kg	4.9	4.9	1	07/02/21 13:02	07/03/21 04:11		N2
Surrogates									
4-Bromofluorobenzene (FID) (S)	101	%	70-130		1	07/02/21 13:02	07/03/21 04:11	460-00-4	
4-Bromofluorobenzene (PID) (S)	101	%	70-130		1	07/02/21 13:02	07/03/21 04:11	460-00-4	
8260D/5035A/5030B Volatiles	Analytical Method: EPA 8260D Preparation Method: EPA 5035A/5030B Pace Analytical Services - Charlotte								
Acetone	ND	ug/kg	168	54.0	1	07/01/21 14:19	07/02/21 19:12	67-64-1	
Benzene	ND	ug/kg	8.4	3.3	1	07/01/21 14:19	07/02/21 19:12	71-43-2	
Bromobenzene	ND	ug/kg	8.4	2.7	1	07/01/21 14:19	07/02/21 19:12	108-86-1	
Bromochloromethane	ND	ug/kg	8.4	2.5	1	07/01/21 14:19	07/02/21 19:12	74-97-5	
Bromodichloromethane	ND	ug/kg	8.4	3.2	1	07/01/21 14:19	07/02/21 19:12	75-27-4	
Bromoform	ND	ug/kg	8.4	3.0	1	07/01/21 14:19	07/02/21 19:12	75-25-2	
Bromomethane	ND	ug/kg	16.8	13.3	1	07/01/21 14:19	07/02/21 19:12	74-83-9	IK
2-Butanone (MEK)	ND	ug/kg	168	40.4	1	07/01/21 14:19	07/02/21 19:12	78-93-3	
n-Butylbenzene	ND	ug/kg	8.4	4.0	1	07/01/21 14:19	07/02/21 19:12	104-51-8	
sec-Butylbenzene	ND	ug/kg	8.4	3.7	1	07/01/21 14:19	07/02/21 19:12	135-98-8	
tert-Butylbenzene	ND	ug/kg	8.4	3.0	1	07/01/21 14:19	07/02/21 19:12	98-06-6	
Carbon tetrachloride	ND	ug/kg	8.4	3.1	1	07/01/21 14:19	07/02/21 19:12	56-23-5	
Chlorobenzene	ND	ug/kg	8.4	1.6	1	07/01/21 14:19	07/02/21 19:12	108-90-7	
Chloroethane	ND	ug/kg	16.8	6.5	1	07/01/21 14:19	07/02/21 19:12	75-00-3	
Chloroform	ND	ug/kg	8.4	5.1	1	07/01/21 14:19	07/02/21 19:12	67-66-3	
Chloromethane	ND	ug/kg	16.8	7.1	1	07/01/21 14:19	07/02/21 19:12	74-87-3	
2-Chlorotoluene	ND	ug/kg	8.4	3.0	1	07/01/21 14:19	07/02/21 19:12	95-49-8	
4-Chlorotoluene	ND	ug/kg	8.4	1.5	1	07/01/21 14:19	07/02/21 19:12	106-43-4	
1,2-Dibromo-3-chloropropane	ND	ug/kg	8.4	3.3	1	07/01/21 14:19	07/02/21 19:12	96-12-8	
Dibromochloromethane	ND	ug/kg	8.4	4.7	1	07/01/21 14:19	07/02/21 19:12	124-48-1	
1,2-Dibromoethane (EDB)	ND	ug/kg	8.4	3.7	1	07/01/21 14:19	07/02/21 19:12	106-93-4	
Dibromomethane	ND	ug/kg	8.4	1.8	1	07/01/21 14:19	07/02/21 19:12	74-95-3	
1,2-Dichlorobenzene	ND	ug/kg	8.4	3.0	1	07/01/21 14:19	07/02/21 19:12	95-50-1	
1,3-Dichlorobenzene	ND	ug/kg	8.4	2.6	1	07/01/21 14:19	07/02/21 19:12	541-73-1	
1,4-Dichlorobenzene	ND	ug/kg	8.4	2.2	1	07/01/21 14:19	07/02/21 19:12	106-46-7	
Dichlorodifluoromethane	ND	ug/kg	16.8	3.7	1	07/01/21 14:19	07/02/21 19:12	75-71-8	
1,1-Dichloroethane	ND	ug/kg	8.4	3.5	1	07/01/21 14:19	07/02/21 19:12	75-34-3	
1,2-Dichloroethane	ND	ug/kg	8.4	5.6	1	07/01/21 14:19	07/02/21 19:12	107-06-2	
1,1-Dichloroethene	ND	ug/kg	8.4	3.5	1	07/01/21 14:19	07/02/21 19:12	75-35-4	
cis-1,2-Dichloroethene	ND	ug/kg	8.4	2.9	1	07/01/21 14:19	07/02/21 19:12	156-59-2	
trans-1,2-Dichloroethene	ND	ug/kg	8.4	2.9	1	07/01/21 14:19	07/02/21 19:12	156-60-5	
1,2-Dichloropropane	ND	ug/kg	8.4	2.5	1	07/01/21 14:19	07/02/21 19:12	78-87-5	
1,3-Dichloropropane	ND	ug/kg	8.4	2.6	1	07/01/21 14:19	07/02/21 19:12	142-28-9	
2,2-Dichloropropane	ND	ug/kg	8.4	2.7	1	07/01/21 14:19	07/02/21 19:12	594-20-7	

REPORT OF LABORATORY ANALYSIS

This report shall not be reproduced, except in full,
without the written consent of Pace Analytical Services, LLC.

Pace Analytical Services, LLC
9800 Kincey Ave. Suite 100
Huntersville, NC 28078
(704)875-9092

ANALYTICAL RESULTS

Project: CPC Huntersville/2020-L1-2448
Pace Project No.: 92547162

Sample: AS-22 (18-20) **Lab ID: 92547162003** Collected: 06/30/21 11:00 Received: 06/30/21 13:30 Matrix: Solid

Results reported on a "dry weight" basis and are adjusted for percent moisture, sample size and any dilutions.

Parameters	Results	Units	Report Limit	MDL	DF	Prepared	Analyzed	CAS No.	Qual
8260D/5035A/5030B Volatiles	Analytical Method: EPA 8260D Preparation Method: EPA 5035A/5030B Pace Analytical Services - Charlotte								
1,1-Dichloropropene	ND	ug/kg	8.4	4.0	1	07/01/21 14:19	07/02/21 19:12	563-58-6	
cis-1,3-Dichloropropene	ND	ug/kg	8.4	2.3	1	07/01/21 14:19	07/02/21 19:12	10061-01-5	
trans-1,3-Dichloropropene	ND	ug/kg	8.4	2.9	1	07/01/21 14:19	07/02/21 19:12	10061-02-6	
Diisopropyl ether	ND	ug/kg	8.4	2.3	1	07/01/21 14:19	07/02/21 19:12	108-20-3	
Ethylbenzene	ND	ug/kg	8.4	3.9	1	07/01/21 14:19	07/02/21 19:12	100-41-4	
Hexachloro-1,3-butadiene	ND	ug/kg	16.8	13.8	1	07/01/21 14:19	07/02/21 19:12	87-68-3	
2-Hexanone	ND	ug/kg	84.1	8.1	1	07/01/21 14:19	07/02/21 19:12	591-78-6	
Isopropylbenzene (Cumene)	ND	ug/kg	8.4	2.9	1	07/01/21 14:19	07/02/21 19:12	98-82-8	
p-Isopropyltoluene	ND	ug/kg	8.4	4.1	1	07/01/21 14:19	07/02/21 19:12	99-87-6	
Methylene Chloride	ND	ug/kg	33.6	23.0	1	07/01/21 14:19	07/02/21 19:12	75-09-2	
4-Methyl-2-pentanone (MIBK)	ND	ug/kg	84.1	8.1	1	07/01/21 14:19	07/02/21 19:12	108-10-1	
Methyl-tert-butyl ether	ND	ug/kg	8.4	3.1	1	07/01/21 14:19	07/02/21 19:12	1634-04-4	
Naphthalene	ND	ug/kg	8.4	4.4	1	07/01/21 14:19	07/02/21 19:12	91-20-3	
n-Propylbenzene	ND	ug/kg	8.4	3.0	1	07/01/21 14:19	07/02/21 19:12	103-65-1	
Styrene	ND	ug/kg	8.4	2.2	1	07/01/21 14:19	07/02/21 19:12	100-42-5	
1,1,1,2-Tetrachloroethane	ND	ug/kg	8.4	3.2	1	07/01/21 14:19	07/02/21 19:12	630-20-6	
1,1,2,2-Tetrachloroethane	ND	ug/kg	8.4	2.2	1	07/01/21 14:19	07/02/21 19:12	79-34-5	
Tetrachloroethene	ND	ug/kg	8.4	2.7	1	07/01/21 14:19	07/02/21 19:12	127-18-4	
Toluene	ND	ug/kg	8.4	2.4	1	07/01/21 14:19	07/02/21 19:12	108-88-3	
1,2,3-Trichlorobenzene	ND	ug/kg	8.4	6.8	1	07/01/21 14:19	07/02/21 19:12	87-61-6	
1,2,4-Trichlorobenzene	ND	ug/kg	8.4	7.1	1	07/01/21 14:19	07/02/21 19:12	120-82-1	
1,1,1-Trichloroethane	ND	ug/kg	8.4	4.4	1	07/01/21 14:19	07/02/21 19:12	71-55-6	
1,1,2-Trichloroethane	ND	ug/kg	8.4	2.8	1	07/01/21 14:19	07/02/21 19:12	79-00-5	
Trichloroethene	ND	ug/kg	8.4	2.2	1	07/01/21 14:19	07/02/21 19:12	79-01-6	
Trichlorofluoromethane	ND	ug/kg	8.4	4.6	1	07/01/21 14:19	07/02/21 19:12	75-69-4	
1,2,3-Trichloropropane	ND	ug/kg	8.4	4.3	1	07/01/21 14:19	07/02/21 19:12	96-18-4	
1,2,4-Trimethylbenzene	ND	ug/kg	8.4	2.3	1	07/01/21 14:19	07/02/21 19:12	95-63-6	
1,3,5-Trimethylbenzene	ND	ug/kg	8.4	2.8	1	07/01/21 14:19	07/02/21 19:12	108-67-8	
Vinyl acetate	ND	ug/kg	84.1	6.1	1	07/01/21 14:19	07/02/21 19:12	108-05-4	
Vinyl chloride	ND	ug/kg	16.8	4.3	1	07/01/21 14:19	07/02/21 19:12	75-01-4	
Xylene (Total)	ND	ug/kg	16.8	4.8	1	07/01/21 14:19	07/02/21 19:12	1330-20-7	
m&p-Xylene	ND	ug/kg	16.8	5.8	1	07/01/21 14:19	07/02/21 19:12	179601-23-1	
o-Xylene	ND	ug/kg	8.4	3.7	1	07/01/21 14:19	07/02/21 19:12	95-47-6	
Surrogates									
Toluene-d8 (S)	102	%	70-130		1	07/01/21 14:19	07/02/21 19:12	2037-26-5	
4-Bromofluorobenzene (S)	98	%	69-134		1	07/01/21 14:19	07/02/21 19:12	460-00-4	
1,2-Dichloroethane-d4 (S)	110	%	70-130		1	07/01/21 14:19	07/02/21 19:12	17060-07-0	
Percent Moisture	Analytical Method: SW-846 Pace Analytical Services - Charlotte								
Percent Moisture	**25.3**	%	0.10	0.10	1		06/30/21 17:24		N2

REPORT OF LABORATORY ANALYSIS

This report shall not be reproduced, except in full,
without the written consent of Pace Analytical Services, LLC.

Pace Analytical Services, LLC
9800 Kincey Ave. Suite 100
Huntersville, NC 28078
(704)875-9092

QUALITY CONTROL DATA

Project: CPC Huntersville/2020-L1-2448
Pace Project No.: 92547162

QC Batch: 631257 | Analysis Method: MADEP VPH
QC Batch Method: MADEP VPH | Analysis Description: VPH NC Soil
Laboratory: Pace Analytical Services - Charlotte
Associated Lab Samples: 92547162001, 92547162002, 92547162003

METHOD BLANK: 3316592 Matrix: Solid
Associated Lab Samples: 92547162001, 92547162002, 92547162003

Parameter	Units	Blank Result	Reporting Limit	MDL	Analyzed	Qualifiers
Aliphatic (C05-C08)	mg/kg	ND	2.5	2.5	07/02/21 15:49	N2
Aromatic (C09-C10)	mg/kg	ND	2.5	2.5	07/02/21 15:49	N2
4-Bromofluorobenzene (FID) (S)	%	106	70-130		07/02/21 15:49	
4-Bromofluorobenzene (PID) (S)	%	105	70-130		07/02/21 15:49	

LABORATORY CONTROL SAMPLE & LCSD: 3316593 3316594

Parameter	Units	Spike Conc.	LCS Result	LCSD Result	LCS % Rec	LCSD % Rec	% Rec Limits	RPD	Max RPD	Qualifiers
Aliphatic (C05-C08)	mg/kg	14.9	16.9	16.4	113	110	70-130	3	25	N2
Aromatic (C09-C10)	mg/kg	5	5.6	5.7	113	114	70-130	1	25	N2
4-Bromofluorobenzene (FID) (S)	%				107	104	70-130			
4-Bromofluorobenzene (PID) (S)	%				102	100	70-130			

Results presented on this page are in the units indicated by the "Units" column except where an alternate unit is presented to the right of the result.

REPORT OF LABORATORY ANALYSIS

This report shall not be reproduced, except in full,
without the written consent of Pace Analytical Services, LLC.

Pace Analytical Services, LLC
9800 Kincey Ave. Suite 100
Huntersville, NC 28078
(704)875-9092

QUALITY CONTROL DATA

Project: CPC Huntersville/2020-L1-2448
Pace Project No.: 92547162

QC Batch: 631017
QC Batch Method: EPA 5035A/5030B
Analysis Method: EPA 8260D
Analysis Description: 8260D 5035A 5030B
Laboratory: Pace Analytical Services - Charlotte
Associated Lab Samples: 92547162001, 92547162002, 92547162003

METHOD BLANK: 3315257 Matrix: Solid
Associated Lab Samples: 92547162001, 92547162002, 92547162003

Parameter	Units	Blank Result	Reporting Limit	MDL	Analyzed	Qualifiers
1,1,1,2-Tetrachloroethane	ug/kg	ND	5.0	1.9	07/02/21 13:02	
1,1,1-Trichloroethane	ug/kg	ND	5.0	2.6	07/02/21 13:02	
1,1,2,2-Tetrachloroethane	ug/kg	ND	5.0	1.3	07/02/21 13:02	
1,1,2-Trichloroethane	ug/kg	ND	5.0	1.7	07/02/21 13:02	
1,1-Dichloroethane	ug/kg	ND	5.0	2.1	07/02/21 13:02	
1,1-Dichloroethene	ug/kg	ND	5.0	2.1	07/02/21 13:02	
1,1-Dichloropropene	ug/kg	ND	5.0	2.4	07/02/21 13:02	
1,2,3-Trichlorobenzene	ug/kg	ND	5.0	4.0	07/02/21 13:02	
1,2,3-Trichloropropane	ug/kg	ND	5.0	2.5	07/02/21 13:02	
1,2,4-Trichlorobenzene	ug/kg	ND	5.0	4.2	07/02/21 13:02	
1,2,4-Trimethylbenzene	ug/kg	ND	5.0	1.4	07/02/21 13:02	
1,2-Dibromo-3-chloropropane	ug/kg	ND	5.0	1.9	07/02/21 13:02	
1,2-Dibromoethane (EDB)	ug/kg	ND	5.0	2.2	07/02/21 13:02	
1,2-Dichlorobenzene	ug/kg	ND	5.0	1.8	07/02/21 13:02	
1,2-Dichloroethane	ug/kg	ND	5.0	3.3	07/02/21 13:02	
1,2-Dichloropropane	ug/kg	ND	5.0	1.5	07/02/21 13:02	
1,3,5-Trimethylbenzene	ug/kg	ND	5.0	1.7	07/02/21 13:02	
1,3-Dichlorobenzene	ug/kg	ND	5.0	1.6	07/02/21 13:02	
1,3-Dichloropropane	ug/kg	ND	5.0	1.6	07/02/21 13:02	
1,4-Dichlorobenzene	ug/kg	ND	5.0	1.3	07/02/21 13:02	
2,2-Dichloropropane	ug/kg	ND	5.0	1.6	07/02/21 13:02	
2-Butanone (MEK)	ug/kg	ND	100	24.0	07/02/21 13:02	
2-Chlorotoluene	ug/kg	ND	5.0	1.8	07/02/21 13:02	
2-Hexanone	ug/kg	ND	50.0	4.8	07/02/21 13:02	
4-Chlorotoluene	ug/kg	ND	5.0	0.88	07/02/21 13:02	
4-Methyl-2-pentanone (MIBK)	ug/kg	ND	50.0	4.8	07/02/21 13:02	
Acetone	ug/kg	123	100	32.1	07/02/21 13:02	
Benzene	ug/kg	ND	5.0	2.0	07/02/21 13:02	
Bromobenzene	ug/kg	ND	5.0	1.6	07/02/21 13:02	
Bromochloromethane	ug/kg	ND	5.0	1.5	07/02/21 13:02	
Bromodichloromethane	ug/kg	ND	5.0	1.9	07/02/21 13:02	
Bromoform	ug/kg	ND	5.0	1.8	07/02/21 13:02	
Bromomethane	ug/kg	ND	10.0	7.9	07/02/21 13:02	IK
Carbon tetrachloride	ug/kg	ND	5.0	1.9	07/02/21 13:02	
Chlorobenzene	ug/kg	ND	5.0	0.96	07/02/21 13:02	
Chloroethane	ug/kg	ND	10.0	3.9	07/02/21 13:02	
Chloroform	ug/kg	ND	5.0	3.0	07/02/21 13:02	
Chloromethane	ug/kg	ND	10.0	4.2	07/02/21 13:02	
cis-1,2-Dichloroethene	ug/kg	ND	5.0	1.7	07/02/21 13:02	
cis-1,3-Dichloropropene	ug/kg	ND	5.0	1.4	07/02/21 13:02	

Results presented on this page are in the units indicated by the "Units" column except where an alternate unit is presented to the right of the result.

REPORT OF LABORATORY ANALYSIS

This report shall not be reproduced, except in full,
without the written consent of Pace Analytical Services, LLC.

Pace Analytical Services, LLC
9800 Kincey Ave. Suite 100
Huntersville, NC 28078
(704)875-9092

QUALITY CONTROL DATA

Project: CPC Huntersville/2020-L1-2448
Pace Project No.: 92547162

METHOD BLANK: 3315257 Matrix: Solid
Associated Lab Samples: 92547162001, 92547162002, 92547162003

Parameter	Units	Blank Result	Reporting Limit	MDL	Analyzed	Qualifiers
Dibromochloromethane	ug/kg	ND	5.0	2.8	07/02/21 13:02	
Dibromomethane	ug/kg	ND	5.0	1.1	07/02/21 13:02	
Dichlorodifluoromethane	ug/kg	ND	10.0	2.2	07/02/21 13:02	
Diisopropyl ether	ug/kg	ND	5.0	1.4	07/02/21 13:02	
Ethylbenzene	ug/kg	ND	5.0	2.3	07/02/21 13:02	
Hexachloro-1,3-butadiene	ug/kg	ND	10.0	8.2	07/02/21 13:02	
Isopropylbenzene (Cumene)	ug/kg	ND	5.0	1.7	07/02/21 13:02	
m&p-Xylene	ug/kg	ND	10.0	3.4	07/02/21 13:02	
Methyl-tert-butyl ether	ug/kg	ND	5.0	1.9	07/02/21 13:02	
Methylene Chloride	ug/kg	ND	20.0	13.7	07/02/21 13:02	
n-Butylbenzene	ug/kg	ND	5.0	2.4	07/02/21 13:02	
n-Propylbenzene	ug/kg	ND	5.0	1.8	07/02/21 13:02	
Naphthalene	ug/kg	ND	5.0	2.6	07/02/21 13:02	
o-Xylene	ug/kg	ND	5.0	2.2	07/02/21 13:02	
p-Isopropyltoluene	ug/kg	ND	5.0	2.5	07/02/21 13:02	
sec-Butylbenzene	ug/kg	ND	5.0	2.2	07/02/21 13:02	
Styrene	ug/kg	ND	5.0	1.3	07/02/21 13:02	
tert-Butylbenzene	ug/kg	ND	5.0	1.8	07/02/21 13:02	
Tetrachloroethene	ug/kg	ND	5.0	1.6	07/02/21 13:02	
Toluene	ug/kg	ND	5.0	1.4	07/02/21 13:02	
trans-1,2-Dichloroethene	ug/kg	ND	5.0	1.8	07/02/21 13:02	
trans-1,3-Dichloropropene	ug/kg	ND	5.0	1.7	07/02/21 13:02	
Trichloroethene	ug/kg	ND	5.0	1.3	07/02/21 13:02	
Trichlorofluoromethane	ug/kg	ND	5.0	2.8	07/02/21 13:02	
Vinyl acetate	ug/kg	ND	50.0	3.6	07/02/21 13:02	
Vinyl chloride	ug/kg	ND	10.0	2.5	07/02/21 13:02	
Xylene (Total)	ug/kg	ND	10.0	2.8	07/02/21 13:02	
1,2-Dichloroethane-d4 (S)	%	114	70-130		07/02/21 13:02	
4-Bromofluorobenzene (S)	%	99	69-134		07/02/21 13:02	
Toluene-d8 (S)	%	101	70-130		07/02/21 13:02	

LABORATORY CONTROL SAMPLE: 3315258

Parameter	Units	Spike Conc.	LCS Result	LCS % Rec	% Rec Limits	Qualifiers
1,1,1,2-Tetrachloroethane	ug/kg	1250	1140	91	70-130	
1,1,1-Trichloroethane	ug/kg	1250	1030	83	70-130	
1,1,2,2-Tetrachloroethane	ug/kg	1250	1050	84	70-130	
1,1,2-Trichloroethane	ug/kg	1250	1030	82	70-130	
1,1-Dichloroethane	ug/kg	1250	1160	93	70-130	
1,1-Dichloroethene	ug/kg	1250	1190	96	70-130	
1,1-Dichloropropene	ug/kg	1250	1130	91	70-130	
1,2,3-Trichlorobenzene	ug/kg	1250	1150	92	65-130	
1,2,3-Trichloropropane	ug/kg	1250	1120	89	70-130	
1,2,4-Trichlorobenzene	ug/kg	1250	1160	93	68-130	

Results presented on this page are in the units indicated by the "Units" column except where an alternate unit is presented to the right of the result.

REPORT OF LABORATORY ANALYSIS

This report shall not be reproduced, except in full,
without the written consent of Pace Analytical Services, LLC.

Pace Analytical Services, LLC
9800 Kincey Ave. Suite 100
Huntersville, NC 28078
(704)875-9092

QUALITY CONTROL DATA

Project: CPC Huntersville/2020-L1-2448
Pace Project No.: 92547162

LABORATORY CONTROL SAMPLE: 3315258

Parameter	Units	Spike Conc.	LCS Result	LCS % Rec	% Rec Limits	Qualifiers
1,2,4-Trimethylbenzene	ug/kg	1250	1140	91	70-130	
1,2-Dibromo-3-chloropropane	ug/kg	1250	1040	83	70-130	
1,2-Dibromoethane (EDB)	ug/kg	1250	1140	91	70-130	
1,2-Dichlorobenzene	ug/kg	1250	1100	88	70-130	
1,2-Dichloroethane	ug/kg	1250	1080	86	63-130	
1,2-Dichloropropane	ug/kg	1250	1130	90	70-130	
1,3,5-Trimethylbenzene	ug/kg	1250	1140	91	70-130	
1,3-Dichlorobenzene	ug/kg	1250	1120	89	70-130	
1,3-Dichloropropane	ug/kg	1250	1150	92	70-130	
1,4-Dichlorobenzene	ug/kg	1250	1100	88	70-130	
2,2-Dichloropropane	ug/kg	1250	1070	86	66-130	
2-Butanone (MEK)	ug/kg	2500	2190	88	70-130	
2-Chlorotoluene	ug/kg	1250	1190	95	70-130	
2-Hexanone	ug/kg	2500	2250	90	70-130	
4-Chlorotoluene	ug/kg	1250	1100	88	70-130	
4-Methyl-2-pentanone (MIBK)	ug/kg	2500	2200	88	70-130	
Acetone	ug/kg	2500	2260	90	69-130	
Benzene	ug/kg	1250	1120	90	70-130	
Bromobenzene	ug/kg	1250	1170	93	70-130	
Bromochloromethane	ug/kg	1250	1140	92	70-130	
Bromodichloromethane	ug/kg	1250	1010	81	69-130	
Bromoform	ug/kg	1250	1080	87	70-130	
Bromomethane	ug/kg	1250	1340	107	52-130	IK
Carbon tetrachloride	ug/kg	1250	1160	92	70-130	
Chlorobenzene	ug/kg	1250	1160	93	70-130	
Chloroethane	ug/kg	1250	1260	101	65-130	
Chloroform	ug/kg	1250	1210	97	70-130	
Chloromethane	ug/kg	1250	1090	87	55-130	
cis-1,2-Dichloroethene	ug/kg	1250	1130	90	70-130	
cis-1,3-Dichloropropene	ug/kg	1250	1120	90	70-130	
Dibromochloromethane	ug/kg	1250	1120	90	70-130	
Dibromomethane	ug/kg	1250	1130	91	70-130	
Dichlorodifluoromethane	ug/kg	1250	1160	93	45-156	
Diisopropyl ether	ug/kg	1250	1050	84	70-130	
Ethylbenzene	ug/kg	1250	1280	102	70-130	
Hexachloro-1,3-butadiene	ug/kg	1250	1210	96	66-130	
Isopropylbenzene (Cumene)	ug/kg	1250	1200	96	70-130	
m&p-Xylene	ug/kg	2500	2340	94	70-130	
Methyl-tert-butyl ether	ug/kg	1250	1050	84	70-130	
Methylene Chloride	ug/kg	1250	1220	97	65-130	
n-Butylbenzene	ug/kg	1250	1230	98	67-130	
n-Propylbenzene	ug/kg	1250	1210	97	70-130	
Naphthalene	ug/kg	1250	1070	85	70-130	
o-Xylene	ug/kg	1250	1170	93	70-130	
p-Isopropyltoluene	ug/kg	1250	1170	93	67-130	
sec-Butylbenzene	ug/kg	1250	1170	93	69-130	
Styrene	ug/kg	1250	1150	92	70-130	

Results presented on this page are in the units indicated by the "Units" column except where an alternate unit is presented to the right of the result.

REPORT OF LABORATORY ANALYSIS

This report shall not be reproduced, except in full,
without the written consent of Pace Analytical Services, LLC.

Pace Analytical Services, LLC
9800 Kincey Ave. Suite 100
Huntersville, NC 28078
(704)875-9092

QUALITY CONTROL DATA

Project: CPC Huntersville/2020-L1-2448
Pace Project No.: 92547162

LABORATORY CONTROL SAMPLE: 3315258

Parameter	Units	Spike Conc.	LCS Result	LCS % Rec	% Rec Limits	Qualifiers
tert-Butylbenzene	ug/kg	1250	1180	95	67-130	
Tetrachloroethene	ug/kg	1250	1150	92	70-130	
Toluene	ug/kg	1250	1090	87	70-130	
trans-1,2-Dichloroethene	ug/kg	1250	1180	94	70-130	
trans-1,3-Dichloropropene	ug/kg	1250	1110	88	68-130	
Trichloroethene	ug/kg	1250	1140	92	70-130	
Trichlorofluoromethane	ug/kg	1250	1120	90	70-130	
Vinyl acetate	ug/kg	2500	2410	96	70-130	
Vinyl chloride	ug/kg	1250	1170	94	61-130	
Xylene (Total)	ug/kg	3750	3510	94	70-130	
1,2-Dichloroethane-d4 (S)	%			98	70-130	
4-Bromofluorobenzene (S)	%			97	69-134	
Toluene-d8 (S)	%			101	70-130	

MATRIX SPIKE & MATRIX SPIKE DUPLICATE: 3315259 3315260

Parameter	Units	92546969009 Result	MS Spike Conc.	MSD Spike Conc.	MS Result	MSD Result	MS % Rec	MSD % Rec	% Rec Limits	RPD	Max RPD	Qual
1,1,1,2-Tetrachloroethane	ug/kg	ND	89300	89300	86400	81800	97	92	70-131	6	30	
1,1,1-Trichloroethane	ug/kg	ND	89300	89300	81400	80100	91	90	65-133	2	30	
1,1,2,2-Tetrachloroethane	ug/kg	ND	89300	89300	80000	77100	90	86	66-130	4	30	
1,1,2-Trichloroethane	ug/kg	ND	89300	89300	77800	76300	87	85	66-133	2	30	
1,1-Dichloroethane	ug/kg	ND	89300	89300	90000	88500	101	99	65-130	2	30	
1,1-Dichloroethene	ug/kg	ND	89300	89300	93900	94200	105	106	10-158	0	30	
1,1-Dichloropropene	ug/kg	ND	89300	89300	88700	87200	99	98	68-133	2	30	
1,2,3-Trichlorobenzene	ug/kg	ND	89300	89300	78600	80900	88	91	27-138	3	30	
1,2,3-Trichloropropane	ug/kg	ND	89300	89300	79400	76500	89	86	67-130	4	30	
1,2,4-Trichlorobenzene	ug/kg	ND	89300	89300	79700	82000	89	92	51-134	3	30	
1,2,4-Trimethylbenzene	ug/kg	183000	89300	89300	264000	318000	90	151	63-136	19	30	M1
1,2-Dibromo-3-chloropropane	ug/kg	ND	89300	89300	74300	74100	83	83	32-130	0	30	
1,2-Dibromoethane (EDB)	ug/kg	ND	89300	89300	85200	82600	95	93	70-130	3	30	
1,2-Dichlorobenzene	ug/kg	ND	89300	89300	81200	81000	91	91	69-130	0	30	
1,2-Dichloroethane	ug/kg	ND	89300	89300	82300	80900	92	91	59-130	2	30	
1,2-Dichloropropane	ug/kg	ND	89300	89300	87900	84900	98	95	70-130	3	30	
1,3,5-Trimethylbenzene	ug/kg	52600	89300	89300	137000	152000	94	111	65-137	10	30	
1,3-Dichlorobenzene	ug/kg	ND	89300	89300	81400	81500	91	91	70-130	0	30	
1,3-Dichloropropane	ug/kg	ND	89300	89300	87400	84800	98	95	70-130	3	30	
1,4-Dichlorobenzene	ug/kg	ND	89300	89300	81400	81300	91	91	68-130	0	30	
2,2-Dichloropropane	ug/kg	ND	89300	89300	55800	56500	62	63	32-130	1	30	
2-Butanone (MEK)	ug/kg	ND	179000	179000	171000	178000	96	100	10-136	4	30	
2-Chlorotoluene	ug/kg	ND	89300	89300	93500	93500	105	105	69-141	0	30	
2-Hexanone	ug/kg	ND	179000	179000	167000	166000	94	93	10-144	1	30	
4-Chlorotoluene	ug/kg	ND	89300	89300	83300	78700	93	88	70-132	6	30	
4-Methyl-2-pentanone (MIBK)	ug/kg	ND	179000	179000	165000	163000	92	91	25-143	1	30	

Results presented on this page are in the units indicated by the "Units" column except where an alternate unit is presented to the right of the result.

REPORT OF LABORATORY ANALYSIS

This report shall not be reproduced, except in full,
without the written consent of Pace Analytical Services, LLC.

Pace Analytical Services, LLC
9800 Kincey Ave. Suite 100
Huntersville, NC 28078
(704)875-9092

QUALITY CONTROL DATA

Project: CPC Huntersville/2020-L1-2448
Pace Project No.: 92547162

MATRIX SPIKE & MATRIX SPIKE DUPLICATE: 3315259 3315260

Parameter	Units	92546969009 Result	MS Spike Conc.	MSD Spike Conc.	MS Result	MSD Result	MS % Rec	MSD % Rec	% Rec Limits	RPD	Max RPD	Qual
Acetone	ug/kg	ND	179000	179000	186000	189000	104	106	10-130	2	30	
Benzene	ug/kg	51500	89300	89300	137000	147000	95	107	67-130	7	30	
Bromobenzene	ug/kg	ND	89300	89300	85100	84500	95	95	70-130	1	30	
Bromochloromethane	ug/kg	ND	89300	89300	87400	85500	98	96	69-134	2	30	
Bromodichloromethane	ug/kg	ND	89300	89300	74600	74400	84	83	64-130	0	30	
Bromoform	ug/kg	ND	89300	89300	74100	72700	83	81	62-130	2	30	
Bromomethane	ug/kg	ND	89300	89300	129000	116000	144	130	20-176	10	30	IK
Carbon tetrachloride	ug/kg	ND	89300	89300	87400	84900	98	95	65-140	3	30	
Chlorobenzene	ug/kg	ND	89300	89300	89000	86300	100	97	70-130	3	30	
Chloroethane	ug/kg	ND	89300	89300	99700	97800	112	110	10-130	2	30	
Chloroform	ug/kg	ND	89300	89300	92200	90200	103	101	63-130	2	30	
Chloromethane	ug/kg	ND	89300	89300	90000	87900	101	98	58-130	2	30	
cis-1,2-Dichloroethene	ug/kg	ND	89300	89300	86600	85400	97	96	66-130	1	30	
cis-1,3-Dichloropropene	ug/kg	ND	89300	89300	77600	74400	87	83	67-130	4	30	
Dibromochloromethane	ug/kg	ND	89300	89300	80000	78200	90	87	67-130	2	30	
Dibromomethane	ug/kg	ND	89300	89300	82700	80000	93	90	63-131	3	30	
Dichlorodifluoromethane	ug/kg	ND	89300	89300	94900	94200	106	105	44-180	1	30	
Diisopropyl ether	ug/kg	ND	89300	89300	81100	80500	91	90	63-130	1	30	
Ethylbenzene	ug/kg	115000	89300	89300	212000	236000	108	136	66-130	11	30	M1
Hexachloro-1,3-butadiene	ug/kg	ND	89300	89300	83000	88200	93	99	64-150	6	30	
Isopropylbenzene (Cumene)	ug/kg	9030	89300	89300	99400	99100	101	101	69-135	0	30	
m&p-Xylene	ug/kg	406000	179000	179000	573000	667000	93	146	60-133	15	30	M1
Methyl-tert-butyl ether	ug/kg	ND	89300	89300	79100	77900	89	87	65-130	2	30	
Methylene Chloride	ug/kg	ND	89300	89300	99700	96800	112	108	61-130	3	30	
n-Butylbenzene	ug/kg	ND	89300	89300	110000	103000	123	115	65-140	7	30	
n-Propylbenzene	ug/kg	33300	89300	89300	121000	131000	99	109	67-140	7	30	
Naphthalene	ug/kg	23800	89300	89300	102000	108000	87	95	15-145	7	30	
o-Xylene	ug/kg	158000	89300	89300	247000	280000	100	137	66-133	13	30	M1
p-Isopropyltoluene	ug/kg	7760	89300	89300	91100	95400	93	98	56-147	5	30	
sec-Butylbenzene	ug/kg	ND	89300	89300	89500	90000	100	101	65-139	1	30	
Styrene	ug/kg	ND	89300	89300	90800	88600	102	99	70-132	2	30	
tert-Butylbenzene	ug/kg	ND	89300	89300	83300	83400	93	93	62-135	0	30	
Tetrachloroethene	ug/kg	ND	89300	89300	82800	81200	93	91	70-135	2	30	
Toluene	ug/kg	433000	89300	89300	508000	615000	84	204	67-130	19	30	M1
trans-1,2-Dichloroethene	ug/kg	ND	89300	89300	90600	89400	101	100	69-130	1	30	
trans-1,3-Dichloropropene	ug/kg	ND	89300	89300	75400	73100	84	82	62-130	3	30	
Trichloroethene	ug/kg	ND	89300	89300	87500	85500	98	96	70-135	2	30	
Trichlorofluoromethane	ug/kg	ND	89300	89300	90400	90300	101	101	10-130	0	30	
Vinyl acetate	ug/kg	ND	179000	179000	168000	167000	94	94	53-130	1	30	
Vinyl chloride	ug/kg	ND	89300	89300	95200	93300	107	104	61-148	2	30	
Xylene (Total)	ug/kg	564000	268000	268000	820000	948000	96	143	63-132	14	30	MS
1,2-Dichloroethane-d4 (S)	%						105	112	70-130			
4-Bromofluorobenzene (S)	%						101	97	69-134			
Toluene-d8 (S)	%						101	100	70-130			

Results presented on this page are in the units indicated by the "Units" column except where an alternate unit is presented to the right of the result.

REPORT OF LABORATORY ANALYSIS

This report shall not be reproduced, except in full,
without the written consent of Pace Analytical Services, LLC.

Pace Analytical Services, LLC
9800 Kincey Ave. Suite 100
Huntersville, NC 28078
(704)875-9092

QUALITY CONTROL DATA

Project: CPC Huntersville/2020-L1-2448
Pace Project No.: 92547162

QC Batch: 630742
QC Batch Method: SW-846
Analysis Method: SW-846
Analysis Description: Dry Weight/Percent Moisture
Laboratory: Pace Analytical Services - Charlotte
Associated Lab Samples: 92547162001, 92547162002, 92547162003

SAMPLE DUPLICATE: 3314004

Parameter	Units	92547126001 Result	Dup Result	RPD	Max RPD	Qualifiers
Percent Moisture	%	18.0	18.6	3	25	N2

SAMPLE DUPLICATE: 3314005

Parameter	Units	92547177001 Result	Dup Result	RPD	Max RPD	Qualifiers
Percent Moisture	%	18.7	18.5	1	25	N2

Results presented on this page are in the units indicated by the "Units" column except where an alternate unit is presented to the right of the result.

REPORT OF LABORATORY ANALYSIS

This report shall not be reproduced, except in full,
without the written consent of Pace Analytical Services, LLC.

Pace Analytical Services, LLC
9800 Kincey Ave. Suite 100
Huntersville, NC 28078
(704)875-9092

QUALIFIERS

Project: CPC Huntersville/2020-L1-2448
Pace Project No.: 92547162

DEFINITIONS

DF - Dilution Factor, if reported, represents the factor applied to the reported data due to dilution of the sample aliquot.

ND - Not Detected at or above adjusted reporting limit.

TNTC - Too Numerous To Count

J - Estimated concentration above the adjusted method detection limit and below the adjusted reporting limit.

MDL - Adjusted Method Detection Limit.

PQL - Practical Quantitation Limit.

RL - Reporting Limit - The lowest concentration value that meets project requirements for quantitative data with known precision and bias for a specific analyte in a specific matrix.

S - Surrogate

1,2-Diphenylhydrazine decomposes to and cannot be separated from Azobenzene using Method 8270. The result for each analyte is a combined concentration.

Consistent with EPA guidelines, unrounded data are displayed and have been used to calculate % recovery and RPD values.

LCS(D) - Laboratory Control Sample (Duplicate)

MS(D) - Matrix Spike (Duplicate)

DUP - Sample Duplicate

RPD - Relative Percent Difference

NC - Not Calculable.

SG - Silica Gel - Clean-Up

U - Indicates the compound was analyzed for, but not detected.

Acid preservation may not be appropriate for 2 Chloroethylvinyl ether.

A separate vial preserved to a pH of 4-5 is recommended in SW846 Chapter 4 for the analysis of Acrolein and Acrylonitrile by EPA Method 8260.

N-Nitrosodiphenylamine decomposes and cannot be separated from Diphenylamine using Method 8270. The result reported for each analyte is a combined concentration.

Pace Analytical is TNI accredited. Contact your Pace PM for the current list of accredited analytes.

TNI - The NELAC Institute.

ANALYTE QUALIFIERS

IK	The recalculated concentration of the calibration standard(s) did not meet method acceptance criteria; this result should be considered an estimated value.
M1	Matrix spike recovery exceeded QC limits. Batch accepted based on laboratory control sample (LCS) recovery.
MS	Analyte recovery in the matrix spike was outside QC limits for one or more of the constituent analytes used in the calculated result.
N2	The lab does not hold NELAC/TNI accreditation for this parameter but other accreditations/certifications may apply. A complete list of accreditations/certifications is available upon request.

This report shall not be reproduced, except in full,
without the written consent of Pace Analytical Services, LLC.

Pace Analytical Services, LLC
9800 Kincey Ave. Suite 100
Huntersville, NC 28078
(704)875-9092

QUALITY CONTROL DATA CROSS REFERENCE TABLE

Project: CPC Huntersville/2020-L1-2448
Pace Project No.: 92547162

Lab ID	Sample ID	QC Batch Method	QC Batch	Analytical Method	Analytical Batch
92547162001	**PV-17 (20-22)**	MADEP VPH	631257	MADEP VPH	631270
92547162002	**AS-21 (18-20)**	MADEP VPH	631257	MADEP VPH	631270
92547162003	**AS-22 (18-20)**	MADEP VPH	631257	MADEP VPH	631270
92547162001	**PV-17 (20-22)**	EPA 5035A/5030B	631017	EPA 8260D	631027
92547162002	**AS-21 (18-20)**	EPA 5035A/5030B	631017	EPA 8260D	631027
92547162003	**AS-22 (18-20)**	EPA 5035A/5030B	631017	EPA 8260D	631027
92547162001	**PV-17 (20-22)**	SW-846	630742		
92547162002	**AS-21 (18-20)**	SW-846	630742		
92547162003	**AS-22 (18-20)**	SW-846	630742		

This report shall not be reproduced, except in full,
without the written consent of Pace Analytical Services, LLC.

CHAIN-OF-CUSTODY Analytical Request Document

Pace Analytical

Chain-of-Custody is a LEGAL DOCUMENT - Complete all relevent fields

WO# : 92547162

92547162

Workorder Number or

ONLY

Company: Apex Companies	Billing Information:	
Address: 5900 North Woods Blvd Pkwy Ste 0		
Report To: Andrew Street	Email To: Andrew.Street@apexcos.com	
Copy To: tom.naumann@apexcos.com	Site Collection Info/Address: Huntersville-Concord Rd	
Customer Project Name/Number: CPC Huntersville Site	State: NC / County/City: Huntersville Time Zone Collected: [ ] PT [ ] MT [ ] CT [X] ET	
Phone: / Email:	Site/Facility ID #: CPC Huntersville Site	Compliance Monitoring? [ ] Yes [ ] No
Collected By (print): Kyle Ziegler	Purchase Order # / Quote #: 2020-L1-2248	DW PWS ID #: / DW Location Code:
Collected By (signature): Kyle Ziegler	Turnaround Date Required: Standard	Immediately Packed on Ice: [X] Yes [ ] No
Sample Disposal: [X] Dispose as appropriate [ ] Return [ ] Archive: _____ [ ] Hold: _____	Rush: [ ] Same Day [ ] Next Day [ ] 2 Day [ ] 3 Day [ ] 4 Day [ ] 5 Day (Expedite Charges Apply)	Field Filtered (if applicable): [ ] Yes [ ] No Analysis: _____

* Matrix Codes (Insert in Matrix box below): Drinking Water (DW), Ground Water (GW), Wastewater (WW), Product (P), Soil/Solid (SL), Oil (OL), Wipe (WP), Air (AR), Tissue (TS), Bioassay (B), Vapor (V), Other (OT)

Customer Sample ID	Matrix *	Comp / Grab	Collected (or Composite Start) Date	Collected (or Composite Start) Time	Composite End Date	Composite End Time	Res Cl	# of Ctns	Analyses: VOCs by 8260D	Analyses: MADEP VPH	Lab Sample # / Comments
PV-17 (20-22)	SL	Grab	6-30-21	0900				3	X	X	92547162 001
AS-21 (18-20)	SL	Grab	6-30-21	0950				3	X	X	002
AS-22 (18-20)	SL	Grab	6-30-21	1100				3	X	X	003

Analyses: 6 6

** Preservative Types: (1) nitric acid, (2) sulfuric acid, (3) hydrochloric acid, (4) sodium hydroxide, (5) zinc acetate, (6) methanol, (7) sodium bisulfate, (8) sodium thiosulfate, (9) hexane, (A) ascorbic acid, (B) ammonium sulfate, (C) ammonium hydroxide, (D) TSP, (U) Unpreserved, (O) Other _____

Lab Profile/Line:

Lab Sample Receipt Checklist:

Custody Seals Present/Intact	Y (N) NA
Custody Signatures Present	Y N (NA)
Collector Signature Present	Y N NA
Bottles Intact	Y N NA
Correct Bottles	Y N NA
Sufficient Volume	Y N NA
Samples Received on Ice	Y N NA
VOA - Headspace Acceptable	Y N (NA)
USDA Regulated Soils	Y (N) NA
Samples in Holding Time	(Y) N NA
Residual Chlorine Present	Y N NA
Cl Strips: _____	
Sample pH Acceptable	Y N NA
pH Strips: _____	
Sulfide Present	Y N NA
Lead Acetate Strips: _____	

LAB USE ONLY:

Customer Remarks / Special Conditions / Possible Hazards:

Type of Ice Used: (Wet) Blue Dry None

Packing Material Used: None

Radchem sample(s) screened (<500 cpm): Y N (NA)

SHORT HOLDS PRESENT (<72 hours): Y (N) N/A

Lab Tracking #: 2632798

Samples received via: FEDEX UPS (Client) Courier Pace Courier

Lab Sample Temperature Info:

Temp Blank Received: Y (N) NA

Therm ID#: 92706470

Cooler 1 Temp Upon Receipt: 3.4 oC

Cooler 1 Therm Corr. Factor: -.1 oC

Cooler 1 Corrected Temp: 3.3 oC

Comments:

Relinquished by/Company: (Signature) Kyle Ziegler / Apex	Date/Time: 6-30-21/1330	Received by/Company: (Signature) JKC Pace WL	Date/Time: 6-30-21 1330	MTJL LAB USE ONLY
Relinquished by/Company: (Signature)	Date/Time:	Received by/Company: (Signature)	Date/Time:	Table #: / Acctnum: / Template: / Prelogin: / PM: / PB:
Relinquished by/Company: (Signature)	Date/Time:	Received by/Company: (Signature)	Date/Time:	

Trip Blank Received: Y (N) NA

HCL MeOH TSP Other

Non Conformance(s): YES / NO

Page: _____ of: _____

Pace Analytical Services, LLC
9800 Kincey Ave. Suite 100
Huntersville, NC 28078
(704)875-9092

July 15, 2021

Andrew Street
Apex Companies - NC
5900 Northwoods Business Pkwy
Suite 5900-0
Charlotte, NC 28269

RE: Project: CPC Huntersville/2020-L1-2448
Pace Project No.: 92548472

Dear Andrew Street:

Enclosed are the analytical results for sample(s) received by the laboratory on July 08, 2021. The results relate only to the samples included in this report. Results reported herein conform to the applicable TNI/NELAC Standards and the laboratory's Quality Manual, where applicable, unless otherwise noted in the body of the report.

The test results provided in this final report were generated by each of the following laboratories within the Pace Network:

- Pace Analytical Services - Charlotte

If you have any questions concerning this report, please feel free to contact me.

Sincerely,

Angela M. Baioni

Angela Baioni
angela.baioni@pacelabs.com
(704)875-9092
Project Manager

Enclosures

cc: J Culbreath, Colonial Pipeline Company
Naomi Fretz, APEX Companies, LLC
Robert Hughes, Colonial Pipeline
Cameron Lee, Montrose-EPS
Jamie Moran, APEX Companies, LLC
Jeff Morrison, Colonial Pipeline Company
Tom Naumann, APEX Companies - NC
Joe Nicolette, Montrose-EPS
Christopher Schultz, Apex Companies
Matt Teixeira, Apex Companies, LLC
Michael Verdon, Colonial Pipeline Company
JM Wyatt, Colonial Pipeline Company

REPORT OF LABORATORY ANALYSIS

This report shall not be reproduced, except in full,
without the written consent of Pace Analytical Services, LLC.

Pace Analytical Services, LLC
9800 Kincey Ave. Suite 100
Huntersville, NC 28078
(704)875-9092

CERTIFICATIONS

Project: CPC Huntersville/2020-L1-2448
Pace Project No.: 92548472

Pace Analytical Services Charlotte
9800 Kincey Ave. Ste 100, Huntersville, NC 28078
Louisiana/NELAP Certification # LA170028
North Carolina Drinking Water Certification #: 37706
North Carolina Field Services Certification #: 5342
North Carolina Wastewater Certification #: 12
South Carolina Certification #: 99006001
Florida/NELAP Certification #: E87627
Kentucky UST Certification #: 84
Virginia/VELAP Certification #: 460221

This report shall not be reproduced, except in full,
without the written consent of Pace Analytical Services, LLC.

Pace Analytical Services, LLC
9800 Kincey Ave. Suite 100
Huntersville, NC 28078
(704)875-9092

SAMPLE SUMMARY

Project: CPC Huntersville/2020-L1-2448
Pace Project No.: 92548472

Lab ID	Sample ID	Matrix	Date Collected	Date Received
92548472001	**AAO (O-2)**	Solid	07/07/21 11:15	07/08/21 12:08
92548472002	**AAO (22-24)**	Solid	07/07/21 11:20	07/08/21 12:08
92548472003	**AAO (40-42)**	Solid	07/07/21 11:25	07/08/21 12:08
92548472004	**ABO (0-2)**	Solid	07/07/21 14:00	07/08/21 12:08
92548472005	**ABO (24-26)**	Solid	07/07/21 14:05	07/08/21 12:08
92548472006	**ABO (26-28)**	Solid	07/07/21 14:10	07/08/21 12:08
92548472007	**ABO (40-42)**	Solid	07/07/21 14:15	07/08/21 12:08
92548472008	**ACO (0-2)**	Solid	07/07/21 16:55	07/08/21 12:08
92548472009	**ACO (24-26)**	Solid	07/07/21 17:00	07/08/21 12:08
92548472010	**ACO (28-29)**	Solid	07/07/21 17:05	07/08/21 12:08

REPORT OF LABORATORY ANALYSIS

This report shall not be reproduced, except in full,
without the written consent of Pace Analytical Services, LLC.

Pace Analytical Services, LLC
9800 Kincey Ave. Suite 100
Huntersville, NC 28078
(704)875-9092

SAMPLE ANALYTE COUNT

Project: CPC Huntersville/2020-L1-2448
Pace Project No.: 92548472

Lab ID	Sample ID	Method	Analysts	Analytes Reported	Laboratory
92548472001	**AAO (O-2)**	MADEP VPH	MAD	6	PASI-C
		EPA 8260D	SAS	70	PASI-C
		SW-846	KDF	1	PASI-C
92548472002	**AAO (22-24)**	MADEP VPH	MAD	6	PASI-C
		EPA 8260D	SAS	70	PASI-C
		SW-846	KDF	1	PASI-C
92548472003	**AAO (40-42)**	MADEP VPH	MAD	6	PASI-C
		EPA 8260D	SAS	70	PASI-C
		SW-846	KDF	1	PASI-C
92548472004	**ABO (0-2)**	MADEP VPH	MAD	6	PASI-C
		EPA 8260D	SAS	70	PASI-C
		SW-846	KDF	1	PASI-C
92548472005	**ABO (24-26)**	MADEP VPH	MAD	6	PASI-C
		EPA 8260D	SAS	70	PASI-C
		SW-846	KDF	1	PASI-C
92548472006	**ABO (26-28)**	MADEP VPH	MAD	6	PASI-C
		EPA 8260D	SAS	70	PASI-C
		SW-846	KDF	1	PASI-C
92548472007	**ABO (40-42)**	MADEP VPH	MAD	6	PASI-C
		EPA 8260D	SAS	70	PASI-C
		SW-846	KDF	1	PASI-C
92548472008	**ACO (0-2)**	MADEP VPH	MAD	6	PASI-C
		EPA 8260D	SAS	70	PASI-C
		SW-846	KDF	1	PASI-C
92548472009	**ACO (24-26)**	MADEP VPH	MAD	6	PASI-C
		EPA 8260D	SAS	70	PASI-C
		SW-846	KDF	1	PASI-C
92548472010	**ACO (28-29)**	MADEP VPH	MAD	6	PASI-C
		EPA 8260D	SAS	70	PASI-C
		SW-846	KDF	1	PASI-C

PASI-C = Pace Analytical Services - Charlotte

This report shall not be reproduced, except in full,
without the written consent of Pace Analytical Services, LLC.

Pace Analytical Services, LLC
9800 Kincey Ave. Suite 100
Huntersville, NC 28078
(704)875-9092

ANALYTICAL RESULTS

Project: CPC Huntersville/2020-L1-2448
Pace Project No.: 92548472

Sample: AAO (O-2) **Lab ID: 92548472001** Collected: 07/07/21 11:15 Received: 07/08/21 12:08 Matrix: Solid

Results reported on a "dry weight" basis and are adjusted for percent moisture, sample size and any dilutions.

Parameters	Results	Units	Report Limit	MDL	DF	Prepared	Analyzed	CAS No.	Qual
VPH NC Soil	Analytical Method: MADEP VPH Preparation Method: MADEP VPH Pace Analytical Services - Charlotte								
Total VPH (C5-C12)	ND	mg/kg	4.2	4.2	1	07/09/21 11:48	07/09/21 19:46		N2
Aliphatic (C05-C08)	ND	mg/kg	4.2	4.2	1	07/09/21 11:48	07/09/21 19:46		N2
Aliphatic(C09-C12) Adjusted	ND	mg/kg	4.2	4.2	1	07/09/21 11:48	07/09/21 19:46		N2
Aromatic (C09-C10)	ND	mg/kg	4.2	4.2	1	07/09/21 11:48	07/09/21 19:46		N2
Surrogates									
4-Bromofluorobenzene (FID) (S)	109	%	70-130		1	07/09/21 11:48	07/09/21 19:46	460-00-4	
4-Bromofluorobenzene (PID) (S)	103	%	70-130		1	07/09/21 11:48	07/09/21 19:46	460-00-4	
8260D/5035A/5030B Volatiles	Analytical Method: EPA 8260D Preparation Method: EPA 5035A/5030B Pace Analytical Services - Charlotte								
Acetone	ND	ug/kg	174	55.7	1	07/09/21 13:15	07/10/21 02:08	67-64-1	v1
Benzene	ND	ug/kg	8.7	3.5	1	07/09/21 13:15	07/10/21 02:08	71-43-2	
Bromobenzene	ND	ug/kg	8.7	2.8	1	07/09/21 13:15	07/10/21 02:08	108-86-1	
Bromochloromethane	ND	ug/kg	8.7	2.6	1	07/09/21 13:15	07/10/21 02:08	74-97-5	v1
Bromodichloromethane	ND	ug/kg	8.7	3.4	1	07/09/21 13:15	07/10/21 02:08	75-27-4	
Bromoform	ND	ug/kg	8.7	3.1	1	07/09/21 13:15	07/10/21 02:08	75-25-2	
Bromomethane	ND	ug/kg	17.4	13.7	1	07/09/21 13:15	07/10/21 02:08	74-83-9	IK
2-Butanone (MEK)	ND	ug/kg	174	41.7	1	07/09/21 13:15	07/10/21 02:08	78-93-3	
n-Butylbenzene	**87.1**	ug/kg	8.7	4.1	1	07/09/21 13:15	07/10/21 02:08	104-51-8	
sec-Butylbenzene	ND	ug/kg	8.7	3.8	1	07/09/21 13:15	07/10/21 02:08	135-98-8	
tert-Butylbenzene	ND	ug/kg	8.7	3.1	1	07/09/21 13:15	07/10/21 02:08	98-06-6	
Carbon tetrachloride	ND	ug/kg	8.7	3.2	1	07/09/21 13:15	07/10/21 02:08	56-23-5	
Chlorobenzene	ND	ug/kg	8.7	1.7	1	07/09/21 13:15	07/10/21 02:08	108-90-7	
Chloroethane	ND	ug/kg	17.4	6.7	1	07/09/21 13:15	07/10/21 02:08	75-00-3	
Chloroform	ND	ug/kg	8.7	5.3	1	07/09/21 13:15	07/10/21 02:08	67-66-3	v1
Chloromethane	ND	ug/kg	17.4	7.3	1	07/09/21 13:15	07/10/21 02:08	74-87-3	
2-Chlorotoluene	ND	ug/kg	8.7	3.1	1	07/09/21 13:15	07/10/21 02:08	95-49-8	
4-Chlorotoluene	ND	ug/kg	8.7	1.5	1	07/09/21 13:15	07/10/21 02:08	106-43-4	
1,2-Dibromo-3-chloropropane	ND	ug/kg	8.7	3.4	1	07/09/21 13:15	07/10/21 02:08	96-12-8	
Dibromochloromethane	ND	ug/kg	8.7	4.9	1	07/09/21 13:15	07/10/21 02:08	124-48-1	
1,2-Dibromoethane (EDB)	ND	ug/kg	8.7	3.8	1	07/09/21 13:15	07/10/21 02:08	106-93-4	
Dibromomethane	ND	ug/kg	8.7	1.9	1	07/09/21 13:15	07/10/21 02:08	74-95-3	
1,2-Dichlorobenzene	ND	ug/kg	8.7	3.1	1	07/09/21 13:15	07/10/21 02:08	95-50-1	
1,3-Dichlorobenzene	ND	ug/kg	8.7	2.7	1	07/09/21 13:15	07/10/21 02:08	541-73-1	
1,4-Dichlorobenzene	ND	ug/kg	8.7	2.3	1	07/09/21 13:15	07/10/21 02:08	106-46-7	
Dichlorodifluoromethane	ND	ug/kg	17.4	3.8	1	07/09/21 13:15	07/10/21 02:08	75-71-8	
1,1-Dichloroethane	ND	ug/kg	8.7	3.6	1	07/09/21 13:15	07/10/21 02:08	75-34-3	
1,2-Dichloroethane	ND	ug/kg	8.7	5.7	1	07/09/21 13:15	07/10/21 02:08	107-06-2	
1,1-Dichloroethene	ND	ug/kg	8.7	3.6	1	07/09/21 13:15	07/10/21 02:08	75-35-4	
cis-1,2-Dichloroethene	ND	ug/kg	8.7	3.0	1	07/09/21 13:15	07/10/21 02:08	156-59-2	
trans-1,2-Dichloroethene	ND	ug/kg	8.7	3.0	1	07/09/21 13:15	07/10/21 02:08	156-60-5	
1,2-Dichloropropane	ND	ug/kg	8.7	2.6	1	07/09/21 13:15	07/10/21 02:08	78-87-5	
1,3-Dichloropropane	ND	ug/kg	8.7	2.7	1	07/09/21 13:15	07/10/21 02:08	142-28-9	v1
2,2-Dichloropropane	ND	ug/kg	8.7	2.8	1	07/09/21 13:15	07/10/21 02:08	594-20-7	

REPORT OF LABORATORY ANALYSIS

This report shall not be reproduced, except in full,
without the written consent of Pace Analytical Services, LLC.

Pace Analytical Services, LLC
9800 Kincey Ave. Suite 100
Huntersville, NC 28078
(704)875-9092

ANALYTICAL RESULTS

Project: CPC Huntersville/2020-L1-2448
Pace Project No.: 92548472

Sample: AAO (O-2) **Lab ID: 92548472001** Collected: 07/07/21 11:15 Received: 07/08/21 12:08 Matrix: Solid

Results reported on a "dry weight" basis and are adjusted for percent moisture, sample size and any dilutions.

Parameters	Results	Units	Report Limit	MDL	DF	Prepared	Analyzed	CAS No.	Qual
8260D/5035A/5030B Volatiles	Analytical Method: EPA 8260D Preparation Method: EPA 5035A/5030B Pace Analytical Services - Charlotte								
1,1-Dichloropropene	ND	ug/kg	8.7	4.2	1	07/09/21 13:15	07/10/21 02:08	563-58-6	
cis-1,3-Dichloropropene	ND	ug/kg	8.7	2.4	1	07/09/21 13:15	07/10/21 02:08	10061-01-5	
trans-1,3-Dichloropropene	ND	ug/kg	8.7	3.0	1	07/09/21 13:15	07/10/21 02:08	10061-02-6	
Diisopropyl ether	ND	ug/kg	8.7	2.3	1	07/09/21 13:15	07/10/21 02:08	108-20-3	
Ethylbenzene	ND	ug/kg	8.7	4.0	1	07/09/21 13:15	07/10/21 02:08	100-41-4	v1
Hexachloro-1,3-butadiene	ND	ug/kg	17.4	14.2	1	07/09/21 13:15	07/10/21 02:08	87-68-3	
2-Hexanone	ND	ug/kg	86.8	8.4	1	07/09/21 13:15	07/10/21 02:08	591-78-6	
Isopropylbenzene (Cumene)	ND	ug/kg	8.7	3.0	1	07/09/21 13:15	07/10/21 02:08	98-82-8	
p-Isopropyltoluene	**251**	ug/kg	8.7	4.3	1	07/09/21 13:15	07/10/21 02:08	99-87-6	
Methylene Chloride	ND	ug/kg	34.7	23.8	1	07/09/21 13:15	07/10/21 02:08	75-09-2	v1
4-Methyl-2-pentanone (MIBK)	ND	ug/kg	86.8	8.4	1	07/09/21 13:15	07/10/21 02:08	108-10-1	
Methyl-tert-butyl ether	ND	ug/kg	8.7	3.2	1	07/09/21 13:15	07/10/21 02:08	1634-04-4	
Naphthalene	ND	ug/kg	8.7	4.6	1	07/09/21 13:15	07/10/21 02:08	91-20-3	
n-Propylbenzene	ND	ug/kg	8.7	3.1	1	07/09/21 13:15	07/10/21 02:08	103-65-1	
Styrene	ND	ug/kg	8.7	2.3	1	07/09/21 13:15	07/10/21 02:08	100-42-5	
1,1,1,2-Tetrachloroethane	ND	ug/kg	8.7	3.3	1	07/09/21 13:15	07/10/21 02:08	630-20-6	
1,1,2,2-Tetrachloroethane	ND	ug/kg	8.7	2.3	1	07/09/21 13:15	07/10/21 02:08	79-34-5	
Tetrachloroethene	ND	ug/kg	8.7	2.7	1	07/09/21 13:15	07/10/21 02:08	127-18-4	
Toluene	**9.9**	ug/kg	8.7	2.5	1	07/09/21 13:15	07/10/21 02:08	108-88-3	
1,2,3-Trichlorobenzene	ND	ug/kg	8.7	7.0	1	07/09/21 13:15	07/10/21 02:08	87-61-6	
1,2,4-Trichlorobenzene	ND	ug/kg	8.7	7.3	1	07/09/21 13:15	07/10/21 02:08	120-82-1	
1,1,1-Trichloroethane	ND	ug/kg	8.7	4.5	1	07/09/21 13:15	07/10/21 02:08	71-55-6	
1,1,2-Trichloroethane	ND	ug/kg	8.7	2.9	1	07/09/21 13:15	07/10/21 02:08	79-00-5	
Trichloroethene	ND	ug/kg	8.7	2.2	1	07/09/21 13:15	07/10/21 02:08	79-01-6	
Trichlorofluoromethane	ND	ug/kg	8.7	4.8	1	07/09/21 13:15	07/10/21 02:08	75-69-4	
1,2,3-Trichloropropane	ND	ug/kg	8.7	4.4	1	07/09/21 13:15	07/10/21 02:08	96-18-4	
1,2,4-Trimethylbenzene	ND	ug/kg	8.7	2.4	1	07/09/21 13:15	07/10/21 02:08	95-63-6	
1,3,5-Trimethylbenzene	ND	ug/kg	8.7	2.9	1	07/09/21 13:15	07/10/21 02:08	108-67-8	
Vinyl acetate	ND	ug/kg	86.8	6.3	1	07/09/21 13:15	07/10/21 02:08	108-05-4	v1
Vinyl chloride	ND	ug/kg	17.4	4.4	1	07/09/21 13:15	07/10/21 02:08	75-01-4	
Xylene (Total)	**10.9J**	ug/kg	17.4	4.9	1	07/09/21 13:15	07/10/21 02:08	1330-20-7	
m&p-Xylene	**10.9J**	ug/kg	17.4	5.9	1	07/09/21 13:15	07/10/21 02:08	179601-23-1	
o-Xylene	ND	ug/kg	8.7	3.8	1	07/09/21 13:15	07/10/21 02:08	95-47-6	
Surrogates									
Toluene-d8 (S)	102	%	70-130		1	07/09/21 13:15	07/10/21 02:08	2037-26-5	
4-Bromofluorobenzene (S)	102	%	69-134		1	07/09/21 13:15	07/10/21 02:08	460-00-4	
1,2-Dichloroethane-d4 (S)	105	%	70-130		1	07/09/21 13:15	07/10/21 02:08	17060-07-0	
Percent Moisture	Analytical Method: SW-846 Pace Analytical Services - Charlotte								
Percent Moisture	**18.1**	%	0.10	0.10	1		07/08/21 17:11		N2

REPORT OF LABORATORY ANALYSIS

This report shall not be reproduced, except in full,
without the written consent of Pace Analytical Services, LLC.

Pace Analytical Services, LLC
9800 Kincey Ave. Suite 100
Huntersville, NC 28078
(704)875-9092

ANALYTICAL RESULTS

Project: CPC Huntersville/2020-L1-2448
Pace Project No.: 92548472

Sample: AAO (22-24) **Lab ID: 92548472002** Collected: 07/07/21 11:20 Received: 07/08/21 12:08 Matrix: Solid

Results reported on a "dry weight" basis and are adjusted for percent moisture, sample size and any dilutions.

Parameters	Results	Units	Report Limit	MDL	DF	Prepared	Analyzed	CAS No.	Qual
VPH NC Soil	Analytical Method: MADEP VPH Preparation Method: MADEP VPH Pace Analytical Services - Charlotte								
Total VPH (C5-C12)	ND	mg/kg	3.3	3.3	1	07/09/21 11:48	07/09/21 20:14		N2
Aliphatic (C05-C08)	ND	mg/kg	3.3	3.3	1	07/09/21 11:48	07/09/21 20:14		N2
Aliphatic(C09-C12) Adjusted	ND	mg/kg	3.3	3.3	1	07/09/21 11:48	07/09/21 20:14		N2
Aromatic (C09-C10)	ND	mg/kg	3.3	3.3	1	07/09/21 11:48	07/09/21 20:14		N2
Surrogates									
4-Bromofluorobenzene (FID) (S)	109	%	70-130		1	07/09/21 11:48	07/09/21 20:14	460-00-4	
4-Bromofluorobenzene (PID) (S)	102	%	70-130		1	07/09/21 11:48	07/09/21 20:14	460-00-4	
8260D/5035A/5030B Volatiles	Analytical Method: EPA 8260D Preparation Method: EPA 5035A/5030B Pace Analytical Services - Charlotte								
Acetone	ND	ug/kg	137	43.9	1	07/09/21 13:15	07/10/21 02:27	67-64-1	v1
Benzene	**14.1**	ug/kg	6.8	2.7	1	07/09/21 13:15	07/10/21 02:27	71-43-2	
Bromobenzene	ND	ug/kg	6.8	2.2	1	07/09/21 13:15	07/10/21 02:27	108-86-1	
Bromochloromethane	ND	ug/kg	6.8	2.0	1	07/09/21 13:15	07/10/21 02:27	74-97-5	v1
Bromodichloromethane	ND	ug/kg	6.8	2.6	1	07/09/21 13:15	07/10/21 02:27	75-27-4	
Bromoform	ND	ug/kg	6.8	2.4	1	07/09/21 13:15	07/10/21 02:27	75-25-2	
Bromomethane	ND	ug/kg	13.7	10.8	1	07/09/21 13:15	07/10/21 02:27	74-83-9	IK
2-Butanone (MEK)	ND	ug/kg	137	32.8	1	07/09/21 13:15	07/10/21 02:27	78-93-3	
n-Butylbenzene	ND	ug/kg	6.8	3.2	1	07/09/21 13:15	07/10/21 02:27	104-51-8	
sec-Butylbenzene	ND	ug/kg	6.8	3.0	1	07/09/21 13:15	07/10/21 02:27	135-98-8	
tert-Butylbenzene	ND	ug/kg	6.8	2.4	1	07/09/21 13:15	07/10/21 02:27	98-06-6	
Carbon tetrachloride	ND	ug/kg	6.8	2.6	1	07/09/21 13:15	07/10/21 02:27	56-23-5	
Chlorobenzene	ND	ug/kg	6.8	1.3	1	07/09/21 13:15	07/10/21 02:27	108-90-7	
Chloroethane	ND	ug/kg	13.7	5.3	1	07/09/21 13:15	07/10/21 02:27	75-00-3	
Chloroform	ND	ug/kg	6.8	4.2	1	07/09/21 13:15	07/10/21 02:27	67-66-3	v1
Chloromethane	ND	ug/kg	13.7	5.7	1	07/09/21 13:15	07/10/21 02:27	74-87-3	
2-Chlorotoluene	ND	ug/kg	6.8	2.4	1	07/09/21 13:15	07/10/21 02:27	95-49-8	
4-Chlorotoluene	ND	ug/kg	6.8	1.2	1	07/09/21 13:15	07/10/21 02:27	106-43-4	
1,2-Dibromo-3-chloropropane	ND	ug/kg	6.8	2.7	1	07/09/21 13:15	07/10/21 02:27	96-12-8	
Dibromochloromethane	ND	ug/kg	6.8	3.8	1	07/09/21 13:15	07/10/21 02:27	124-48-1	
1,2-Dibromoethane (EDB)	ND	ug/kg	6.8	3.0	1	07/09/21 13:15	07/10/21 02:27	106-93-4	
Dibromomethane	ND	ug/kg	6.8	1.5	1	07/09/21 13:15	07/10/21 02:27	74-95-3	
1,2-Dichlorobenzene	ND	ug/kg	6.8	2.5	1	07/09/21 13:15	07/10/21 02:27	95-50-1	
1,3-Dichlorobenzene	ND	ug/kg	6.8	2.1	1	07/09/21 13:15	07/10/21 02:27	541-73-1	
1,4-Dichlorobenzene	ND	ug/kg	6.8	1.8	1	07/09/21 13:15	07/10/21 02:27	106-46-7	
Dichlorodifluoromethane	ND	ug/kg	13.7	3.0	1	07/09/21 13:15	07/10/21 02:27	75-71-8	
1,1-Dichloroethane	ND	ug/kg	6.8	2.8	1	07/09/21 13:15	07/10/21 02:27	75-34-3	
1,2-Dichloroethane	ND	ug/kg	6.8	4.5	1	07/09/21 13:15	07/10/21 02:27	107-06-2	
1,1-Dichloroethene	ND	ug/kg	6.8	2.8	1	07/09/21 13:15	07/10/21 02:27	75-35-4	
cis-1,2-Dichloroethene	ND	ug/kg	6.8	2.3	1	07/09/21 13:15	07/10/21 02:27	156-59-2	
trans-1,2-Dichloroethene	ND	ug/kg	6.8	2.4	1	07/09/21 13:15	07/10/21 02:27	156-60-5	
1,2-Dichloropropane	ND	ug/kg	6.8	2.1	1	07/09/21 13:15	07/10/21 02:27	78-87-5	
1,3-Dichloropropane	ND	ug/kg	6.8	2.1	1	07/09/21 13:15	07/10/21 02:27	142-28-9	v1
2,2-Dichloropropane	ND	ug/kg	6.8	2.2	1	07/09/21 13:15	07/10/21 02:27	594-20-7	

REPORT OF LABORATORY ANALYSIS

This report shall not be reproduced, except in full,
without the written consent of Pace Analytical Services, LLC.

Pace Analytical Services, LLC
9800 Kincey Ave. Suite 100
Huntersville, NC 28078
(704)875-9092

ANALYTICAL RESULTS

Project: CPC Huntersville/2020-L1-2448
Pace Project No.: 92548472

Sample: AAO (22-24) **Lab ID: 92548472002** Collected: 07/07/21 11:20 Received: 07/08/21 12:08 Matrix: Solid

Results reported on a "dry weight" basis and are adjusted for percent moisture, sample size and any dilutions.

Parameters	Results	Units	Report Limit	MDL	DF	Prepared	Analyzed	CAS No.	Qual
8260D/5035A/5030B Volatiles	Analytical Method: EPA 8260D Preparation Method: EPA 5035A/5030B Pace Analytical Services - Charlotte								
1,1-Dichloropropene	ND	ug/kg	6.8	3.3	1	07/09/21 13:15	07/10/21 02:27	563-58-6	
cis-1,3-Dichloropropene	ND	ug/kg	6.8	1.9	1	07/09/21 13:15	07/10/21 02:27	10061-01-5	
trans-1,3-Dichloropropene	ND	ug/kg	6.8	2.4	1	07/09/21 13:15	07/10/21 02:27	10061-02-6	
Diisopropyl ether	ND	ug/kg	6.8	1.8	1	07/09/21 13:15	07/10/21 02:27	108-20-3	
Ethylbenzene	**3.8J**	ug/kg	6.8	3.2	1	07/09/21 13:15	07/10/21 02:27	100-41-4	v1
Hexachloro-1,3-butadiene	ND	ug/kg	13.7	11.2	1	07/09/21 13:15	07/10/21 02:27	87-68-3	
2-Hexanone	ND	ug/kg	68.4	6.6	1	07/09/21 13:15	07/10/21 02:27	591-78-6	
Isopropylbenzene (Cumene)	ND	ug/kg	6.8	2.3	1	07/09/21 13:15	07/10/21 02:27	98-82-8	
p-Isopropyltoluene	ND	ug/kg	6.8	3.4	1	07/09/21 13:15	07/10/21 02:27	99-87-6	
Methylene Chloride	ND	ug/kg	27.4	18.7	1	07/09/21 13:15	07/10/21 02:27	75-09-2	v1
4-Methyl-2-pentanone (MIBK)	ND	ug/kg	68.4	6.6	1	07/09/21 13:15	07/10/21 02:27	108-10-1	
Methyl-tert-butyl ether	ND	ug/kg	6.8	2.6	1	07/09/21 13:15	07/10/21 02:27	1634-04-4	
Naphthalene	ND	ug/kg	6.8	3.6	1	07/09/21 13:15	07/10/21 02:27	91-20-3	
n-Propylbenzene	ND	ug/kg	6.8	2.4	1	07/09/21 13:15	07/10/21 02:27	103-65-1	
Styrene	ND	ug/kg	6.8	1.8	1	07/09/21 13:15	07/10/21 02:27	100-42-5	
1,1,1,2-Tetrachloroethane	ND	ug/kg	6.8	2.6	1	07/09/21 13:15	07/10/21 02:27	630-20-6	
1,1,2,2-Tetrachloroethane	ND	ug/kg	6.8	1.8	1	07/09/21 13:15	07/10/21 02:27	79-34-5	
Tetrachloroethene	ND	ug/kg	6.8	2.2	1	07/09/21 13:15	07/10/21 02:27	127-18-4	
Toluene	**32.1**	ug/kg	6.8	1.9	1	07/09/21 13:15	07/10/21 02:27	108-88-3	
1,2,3-Trichlorobenzene	ND	ug/kg	6.8	5.5	1	07/09/21 13:15	07/10/21 02:27	87-61-6	
1,2,4-Trichlorobenzene	ND	ug/kg	6.8	5.7	1	07/09/21 13:15	07/10/21 02:27	120-82-1	
1,1,1-Trichloroethane	ND	ug/kg	6.8	3.6	1	07/09/21 13:15	07/10/21 02:27	71-55-6	
1,1,2-Trichloroethane	ND	ug/kg	6.8	2.3	1	07/09/21 13:15	07/10/21 02:27	79-00-5	
Trichloroethene	ND	ug/kg	6.8	1.8	1	07/09/21 13:15	07/10/21 02:27	79-01-6	
Trichlorofluoromethane	ND	ug/kg	6.8	3.8	1	07/09/21 13:15	07/10/21 02:27	75-69-4	
1,2,3-Trichloropropane	ND	ug/kg	6.8	3.5	1	07/09/21 13:15	07/10/21 02:27	96-18-4	
1,2,4-Trimethylbenzene	**22.8**	ug/kg	6.8	1.9	1	07/09/21 13:15	07/10/21 02:27	95-63-6	
1,3,5-Trimethylbenzene	ND	ug/kg	6.8	2.3	1	07/09/21 13:15	07/10/21 02:27	108-67-8	
Vinyl acetate	ND	ug/kg	68.4	5.0	1	07/09/21 13:15	07/10/21 02:27	108-05-4	v1
Vinyl chloride	ND	ug/kg	13.7	3.5	1	07/09/21 13:15	07/10/21 02:27	75-01-4	
Xylene (Total)	**25.2**	ug/kg	13.7	3.9	1	07/09/21 13:15	07/10/21 02:27	1330-20-7	
m&p-Xylene	**19.5**	ug/kg	13.7	4.7	1	07/09/21 13:15	07/10/21 02:27	179601-23-1	
o-Xylene	**5.7J**	ug/kg	6.8	3.0	1	07/09/21 13:15	07/10/21 02:27	95-47-6	
Surrogates									
Toluene-d8 (S)	101	%	70-130		1	07/09/21 13:15	07/10/21 02:27	2037-26-5	
4-Bromofluorobenzene (S)	110	%	69-134		1	07/09/21 13:15	07/10/21 02:27	460-00-4	
1,2-Dichloroethane-d4 (S)	107	%	70-130		1	07/09/21 13:15	07/10/21 02:27	17060-07-0	
Percent Moisture	Analytical Method: SW-846 Pace Analytical Services - Charlotte								
Percent Moisture	**13.5**	%	0.10	0.10	1		07/08/21 17:11		N2

REPORT OF LABORATORY ANALYSIS

This report shall not be reproduced, except in full,
without the written consent of Pace Analytical Services, LLC.

Pace Analytical Services, LLC
9800 Kincey Ave. Suite 100
Huntersville, NC 28078
(704)875-9092

ANALYTICAL RESULTS

Project: CPC Huntersville/2020-L1-2448
Pace Project No.: 92548472

Sample: AAO (40-42) **Lab ID: 92548472003** Collected: 07/07/21 11:25 Received: 07/08/21 12:08 Matrix: Solid

Results reported on a "dry weight" basis and are adjusted for percent moisture, sample size and any dilutions.

Parameters	Results	Units	Report Limit	MDL	DF	Prepared	Analyzed	CAS No.	Qual
VPH NC Soil	Analytical Method: MADEP VPH Preparation Method: MADEP VPH Pace Analytical Services - Charlotte								
Total VPH (C5-C12)	**9.6**	mg/kg	3.6	3.6	1	07/09/21 11:48	07/09/21 20:43		N2
Aliphatic (C05-C08)	**7.2**	mg/kg	3.6	3.6	1	07/09/21 11:48	07/09/21 20:43		N2
Aliphatic(C09-C12) Adjusted	ND	mg/kg	3.6	3.6	1	07/09/21 11:48	07/09/21 20:43		N2
Aromatic (C09-C10)	ND	mg/kg	3.6	3.6	1	07/09/21 11:48	07/09/21 20:43		N2
Surrogates									
4-Bromofluorobenzene (FID) (S)	108	%	70-130		1	07/09/21 11:48	07/09/21 20:43	460-00-4	
4-Bromofluorobenzene (PID) (S)	101	%	70-130		1	07/09/21 11:48	07/09/21 20:43	460-00-4	
8260D/5035A/5030B Volatiles	Analytical Method: EPA 8260D Preparation Method: EPA 5035A/5030B Pace Analytical Services - Charlotte								
Acetone	ND	ug/kg	149	48.0	1	07/09/21 13:15	07/10/21 02:45	67-64-1	v1
Benzene	**188**	ug/kg	7.5	3.0	1	07/09/21 13:15	07/10/21 02:45	71-43-2	
Bromobenzene	ND	ug/kg	7.5	2.4	1	07/09/21 13:15	07/10/21 02:45	108-86-1	
Bromochloromethane	ND	ug/kg	7.5	2.2	1	07/09/21 13:15	07/10/21 02:45	74-97-5	v1
Bromodichloromethane	ND	ug/kg	7.5	2.9	1	07/09/21 13:15	07/10/21 02:45	75-27-4	
Bromoform	ND	ug/kg	7.5	2.6	1	07/09/21 13:15	07/10/21 02:45	75-25-2	
Bromomethane	ND	ug/kg	14.9	11.8	1	07/09/21 13:15	07/10/21 02:45	74-83-9	IK
2-Butanone (MEK)	ND	ug/kg	149	35.9	1	07/09/21 13:15	07/10/21 02:45	78-93-3	
n-Butylbenzene	ND	ug/kg	7.5	3.5	1	07/09/21 13:15	07/10/21 02:45	104-51-8	
sec-Butylbenzene	ND	ug/kg	7.5	3.3	1	07/09/21 13:15	07/10/21 02:45	135-98-8	
tert-Butylbenzene	ND	ug/kg	7.5	2.7	1	07/09/21 13:15	07/10/21 02:45	98-06-6	
Carbon tetrachloride	ND	ug/kg	7.5	2.8	1	07/09/21 13:15	07/10/21 02:45	56-23-5	
Chlorobenzene	ND	ug/kg	7.5	1.4	1	07/09/21 13:15	07/10/21 02:45	108-90-7	
Chloroethane	ND	ug/kg	14.9	5.8	1	07/09/21 13:15	07/10/21 02:45	75-00-3	
Chloroform	ND	ug/kg	7.5	4.5	1	07/09/21 13:15	07/10/21 02:45	67-66-3	v1
Chloromethane	ND	ug/kg	14.9	6.3	1	07/09/21 13:15	07/10/21 02:45	74-87-3	
2-Chlorotoluene	ND	ug/kg	7.5	2.6	1	07/09/21 13:15	07/10/21 02:45	95-49-8	
4-Chlorotoluene	ND	ug/kg	7.5	1.3	1	07/09/21 13:15	07/10/21 02:45	106-43-4	
1,2-Dibromo-3-chloropropane	ND	ug/kg	7.5	2.9	1	07/09/21 13:15	07/10/21 02:45	96-12-8	
Dibromochloromethane	ND	ug/kg	7.5	4.2	1	07/09/21 13:15	07/10/21 02:45	124-48-1	
1,2-Dibromoethane (EDB)	ND	ug/kg	7.5	3.3	1	07/09/21 13:15	07/10/21 02:45	106-93-4	
Dibromomethane	ND	ug/kg	7.5	1.6	1	07/09/21 13:15	07/10/21 02:45	74-95-3	
1,2-Dichlorobenzene	ND	ug/kg	7.5	2.7	1	07/09/21 13:15	07/10/21 02:45	95-50-1	
1,3-Dichlorobenzene	ND	ug/kg	7.5	2.3	1	07/09/21 13:15	07/10/21 02:45	541-73-1	
1,4-Dichlorobenzene	ND	ug/kg	7.5	1.9	1	07/09/21 13:15	07/10/21 02:45	106-46-7	
Dichlorodifluoromethane	ND	ug/kg	14.9	3.2	1	07/09/21 13:15	07/10/21 02:45	75-71-8	
1,1-Dichloroethane	ND	ug/kg	7.5	3.1	1	07/09/21 13:15	07/10/21 02:45	75-34-3	
1,2-Dichloroethane	ND	ug/kg	7.5	4.9	1	07/09/21 13:15	07/10/21 02:45	107-06-2	
1,1-Dichloroethene	ND	ug/kg	7.5	3.1	1	07/09/21 13:15	07/10/21 02:45	75-35-4	
cis-1,2-Dichloroethene	ND	ug/kg	7.5	2.6	1	07/09/21 13:15	07/10/21 02:45	156-59-2	
trans-1,2-Dichloroethene	ND	ug/kg	7.5	2.6	1	07/09/21 13:15	07/10/21 02:45	156-60-5	
1,2-Dichloropropane	ND	ug/kg	7.5	2.2	1	07/09/21 13:15	07/10/21 02:45	78-87-5	
1,3-Dichloropropane	ND	ug/kg	7.5	2.3	1	07/09/21 13:15	07/10/21 02:45	142-28-9	v1
2,2-Dichloropropane	ND	ug/kg	7.5	2.4	1	07/09/21 13:15	07/10/21 02:45	594-20-7	

REPORT OF LABORATORY ANALYSIS

This report shall not be reproduced, except in full,
without the written consent of Pace Analytical Services, LLC.

Pace Analytical Services, LLC
9800 Kincey Ave. Suite 100
Huntersville, NC 28078
(704)875-9092

ANALYTICAL RESULTS

Project: CPC Huntersville/2020-L1-2448
Pace Project No.: 92548472

Sample: AAO (40-42) **Lab ID: 92548472003** Collected: 07/07/21 11:25 Received: 07/08/21 12:08 Matrix: Solid

Results reported on a "dry weight" basis and are adjusted for percent moisture, sample size and any dilutions.

Parameters	Results	Units	Report Limit	MDL	DF	Prepared	Analyzed	CAS No.	Qual
8260D/5035A/5030B Volatiles	Analytical Method: EPA 8260D Preparation Method: EPA 5035A/5030B Pace Analytical Services - Charlotte								
1,1-Dichloropropene	ND	ug/kg	7.5	3.6	1	07/09/21 13:15	07/10/21 02:45	563-58-6	
cis-1,3-Dichloropropene	ND	ug/kg	7.5	2.0	1	07/09/21 13:15	07/10/21 02:45	10061-01-5	
trans-1,3-Dichloropropene	ND	ug/kg	7.5	2.6	1	07/09/21 13:15	07/10/21 02:45	10061-02-6	
Diisopropyl ether	**40.4**	ug/kg	7.5	2.0	1	07/09/21 13:15	07/10/21 02:45	108-20-3	
Ethylbenzene	**82.8**	ug/kg	7.5	3.5	1	07/09/21 13:15	07/10/21 02:45	100-41-4	v1
Hexachloro-1,3-butadiene	ND	ug/kg	14.9	12.2	1	07/09/21 13:15	07/10/21 02:45	87-68-3	
2-Hexanone	ND	ug/kg	74.7	7.2	1	07/09/21 13:15	07/10/21 02:45	591-78-6	
Isopropylbenzene (Cumene)	**4.1J**	ug/kg	7.5	2.5	1	07/09/21 13:15	07/10/21 02:45	98-82-8	
p-Isopropyltoluene	ND	ug/kg	7.5	3.7	1	07/09/21 13:15	07/10/21 02:45	99-87-6	
Methylene Chloride	ND	ug/kg	29.9	20.5	1	07/09/21 13:15	07/10/21 02:45	75-09-2	v1
4-Methyl-2-pentanone (MIBK)	ND	ug/kg	74.7	7.2	1	07/09/21 13:15	07/10/21 02:45	108-10-1	
Methyl-tert-butyl ether	**14.8**	ug/kg	7.5	2.8	1	07/09/21 13:15	07/10/21 02:45	1634-04-4	
Naphthalene	**18.0**	ug/kg	7.5	3.9	1	07/09/21 13:15	07/10/21 02:45	91-20-3	
n-Propylbenzene	ND	ug/kg	7.5	2.7	1	07/09/21 13:15	07/10/21 02:45	103-65-1	
Styrene	**4.7J**	ug/kg	7.5	2.0	1	07/09/21 13:15	07/10/21 02:45	100-42-5	
1,1,1,2-Tetrachloroethane	ND	ug/kg	7.5	2.9	1	07/09/21 13:15	07/10/21 02:45	630-20-6	
1,1,2,2-Tetrachloroethane	ND	ug/kg	7.5	2.0	1	07/09/21 13:15	07/10/21 02:45	79-34-5	
Tetrachloroethene	ND	ug/kg	7.5	2.4	1	07/09/21 13:15	07/10/21 02:45	127-18-4	
Toluene	**636**	ug/kg	7.5	2.1	1	07/09/21 13:15	07/10/21 02:45	108-88-3	
1,2,3-Trichlorobenzene	ND	ug/kg	7.5	6.0	1	07/09/21 13:15	07/10/21 02:45	87-61-6	
1,2,4-Trichlorobenzene	ND	ug/kg	7.5	6.3	1	07/09/21 13:15	07/10/21 02:45	120-82-1	
1,1,1-Trichloroethane	ND	ug/kg	7.5	3.9	1	07/09/21 13:15	07/10/21 02:45	71-55-6	
1,1,2-Trichloroethane	ND	ug/kg	7.5	2.5	1	07/09/21 13:15	07/10/21 02:45	79-00-5	
Trichloroethene	ND	ug/kg	7.5	1.9	1	07/09/21 13:15	07/10/21 02:45	79-01-6	
Trichlorofluoromethane	ND	ug/kg	7.5	4.1	1	07/09/21 13:15	07/10/21 02:45	75-69-4	
1,2,3-Trichloropropane	ND	ug/kg	7.5	3.8	1	07/09/21 13:15	07/10/21 02:45	96-18-4	
1,2,4-Trimethylbenzene	**64.7**	ug/kg	7.5	2.0	1	07/09/21 13:15	07/10/21 02:45	95-63-6	
1,3,5-Trimethylbenzene	ND	ug/kg	7.5	2.5	1	07/09/21 13:15	07/10/21 02:45	108-67-8	
Vinyl acetate	ND	ug/kg	74.7	5.4	1	07/09/21 13:15	07/10/21 02:45	108-05-4	v1
Vinyl chloride	ND	ug/kg	14.9	3.8	1	07/09/21 13:15	07/10/21 02:45	75-01-4	
Xylene (Total)	**447**	ug/kg	14.9	4.3	1	07/09/21 13:15	07/10/21 02:45	1330-20-7	
m&p-Xylene	**298**	ug/kg	14.9	5.1	1	07/09/21 13:15	07/10/21 02:45	179601-23-1	
o-Xylene	**148**	ug/kg	7.5	3.3	1	07/09/21 13:15	07/10/21 02:45	95-47-6	
Surrogates									
Toluene-d8 (S)	102	%	70-130		1	07/09/21 13:15	07/10/21 02:45	2037-26-5	
4-Bromofluorobenzene (S)	100	%	69-134		1	07/09/21 13:15	07/10/21 02:45	460-00-4	
1,2-Dichloroethane-d4 (S)	106	%	70-130		1	07/09/21 13:15	07/10/21 02:45	17060-07-0	
Percent Moisture	Analytical Method: SW-846 Pace Analytical Services - Charlotte								
Percent Moisture	**22.7**	%	0.10	0.10	1		07/08/21 17:25		N2

REPORT OF LABORATORY ANALYSIS

This report shall not be reproduced, except in full,
without the written consent of Pace Analytical Services, LLC.

Pace Analytical Services, LLC
9800 Kincey Ave. Suite 100
Huntersville, NC 28078
(704)875-9092

ANALYTICAL RESULTS

Project: CPC Huntersville/2020-L1-2448
Pace Project No.: 92548472

Sample: ABO (0-2) **Lab ID: 92548472004** Collected: 07/07/21 14:00 Received: 07/08/21 12:08 Matrix: Solid

Results reported on a "dry weight" basis and are adjusted for percent moisture, sample size and any dilutions.

Parameters	Results	Units	Report Limit	MDL	DF	Prepared	Analyzed	CAS No.	Qual
VPH NC Soil	Analytical Method: MADEP VPH Preparation Method: MADEP VPH Pace Analytical Services - Charlotte								
Total VPH (C5-C12)	**22.3**	mg/kg	4.3	4.3	1	07/09/21 11:48	07/09/21 21:11		N2
Aliphatic (C05-C08)	ND	mg/kg	4.3	4.3	1	07/09/21 11:48	07/09/21 21:11		N2
Aliphatic(C09-C12) Adjusted	**8.3**	mg/kg	4.3	4.3	1	07/09/21 11:48	07/09/21 21:11		N2
Aromatic (C09-C10)	**12.2**	mg/kg	4.3	4.3	1	07/09/21 11:48	07/09/21 21:11		N2
Surrogates									
4-Bromofluorobenzene (FID) (S)	118	%	70-130		1	07/09/21 11:48	07/09/21 21:11	460-00-4	
4-Bromofluorobenzene (PID) (S)	107	%	70-130		1	07/09/21 11:48	07/09/21 21:11	460-00-4	
8260D/5035A/5030B Volatiles	Analytical Method: EPA 8260D Preparation Method: EPA 5035A/5030B Pace Analytical Services - Charlotte								
Acetone	ND	ug/kg	172	55.3	1	07/09/21 13:15	07/10/21 03:04	67-64-1	v1
Benzene	**6.6J**	ug/kg	8.6	3.4	1	07/09/21 13:15	07/10/21 03:04	71-43-2	
Bromobenzene	ND	ug/kg	8.6	2.8	1	07/09/21 13:15	07/10/21 03:04	108-86-1	
Bromochloromethane	ND	ug/kg	8.6	2.6	1	07/09/21 13:15	07/10/21 03:04	74-97-5	v1
Bromodichloromethane	ND	ug/kg	8.6	3.3	1	07/09/21 13:15	07/10/21 03:04	75-27-4	
Bromoform	ND	ug/kg	8.6	3.0	1	07/09/21 13:15	07/10/21 03:04	75-25-2	
Bromomethane	ND	ug/kg	17.2	13.6	1	07/09/21 13:15	07/10/21 03:04	74-83-9	IK
2-Butanone (MEK)	ND	ug/kg	172	41.4	1	07/09/21 13:15	07/10/21 03:04	78-93-3	
n-Butylbenzene	ND	ug/kg	8.6	4.1	1	07/09/21 13:15	07/10/21 03:04	104-51-8	
sec-Butylbenzene	ND	ug/kg	8.6	3.8	1	07/09/21 13:15	07/10/21 03:04	135-98-8	
tert-Butylbenzene	ND	ug/kg	8.6	3.1	1	07/09/21 13:15	07/10/21 03:04	98-06-6	
Carbon tetrachloride	ND	ug/kg	8.6	3.2	1	07/09/21 13:15	07/10/21 03:04	56-23-5	
Chlorobenzene	ND	ug/kg	8.6	1.7	1	07/09/21 13:15	07/10/21 03:04	108-90-7	
Chloroethane	ND	ug/kg	17.2	6.7	1	07/09/21 13:15	07/10/21 03:04	75-00-3	
Chloroform	ND	ug/kg	8.6	5.2	1	07/09/21 13:15	07/10/21 03:04	67-66-3	v1
Chloromethane	ND	ug/kg	17.2	7.2	1	07/09/21 13:15	07/10/21 03:04	74-87-3	
2-Chlorotoluene	ND	ug/kg	8.6	3.1	1	07/09/21 13:15	07/10/21 03:04	95-49-8	
4-Chlorotoluene	ND	ug/kg	8.6	1.5	1	07/09/21 13:15	07/10/21 03:04	106-43-4	
1,2-Dibromo-3-chloropropane	ND	ug/kg	8.6	3.3	1	07/09/21 13:15	07/10/21 03:04	96-12-8	
Dibromochloromethane	ND	ug/kg	8.6	4.8	1	07/09/21 13:15	07/10/21 03:04	124-48-1	
1,2-Dibromoethane (EDB)	ND	ug/kg	8.6	3.8	1	07/09/21 13:15	07/10/21 03:04	106-93-4	
Dibromomethane	ND	ug/kg	8.6	1.8	1	07/09/21 13:15	07/10/21 03:04	74-95-3	
1,2-Dichlorobenzene	ND	ug/kg	8.6	3.1	1	07/09/21 13:15	07/10/21 03:04	95-50-1	
1,3-Dichlorobenzene	ND	ug/kg	8.6	2.7	1	07/09/21 13:15	07/10/21 03:04	541-73-1	
1,4-Dichlorobenzene	ND	ug/kg	8.6	2.2	1	07/09/21 13:15	07/10/21 03:04	106-46-7	
Dichlorodifluoromethane	ND	ug/kg	17.2	3.7	1	07/09/21 13:15	07/10/21 03:04	75-71-8	
1,1-Dichloroethane	ND	ug/kg	8.6	3.5	1	07/09/21 13:15	07/10/21 03:04	75-34-3	
1,2-Dichloroethane	ND	ug/kg	8.6	5.7	1	07/09/21 13:15	07/10/21 03:04	107-06-2	
1,1-Dichloroethene	ND	ug/kg	8.6	3.5	1	07/09/21 13:15	07/10/21 03:04	75-35-4	
cis-1,2-Dichloroethene	ND	ug/kg	8.6	2.9	1	07/09/21 13:15	07/10/21 03:04	156-59-2	
trans-1,2-Dichloroethene	ND	ug/kg	8.6	3.0	1	07/09/21 13:15	07/10/21 03:04	156-60-5	
1,2-Dichloropropane	ND	ug/kg	8.6	2.6	1	07/09/21 13:15	07/10/21 03:04	78-87-5	
1,3-Dichloropropane	ND	ug/kg	8.6	2.7	1	07/09/21 13:15	07/10/21 03:04	142-28-9	v1
2,2-Dichloropropane	ND	ug/kg	8.6	2.8	1	07/09/21 13:15	07/10/21 03:04	594-20-7	

REPORT OF LABORATORY ANALYSIS

This report shall not be reproduced, except in full,
without the written consent of Pace Analytical Services, LLC.

Pace Analytical Services, LLC
9800 Kincey Ave. Suite 100
Huntersville, NC 28078
(704)875-9092

ANALYTICAL RESULTS

Project: CPC Huntersville/2020-L1-2448
Pace Project No.: 92548472

Sample: ABO (0-2) **Lab ID: 92548472004** Collected: 07/07/21 14:00 Received: 07/08/21 12:08 Matrix: Solid

Results reported on a "dry weight" basis and are adjusted for percent moisture, sample size and any dilutions.

Parameters	Results	Units	Report Limit	MDL	DF	Prepared	Analyzed	CAS No.	Qual
8260D/5035A/5030B Volatiles	Analytical Method: EPA 8260D Preparation Method: EPA 5035A/5030B Pace Analytical Services - Charlotte								
1,1-Dichloropropene	ND	ug/kg	8.6	4.1	1	07/09/21 13:15	07/10/21 03:04	563-58-6	
cis-1,3-Dichloropropene	ND	ug/kg	8.6	2.3	1	07/09/21 13:15	07/10/21 03:04	10061-01-5	
trans-1,3-Dichloropropene	ND	ug/kg	8.6	3.0	1	07/09/21 13:15	07/10/21 03:04	10061-02-6	
Diisopropyl ether	ND	ug/kg	8.6	2.3	1	07/09/21 13:15	07/10/21 03:04	108-20-3	
Ethylbenzene	**11.1**	ug/kg	8.6	4.0	1	07/09/21 13:15	07/10/21 03:04	100-41-4	v1
Hexachloro-1,3-butadiene	ND	ug/kg	17.2	14.1	1	07/09/21 13:15	07/10/21 03:04	87-68-3	
2-Hexanone	ND	ug/kg	86.2	8.3	1	07/09/21 13:15	07/10/21 03:04	591-78-6	
Isopropylbenzene (Cumene)	ND	ug/kg	8.6	2.9	1	07/09/21 13:15	07/10/21 03:04	98-82-8	
p-Isopropyltoluene	**6.6J**	ug/kg	8.6	4.2	1	07/09/21 13:15	07/10/21 03:04	99-87-6	
Methylene Chloride	ND	ug/kg	34.5	23.6	1	07/09/21 13:15	07/10/21 03:04	75-09-2	v1
4-Methyl-2-pentanone (MIBK)	ND	ug/kg	86.2	8.3	1	07/09/21 13:15	07/10/21 03:04	108-10-1	
Methyl-tert-butyl ether	ND	ug/kg	8.6	3.2	1	07/09/21 13:15	07/10/21 03:04	1634-04-4	
Naphthalene	**6.2J**	ug/kg	8.6	4.5	1	07/09/21 13:15	07/10/21 03:04	91-20-3	
n-Propylbenzene	ND	ug/kg	8.6	3.1	1	07/09/21 13:15	07/10/21 03:04	103-65-1	
Styrene	ND	ug/kg	8.6	2.3	1	07/09/21 13:15	07/10/21 03:04	100-42-5	
1,1,1,2-Tetrachloroethane	ND	ug/kg	8.6	3.3	1	07/09/21 13:15	07/10/21 03:04	630-20-6	
1,1,2,2-Tetrachloroethane	ND	ug/kg	8.6	2.3	1	07/09/21 13:15	07/10/21 03:04	79-34-5	
Tetrachloroethene	ND	ug/kg	8.6	2.7	1	07/09/21 13:15	07/10/21 03:04	127-18-4	
Toluene	**68.0**	ug/kg	8.6	2.4	1	07/09/21 13:15	07/10/21 03:04	108-88-3	
1,2,3-Trichlorobenzene	ND	ug/kg	8.6	7.0	1	07/09/21 13:15	07/10/21 03:04	87-61-6	
1,2,4-Trichlorobenzene	ND	ug/kg	8.6	7.2	1	07/09/21 13:15	07/10/21 03:04	120-82-1	
1,1,1-Trichloroethane	ND	ug/kg	8.6	4.5	1	07/09/21 13:15	07/10/21 03:04	71-55-6	
1,1,2-Trichloroethane	ND	ug/kg	8.6	2.9	1	07/09/21 13:15	07/10/21 03:04	79-00-5	
Trichloroethene	ND	ug/kg	8.6	2.2	1	07/09/21 13:15	07/10/21 03:04	79-01-6	
Trichlorofluoromethane	ND	ug/kg	8.6	4.7	1	07/09/21 13:15	07/10/21 03:04	75-69-4	
1,2,3-Trichloropropane	ND	ug/kg	8.6	4.4	1	07/09/21 13:15	07/10/21 03:04	96-18-4	
1,2,4-Trimethylbenzene	**16.4**	ug/kg	8.6	2.4	1	07/09/21 13:15	07/10/21 03:04	95-63-6	
1,3,5-Trimethylbenzene	ND	ug/kg	8.6	2.9	1	07/09/21 13:15	07/10/21 03:04	108-67-8	
Vinyl acetate	ND	ug/kg	86.2	6.3	1	07/09/21 13:15	07/10/21 03:04	108-05-4	v1
Vinyl chloride	ND	ug/kg	17.2	4.4	1	07/09/21 13:15	07/10/21 03:04	75-01-4	
Xylene (Total)	**72.4**	ug/kg	17.2	4.9	1	07/09/21 13:15	07/10/21 03:04	1330-20-7	
m&p-Xylene	**54.4**	ug/kg	17.2	5.9	1	07/09/21 13:15	07/10/21 03:04	179601-23-1	
o-Xylene	**18.0**	ug/kg	8.6	3.8	1	07/09/21 13:15	07/10/21 03:04	95-47-6	
Surrogates									
Toluene-d8 (S)	101	%	70-130		1	07/09/21 13:15	07/10/21 03:04	2037-26-5	
4-Bromofluorobenzene (S)	99	%	69-134		1	07/09/21 13:15	07/10/21 03:04	460-00-4	
1,2-Dichloroethane-d4 (S)	105	%	70-130		1	07/09/21 13:15	07/10/21 03:04	17060-07-0	
Percent Moisture	Analytical Method: SW-846 Pace Analytical Services - Charlotte								
Percent Moisture	**17.0**	%	0.10	0.10	1		07/08/21 17:26		N2

REPORT OF LABORATORY ANALYSIS

This report shall not be reproduced, except in full,
without the written consent of Pace Analytical Services, LLC.

Pace Analytical Services, LLC
9800 Kincey Ave. Suite 100
Huntersville, NC 28078
(704)875-9092

ANALYTICAL RESULTS

Project: CPC Huntersville/2020-L1-2448
Pace Project No.: 92548472

Sample: ABO (24-26) **Lab ID: 92548472005** Collected: 07/07/21 14:05 Received: 07/08/21 12:08 Matrix: Solid

Results reported on a "dry weight" basis and are adjusted for percent moisture, sample size and any dilutions.

Parameters	Results	Units	Report Limit	MDL	DF	Prepared	Analyzed	CAS No.	Qual
VPH NC Soil	Analytical Method: MADEP VPH Preparation Method: MADEP VPH Pace Analytical Services - Charlotte								
Total VPH (C5-C12)	**3.5**	mg/kg	3.0	3.0	1	07/09/21 11:48	07/09/21 21:40		N2
Aliphatic (C05-C08)	ND	mg/kg	3.0	3.0	1	07/09/21 11:48	07/09/21 21:40		N2
Aliphatic(C09-C12) Adjusted	ND	mg/kg	3.0	3.0	1	07/09/21 11:48	07/09/21 21:40		N2
Aromatic (C09-C10)	ND	mg/kg	3.0	3.0	1	07/09/21 11:48	07/09/21 21:40		N2
Surrogates									
4-Bromofluorobenzene (FID) (S)	110	%	70-130		1	07/09/21 11:48	07/09/21 21:40	460-00-4	
4-Bromofluorobenzene (PID) (S)	102	%	70-130		1	07/09/21 11:48	07/09/21 21:40	460-00-4	
8260D/5035A/5030B Volatiles	Analytical Method: EPA 8260D Preparation Method: EPA 5035A/5030B Pace Analytical Services - Charlotte								
Acetone	ND	ug/kg	130	41.7	1	07/09/21 13:15	07/10/21 03:22	67-64-1	v1
Benzene	**9.7**	ug/kg	6.5	2.6	1	07/09/21 13:15	07/10/21 03:22	71-43-2	
Bromobenzene	ND	ug/kg	6.5	2.1	1	07/09/21 13:15	07/10/21 03:22	108-86-1	
Bromochloromethane	ND	ug/kg	6.5	1.9	1	07/09/21 13:15	07/10/21 03:22	74-97-5	v1
Bromodichloromethane	ND	ug/kg	6.5	2.5	1	07/09/21 13:15	07/10/21 03:22	75-27-4	
Bromoform	ND	ug/kg	6.5	2.3	1	07/09/21 13:15	07/10/21 03:22	75-25-2	
Bromomethane	ND	ug/kg	13.0	10.3	1	07/09/21 13:15	07/10/21 03:22	74-83-9	IK
2-Butanone (MEK)	ND	ug/kg	130	31.1	1	07/09/21 13:15	07/10/21 03:22	78-93-3	
n-Butylbenzene	ND	ug/kg	6.5	3.1	1	07/09/21 13:15	07/10/21 03:22	104-51-8	
sec-Butylbenzene	ND	ug/kg	6.5	2.9	1	07/09/21 13:15	07/10/21 03:22	135-98-8	
tert-Butylbenzene	ND	ug/kg	6.5	2.3	1	07/09/21 13:15	07/10/21 03:22	98-06-6	
Carbon tetrachloride	ND	ug/kg	6.5	2.4	1	07/09/21 13:15	07/10/21 03:22	56-23-5	
Chlorobenzene	ND	ug/kg	6.5	1.2	1	07/09/21 13:15	07/10/21 03:22	108-90-7	
Chloroethane	ND	ug/kg	13.0	5.0	1	07/09/21 13:15	07/10/21 03:22	75-00-3	
Chloroform	ND	ug/kg	6.5	3.9	1	07/09/21 13:15	07/10/21 03:22	67-66-3	v1
Chloromethane	ND	ug/kg	13.0	5.5	1	07/09/21 13:15	07/10/21 03:22	74-87-3	
2-Chlorotoluene	ND	ug/kg	6.5	2.3	1	07/09/21 13:15	07/10/21 03:22	95-49-8	
4-Chlorotoluene	ND	ug/kg	6.5	1.1	1	07/09/21 13:15	07/10/21 03:22	106-43-4	
1,2-Dibromo-3-chloropropane	ND	ug/kg	6.5	2.5	1	07/09/21 13:15	07/10/21 03:22	96-12-8	
Dibromochloromethane	ND	ug/kg	6.5	3.6	1	07/09/21 13:15	07/10/21 03:22	124-48-1	
1,2-Dibromoethane (EDB)	ND	ug/kg	6.5	2.9	1	07/09/21 13:15	07/10/21 03:22	106-93-4	
Dibromomethane	ND	ug/kg	6.5	1.4	1	07/09/21 13:15	07/10/21 03:22	74-95-3	
1,2-Dichlorobenzene	ND	ug/kg	6.5	2.3	1	07/09/21 13:15	07/10/21 03:22	95-50-1	
1,3-Dichlorobenzene	ND	ug/kg	6.5	2.0	1	07/09/21 13:15	07/10/21 03:22	541-73-1	
1,4-Dichlorobenzene	ND	ug/kg	6.5	1.7	1	07/09/21 13:15	07/10/21 03:22	106-46-7	
Dichlorodifluoromethane	ND	ug/kg	13.0	2.8	1	07/09/21 13:15	07/10/21 03:22	75-71-8	
1,1-Dichloroethane	ND	ug/kg	6.5	2.7	1	07/09/21 13:15	07/10/21 03:22	75-34-3	
1,2-Dichloroethane	ND	ug/kg	6.5	4.3	1	07/09/21 13:15	07/10/21 03:22	107-06-2	
1,1-Dichloroethene	ND	ug/kg	6.5	2.7	1	07/09/21 13:15	07/10/21 03:22	75-35-4	
cis-1,2-Dichloroethene	ND	ug/kg	6.5	2.2	1	07/09/21 13:15	07/10/21 03:22	156-59-2	
trans-1,2-Dichloroethene	ND	ug/kg	6.5	2.3	1	07/09/21 13:15	07/10/21 03:22	156-60-5	
1,2-Dichloropropane	ND	ug/kg	6.5	1.9	1	07/09/21 13:15	07/10/21 03:22	78-87-5	
1,3-Dichloropropane	ND	ug/kg	6.5	2.0	1	07/09/21 13:15	07/10/21 03:22	142-28-9	v1
2,2-Dichloropropane	ND	ug/kg	6.5	2.1	1	07/09/21 13:15	07/10/21 03:22	594-20-7	

REPORT OF LABORATORY ANALYSIS

This report shall not be reproduced, except in full,
without the written consent of Pace Analytical Services, LLC.

Pace Analytical Services, LLC
9800 Kincey Ave. Suite 100
Huntersville, NC 28078
(704)875-9092

ANALYTICAL RESULTS

Project: CPC Huntersville/2020-L1-2448
Pace Project No.: 92548472

Sample: ABO (24-26) **Lab ID: 92548472005** Collected: 07/07/21 14:05 Received: 07/08/21 12:08 Matrix: Solid

Results reported on a "dry weight" basis and are adjusted for percent moisture, sample size and any dilutions.

Parameters	Results	Units	Report Limit	MDL	DF	Prepared	Analyzed	CAS No.	Qual
8260D/5035A/5030B Volatiles	Analytical Method: EPA 8260D Preparation Method: EPA 5035A/5030B Pace Analytical Services - Charlotte								
1,1-Dichloropropene	ND	ug/kg	6.5	3.1	1	07/09/21 13:15	07/10/21 03:22	563-58-6	
cis-1,3-Dichloropropene	ND	ug/kg	6.5	1.8	1	07/09/21 13:15	07/10/21 03:22	10061-01-5	
trans-1,3-Dichloropropene	ND	ug/kg	6.5	2.2	1	07/09/21 13:15	07/10/21 03:22	10061-02-6	
Diisopropyl ether	**4.8J**	ug/kg	6.5	1.8	1	07/09/21 13:15	07/10/21 03:22	108-20-3	
Ethylbenzene	**8.7**	ug/kg	6.5	3.0	1	07/09/21 13:15	07/10/21 03:22	100-41-4	v1
Hexachloro-1,3-butadiene	ND	ug/kg	13.0	10.6	1	07/09/21 13:15	07/10/21 03:22	87-68-3	
2-Hexanone	ND	ug/kg	64.9	6.3	1	07/09/21 13:15	07/10/21 03:22	591-78-6	
Isopropylbenzene (Cumene)	ND	ug/kg	6.5	2.2	1	07/09/21 13:15	07/10/21 03:22	98-82-8	
p-Isopropyltoluene	ND	ug/kg	6.5	3.2	1	07/09/21 13:15	07/10/21 03:22	99-87-6	
Methylene Chloride	ND	ug/kg	26.0	17.8	1	07/09/21 13:15	07/10/21 03:22	75-09-2	v1
4-Methyl-2-pentanone (MIBK)	ND	ug/kg	64.9	6.3	1	07/09/21 13:15	07/10/21 03:22	108-10-1	
Methyl-tert-butyl ether	ND	ug/kg	6.5	2.4	1	07/09/21 13:15	07/10/21 03:22	1634-04-4	
Naphthalene	ND	ug/kg	6.5	3.4	1	07/09/21 13:15	07/10/21 03:22	91-20-3	
n-Propylbenzene	ND	ug/kg	6.5	2.3	1	07/09/21 13:15	07/10/21 03:22	103-65-1	
Styrene	ND	ug/kg	6.5	1.7	1	07/09/21 13:15	07/10/21 03:22	100-42-5	
1,1,1,2-Tetrachloroethane	ND	ug/kg	6.5	2.5	1	07/09/21 13:15	07/10/21 03:22	630-20-6	
1,1,2,2-Tetrachloroethane	ND	ug/kg	6.5	1.7	1	07/09/21 13:15	07/10/21 03:22	79-34-5	
Tetrachloroethene	ND	ug/kg	6.5	2.1	1	07/09/21 13:15	07/10/21 03:22	127-18-4	
Toluene	**58.4**	ug/kg	6.5	1.8	1	07/09/21 13:15	07/10/21 03:22	108-88-3	
1,2,3-Trichlorobenzene	ND	ug/kg	6.5	5.2	1	07/09/21 13:15	07/10/21 03:22	87-61-6	
1,2,4-Trichlorobenzene	ND	ug/kg	6.5	5.5	1	07/09/21 13:15	07/10/21 03:22	120-82-1	
1,1,1-Trichloroethane	ND	ug/kg	6.5	3.4	1	07/09/21 13:15	07/10/21 03:22	71-55-6	
1,1,2-Trichloroethane	ND	ug/kg	6.5	2.2	1	07/09/21 13:15	07/10/21 03:22	79-00-5	
Trichloroethene	ND	ug/kg	6.5	1.7	1	07/09/21 13:15	07/10/21 03:22	79-01-6	
Trichlorofluoromethane	ND	ug/kg	6.5	3.6	1	07/09/21 13:15	07/10/21 03:22	75-69-4	
1,2,3-Trichloropropane	ND	ug/kg	6.5	3.3	1	07/09/21 13:15	07/10/21 03:22	96-18-4	
1,2,4-Trimethylbenzene	**10.8**	ug/kg	6.5	1.8	1	07/09/21 13:15	07/10/21 03:22	95-63-6	
1,3,5-Trimethylbenzene	ND	ug/kg	6.5	2.2	1	07/09/21 13:15	07/10/21 03:22	108-67-8	
Vinyl acetate	ND	ug/kg	64.9	4.7	1	07/09/21 13:15	07/10/21 03:22	108-05-4	v1
Vinyl chloride	ND	ug/kg	13.0	3.3	1	07/09/21 13:15	07/10/21 03:22	75-01-4	
Xylene (Total)	**60.4**	ug/kg	13.0	3.7	1	07/09/21 13:15	07/10/21 03:22	1330-20-7	
m&p-Xylene	**42.1**	ug/kg	13.0	4.4	1	07/09/21 13:15	07/10/21 03:22	179601-23-1	
o-Xylene	**18.3**	ug/kg	6.5	2.9	1	07/09/21 13:15	07/10/21 03:22	95-47-6	
Surrogates									
Toluene-d8 (S)	100	%	70-130		1	07/09/21 13:15	07/10/21 03:22	2037-26-5	
4-Bromofluorobenzene (S)	100	%	69-134		1	07/09/21 13:15	07/10/21 03:22	460-00-4	
1,2-Dichloroethane-d4 (S)	105	%	70-130		1	07/09/21 13:15	07/10/21 03:22	17060-07-0	
Percent Moisture	Analytical Method: SW-846 Pace Analytical Services - Charlotte								
Percent Moisture	**11.5**	%	0.10	0.10	1		07/08/21 17:26		N2

REPORT OF LABORATORY ANALYSIS

This report shall not be reproduced, except in full,
without the written consent of Pace Analytical Services, LLC.

Pace Analytical Services, LLC
9800 Kincey Ave. Suite 100
Huntersville, NC 28078
(704)875-9092

ANALYTICAL RESULTS

Project: CPC Huntersville/2020-L1-2448
Pace Project No.: 92548472

Sample: ABO (26-28) **Lab ID: 92548472006** Collected: 07/07/21 14:10 Received: 07/08/21 12:08 Matrix: Solid

Results reported on a "dry weight" basis and are adjusted for percent moisture, sample size and any dilutions.

Parameters	Results	Units	Report Limit	MDL	DF	Prepared	Analyzed	CAS No.	Qual
VPH NC Soil	Analytical Method: MADEP VPH Preparation Method: MADEP VPH Pace Analytical Services - Charlotte								
Total VPH (C5-C12)	**3.9**	mg/kg	3.0	3.0	1	07/09/21 11:48	07/09/21 22:11		N2
Aliphatic (C05-C08)	ND	mg/kg	3.0	3.0	1	07/09/21 11:48	07/09/21 22:11		N2
Aliphatic(C09-C12) Adjusted	ND	mg/kg	3.0	3.0	1	07/09/21 11:48	07/09/21 22:11		N2
Aromatic (C09-C10)	ND	mg/kg	3.0	3.0	1	07/09/21 11:48	07/09/21 22:11		N2
Surrogates									
4-Bromofluorobenzene (FID) (S)	95	%	70-130		1	07/09/21 11:48	07/09/21 22:11	460-00-4	
4-Bromofluorobenzene (PID) (S)	90	%	70-130		1	07/09/21 11:48	07/09/21 22:11	460-00-4	
8260D/5035A/5030B Volatiles	Analytical Method: EPA 8260D Preparation Method: EPA 5035A/5030B Pace Analytical Services - Charlotte								
Acetone	ND	ug/kg	119	38.3	1	07/09/21 13:15	07/10/21 03:41	67-64-1	v1
Benzene	**37.3**	ug/kg	6.0	2.4	1	07/09/21 13:15	07/10/21 03:41	71-43-2	
Bromobenzene	ND	ug/kg	6.0	1.9	1	07/09/21 13:15	07/10/21 03:41	108-86-1	
Bromochloromethane	ND	ug/kg	6.0	1.8	1	07/09/21 13:15	07/10/21 03:41	74-97-5	v1
Bromodichloromethane	ND	ug/kg	6.0	2.3	1	07/09/21 13:15	07/10/21 03:41	75-27-4	
Bromoform	ND	ug/kg	6.0	2.1	1	07/09/21 13:15	07/10/21 03:41	75-25-2	
Bromomethane	ND	ug/kg	11.9	9.4	1	07/09/21 13:15	07/10/21 03:41	74-83-9	IK
2-Butanone (MEK)	ND	ug/kg	119	28.7	1	07/09/21 13:15	07/10/21 03:41	78-93-3	
n-Butylbenzene	ND	ug/kg	6.0	2.8	1	07/09/21 13:15	07/10/21 03:41	104-51-8	
sec-Butylbenzene	ND	ug/kg	6.0	2.6	1	07/09/21 13:15	07/10/21 03:41	135-98-8	
tert-Butylbenzene	ND	ug/kg	6.0	2.1	1	07/09/21 13:15	07/10/21 03:41	98-06-6	
Carbon tetrachloride	ND	ug/kg	6.0	2.2	1	07/09/21 13:15	07/10/21 03:41	56-23-5	
Chlorobenzene	ND	ug/kg	6.0	1.1	1	07/09/21 13:15	07/10/21 03:41	108-90-7	
Chloroethane	ND	ug/kg	11.9	4.6	1	07/09/21 13:15	07/10/21 03:41	75-00-3	
Chloroform	ND	ug/kg	6.0	3.6	1	07/09/21 13:15	07/10/21 03:41	67-66-3	v1
Chloromethane	ND	ug/kg	11.9	5.0	1	07/09/21 13:15	07/10/21 03:41	74-87-3	
2-Chlorotoluene	ND	ug/kg	6.0	2.1	1	07/09/21 13:15	07/10/21 03:41	95-49-8	
4-Chlorotoluene	ND	ug/kg	6.0	1.1	1	07/09/21 13:15	07/10/21 03:41	106-43-4	
1,2-Dibromo-3-chloropropane	ND	ug/kg	6.0	2.3	1	07/09/21 13:15	07/10/21 03:41	96-12-8	
Dibromochloromethane	ND	ug/kg	6.0	3.4	1	07/09/21 13:15	07/10/21 03:41	124-48-1	
1,2-Dibromoethane (EDB)	ND	ug/kg	6.0	2.6	1	07/09/21 13:15	07/10/21 03:41	106-93-4	
Dibromomethane	ND	ug/kg	6.0	1.3	1	07/09/21 13:15	07/10/21 03:41	74-95-3	
1,2-Dichlorobenzene	ND	ug/kg	6.0	2.1	1	07/09/21 13:15	07/10/21 03:41	95-50-1	
1,3-Dichlorobenzene	ND	ug/kg	6.0	1.9	1	07/09/21 13:15	07/10/21 03:41	541-73-1	
1,4-Dichlorobenzene	ND	ug/kg	6.0	1.6	1	07/09/21 13:15	07/10/21 03:41	106-46-7	
Dichlorodifluoromethane	ND	ug/kg	11.9	2.6	1	07/09/21 13:15	07/10/21 03:41	75-71-8	
1,1-Dichloroethane	ND	ug/kg	6.0	2.5	1	07/09/21 13:15	07/10/21 03:41	75-34-3	
1,2-Dichloroethane	ND	ug/kg	6.0	4.0	1	07/09/21 13:15	07/10/21 03:41	107-06-2	
1,1-Dichloroethene	ND	ug/kg	6.0	2.5	1	07/09/21 13:15	07/10/21 03:41	75-35-4	
cis-1,2-Dichloroethene	ND	ug/kg	6.0	2.0	1	07/09/21 13:15	07/10/21 03:41	156-59-2	
trans-1,2-Dichloroethene	ND	ug/kg	6.0	2.1	1	07/09/21 13:15	07/10/21 03:41	156-60-5	
1,2-Dichloropropane	ND	ug/kg	6.0	1.8	1	07/09/21 13:15	07/10/21 03:41	78-87-5	
1,3-Dichloropropane	ND	ug/kg	6.0	1.9	1	07/09/21 13:15	07/10/21 03:41	142-28-9	v1
2,2-Dichloropropane	ND	ug/kg	6.0	1.9	1	07/09/21 13:15	07/10/21 03:41	594-20-7	

REPORT OF LABORATORY ANALYSIS

This report shall not be reproduced, except in full,
without the written consent of Pace Analytical Services, LLC.

Pace Analytical Services, LLC
9800 Kincey Ave. Suite 100
Huntersville, NC 28078
(704)875-9092

ANALYTICAL RESULTS

Project: CPC Huntersville/2020-L1-2448
Pace Project No.: 92548472

Sample: ABO (26-28) **Lab ID: 92548472006** Collected: 07/07/21 14:10 Received: 07/08/21 12:08 Matrix: Solid

Results reported on a "dry weight" basis and are adjusted for percent moisture, sample size and any dilutions.

Parameters	Results	Units	Report Limit	MDL	DF	Prepared	Analyzed	CAS No.	Qual
8260D/5035A/5030B Volatiles	Analytical Method: EPA 8260D Preparation Method: EPA 5035A/5030B Pace Analytical Services - Charlotte								
1,1-Dichloropropene	ND	ug/kg	6.0	2.9	1	07/09/21 13:15	07/10/21 03:41	563-58-6	
cis-1,3-Dichloropropene	ND	ug/kg	6.0	1.6	1	07/09/21 13:15	07/10/21 03:41	10061-01-5	
trans-1,3-Dichloropropene	ND	ug/kg	6.0	2.1	1	07/09/21 13:15	07/10/21 03:41	10061-02-6	
Diisopropyl ether	**18.2**	ug/kg	6.0	1.6	1	07/09/21 13:15	07/10/21 03:41	108-20-3	
Ethylbenzene	**40.2**	ug/kg	6.0	2.8	1	07/09/21 13:15	07/10/21 03:41	100-41-4	v1
Hexachloro-1,3-butadiene	ND	ug/kg	11.9	9.8	1	07/09/21 13:15	07/10/21 03:41	87-68-3	
2-Hexanone	ND	ug/kg	59.7	5.8	1	07/09/21 13:15	07/10/21 03:41	591-78-6	
Isopropylbenzene (Cumene)	ND	ug/kg	6.0	2.0	1	07/09/21 13:15	07/10/21 03:41	98-82-8	
p-Isopropyltoluene	**4.5J**	ug/kg	6.0	2.9	1	07/09/21 13:15	07/10/21 03:41	99-87-6	
Methylene Chloride	ND	ug/kg	23.9	16.4	1	07/09/21 13:15	07/10/21 03:41	75-09-2	v1
4-Methyl-2-pentanone (MIBK)	ND	ug/kg	59.7	5.8	1	07/09/21 13:15	07/10/21 03:41	108-10-1	
Methyl-tert-butyl ether	ND	ug/kg	6.0	2.2	1	07/09/21 13:15	07/10/21 03:41	1634-04-4	
Naphthalene	**21.9**	ug/kg	6.0	3.1	1	07/09/21 13:15	07/10/21 03:41	91-20-3	
n-Propylbenzene	ND	ug/kg	6.0	2.1	1	07/09/21 13:15	07/10/21 03:41	103-65-1	
Styrene	ND	ug/kg	6.0	1.6	1	07/09/21 13:15	07/10/21 03:41	100-42-5	
1,1,1,2-Tetrachloroethane	ND	ug/kg	6.0	2.3	1	07/09/21 13:15	07/10/21 03:41	630-20-6	
1,1,2,2-Tetrachloroethane	ND	ug/kg	6.0	1.6	1	07/09/21 13:15	07/10/21 03:41	79-34-5	
Tetrachloroethene	ND	ug/kg	6.0	1.9	1	07/09/21 13:15	07/10/21 03:41	127-18-4	
Toluene	**197**	ug/kg	6.0	1.7	1	07/09/21 13:15	07/10/21 03:41	108-88-3	
1,2,3-Trichlorobenzene	ND	ug/kg	6.0	4.8	1	07/09/21 13:15	07/10/21 03:41	87-61-6	
1,2,4-Trichlorobenzene	ND	ug/kg	6.0	5.0	1	07/09/21 13:15	07/10/21 03:41	120-82-1	
1,1,1-Trichloroethane	ND	ug/kg	6.0	3.1	1	07/09/21 13:15	07/10/21 03:41	71-55-6	
1,1,2-Trichloroethane	ND	ug/kg	6.0	2.0	1	07/09/21 13:15	07/10/21 03:41	79-00-5	
Trichloroethene	ND	ug/kg	6.0	1.5	1	07/09/21 13:15	07/10/21 03:41	79-01-6	
Trichlorofluoromethane	ND	ug/kg	6.0	3.3	1	07/09/21 13:15	07/10/21 03:41	75-69-4	
1,2,3-Trichloropropane	ND	ug/kg	6.0	3.0	1	07/09/21 13:15	07/10/21 03:41	96-18-4	
1,2,4-Trimethylbenzene	**60.5**	ug/kg	6.0	1.6	1	07/09/21 13:15	07/10/21 03:41	95-63-6	
1,3,5-Trimethylbenzene	ND	ug/kg	6.0	2.0	1	07/09/21 13:15	07/10/21 03:41	108-67-8	
Vinyl acetate	ND	ug/kg	59.7	4.3	1	07/09/21 13:15	07/10/21 03:41	108-05-4	v1
Vinyl chloride	ND	ug/kg	11.9	3.0	1	07/09/21 13:15	07/10/21 03:41	75-01-4	
Xylene (Total)	**226**	ug/kg	11.9	3.4	1	07/09/21 13:15	07/10/21 03:41	1330-20-7	
m&p-Xylene	**148**	ug/kg	11.9	4.1	1	07/09/21 13:15	07/10/21 03:41	179601-23-1	
o-Xylene	**78.3**	ug/kg	6.0	2.6	1	07/09/21 13:15	07/10/21 03:41	95-47-6	
Surrogates									
Toluene-d8 (S)	101	%	70-130		1	07/09/21 13:15	07/10/21 03:41	2037-26-5	
4-Bromofluorobenzene (S)	100	%	69-134		1	07/09/21 13:15	07/10/21 03:41	460-00-4	
1,2-Dichloroethane-d4 (S)	104	%	70-130		1	07/09/21 13:15	07/10/21 03:41	17060-07-0	
Percent Moisture	Analytical Method: SW-846 Pace Analytical Services - Charlotte								
Percent Moisture	**10.1**	%	0.10	0.10	1		07/08/21 17:26		N2

REPORT OF LABORATORY ANALYSIS

This report shall not be reproduced, except in full,
without the written consent of Pace Analytical Services, LLC.

Pace Analytical Services, LLC
9800 Kincey Ave. Suite 100
Huntersville, NC 28078
(704)875-9092

ANALYTICAL RESULTS

Project: CPC Huntersville/2020-L1-2448
Pace Project No.: 92548472

Sample: ABO (40-42) **Lab ID: 92548472007** Collected: 07/07/21 14:15 Received: 07/08/21 12:08 Matrix: Solid

Results reported on a "dry weight" basis and are adjusted for percent moisture, sample size and any dilutions.

Parameters	Results	Units	Report Limit	MDL	DF	Prepared	Analyzed	CAS No.	Qual
VPH NC Soil	Analytical Method: MADEP VPH Preparation Method: MADEP VPH Pace Analytical Services - Charlotte								
Total VPH (C5-C12)	**12300**	mg/kg	73.1	73.1	25	07/09/21 11:48	07/10/21 01:01		N2
Aliphatic (C05-C08)	**8580**	mg/kg	73.1	73.1	25	07/09/21 11:48	07/10/21 01:01		N2
Aliphatic(C09-C12) Adjusted	**2760**	mg/kg	73.1	73.1	25	07/09/21 11:48	07/10/21 01:01		N2
Aromatic (C09-C10)	**939**	mg/kg	73.1	73.1	25	07/09/21 11:48	07/10/21 01:01		N2
Surrogates									
4-Bromofluorobenzene (FID) (S)	133	%	70-130		25	07/09/21 11:48	07/10/21 01:01	460-00-4	S2
4-Bromofluorobenzene (PID) (S)	90	%	70-130		25	07/09/21 11:48	07/10/21 01:01	460-00-4	
8260D/5035A/5030B Volatiles	Analytical Method: EPA 8260D Preparation Method: EPA 5035A/5030B Pace Analytical Services - Charlotte								
Acetone	ND	ug/kg	4740	1520	40	07/12/21 12:15	07/12/21 15:12	67-64-1	
Benzene	**15200**	ug/kg	237	94.3	40	07/12/21 12:15	07/12/21 15:12	71-43-2	
Bromobenzene	ND	ug/kg	237	77.2	40	07/12/21 12:15	07/12/21 15:12	108-86-1	
Bromochloromethane	ND	ug/kg	237	70.1	40	07/12/21 12:15	07/12/21 15:12	74-97-5	
Bromodichloromethane	ND	ug/kg	237	91.4	40	07/12/21 12:15	07/12/21 15:12	75-27-4	
Bromoform	ND	ug/kg	237	83.4	40	07/12/21 12:15	07/12/21 15:12	75-25-2	
Bromomethane	ND	ug/kg	474	374	40	07/12/21 12:15	07/12/21 15:12	74-83-9	IK
2-Butanone (MEK)	ND	ug/kg	4740	1140	40	07/12/21 12:15	07/12/21 15:12	78-93-3	
n-Butylbenzene	**7760**	ug/kg	237	112	40	07/12/21 12:15	07/12/21 15:12	104-51-8	
sec-Butylbenzene	ND	ug/kg	237	104	40	07/12/21 12:15	07/12/21 15:12	135-98-8	
tert-Butylbenzene	ND	ug/kg	237	84.3	40	07/12/21 12:15	07/12/21 15:12	98-06-6	
Carbon tetrachloride	ND	ug/kg	237	88.6	40	07/12/21 12:15	07/12/21 15:12	56-23-5	
Chlorobenzene	ND	ug/kg	237	45.5	40	07/12/21 12:15	07/12/21 15:12	108-90-7	
Chloroethane	ND	ug/kg	474	183	40	07/12/21 12:15	07/12/21 15:12	75-00-3	
Chloroform	ND	ug/kg	237	144	40	07/12/21 12:15	07/12/21 15:12	67-66-3	
Chloromethane	ND	ug/kg	474	199	40	07/12/21 12:15	07/12/21 15:12	74-87-3	
2-Chlorotoluene	ND	ug/kg	237	83.9	40	07/12/21 12:15	07/12/21 15:12	95-49-8	
4-Chlorotoluene	ND	ug/kg	237	41.9	40	07/12/21 12:15	07/12/21 15:12	106-43-4	
1,2-Dibromo-3-chloropropane	ND	ug/kg	237	91.9	40	07/12/21 12:15	07/12/21 15:12	96-12-8	
Dibromochloromethane	ND	ug/kg	237	133	40	07/12/21 12:15	07/12/21 15:12	124-48-1	
1,2-Dibromoethane (EDB)	ND	ug/kg	237	104	40	07/12/21 12:15	07/12/21 15:12	106-93-4	
Dibromomethane	ND	ug/kg	237	50.7	40	07/12/21 12:15	07/12/21 15:12	74-95-3	
1,2-Dichlorobenzene	ND	ug/kg	237	85.3	40	07/12/21 12:15	07/12/21 15:12	95-50-1	
1,3-Dichlorobenzene	ND	ug/kg	237	73.4	40	07/12/21 12:15	07/12/21 15:12	541-73-1	
1,4-Dichlorobenzene	ND	ug/kg	237	61.6	40	07/12/21 12:15	07/12/21 15:12	106-46-7	
Dichlorodifluoromethane	ND	ug/kg	474	103	40	07/12/21 12:15	07/12/21 15:12	75-71-8	
1,1-Dichloroethane	ND	ug/kg	237	97.6	40	07/12/21 12:15	07/12/21 15:12	75-34-3	
1,2-Dichloroethane	ND	ug/kg	237	157	40	07/12/21 12:15	07/12/21 15:12	107-06-2	
1,1-Dichloroethene	ND	ug/kg	237	97.6	40	07/12/21 12:15	07/12/21 15:12	75-35-4	
cis-1,2-Dichloroethene	ND	ug/kg	237	81.0	40	07/12/21 12:15	07/12/21 15:12	156-59-2	
trans-1,2-Dichloroethene	ND	ug/kg	237	82.9	40	07/12/21 12:15	07/12/21 15:12	156-60-5	
1,2-Dichloropropane	ND	ug/kg	237	71.1	40	07/12/21 12:15	07/12/21 15:12	78-87-5	
1,3-Dichloropropane	ND	ug/kg	237	73.9	40	07/12/21 12:15	07/12/21 15:12	142-28-9	
2,2-Dichloropropane	ND	ug/kg	237	77.2	40	07/12/21 12:15	07/12/21 15:12	594-20-7	

REPORT OF LABORATORY ANALYSIS

This report shall not be reproduced, except in full,
without the written consent of Pace Analytical Services, LLC.

Pace Analytical Services, LLC
9800 Kincey Ave. Suite 100
Huntersville, NC 28078
(704)875-9092

ANALYTICAL RESULTS

Project: CPC Huntersville/2020-L1-2448
Pace Project No.: 92548472

Sample: ABO (40-42) **Lab ID: 92548472007** Collected: 07/07/21 14:15 Received: 07/08/21 12:08 Matrix: Solid

Results reported on a "dry weight" basis and are adjusted for percent moisture, sample size and any dilutions.

Parameters	Results	Units	Report Limit	MDL	DF	Prepared	Analyzed	CAS No.	Qual
8260D/5035A/5030B Volatiles	Analytical Method: EPA 8260D Preparation Method: EPA 5035A/5030B Pace Analytical Services - Charlotte								
1,1-Dichloropropene	ND	ug/kg	237	114	40	07/12/21 12:15	07/12/21 15:12	563-58-6	
cis-1,3-Dichloropropene	ND	ug/kg	237	64.4	40	07/12/21 12:15	07/12/21 15:12	10061-01-5	
trans-1,3-Dichloropropene	ND	ug/kg	237	81.5	40	07/12/21 12:15	07/12/21 15:12	10061-02-6	
Diisopropyl ether	**1030**	ug/kg	237	64.0	40	07/12/21 12:15	07/12/21 15:12	108-20-3	
Ethylbenzene	**81100**	ug/kg	237	110	40	07/12/21 12:15	07/12/21 15:12	100-41-4	
Hexachloro-1,3-butadiene	ND	ug/kg	474	388	40	07/12/21 12:15	07/12/21 15:12	87-68-3	
2-Hexanone	ND	ug/kg	2370	228	40	07/12/21 12:15	07/12/21 15:12	591-78-6	
Isopropylbenzene (Cumene)	ND	ug/kg	237	80.5	40	07/12/21 12:15	07/12/21 15:12	98-82-8	
p-Isopropyltoluene	**6590**	ug/kg	237	117	40	07/12/21 12:15	07/12/21 15:12	99-87-6	
Methylene Chloride	ND	ug/kg	948	649	40	07/12/21 12:15	07/12/21 15:12	75-09-2	
4-Methyl-2-pentanone (MIBK)	**6810**	ug/kg	2370	228	40	07/12/21 12:15	07/12/21 15:12	108-10-1	
Methyl-tert-butyl ether	ND	ug/kg	237	88.6	40	07/12/21 12:15	07/12/21 15:12	1634-04-4	
Naphthalene	**16600**	ug/kg	237	125	40	07/12/21 12:15	07/12/21 15:12	91-20-3	
n-Propylbenzene	ND	ug/kg	237	84.3	40	07/12/21 12:15	07/12/21 15:12	103-65-1	
Styrene	**3460**	ug/kg	237	62.5	40	07/12/21 12:15	07/12/21 15:12	100-42-5	
1,1,1,2-Tetrachloroethane	**685**	ug/kg	237	91.0	40	07/12/21 12:15	07/12/21 15:12	630-20-6	
1,1,2,2-Tetrachloroethane	ND	ug/kg	237	62.5	40	07/12/21 12:15	07/12/21 15:12	79-34-5	
Tetrachloroethene	ND	ug/kg	237	74.9	40	07/12/21 12:15	07/12/21 15:12	127-18-4	
Toluene	**211000**	ug/kg	237	67.3	40	07/12/21 12:15	07/12/21 15:12	108-88-3	
1,2,3-Trichlorobenzene	ND	ug/kg	237	191	40	07/12/21 12:15	07/12/21 15:12	87-61-6	
1,2,4-Trichlorobenzene	ND	ug/kg	237	199	40	07/12/21 12:15	07/12/21 15:12	120-82-1	
1,1,1-Trichloroethane	ND	ug/kg	237	123	40	07/12/21 12:15	07/12/21 15:12	71-55-6	
1,1,2-Trichloroethane	ND	ug/kg	237	78.6	40	07/12/21 12:15	07/12/21 15:12	79-00-5	
Trichloroethene	ND	ug/kg	237	61.1	40	07/12/21 12:15	07/12/21 15:12	79-01-6	
Trichlorofluoromethane	ND	ug/kg	237	130	40	07/12/21 12:15	07/12/21 15:12	75-69-4	
1,2,3-Trichloropropane	ND	ug/kg	237	120	40	07/12/21 12:15	07/12/21 15:12	96-18-4	
1,2,4-Trimethylbenzene	**140000**	ug/kg	237	64.9	40	07/12/21 12:15	07/12/21 15:12	95-63-6	
1,3,5-Trimethylbenzene	**40300**	ug/kg	237	79.6	40	07/12/21 12:15	07/12/21 15:12	108-67-8	
Vinyl acetate	ND	ug/kg	2370	172	40	07/12/21 12:15	07/12/21 15:12	108-05-4	
Vinyl chloride	ND	ug/kg	474	120	40	07/12/21 12:15	07/12/21 15:12	75-01-4	
Xylene (Total)	**412000**	ug/kg	474	135	40	07/12/21 12:15	07/12/21 15:12	1330-20-7	
m&p-Xylene	**292000**	ug/kg	474	162	40	07/12/21 12:15	07/12/21 15:12	179601-23-1	
o-Xylene	**121000**	ug/kg	237	105	40	07/12/21 12:15	07/12/21 15:12	95-47-6	
Surrogates									
Toluene-d8 (S)	99	%	70-130		40	07/12/21 12:15	07/12/21 15:12	2037-26-5	
4-Bromofluorobenzene (S)	100	%	69-134		40	07/12/21 12:15	07/12/21 15:12	460-00-4	
1,2-Dichloroethane-d4 (S)	114	%	70-130		40	07/12/21 12:15	07/12/21 15:12	17060-07-0	
Percent Moisture	Analytical Method: SW-846 Pace Analytical Services - Charlotte								
Percent Moisture	**12.3**	%	0.10	0.10	1		07/08/21 17:26		N2

REPORT OF LABORATORY ANALYSIS

This report shall not be reproduced, except in full,
without the written consent of Pace Analytical Services, LLC.

Pace Analytical Services, LLC
9800 Kincey Ave. Suite 100
Huntersville, NC 28078
(704)875-9092

ANALYTICAL RESULTS

Project: CPC Huntersville/2020-L1-2448
Pace Project No.: 92548472

Sample: ACO (0-2) **Lab ID: 92548472008** Collected: 07/07/21 16:55 Received: 07/08/21 12:08 Matrix: Solid

Results reported on a "dry weight" basis and are adjusted for percent moisture, sample size and any dilutions.

Parameters	Results	Units	Report Limit	MDL	DF	Prepared	Analyzed	CAS No.	Qual
VPH NC Soil	Analytical Method: MADEP VPH Preparation Method: MADEP VPH Pace Analytical Services - Charlotte								
Total VPH (C5-C12)	**6.3**	mg/kg	3.3	3.3	1	07/09/21 11:48	07/09/21 22:39		N2
Aliphatic (C05-C08)	ND	mg/kg	3.3	3.3	1	07/09/21 11:48	07/09/21 22:39		N2
Aliphatic(C09-C12) Adjusted	ND	mg/kg	3.3	3.3	1	07/09/21 11:48	07/09/21 22:39		N2
Aromatic (C09-C10)	ND	mg/kg	3.3	3.3	1	07/09/21 11:48	07/09/21 22:39		N2
Surrogates									
4-Bromofluorobenzene (FID) (S)	111	%	70-130		1	07/09/21 11:48	07/09/21 22:39	460-00-4	
4-Bromofluorobenzene (PID) (S)	103	%	70-130		1	07/09/21 11:48	07/09/21 22:39	460-00-4	
8260D/5035A/5030B Volatiles	Analytical Method: EPA 8260D Preparation Method: EPA 5035A/5030B Pace Analytical Services - Charlotte								
Acetone	ND	ug/kg	129	41.4	1	07/09/21 13:15	07/10/21 03:59	67-64-1	v1
Benzene	ND	ug/kg	6.4	2.6	1	07/09/21 13:15	07/10/21 03:59	71-43-2	
Bromobenzene	ND	ug/kg	6.4	2.1	1	07/09/21 13:15	07/10/21 03:59	108-86-1	
Bromochloromethane	ND	ug/kg	6.4	1.9	1	07/09/21 13:15	07/10/21 03:59	74-97-5	v1
Bromodichloromethane	ND	ug/kg	6.4	2.5	1	07/09/21 13:15	07/10/21 03:59	75-27-4	
Bromoform	ND	ug/kg	6.4	2.3	1	07/09/21 13:15	07/10/21 03:59	75-25-2	
Bromomethane	ND	ug/kg	12.9	10.2	1	07/09/21 13:15	07/10/21 03:59	74-83-9	IK
2-Butanone (MEK)	ND	ug/kg	129	30.9	1	07/09/21 13:15	07/10/21 03:59	78-93-3	
n-Butylbenzene	ND	ug/kg	6.4	3.0	1	07/09/21 13:15	07/10/21 03:59	104-51-8	
sec-Butylbenzene	ND	ug/kg	6.4	2.8	1	07/09/21 13:15	07/10/21 03:59	135-98-8	
tert-Butylbenzene	ND	ug/kg	6.4	2.3	1	07/09/21 13:15	07/10/21 03:59	98-06-6	
Carbon tetrachloride	ND	ug/kg	6.4	2.4	1	07/09/21 13:15	07/10/21 03:59	56-23-5	
Chlorobenzene	ND	ug/kg	6.4	1.2	1	07/09/21 13:15	07/10/21 03:59	108-90-7	
Chloroethane	ND	ug/kg	12.9	5.0	1	07/09/21 13:15	07/10/21 03:59	75-00-3	
Chloroform	ND	ug/kg	6.4	3.9	1	07/09/21 13:15	07/10/21 03:59	67-66-3	v1
Chloromethane	ND	ug/kg	12.9	5.4	1	07/09/21 13:15	07/10/21 03:59	74-87-3	
2-Chlorotoluene	ND	ug/kg	6.4	2.3	1	07/09/21 13:15	07/10/21 03:59	95-49-8	
4-Chlorotoluene	ND	ug/kg	6.4	1.1	1	07/09/21 13:15	07/10/21 03:59	106-43-4	
1,2-Dibromo-3-chloropropane	ND	ug/kg	6.4	2.5	1	07/09/21 13:15	07/10/21 03:59	96-12-8	
Dibromochloromethane	ND	ug/kg	6.4	3.6	1	07/09/21 13:15	07/10/21 03:59	124-48-1	
1,2-Dibromoethane (EDB)	ND	ug/kg	6.4	2.8	1	07/09/21 13:15	07/10/21 03:59	106-93-4	
Dibromomethane	ND	ug/kg	6.4	1.4	1	07/09/21 13:15	07/10/21 03:59	74-95-3	
1,2-Dichlorobenzene	ND	ug/kg	6.4	2.3	1	07/09/21 13:15	07/10/21 03:59	95-50-1	
1,3-Dichlorobenzene	ND	ug/kg	6.4	2.0	1	07/09/21 13:15	07/10/21 03:59	541-73-1	
1,4-Dichlorobenzene	ND	ug/kg	6.4	1.7	1	07/09/21 13:15	07/10/21 03:59	106-46-7	
Dichlorodifluoromethane	ND	ug/kg	12.9	2.8	1	07/09/21 13:15	07/10/21 03:59	75-71-8	
1,1-Dichloroethane	ND	ug/kg	6.4	2.7	1	07/09/21 13:15	07/10/21 03:59	75-34-3	
1,2-Dichloroethane	ND	ug/kg	6.4	4.3	1	07/09/21 13:15	07/10/21 03:59	107-06-2	
1,1-Dichloroethene	ND	ug/kg	6.4	2.7	1	07/09/21 13:15	07/10/21 03:59	75-35-4	
cis-1,2-Dichloroethene	ND	ug/kg	6.4	2.2	1	07/09/21 13:15	07/10/21 03:59	156-59-2	
trans-1,2-Dichloroethene	ND	ug/kg	6.4	2.3	1	07/09/21 13:15	07/10/21 03:59	156-60-5	
1,2-Dichloropropane	ND	ug/kg	6.4	1.9	1	07/09/21 13:15	07/10/21 03:59	78-87-5	
1,3-Dichloropropane	ND	ug/kg	6.4	2.0	1	07/09/21 13:15	07/10/21 03:59	142-28-9	v1
2,2-Dichloropropane	ND	ug/kg	6.4	2.1	1	07/09/21 13:15	07/10/21 03:59	594-20-7	

REPORT OF LABORATORY ANALYSIS

This report shall not be reproduced, except in full,
without the written consent of Pace Analytical Services, LLC.

Pace Analytical Services, LLC
9800 Kincey Ave. Suite 100
Huntersville, NC 28078
(704)875-9092

ANALYTICAL RESULTS

Project: CPC Huntersville/2020-L1-2448
Pace Project No.: 92548472

Sample: ACO (0-2) **Lab ID: 92548472008** Collected: 07/07/21 16:55 Received: 07/08/21 12:08 Matrix: Solid

Results reported on a "dry weight" basis and are adjusted for percent moisture, sample size and any dilutions.

Parameters	Results	Units	Report Limit	MDL	DF	Prepared	Analyzed	CAS No.	Qual
8260D/5035A/5030B Volatiles	Analytical Method: EPA 8260D Preparation Method: EPA 5035A/5030B Pace Analytical Services - Charlotte								
1,1-Dichloropropene	ND	ug/kg	6.4	3.1	1	07/09/21 13:15	07/10/21 03:59	563-58-6	
cis-1,3-Dichloropropene	ND	ug/kg	6.4	1.8	1	07/09/21 13:15	07/10/21 03:59	10061-01-5	
trans-1,3-Dichloropropene	ND	ug/kg	6.4	2.2	1	07/09/21 13:15	07/10/21 03:59	10061-02-6	
Diisopropyl ether	ND	ug/kg	6.4	1.7	1	07/09/21 13:15	07/10/21 03:59	108-20-3	
Ethylbenzene	ND	ug/kg	6.4	3.0	1	07/09/21 13:15	07/10/21 03:59	100-41-4	v1
Hexachloro-1,3-butadiene	ND	ug/kg	12.9	10.5	1	07/09/21 13:15	07/10/21 03:59	87-68-3	
2-Hexanone	ND	ug/kg	64.4	6.2	1	07/09/21 13:15	07/10/21 03:59	591-78-6	
Isopropylbenzene (Cumene)	ND	ug/kg	6.4	2.2	1	07/09/21 13:15	07/10/21 03:59	98-82-8	
p-Isopropyltoluene	**19.9**	ug/kg	6.4	3.2	1	07/09/21 13:15	07/10/21 03:59	99-87-6	
Methylene Chloride	ND	ug/kg	25.8	17.7	1	07/09/21 13:15	07/10/21 03:59	75-09-2	v1
4-Methyl-2-pentanone (MIBK)	ND	ug/kg	64.4	6.2	1	07/09/21 13:15	07/10/21 03:59	108-10-1	
Methyl-tert-butyl ether	ND	ug/kg	6.4	2.4	1	07/09/21 13:15	07/10/21 03:59	1634-04-4	
Naphthalene	ND	ug/kg	6.4	3.4	1	07/09/21 13:15	07/10/21 03:59	91-20-3	
n-Propylbenzene	ND	ug/kg	6.4	2.3	1	07/09/21 13:15	07/10/21 03:59	103-65-1	
Styrene	ND	ug/kg	6.4	1.7	1	07/09/21 13:15	07/10/21 03:59	100-42-5	
1,1,1,2-Tetrachloroethane	ND	ug/kg	6.4	2.5	1	07/09/21 13:15	07/10/21 03:59	630-20-6	
1,1,2,2-Tetrachloroethane	ND	ug/kg	6.4	1.7	1	07/09/21 13:15	07/10/21 03:59	79-34-5	
Tetrachloroethene	ND	ug/kg	6.4	2.0	1	07/09/21 13:15	07/10/21 03:59	127-18-4	
Toluene	ND	ug/kg	6.4	1.8	1	07/09/21 13:15	07/10/21 03:59	108-88-3	
1,2,3-Trichlorobenzene	ND	ug/kg	6.4	5.2	1	07/09/21 13:15	07/10/21 03:59	87-61-6	
1,2,4-Trichlorobenzene	ND	ug/kg	6.4	5.4	1	07/09/21 13:15	07/10/21 03:59	120-82-1	
1,1,1-Trichloroethane	ND	ug/kg	6.4	3.4	1	07/09/21 13:15	07/10/21 03:59	71-55-6	
1,1,2-Trichloroethane	ND	ug/kg	6.4	2.1	1	07/09/21 13:15	07/10/21 03:59	79-00-5	
Trichloroethene	ND	ug/kg	6.4	1.7	1	07/09/21 13:15	07/10/21 03:59	79-01-6	
Trichlorofluoromethane	ND	ug/kg	6.4	3.5	1	07/09/21 13:15	07/10/21 03:59	75-69-4	
1,2,3-Trichloropropane	ND	ug/kg	6.4	3.3	1	07/09/21 13:15	07/10/21 03:59	96-18-4	
1,2,4-Trimethylbenzene	ND	ug/kg	6.4	1.8	1	07/09/21 13:15	07/10/21 03:59	95-63-6	
1,3,5-Trimethylbenzene	ND	ug/kg	6.4	2.2	1	07/09/21 13:15	07/10/21 03:59	108-67-8	
Vinyl acetate	ND	ug/kg	64.4	4.7	1	07/09/21 13:15	07/10/21 03:59	108-05-4	v1
Vinyl chloride	ND	ug/kg	12.9	3.3	1	07/09/21 13:15	07/10/21 03:59	75-01-4	
Xylene (Total)	ND	ug/kg	12.9	3.7	1	07/09/21 13:15	07/10/21 03:59	1330-20-7	
m&p-Xylene	ND	ug/kg	12.9	4.4	1	07/09/21 13:15	07/10/21 03:59	179601-23-1	
o-Xylene	ND	ug/kg	6.4	2.8	1	07/09/21 13:15	07/10/21 03:59	95-47-6	
Surrogates									
Toluene-d8 (S)	101	%	70-130		1	07/09/21 13:15	07/10/21 03:59	2037-26-5	
4-Bromofluorobenzene (S)	100	%	69-134		1	07/09/21 13:15	07/10/21 03:59	460-00-4	
1,2-Dichloroethane-d4 (S)	108	%	70-130		1	07/09/21 13:15	07/10/21 03:59	17060-07-0	
Percent Moisture	Analytical Method: SW-846 Pace Analytical Services - Charlotte								
Percent Moisture	**14.3**	%	0.10	0.10	1		07/08/21 17:26		N2

REPORT OF LABORATORY ANALYSIS

This report shall not be reproduced, except in full,
without the written consent of Pace Analytical Services, LLC.

Pace Analytical Services, LLC
9800 Kincey Ave. Suite 100
Huntersville, NC 28078
(704)875-9092

ANALYTICAL RESULTS

Project: CPC Huntersville/2020-L1-2448
Pace Project No.: 92548472

Sample: ACO (24-26) **Lab ID: 92548472009** Collected: 07/07/21 17:00 Received: 07/08/21 12:08 Matrix: Solid

Results reported on a "dry weight" basis and are adjusted for percent moisture, sample size and any dilutions.

Parameters	Results	Units	Report Limit	MDL	DF	Prepared	Analyzed	CAS No.	Qual
VPH NC Soil	Analytical Method: MADEP VPH Preparation Method: MADEP VPH Pace Analytical Services - Charlotte								
Total VPH (C5-C12)	ND	mg/kg	3.2	3.2	1	07/09/21 11:48	07/09/21 23:08		N2
Aliphatic (C05-C08)	ND	mg/kg	3.2	3.2	1	07/09/21 11:48	07/09/21 23:08		N2
Aliphatic(C09-C12) Adjusted	ND	mg/kg	3.2	3.2	1	07/09/21 11:48	07/09/21 23:08		N2
Aromatic (C09-C10)	ND	mg/kg	3.2	3.2	1	07/09/21 11:48	07/09/21 23:08		N2
Surrogates									
4-Bromofluorobenzene (FID) (S)	106	%	70-130		1	07/09/21 11:48	07/09/21 23:08	460-00-4	
4-Bromofluorobenzene (PID) (S)	100	%	70-130		1	07/09/21 11:48	07/09/21 23:08	460-00-4	
8260D/5035A/5030B Volatiles	Analytical Method: EPA 8260D Preparation Method: EPA 5035A/5030B Pace Analytical Services - Charlotte								
Acetone	ND	ug/kg	124	39.8	1	07/09/21 13:15	07/10/21 04:18	67-64-1	v1
Benzene	**3.7J**	ug/kg	6.2	2.5	1	07/09/21 13:15	07/10/21 04:18	71-43-2	
Bromobenzene	ND	ug/kg	6.2	2.0	1	07/09/21 13:15	07/10/21 04:18	108-86-1	
Bromochloromethane	ND	ug/kg	6.2	1.8	1	07/09/21 13:15	07/10/21 04:18	74-97-5	v1
Bromodichloromethane	ND	ug/kg	6.2	2.4	1	07/09/21 13:15	07/10/21 04:18	75-27-4	
Bromoform	ND	ug/kg	6.2	2.2	1	07/09/21 13:15	07/10/21 04:18	75-25-2	
Bromomethane	ND	ug/kg	12.4	9.8	1	07/09/21 13:15	07/10/21 04:18	74-83-9	IK
2-Butanone (MEK)	ND	ug/kg	124	29.7	1	07/09/21 13:15	07/10/21 04:18	78-93-3	
n-Butylbenzene	ND	ug/kg	6.2	2.9	1	07/09/21 13:15	07/10/21 04:18	104-51-8	
sec-Butylbenzene	ND	ug/kg	6.2	2.7	1	07/09/21 13:15	07/10/21 04:18	135-98-8	
tert-Butylbenzene	ND	ug/kg	6.2	2.2	1	07/09/21 13:15	07/10/21 04:18	98-06-6	
Carbon tetrachloride	ND	ug/kg	6.2	2.3	1	07/09/21 13:15	07/10/21 04:18	56-23-5	
Chlorobenzene	ND	ug/kg	6.2	1.2	1	07/09/21 13:15	07/10/21 04:18	108-90-7	
Chloroethane	ND	ug/kg	12.4	4.8	1	07/09/21 13:15	07/10/21 04:18	75-00-3	
Chloroform	ND	ug/kg	6.2	3.8	1	07/09/21 13:15	07/10/21 04:18	67-66-3	v1
Chloromethane	ND	ug/kg	12.4	5.2	1	07/09/21 13:15	07/10/21 04:18	74-87-3	
2-Chlorotoluene	ND	ug/kg	6.2	2.2	1	07/09/21 13:15	07/10/21 04:18	95-49-8	
4-Chlorotoluene	ND	ug/kg	6.2	1.1	1	07/09/21 13:15	07/10/21 04:18	106-43-4	
1,2-Dibromo-3-chloropropane	ND	ug/kg	6.2	2.4	1	07/09/21 13:15	07/10/21 04:18	96-12-8	
Dibromochloromethane	ND	ug/kg	6.2	3.5	1	07/09/21 13:15	07/10/21 04:18	124-48-1	
1,2-Dibromoethane (EDB)	ND	ug/kg	6.2	2.7	1	07/09/21 13:15	07/10/21 04:18	106-93-4	
Dibromomethane	ND	ug/kg	6.2	1.3	1	07/09/21 13:15	07/10/21 04:18	74-95-3	
1,2-Dichlorobenzene	ND	ug/kg	6.2	2.2	1	07/09/21 13:15	07/10/21 04:18	95-50-1	
1,3-Dichlorobenzene	ND	ug/kg	6.2	1.9	1	07/09/21 13:15	07/10/21 04:18	541-73-1	
1,4-Dichlorobenzene	ND	ug/kg	6.2	1.6	1	07/09/21 13:15	07/10/21 04:18	106-46-7	
Dichlorodifluoromethane	ND	ug/kg	12.4	2.7	1	07/09/21 13:15	07/10/21 04:18	75-71-8	
1,1-Dichloroethane	ND	ug/kg	6.2	2.6	1	07/09/21 13:15	07/10/21 04:18	75-34-3	
1,2-Dichloroethane	ND	ug/kg	6.2	4.1	1	07/09/21 13:15	07/10/21 04:18	107-06-2	
1,1-Dichloroethene	ND	ug/kg	6.2	2.6	1	07/09/21 13:15	07/10/21 04:18	75-35-4	
cis-1,2-Dichloroethene	ND	ug/kg	6.2	2.1	1	07/09/21 13:15	07/10/21 04:18	156-59-2	
trans-1,2-Dichloroethene	ND	ug/kg	6.2	2.2	1	07/09/21 13:15	07/10/21 04:18	156-60-5	
1,2-Dichloropropane	ND	ug/kg	6.2	1.9	1	07/09/21 13:15	07/10/21 04:18	78-87-5	
1,3-Dichloropropane	ND	ug/kg	6.2	1.9	1	07/09/21 13:15	07/10/21 04:18	142-28-9	v1
2,2-Dichloropropane	ND	ug/kg	6.2	2.0	1	07/09/21 13:15	07/10/21 04:18	594-20-7	

REPORT OF LABORATORY ANALYSIS

This report shall not be reproduced, except in full,
without the written consent of Pace Analytical Services, LLC.

Pace Analytical Services, LLC
9800 Kincey Ave. Suite 100
Huntersville, NC 28078
(704)875-9092

ANALYTICAL RESULTS

Project: CPC Huntersville/2020-L1-2448
Pace Project No.: 92548472

Sample: ACO (24-26) **Lab ID: 92548472009** Collected: 07/07/21 17:00 Received: 07/08/21 12:08 Matrix: Solid

Results reported on a "dry weight" basis and are adjusted for percent moisture, sample size and any dilutions.

Parameters	Results	Units	Report Limit	MDL	DF	Prepared	Analyzed	CAS No.	Qual
8260D/5035A/5030B Volatiles	Analytical Method: EPA 8260D Preparation Method: EPA 5035A/5030B Pace Analytical Services - Charlotte								
1,1-Dichloropropene	ND	ug/kg	6.2	3.0	1	07/09/21 13:15	07/10/21 04:18	563-58-6	
cis-1,3-Dichloropropene	ND	ug/kg	6.2	1.7	1	07/09/21 13:15	07/10/21 04:18	10061-01-5	
trans-1,3-Dichloropropene	ND	ug/kg	6.2	2.1	1	07/09/21 13:15	07/10/21 04:18	10061-02-6	
Diisopropyl ether	ND	ug/kg	6.2	1.7	1	07/09/21 13:15	07/10/21 04:18	108-20-3	
Ethylbenzene	ND	ug/kg	6.2	2.9	1	07/09/21 13:15	07/10/21 04:18	100-41-4	v1
Hexachloro-1,3-butadiene	ND	ug/kg	12.4	10.1	1	07/09/21 13:15	07/10/21 04:18	87-68-3	
2-Hexanone	ND	ug/kg	61.9	6.0	1	07/09/21 13:15	07/10/21 04:18	591-78-6	
Isopropylbenzene (Cumene)	ND	ug/kg	6.2	2.1	1	07/09/21 13:15	07/10/21 04:18	98-82-8	
p-Isopropyltoluene	ND	ug/kg	6.2	3.0	1	07/09/21 13:15	07/10/21 04:18	99-87-6	
Methylene Chloride	ND	ug/kg	24.8	17.0	1	07/09/21 13:15	07/10/21 04:18	75-09-2	v1
4-Methyl-2-pentanone (MIBK)	ND	ug/kg	61.9	6.0	1	07/09/21 13:15	07/10/21 04:18	108-10-1	
Methyl-tert-butyl ether	ND	ug/kg	6.2	2.3	1	07/09/21 13:15	07/10/21 04:18	1634-04-4	
Naphthalene	**3.8J**	ug/kg	6.2	3.3	1	07/09/21 13:15	07/10/21 04:18	91-20-3	
n-Propylbenzene	ND	ug/kg	6.2	2.2	1	07/09/21 13:15	07/10/21 04:18	103-65-1	
Styrene	ND	ug/kg	6.2	1.6	1	07/09/21 13:15	07/10/21 04:18	100-42-5	
1,1,1,2-Tetrachloroethane	ND	ug/kg	6.2	2.4	1	07/09/21 13:15	07/10/21 04:18	630-20-6	
1,1,2,2-Tetrachloroethane	ND	ug/kg	6.2	1.6	1	07/09/21 13:15	07/10/21 04:18	79-34-5	
Tetrachloroethene	ND	ug/kg	6.2	2.0	1	07/09/21 13:15	07/10/21 04:18	127-18-4	
Toluene	**10.5**	ug/kg	6.2	1.8	1	07/09/21 13:15	07/10/21 04:18	108-88-3	
1,2,3-Trichlorobenzene	ND	ug/kg	6.2	5.0	1	07/09/21 13:15	07/10/21 04:18	87-61-6	
1,2,4-Trichlorobenzene	ND	ug/kg	6.2	5.2	1	07/09/21 13:15	07/10/21 04:18	120-82-1	
1,1,1-Trichloroethane	ND	ug/kg	6.2	3.2	1	07/09/21 13:15	07/10/21 04:18	71-55-6	
1,1,2-Trichloroethane	ND	ug/kg	6.2	2.1	1	07/09/21 13:15	07/10/21 04:18	79-00-5	
Trichloroethene	ND	ug/kg	6.2	1.6	1	07/09/21 13:15	07/10/21 04:18	79-01-6	
Trichlorofluoromethane	ND	ug/kg	6.2	3.4	1	07/09/21 13:15	07/10/21 04:18	75-69-4	
1,2,3-Trichloropropane	ND	ug/kg	6.2	3.1	1	07/09/21 13:15	07/10/21 04:18	96-18-4	
1,2,4-Trimethylbenzene	**3.7J**	ug/kg	6.2	1.7	1	07/09/21 13:15	07/10/21 04:18	95-63-6	
1,3,5-Trimethylbenzene	ND	ug/kg	6.2	2.1	1	07/09/21 13:15	07/10/21 04:18	108-67-8	
Vinyl acetate	ND	ug/kg	61.9	4.5	1	07/09/21 13:15	07/10/21 04:18	108-05-4	v1
Vinyl chloride	ND	ug/kg	12.4	3.1	1	07/09/21 13:15	07/10/21 04:18	75-01-4	
Xylene (Total)	ND	ug/kg	12.4	3.5	1	07/09/21 13:15	07/10/21 04:18	1330-20-7	
m&p-Xylene	ND	ug/kg	12.4	4.2	1	07/09/21 13:15	07/10/21 04:18	179601-23-1	
o-Xylene	ND	ug/kg	6.2	2.7	1	07/09/21 13:15	07/10/21 04:18	95-47-6	
Surrogates									
Toluene-d8 (S)	100	%	70-130		1	07/09/21 13:15	07/10/21 04:18	2037-26-5	
4-Bromofluorobenzene (S)	98	%	69-134		1	07/09/21 13:15	07/10/21 04:18	460-00-4	
1,2-Dichloroethane-d4 (S)	104	%	70-130		1	07/09/21 13:15	07/10/21 04:18	17060-07-0	
Percent Moisture	Analytical Method: SW-846 Pace Analytical Services - Charlotte								
Percent Moisture	**14.0**	%	0.10	0.10	1		07/08/21 17:26		N2

REPORT OF LABORATORY ANALYSIS

This report shall not be reproduced, except in full,
without the written consent of Pace Analytical Services, LLC.

Pace Analytical Services, LLC
9800 Kincey Ave. Suite 100
Huntersville, NC 28078
(704)875-9092

ANALYTICAL RESULTS

Project: CPC Huntersville/2020-L1-2448
Pace Project No.: 92548472

Sample: ACO (28-29) **Lab ID: 92548472010** Collected: 07/07/21 17:05 Received: 07/08/21 12:08 Matrix: Solid

Results reported on a "dry weight" basis and are adjusted for percent moisture, sample size and any dilutions.

Parameters	Results	Units	Report Limit	MDL	DF	Prepared	Analyzed	CAS No.	Qual
VPH NC Soil	Analytical Method: MADEP VPH Preparation Method: MADEP VPH Pace Analytical Services - Charlotte								
Total VPH (C5-C12)	**631**	mg/kg	6.7	6.7	2.5	07/14/21 14:02	07/15/21 10:18		N2
Aliphatic (C05-C08)	**162**	mg/kg	6.7	6.7	2.5	07/14/21 14:02	07/15/21 10:18		N2
Aliphatic(C09-C12) Adjusted	**326**	mg/kg	6.7	6.7	2.5	07/14/21 14:02	07/15/21 10:18		N2
Aromatic (C09-C10)	**143**	mg/kg	6.7	6.7	2.5	07/14/21 14:02	07/15/21 10:18		N2
Surrogates									
4-Bromofluorobenzene (FID) (S)	160	%	70-130		2.5	07/14/21 14:02	07/15/21 10:18	460-00-4	S2
4-Bromofluorobenzene (PID) (S)	113	%	70-130		2.5	07/14/21 14:02	07/15/21 10:18	460-00-4	
8260D/5035A/5030B Volatiles	Analytical Method: EPA 8260D Preparation Method: EPA 5035A/5030B Pace Analytical Services - Charlotte								
Acetone	ND	ug/kg	1580	508	12.5	07/12/21 12:15	07/12/21 14:53	67-64-1	
Benzene	**190**	ug/kg	79.2	31.5	12.5	07/12/21 12:15	07/12/21 14:53	71-43-2	
Bromobenzene	ND	ug/kg	79.2	25.8	12.5	07/12/21 12:15	07/12/21 14:53	108-86-1	
Bromochloromethane	ND	ug/kg	79.2	23.4	12.5	07/12/21 12:15	07/12/21 14:53	74-97-5	
Bromodichloromethane	ND	ug/kg	79.2	30.6	12.5	07/12/21 12:15	07/12/21 14:53	75-27-4	
Bromoform	ND	ug/kg	79.2	27.9	12.5	07/12/21 12:15	07/12/21 14:53	75-25-2	
Bromomethane	ND	ug/kg	158	125	12.5	07/12/21 12:15	07/12/21 14:53	74-83-9	IK
2-Butanone (MEK)	ND	ug/kg	1580	380	12.5	07/12/21 12:15	07/12/21 14:53	78-93-3	
n-Butylbenzene	**2780**	ug/kg	79.2	37.4	12.5	07/12/21 12:15	07/12/21 14:53	104-51-8	
sec-Butylbenzene	ND	ug/kg	79.2	34.8	12.5	07/12/21 12:15	07/12/21 14:53	135-98-8	
tert-Butylbenzene	ND	ug/kg	79.2	28.2	12.5	07/12/21 12:15	07/12/21 14:53	98-06-6	
Carbon tetrachloride	ND	ug/kg	79.2	29.6	12.5	07/12/21 12:15	07/12/21 14:53	56-23-5	
Chlorobenzene	ND	ug/kg	79.2	15.2	12.5	07/12/21 12:15	07/12/21 14:53	108-90-7	
Chloroethane	ND	ug/kg	158	61.1	12.5	07/12/21 12:15	07/12/21 14:53	75-00-3	
Chloroform	ND	ug/kg	79.2	48.1	12.5	07/12/21 12:15	07/12/21 14:53	67-66-3	
Chloromethane	ND	ug/kg	158	66.5	12.5	07/12/21 12:15	07/12/21 14:53	74-87-3	
2-Chlorotoluene	ND	ug/kg	79.2	28.0	12.5	07/12/21 12:15	07/12/21 14:53	95-49-8	
4-Chlorotoluene	ND	ug/kg	79.2	14.0	12.5	07/12/21 12:15	07/12/21 14:53	106-43-4	
1,2-Dibromo-3-chloropropane	ND	ug/kg	79.2	30.7	12.5	07/12/21 12:15	07/12/21 14:53	96-12-8	
Dibromochloromethane	ND	ug/kg	79.2	44.5	12.5	07/12/21 12:15	07/12/21 14:53	124-48-1	
1,2-Dibromoethane (EDB)	ND	ug/kg	79.2	34.8	12.5	07/12/21 12:15	07/12/21 14:53	106-93-4	
Dibromomethane	ND	ug/kg	79.2	16.9	12.5	07/12/21 12:15	07/12/21 14:53	74-95-3	
1,2-Dichlorobenzene	ND	ug/kg	79.2	28.5	12.5	07/12/21 12:15	07/12/21 14:53	95-50-1	
1,3-Dichlorobenzene	ND	ug/kg	79.2	24.5	12.5	07/12/21 12:15	07/12/21 14:53	541-73-1	
1,4-Dichlorobenzene	ND	ug/kg	79.2	20.6	12.5	07/12/21 12:15	07/12/21 14:53	106-46-7	
Dichlorodifluoromethane	ND	ug/kg	158	34.4	12.5	07/12/21 12:15	07/12/21 14:53	75-71-8	
1,1-Dichloroethane	ND	ug/kg	79.2	32.6	12.5	07/12/21 12:15	07/12/21 14:53	75-34-3	
1,2-Dichloroethane	**69.2J**	ug/kg	79.2	52.4	12.5	07/12/21 12:15	07/12/21 14:53	107-06-2	
1,1-Dichloroethene	ND	ug/kg	79.2	32.6	12.5	07/12/21 12:15	07/12/21 14:53	75-35-4	
cis-1,2-Dichloroethene	ND	ug/kg	79.2	27.1	12.5	07/12/21 12:15	07/12/21 14:53	156-59-2	
trans-1,2-Dichloroethene	ND	ug/kg	79.2	27.7	12.5	07/12/21 12:15	07/12/21 14:53	156-60-5	
1,2-Dichloropropane	ND	ug/kg	79.2	23.7	12.5	07/12/21 12:15	07/12/21 14:53	78-87-5	
1,3-Dichloropropane	ND	ug/kg	79.2	24.7	12.5	07/12/21 12:15	07/12/21 14:53	142-28-9	
2,2-Dichloropropane	ND	ug/kg	79.2	25.8	12.5	07/12/21 12:15	07/12/21 14:53	594-20-7	

REPORT OF LABORATORY ANALYSIS

This report shall not be reproduced, except in full,
without the written consent of Pace Analytical Services, LLC.

Pace Analytical Services, LLC
9800 Kincey Ave. Suite 100
Huntersville, NC 28078
(704)875-9092

ANALYTICAL RESULTS

Project: CPC Huntersville/2020-L1-2448
Pace Project No.: 92548472

Sample: ACO (28-29) **Lab ID: 92548472010** Collected: 07/07/21 17:05 Received: 07/08/21 12:08 Matrix: Solid

Results reported on a "dry weight" basis and are adjusted for percent moisture, sample size and any dilutions.

Parameters	Results	Units	Report Limit	MDL	DF	Prepared	Analyzed	CAS No.	Qual
8260D/5035A/5030B Volatiles	Analytical Method: EPA 8260D Preparation Method: EPA 5035A/5030B Pace Analytical Services - Charlotte								
1,1-Dichloropropene	ND	ug/kg	79.2	38.0	12.5	07/12/21 12:15	07/12/21 14:53	563-58-6	
cis-1,3-Dichloropropene	ND	ug/kg	79.2	21.5	12.5	07/12/21 12:15	07/12/21 14:53	10061-01-5	
trans-1,3-Dichloropropene	ND	ug/kg	79.2	27.2	12.5	07/12/21 12:15	07/12/21 14:53	10061-02-6	
Diisopropyl ether	ND	ug/kg	79.2	21.4	12.5	07/12/21 12:15	07/12/21 14:53	108-20-3	
Ethylbenzene	**10600**	ug/kg	79.2	36.9	12.5	07/12/21 12:15	07/12/21 14:53	100-41-4	
Hexachloro-1,3-butadiene	ND	ug/kg	158	129	12.5	07/12/21 12:15	07/12/21 14:53	87-68-3	
2-Hexanone	ND	ug/kg	792	76.3	12.5	07/12/21 12:15	07/12/21 14:53	591-78-6	
Isopropylbenzene (Cumene)	ND	ug/kg	79.2	26.9	12.5	07/12/21 12:15	07/12/21 14:53	98-82-8	
p-Isopropyltoluene	**2540**	ug/kg	79.2	38.9	12.5	07/12/21 12:15	07/12/21 14:53	99-87-6	
Methylene Chloride	**622**	ug/kg	317	217	12.5	07/12/21 12:15	07/12/21 14:53	75-09-2	
4-Methyl-2-pentanone (MIBK)	ND	ug/kg	792	76.3	12.5	07/12/21 12:15	07/12/21 14:53	108-10-1	
Methyl-tert-butyl ether	ND	ug/kg	79.2	29.6	12.5	07/12/21 12:15	07/12/21 14:53	1634-04-4	
Naphthalene	**7010**	ug/kg	79.2	41.6	12.5	07/12/21 12:15	07/12/21 14:53	91-20-3	
n-Propylbenzene	ND	ug/kg	79.2	28.2	12.5	07/12/21 12:15	07/12/21 14:53	103-65-1	
Styrene	**1130**	ug/kg	79.2	20.9	12.5	07/12/21 12:15	07/12/21 14:53	100-42-5	
1,1,1,2-Tetrachloroethane	ND	ug/kg	79.2	30.4	12.5	07/12/21 12:15	07/12/21 14:53	630-20-6	
1,1,2,2-Tetrachloroethane	ND	ug/kg	79.2	20.9	12.5	07/12/21 12:15	07/12/21 14:53	79-34-5	
Tetrachloroethene	ND	ug/kg	79.2	25.0	12.5	07/12/21 12:15	07/12/21 14:53	127-18-4	
Toluene	**8530**	ug/kg	79.2	22.5	12.5	07/12/21 12:15	07/12/21 14:53	108-88-3	
1,2,3-Trichlorobenzene	ND	ug/kg	79.2	64.0	12.5	07/12/21 12:15	07/12/21 14:53	87-61-6	
1,2,4-Trichlorobenzene	ND	ug/kg	79.2	66.5	12.5	07/12/21 12:15	07/12/21 14:53	120-82-1	
1,1,1-Trichloroethane	ND	ug/kg	79.2	41.2	12.5	07/12/21 12:15	07/12/21 14:53	71-55-6	
1,1,2-Trichloroethane	ND	ug/kg	79.2	26.3	12.5	07/12/21 12:15	07/12/21 14:53	79-00-5	
Trichloroethene	ND	ug/kg	79.2	20.4	12.5	07/12/21 12:15	07/12/21 14:53	79-01-6	
Trichlorofluoromethane	ND	ug/kg	79.2	43.5	12.5	07/12/21 12:15	07/12/21 14:53	75-69-4	
1,2,3-Trichloropropane	ND	ug/kg	79.2	40.1	12.5	07/12/21 12:15	07/12/21 14:53	96-18-4	
1,2,4-Trimethylbenzene	**44400**	ug/kg	79.2	21.7	12.5	07/12/21 12:15	07/12/21 14:53	95-63-6	
1,3,5-Trimethylbenzene	ND	ug/kg	79.2	26.6	12.5	07/12/21 12:15	07/12/21 14:53	108-67-8	
Vinyl acetate	ND	ug/kg	792	57.6	12.5	07/12/21 12:15	07/12/21 14:53	108-05-4	
Vinyl chloride	ND	ug/kg	158	40.2	12.5	07/12/21 12:15	07/12/21 14:53	75-01-4	
Xylene (Total)	**64900**	ug/kg	158	45.1	12.5	07/12/21 12:15	07/12/21 14:53	1330-20-7	
m&p-Xylene	**43100**	ug/kg	158	54.1	12.5	07/12/21 12:15	07/12/21 14:53	179601-23-1	
o-Xylene	**21800**	ug/kg	79.2	35.0	12.5	07/12/21 12:15	07/12/21 14:53	95-47-6	
Surrogates									
Toluene-d8 (S)	102	%	70-130		12.5	07/12/21 12:15	07/12/21 14:53	2037-26-5	
4-Bromofluorobenzene (S)	92	%	69-134		12.5	07/12/21 12:15	07/12/21 14:53	460-00-4	
1,2-Dichloroethane-d4 (S)	112	%	70-130		12.5	07/12/21 12:15	07/12/21 14:53	17060-07-0	
Percent Moisture	Analytical Method: SW-846 Pace Analytical Services - Charlotte								
Percent Moisture	**6.3**	%	0.10	0.10	1		07/08/21 17:26		N2

REPORT OF LABORATORY ANALYSIS

This report shall not be reproduced, except in full,
without the written consent of Pace Analytical Services, LLC.

Pace Analytical Services, LLC
9800 Kincey Ave. Suite 100
Huntersville, NC 28078
(704)875-9092

QUALITY CONTROL DATA

Project: CPC Huntersville/2020-L1-2448
Pace Project No.: 92548472

QC Batch: 632424 Analysis Method: MADEP VPH
QC Batch Method: MADEP VPH Analysis Description: VPH NC Soil
Laboratory: Pace Analytical Services - Charlotte
Associated Lab Samples: 92548472001, 92548472002, 92548472003, 92548472004, 92548472005, 92548472006, 92548472007, 92548472008, 92548472009

METHOD BLANK: 3322078 Matrix: Solid
Associated Lab Samples: 92548472001, 92548472002, 92548472003, 92548472004, 92548472005, 92548472006, 92548472007, 92548472008, 92548472009

Parameter	Units	Blank Result	Reporting Limit	MDL	Analyzed	Qualifiers
Aliphatic (C05-C08)	mg/kg	ND	2.5	2.5	07/09/21 19:17	N2
Aromatic (C09-C10)	mg/kg	ND	2.5	2.5	07/09/21 19:17	N2
4-Bromofluorobenzene (FID) (S)	%	105	70-130		07/09/21 19:17	
4-Bromofluorobenzene (PID) (S)	%	100	70-130		07/09/21 19:17	

LABORATORY CONTROL SAMPLE & LCSD: 3322079 3322080

Parameter	Units	Spike Conc.	LCS Result	LCSD Result	LCS % Rec	LCSD % Rec	% Rec Limits	RPD	Max RPD	Qualifiers
Aliphatic (C05-C08)	mg/kg	15	16.8	16.2	112	108	70-130	4	25	N2
Aromatic (C09-C10)	mg/kg	5	5.4	5.5	108	109	70-130	1	25	N2
4-Bromofluorobenzene (FID) (S)	%				105	106	70-130			
4-Bromofluorobenzene (PID) (S)	%				97	97	70-130			

Results presented on this page are in the units indicated by the "Units" column except where an alternate unit is presented to the right of the result.

REPORT OF LABORATORY ANALYSIS

This report shall not be reproduced, except in full,
without the written consent of Pace Analytical Services, LLC.

Pace Analytical Services, LLC
9800 Kincey Ave. Suite 100
Huntersville, NC 28078
(704)875-9092

QUALITY CONTROL DATA

Project: CPC Huntersville/2020-L1-2448
Pace Project No.: 92548472

QC Batch: 633383
QC Batch Method: MADEP VPH
Analysis Method: MADEP VPH
Analysis Description: VPH NC Soil
Laboratory: Pace Analytical Services - Charlotte
Associated Lab Samples: 92548472010

METHOD BLANK: 3326931 Matrix: Solid
Associated Lab Samples: 92548472010

Parameter	Units	Blank Result	Reporting Limit	MDL	Analyzed	Qualifiers
Aliphatic (C05-C08)	mg/kg	ND	2.5	2.5	07/14/21 16:15	N2
Aromatic (C09-C10)	mg/kg	ND	2.5	2.5	07/14/21 16:15	N2
4-Bromofluorobenzene (FID) (S)	%	93	70-130		07/14/21 16:15	
4-Bromofluorobenzene (PID) (S)	%	87	70-130		07/14/21 16:15	

LABORATORY CONTROL SAMPLE & LCSD: 3326932 3326933

Parameter	Units	Spike Conc.	LCS Result	LCSD Result	LCS % Rec	LCSD % Rec	% Rec Limits	RPD	Max RPD	Qualifiers
Aliphatic (C05-C08)	mg/kg	15.2	14.1	14.0	93	93	70-130	1	25	N2
Aromatic (C09-C10)	mg/kg	5.1	5.2	4.9	102	96	70-130	6	25	N2
4-Bromofluorobenzene (FID) (S)	%				96	95	70-130			
4-Bromofluorobenzene (PID) (S)	%				87	85	70-130			

Results presented on this page are in the units indicated by the "Units" column except where an alternate unit is presented to the right of the result.

REPORT OF LABORATORY ANALYSIS

This report shall not be reproduced, except in full,
without the written consent of Pace Analytical Services, LLC.

Pace Analytical Services, LLC
9800 Kincey Ave. Suite 100
Huntersville, NC 28078
(704)875-9092

QUALITY CONTROL DATA

Project: CPC Huntersville/2020-L1-2448
Pace Project No.: 92548472

QC Batch: 632461
QC Batch Method: EPA 5035A/5030B
Analysis Method: EPA 8260D
Analysis Description: 8260D 5035A 5030B
Laboratory: Pace Analytical Services - Charlotte
Associated Lab Samples: 92548472001, 92548472002, 92548472003, 92548472004, 92548472005, 92548472006, 92548472008, 92548472009

METHOD BLANK: 3322333 Matrix: Solid
Associated Lab Samples: 92548472001, 92548472002, 92548472003, 92548472004, 92548472005, 92548472006, 92548472008, 92548472009

Parameter	Units	Blank Result	Reporting Limit	MDL	Analyzed	Qualifiers
1,1,1,2-Tetrachloroethane	ug/kg	ND	5.0	1.9	07/10/21 00:17	
1,1,1-Trichloroethane	ug/kg	ND	5.0	2.6	07/10/21 00:17	
1,1,2,2-Tetrachloroethane	ug/kg	ND	5.0	1.3	07/10/21 00:17	
1,1,2-Trichloroethane	ug/kg	ND	5.0	1.7	07/10/21 00:17	
1,1-Dichloroethane	ug/kg	ND	5.0	2.1	07/10/21 00:17	
1,1-Dichloroethene	ug/kg	ND	5.0	2.1	07/10/21 00:17	
1,1-Dichloropropene	ug/kg	ND	5.0	2.4	07/10/21 00:17	
1,2,3-Trichlorobenzene	ug/kg	ND	5.0	4.0	07/10/21 00:17	
1,2,3-Trichloropropane	ug/kg	ND	5.0	2.5	07/10/21 00:17	
1,2,4-Trichlorobenzene	ug/kg	ND	5.0	4.2	07/10/21 00:17	
1,2,4-Trimethylbenzene	ug/kg	ND	5.0	1.4	07/10/21 00:17	
1,2-Dibromo-3-chloropropane	ug/kg	ND	5.0	1.9	07/10/21 00:17	
1,2-Dibromoethane (EDB)	ug/kg	ND	5.0	2.2	07/10/21 00:17	
1,2-Dichlorobenzene	ug/kg	ND	5.0	1.8	07/10/21 00:17	
1,2-Dichloroethane	ug/kg	ND	5.0	3.3	07/10/21 00:17	
1,2-Dichloropropane	ug/kg	ND	5.0	1.5	07/10/21 00:17	
1,3,5-Trimethylbenzene	ug/kg	ND	5.0	1.7	07/10/21 00:17	
1,3-Dichlorobenzene	ug/kg	ND	5.0	1.6	07/10/21 00:17	
1,3-Dichloropropane	ug/kg	ND	5.0	1.6	07/10/21 00:17	v1
1,4-Dichlorobenzene	ug/kg	ND	5.0	1.3	07/10/21 00:17	
2,2-Dichloropropane	ug/kg	ND	5.0	1.6	07/10/21 00:17	
2-Butanone (MEK)	ug/kg	ND	100	24.0	07/10/21 00:17	
2-Chlorotoluene	ug/kg	ND	5.0	1.8	07/10/21 00:17	
2-Hexanone	ug/kg	ND	50.0	4.8	07/10/21 00:17	
4-Chlorotoluene	ug/kg	ND	5.0	0.88	07/10/21 00:17	
4-Methyl-2-pentanone (MIBK)	ug/kg	ND	50.0	4.8	07/10/21 00:17	
Acetone	ug/kg	ND	100	32.1	07/10/21 00:17	v1
Benzene	ug/kg	ND	5.0	2.0	07/10/21 00:17	
Bromobenzene	ug/kg	ND	5.0	1.6	07/10/21 00:17	
Bromochloromethane	ug/kg	ND	5.0	1.5	07/10/21 00:17	v1
Bromodichloromethane	ug/kg	ND	5.0	1.9	07/10/21 00:17	
Bromoform	ug/kg	ND	5.0	1.8	07/10/21 00:17	
Bromomethane	ug/kg	ND	10.0	7.9	07/10/21 00:17	IK
Carbon tetrachloride	ug/kg	ND	5.0	1.9	07/10/21 00:17	
Chlorobenzene	ug/kg	ND	5.0	0.96	07/10/21 00:17	
Chloroethane	ug/kg	ND	10.0	3.9	07/10/21 00:17	
Chloroform	ug/kg	ND	5.0	3.0	07/10/21 00:17	v1
Chloromethane	ug/kg	ND	10.0	4.2	07/10/21 00:17	
cis-1,2-Dichloroethene	ug/kg	ND	5.0	1.7	07/10/21 00:17	

Results presented on this page are in the units indicated by the "Units" column except where an alternate unit is presented to the right of the result.

REPORT OF LABORATORY ANALYSIS

This report shall not be reproduced, except in full,
without the written consent of Pace Analytical Services, LLC.

Pace Analytical Services, LLC
9800 Kincey Ave. Suite 100
Huntersville, NC 28078
(704)875-9092

QUALITY CONTROL DATA

Project: CPC Huntersville/2020-L1-2448
Pace Project No.: 92548472

METHOD BLANK: 3322333 Matrix: Solid
Associated Lab Samples: 92548472001, 92548472002, 92548472003, 92548472004, 92548472005, 92548472006, 92548472008, 92548472009

Parameter	Units	Blank Result	Reporting Limit	MDL	Analyzed	Qualifiers
cis-1,3-Dichloropropene	ug/kg	ND	5.0	1.4	07/10/21 00:17	
Dibromochloromethane	ug/kg	ND	5.0	2.8	07/10/21 00:17	
Dibromomethane	ug/kg	ND	5.0	1.1	07/10/21 00:17	
Dichlorodifluoromethane	ug/kg	ND	10.0	2.2	07/10/21 00:17	
Diisopropyl ether	ug/kg	ND	5.0	1.4	07/10/21 00:17	
Ethylbenzene	ug/kg	ND	5.0	2.3	07/10/21 00:17	v1
Hexachloro-1,3-butadiene	ug/kg	ND	10.0	8.2	07/10/21 00:17	
Isopropylbenzene (Cumene)	ug/kg	ND	5.0	1.7	07/10/21 00:17	
m&p-Xylene	ug/kg	ND	10.0	3.4	07/10/21 00:17	
Methyl-tert-butyl ether	ug/kg	ND	5.0	1.9	07/10/21 00:17	
Methylene Chloride	ug/kg	ND	20.0	13.7	07/10/21 00:17	v1
n-Butylbenzene	ug/kg	ND	5.0	2.4	07/10/21 00:17	
n-Propylbenzene	ug/kg	ND	5.0	1.8	07/10/21 00:17	
Naphthalene	ug/kg	ND	5.0	2.6	07/10/21 00:17	
o-Xylene	ug/kg	ND	5.0	2.2	07/10/21 00:17	
p-Isopropyltoluene	ug/kg	ND	5.0	2.5	07/10/21 00:17	
sec-Butylbenzene	ug/kg	ND	5.0	2.2	07/10/21 00:17	
Styrene	ug/kg	ND	5.0	1.3	07/10/21 00:17	
tert-Butylbenzene	ug/kg	ND	5.0	1.8	07/10/21 00:17	
Tetrachloroethene	ug/kg	ND	5.0	1.6	07/10/21 00:17	
Toluene	ug/kg	ND	5.0	1.4	07/10/21 00:17	
trans-1,2-Dichloroethene	ug/kg	ND	5.0	1.8	07/10/21 00:17	
trans-1,3-Dichloropropene	ug/kg	ND	5.0	1.7	07/10/21 00:17	
Trichloroethene	ug/kg	ND	5.0	1.3	07/10/21 00:17	
Trichlorofluoromethane	ug/kg	ND	5.0	2.8	07/10/21 00:17	
Vinyl acetate	ug/kg	ND	50.0	3.6	07/10/21 00:17	v1
Vinyl chloride	ug/kg	ND	10.0	2.5	07/10/21 00:17	
Xylene (Total)	ug/kg	ND	10.0	2.8	07/10/21 00:17	
1,2-Dichloroethane-d4 (S)	%	112	70-130		07/10/21 00:17	
4-Bromofluorobenzene (S)	%	98	69-134		07/10/21 00:17	
Toluene-d8 (S)	%	100	70-130		07/10/21 00:17	

LABORATORY CONTROL SAMPLE: 3322334

Parameter	Units	Spike Conc.	LCS Result	LCS % Rec	% Rec Limits	Qualifiers
1,1,1,2-Tetrachloroethane	ug/kg	1250	1010	81	70-130	
1,1,1-Trichloroethane	ug/kg	1250	948	76	70-130	
1,1,2,2-Tetrachloroethane	ug/kg	1250	951	76	70-130	
1,1,2-Trichloroethane	ug/kg	1250	954	76	70-130	
1,1-Dichloroethane	ug/kg	1250	1070	86	70-130	
1,1-Dichloroethene	ug/kg	1250	1050	84	70-130	
1,1-Dichloropropene	ug/kg	1250	1020	81	70-130	
1,2,3-Trichlorobenzene	ug/kg	1250	1000	80	65-130	

Results presented on this page are in the units indicated by the "Units" column except where an alternate unit is presented to the right of the result.

REPORT OF LABORATORY ANALYSIS

This report shall not be reproduced, except in full,
without the written consent of Pace Analytical Services, LLC.

Pace Analytical Services, LLC
9800 Kincey Ave. Suite 100
Huntersville, NC 28078
(704)875-9092

QUALITY CONTROL DATA

Project: CPC Huntersville/2020-L1-2448
Pace Project No.: 92548472

LABORATORY CONTROL SAMPLE: 3322334

Parameter	Units	Spike Conc.	LCS Result	LCS % Rec	% Rec Limits	Qualifiers
1,2,3-Trichloropropane	ug/kg	1250	1010	81	70-130	
1,2,4-Trichlorobenzene	ug/kg	1250	1000	80	68-130	
1,2,4-Trimethylbenzene	ug/kg	1250	985	79	70-130	
1,2-Dibromo-3-chloropropane	ug/kg	1250	974	78	70-130	
1,2-Dibromoethane (EDB)	ug/kg	1250	1020	81	70-130	
1,2-Dichlorobenzene	ug/kg	1250	998	80	70-130	
1,2-Dichloroethane	ug/kg	1250	983	79	63-130	
1,2-Dichloropropane	ug/kg	1250	1030	83	70-130	
1,3,5-Trimethylbenzene	ug/kg	1250	992	79	70-130	
1,3-Dichlorobenzene	ug/kg	1250	977	78	70-130	
1,3-Dichloropropane	ug/kg	1250	1050	84	70-130	v1
1,4-Dichlorobenzene	ug/kg	1250	987	79	70-130	
2,2-Dichloropropane	ug/kg	1250	897	72	66-130	
2-Butanone (MEK)	ug/kg	2500	2040	81	70-130	
2-Chlorotoluene	ug/kg	1250	1040	83	70-130	
2-Hexanone	ug/kg	2500	2080	83	70-130	
4-Chlorotoluene	ug/kg	1250	967	77	70-130	
4-Methyl-2-pentanone (MIBK)	ug/kg	2500	2070	83	70-130	
Acetone	ug/kg	2500	2220	89	69-130	v1
Benzene	ug/kg	1250	1030	83	70-130	
Bromobenzene	ug/kg	1250	1040	83	70-130	
Bromochloromethane	ug/kg	1250	1070	85	70-130	v1
Bromodichloromethane	ug/kg	1250	927	74	69-130	
Bromoform	ug/kg	1250	962	77	70-130	
Bromomethane	ug/kg	1250	1200	96	52-130	IK
Carbon tetrachloride	ug/kg	1250	1040	83	70-130	
Chlorobenzene	ug/kg	1250	1020	82	70-130	
Chloroethane	ug/kg	1250	1090	87	65-130	
Chloroform	ug/kg	1250	1110	89	70-130	v1
Chloromethane	ug/kg	1250	965	77	55-130	
cis-1,2-Dichloroethene	ug/kg	1250	1030	83	70-130	
cis-1,3-Dichloropropene	ug/kg	1250	1020	82	70-130	
Dibromochloromethane	ug/kg	1250	999	80	70-130	
Dibromomethane	ug/kg	1250	1040	83	70-130	
Dichlorodifluoromethane	ug/kg	1250	1040	83	45-156	
Diisopropyl ether	ug/kg	1250	972	78	70-130	
Ethylbenzene	ug/kg	1250	1120	90	70-130	v1
Hexachloro-1,3-butadiene	ug/kg	1250	1000	80	66-130	
Isopropylbenzene (Cumene)	ug/kg	1250	1030	83	70-130	
m&p-Xylene	ug/kg	2500	2050	82	70-130	
Methyl-tert-butyl ether	ug/kg	1250	1000	80	70-130	
Methylene Chloride	ug/kg	1250	1120	90	65-130	v1
n-Butylbenzene	ug/kg	1250	1030	82	67-130	
n-Propylbenzene	ug/kg	1250	1030	82	70-130	
Naphthalene	ug/kg	1250	981	79	70-130	
o-Xylene	ug/kg	1250	1030	82	70-130	
p-Isopropyltoluene	ug/kg	1250	1000	80	67-130	

Results presented on this page are in the units indicated by the "Units" column except where an alternate unit is presented to the right of the result.

REPORT OF LABORATORY ANALYSIS

This report shall not be reproduced, except in full,
without the written consent of Pace Analytical Services, LLC.

Pace Analytical Services, LLC
9800 Kincey Ave. Suite 100
Huntersville, NC 28078
(704)875-9092

QUALITY CONTROL DATA

Project: CPC Huntersville/2020-L1-2448
Pace Project No.: 92548472

LABORATORY CONTROL SAMPLE: 3322334

Parameter	Units	Spike Conc.	LCS Result	LCS % Rec	% Rec Limits	Qualifiers
sec-Butylbenzene	ug/kg	1250	1010	81	69-130	
Styrene	ug/kg	1250	1020	82	70-130	
tert-Butylbenzene	ug/kg	1250	982	79	67-130	
Tetrachloroethene	ug/kg	1250	938	75	70-130	
Toluene	ug/kg	1250	992	79	70-130	
trans-1,2-Dichloroethene	ug/kg	1250	1080	86	70-130	
trans-1,3-Dichloropropene	ug/kg	1250	1010	81	68-130	
Trichloroethene	ug/kg	1250	1030	82	70-130	
Trichlorofluoromethane	ug/kg	1250	981	78	70-130	
Vinyl acetate	ug/kg	2500	2270	91	70-130	v1
Vinyl chloride	ug/kg	1250	1040	83	61-130	
Xylene (Total)	ug/kg	3750	3070	82	70-130	
1,2-Dichloroethane-d4 (S)	%			99	70-130	
4-Bromofluorobenzene (S)	%			98	69-134	
Toluene-d8 (S)	%			101	70-130	

MATRIX SPIKE SAMPLE: 3322336

Parameter	Units	92548003003 Result	Spike Conc.	MS Result	MS % Rec	% Rec Limits	Qualifiers
1,1,1,2-Tetrachloroethane	ug/kg	ND	598	553	93	70-131	
1,1,1-Trichloroethane	ug/kg	ND	598	520	87	65-133	
1,1,2,2-Tetrachloroethane	ug/kg	ND	598	498	83	66-130	
1,1,2-Trichloroethane	ug/kg	ND	598	506	85	66-133	
1,1-Dichloroethane	ug/kg	ND	598	571	96	65-130	
1,1-Dichloroethene	ug/kg	ND	598	618	103	10-158	
1,1-Dichloropropene	ug/kg	ND	598	585	98	68-133	
1,2,3-Trichlorobenzene	ug/kg	ND	598	545	91	27-138	
1,2,3-Trichloropropane	ug/kg	ND	598	509	85	67-130	
1,2,4-Trichlorobenzene	ug/kg	ND	598	535	90	51-134	
1,2,4-Trimethylbenzene	ug/kg	ND	598	595	100	63-136	
1,2-Dibromo-3-chloropropane	ug/kg	ND	598	442	74	32-130	
1,2-Dibromoethane (EDB)	ug/kg	ND	598	547	92	70-130	
1,2-Dichlorobenzene	ug/kg	ND	598	548	92	69-130	
1,2-Dichloroethane	ug/kg	ND	598	525	88	59-130	
1,2-Dichloropropane	ug/kg	ND	598	570	95	70-130	
1,3,5-Trimethylbenzene	ug/kg	ND	598	564	94	65-137	
1,3-Dichlorobenzene	ug/kg	ND	598	546	91	70-130	
1,3-Dichloropropane	ug/kg	ND	598	576	96	70-130	v1
1,4-Dichlorobenzene	ug/kg	ND	598	548	92	68-130	
2,2-Dichloropropane	ug/kg	ND	598	439	74	32-130	
2-Butanone (MEK)	ug/kg	ND	1200	884	74	10-136	
2-Chlorotoluene	ug/kg	ND	598	572	96	69-141	
2-Hexanone	ug/kg	ND	1200	966	81	10-144	
4-Chlorotoluene	ug/kg	ND	598	544	91	70-132	
4-Methyl-2-pentanone (MIBK)	ug/kg	ND	1200	985	82	25-143	

Results presented on this page are in the units indicated by the "Units" column except where an alternate unit is presented to the right of the result.

REPORT OF LABORATORY ANALYSIS

This report shall not be reproduced, except in full,
without the written consent of Pace Analytical Services, LLC.

Pace Analytical Services, LLC
9800 Kincey Ave. Suite 100
Huntersville, NC 28078
(704)875-9092

QUALITY CONTROL DATA

Project: CPC Huntersville/2020-L1-2448
Pace Project No.: 92548472

MATRIX SPIKE SAMPLE: 3322336

Parameter	Units	92548003003 Result	Spike Conc.	MS Result	MS % Rec	% Rec Limits	Qualifiers
Acetone	ug/kg	ND	1200	781	65	10-130	v1
Benzene	ug/kg	ND	598	578	97	67-130	
Bromobenzene	ug/kg	ND	598	555	93	70-130	
Bromochloromethane	ug/kg	ND	598	553	93	69-134	v1
Bromodichloromethane	ug/kg	ND	598	470	79	64-130	
Bromoform	ug/kg	ND	598	466	78	62-130	
Bromomethane	ug/kg	ND	598	406	68	20-176	IK
Carbon tetrachloride	ug/kg	ND	598	549	92	65-140	
Chlorobenzene	ug/kg	ND	598	587	98	70-130	
Chloroethane	ug/kg	ND	598	206	34	10-130	
Chloroform	ug/kg	ND	598	589	99	63-130	v1
Chloromethane	ug/kg	ND	598	568	95	58-130	
cis-1,2-Dichloroethene	ug/kg	ND	598	564	94	66-130	
cis-1,3-Dichloropropene	ug/kg	ND	598	590	99	67-130	
Dibromochloromethane	ug/kg	ND	598	511	86	67-130	
Dibromomethane	ug/kg	ND	598	544	91	63-131	
Dichlorodifluoromethane	ug/kg	ND	598	556	93	44-180	
Diisopropyl ether	ug/kg	ND	598	510	85	63-130	
Ethylbenzene	ug/kg	ND	598	664	111	66-130	v1
Hexachloro-1,3-butadiene	ug/kg	ND	598	566	95	64-150	
Isopropylbenzene (Cumene)	ug/kg	ND	598	610	102	69-135	
m&p-Xylene	ug/kg	ND	1200	1260	105	60-133	
Methyl-tert-butyl ether	ug/kg	ND	598	503	84	65-130	
Methylene Chloride	ug/kg	ND	598	594	99	61-130	v1
n-Butylbenzene	ug/kg	ND	598	592	99	65-140	
n-Propylbenzene	ug/kg	ND	598	594	99	67-140	
Naphthalene	ug/kg	ND	598	568	95	15-145	
o-Xylene	ug/kg	ND	598	615	103	66-133	
p-Isopropyltoluene	ug/kg	ND	598	567	95	56-147	
sec-Butylbenzene	ug/kg	ND	598	570	95	65-139	
Styrene	ug/kg	ND	598	563	94	70-132	
tert-Butylbenzene	ug/kg	ND	598	545	91	62-135	
Tetrachloroethene	ug/kg	ND	598	551	92	70-135	
Toluene	ug/kg	ND	598	587	98	67-130	
trans-1,2-Dichloroethene	ug/kg	ND	598	585	98	69-130	
trans-1,3-Dichloropropene	ug/kg	ND	598	511	86	62-130	
Trichloroethene	ug/kg	ND	598	583	98	70-135	
Trichlorofluoromethane	ug/kg	ND	598	168	28	10-130	
Vinyl acetate	ug/kg	ND	1200	1110	93	53-130	v1
Vinyl chloride	ug/kg	ND	598	573	96	61-148	
Xylene (Total)	ug/kg	ND	1790	1870	105	63-132	
1,2-Dichloroethane-d4 (S)	%				105	70-130	
4-Bromofluorobenzene (S)	%				99	69-134	
Toluene-d8 (S)	%				101	70-130	

Results presented on this page are in the units indicated by the "Units" column except where an alternate unit is presented to the right of the result.

REPORT OF LABORATORY ANALYSIS

This report shall not be reproduced, except in full,
without the written consent of Pace Analytical Services, LLC.

Pace Analytical Services, LLC
9800 Kincey Ave. Suite 100
Huntersville, NC 28078
(704)875-9092

QUALITY CONTROL DATA

Project: CPC Huntersville/2020-L1-2448
Pace Project No.: 92548472

SAMPLE DUPLICATE: 3322335

Parameter	Units	92548003002 Result	Dup Result	RPD	Max RPD	Qualifiers
1,1,1,2-Tetrachloroethane	ug/kg	ND	ND		30	
1,1,1-Trichloroethane	ug/kg	ND	ND		30	
1,1,2,2-Tetrachloroethane	ug/kg	ND	ND		30	
1,1,2-Trichloroethane	ug/kg	ND	ND		30	
1,1-Dichloroethane	ug/kg	ND	ND		30	
1,1-Dichloroethene	ug/kg	ND	ND		30	
1,1-Dichloropropene	ug/kg	ND	ND		30	
1,2,3-Trichlorobenzene	ug/kg	ND	ND		30	
1,2,3-Trichloropropane	ug/kg	ND	ND		30	
1,2,4-Trichlorobenzene	ug/kg	ND	ND		30	
1,2,4-Trimethylbenzene	ug/kg	ND	ND		30	
1,2-Dibromo-3-chloropropane	ug/kg	ND	ND		30	
1,2-Dibromoethane (EDB)	ug/kg	ND	ND		30	
1,2-Dichlorobenzene	ug/kg	ND	ND		30	
1,2-Dichloroethane	ug/kg	ND	ND		30	
1,2-Dichloropropane	ug/kg	ND	ND		30	
1,3,5-Trimethylbenzene	ug/kg	ND	ND		30	
1,3-Dichlorobenzene	ug/kg	ND	ND		30	
1,3-Dichloropropane	ug/kg	ND	ND		30	v1
1,4-Dichlorobenzene	ug/kg	ND	ND		30	
2,2-Dichloropropane	ug/kg	ND	ND		30	
2-Butanone (MEK)	ug/kg	ND	ND		30	
2-Chlorotoluene	ug/kg	ND	ND		30	
2-Hexanone	ug/kg	ND	ND		30	
4-Chlorotoluene	ug/kg	ND	ND		30	
4-Methyl-2-pentanone (MIBK)	ug/kg	ND	ND		30	
Acetone	ug/kg	ND	ND		30	v1
Benzene	ug/kg	ND	ND		30	
Bromobenzene	ug/kg	ND	ND		30	
Bromochloromethane	ug/kg	ND	ND		30	v1
Bromodichloromethane	ug/kg	ND	ND		30	
Bromoform	ug/kg	ND	ND		30	
Bromomethane	ug/kg	ND	ND		30	IK
Carbon tetrachloride	ug/kg	ND	ND		30	
Chlorobenzene	ug/kg	ND	ND		30	
Chloroethane	ug/kg	ND	ND		30	
Chloroform	ug/kg	ND	ND		30	v1
Chloromethane	ug/kg	ND	ND		30	
cis-1,2-Dichloroethene	ug/kg	ND	ND		30	
cis-1,3-Dichloropropene	ug/kg	ND	ND		30	
Dibromochloromethane	ug/kg	ND	ND		30	
Dibromomethane	ug/kg	ND	ND		30	
Dichlorodifluoromethane	ug/kg	ND	ND		30	
Diisopropyl ether	ug/kg	ND	ND		30	
Ethylbenzene	ug/kg	ND	ND		30	v1
Hexachloro-1,3-butadiene	ug/kg	ND	ND		30	
Isopropylbenzene (Cumene)	ug/kg	ND	ND		30	

Results presented on this page are in the units indicated by the "Units" column except where an alternate unit is presented to the right of the result.

REPORT OF LABORATORY ANALYSIS

This report shall not be reproduced, except in full,
without the written consent of Pace Analytical Services, LLC.

Pace Analytical Services, LLC
9800 Kincey Ave. Suite 100
Huntersville, NC 28078
(704)875-9092

QUALITY CONTROL DATA

Project: CPC Huntersville/2020-L1-2448
Pace Project No.: 92548472

SAMPLE DUPLICATE: 3322335

Parameter	Units	92548003002 Result	Dup Result	RPD	Max RPD	Qualifiers
m&p-Xylene	ug/kg	ND	ND		30	
Methyl-tert-butyl ether	ug/kg	ND	ND		30	
Methylene Chloride	ug/kg	ND	ND		30	v1
n-Butylbenzene	ug/kg	ND	ND		30	
n-Propylbenzene	ug/kg	ND	ND		30	
Naphthalene	ug/kg	ND	ND		30	
o-Xylene	ug/kg	ND	ND		30	
p-Isopropyltoluene	ug/kg	ND	ND		30	
sec-Butylbenzene	ug/kg	ND	ND		30	
Styrene	ug/kg	ND	ND		30	
tert-Butylbenzene	ug/kg	ND	ND		30	
Tetrachloroethene	ug/kg	ND	ND		30	
Toluene	ug/kg	ND	ND		30	
trans-1,2-Dichloroethene	ug/kg	ND	ND		30	
trans-1,3-Dichloropropene	ug/kg	ND	ND		30	
Trichloroethene	ug/kg	ND	ND		30	
Trichlorofluoromethane	ug/kg	ND	ND		30	
Vinyl acetate	ug/kg	ND	ND		30	v1
Vinyl chloride	ug/kg	ND	ND		30	
Xylene (Total)	ug/kg	ND	ND		30	
1,2-Dichloroethane-d4 (S)	%	110	110			
4-Bromofluorobenzene (S)	%	100	99			
Toluene-d8 (S)	%	102	101			

Results presented on this page are in the units indicated by the "Units" column except where an alternate unit is presented to the right of the result.

REPORT OF LABORATORY ANALYSIS

This report shall not be reproduced, except in full,
without the written consent of Pace Analytical Services, LLC.

Pace Analytical Services, LLC
9800 Kincey Ave. Suite 100
Huntersville, NC 28078
(704)875-9092

QUALITY CONTROL DATA

Project: CPC Huntersville/2020-L1-2448
Pace Project No.: 92548472

QC Batch: 632736
QC Batch Method: EPA 5035A/5030B
Analysis Method: EPA 8260D
Analysis Description: 8260D 5035A 5030B
Laboratory: Pace Analytical Services - Charlotte
Associated Lab Samples: 92548472007, 92548472010

METHOD BLANK: 3323768 Matrix: Solid
Associated Lab Samples: 92548472007, 92548472010

Parameter	Units	Blank Result	Reporting Limit	MDL	Analyzed	Qualifiers
1,1,1,2-Tetrachloroethane	ug/kg	ND	5.0	1.9	07/12/21 12:44	
1,1,1-Trichloroethane	ug/kg	ND	5.0	2.6	07/12/21 12:44	
1,1,2,2-Tetrachloroethane	ug/kg	ND	5.0	1.3	07/12/21 12:44	
1,1,2-Trichloroethane	ug/kg	ND	5.0	1.7	07/12/21 12:44	
1,1-Dichloroethane	ug/kg	ND	5.0	2.1	07/12/21 12:44	
1,1-Dichloroethene	ug/kg	ND	5.0	2.1	07/12/21 12:44	
1,1-Dichloropropene	ug/kg	ND	5.0	2.4	07/12/21 12:44	
1,2,3-Trichlorobenzene	ug/kg	ND	5.0	4.0	07/12/21 12:44	
1,2,3-Trichloropropane	ug/kg	ND	5.0	2.5	07/12/21 12:44	
1,2,4-Trichlorobenzene	ug/kg	ND	5.0	4.2	07/12/21 12:44	
1,2,4-Trimethylbenzene	ug/kg	ND	5.0	1.4	07/12/21 12:44	
1,2-Dibromo-3-chloropropane	ug/kg	ND	5.0	1.9	07/12/21 12:44	
1,2-Dibromoethane (EDB)	ug/kg	ND	5.0	2.2	07/12/21 12:44	
1,2-Dichlorobenzene	ug/kg	ND	5.0	1.8	07/12/21 12:44	
1,2-Dichloroethane	ug/kg	ND	5.0	3.3	07/12/21 12:44	
1,2-Dichloropropane	ug/kg	ND	5.0	1.5	07/12/21 12:44	
1,3,5-Trimethylbenzene	ug/kg	ND	5.0	1.7	07/12/21 12:44	
1,3-Dichlorobenzene	ug/kg	ND	5.0	1.6	07/12/21 12:44	
1,3-Dichloropropane	ug/kg	ND	5.0	1.6	07/12/21 12:44	
1,4-Dichlorobenzene	ug/kg	ND	5.0	1.3	07/12/21 12:44	
2,2-Dichloropropane	ug/kg	ND	5.0	1.6	07/12/21 12:44	
2-Butanone (MEK)	ug/kg	ND	100	24.0	07/12/21 12:44	
2-Chlorotoluene	ug/kg	ND	5.0	1.8	07/12/21 12:44	
2-Hexanone	ug/kg	ND	50.0	4.8	07/12/21 12:44	
4-Chlorotoluene	ug/kg	ND	5.0	0.88	07/12/21 12:44	
4-Methyl-2-pentanone (MIBK)	ug/kg	ND	50.0	4.8	07/12/21 12:44	
Acetone	ug/kg	ND	100	32.1	07/12/21 12:44	
Benzene	ug/kg	ND	5.0	2.0	07/12/21 12:44	
Bromobenzene	ug/kg	ND	5.0	1.6	07/12/21 12:44	
Bromochloromethane	ug/kg	ND	5.0	1.5	07/12/21 12:44	
Bromodichloromethane	ug/kg	ND	5.0	1.9	07/12/21 12:44	
Bromoform	ug/kg	ND	5.0	1.8	07/12/21 12:44	
Bromomethane	ug/kg	ND	10.0	7.9	07/12/21 12:44	IK
Carbon tetrachloride	ug/kg	ND	5.0	1.9	07/12/21 12:44	
Chlorobenzene	ug/kg	ND	5.0	0.96	07/12/21 12:44	
Chloroethane	ug/kg	ND	10.0	3.9	07/12/21 12:44	
Chloroform	ug/kg	ND	5.0	3.0	07/12/21 12:44	
Chloromethane	ug/kg	ND	10.0	4.2	07/12/21 12:44	
cis-1,2-Dichloroethene	ug/kg	ND	5.0	1.7	07/12/21 12:44	
cis-1,3-Dichloropropene	ug/kg	ND	5.0	1.4	07/12/21 12:44	

Results presented on this page are in the units indicated by the "Units" column except where an alternate unit is presented to the right of the result.

REPORT OF LABORATORY ANALYSIS

This report shall not be reproduced, except in full,
without the written consent of Pace Analytical Services, LLC.

Pace Analytical Services, LLC
9800 Kincey Ave. Suite 100
Huntersville, NC 28078
(704)875-9092

QUALITY CONTROL DATA

Project: CPC Huntersville/2020-L1-2448
Pace Project No.: 92548472

METHOD BLANK: 3323768 Matrix: Solid
Associated Lab Samples: 92548472007, 92548472010

Parameter	Units	Blank Result	Reporting Limit	MDL	Analyzed	Qualifiers
Dibromochloromethane	ug/kg	ND	5.0	2.8	07/12/21 12:44	
Dibromomethane	ug/kg	ND	5.0	1.1	07/12/21 12:44	
Dichlorodifluoromethane	ug/kg	ND	10.0	2.2	07/12/21 12:44	
Diisopropyl ether	ug/kg	ND	5.0	1.4	07/12/21 12:44	
Ethylbenzene	ug/kg	ND	5.0	2.3	07/12/21 12:44	
Hexachloro-1,3-butadiene	ug/kg	ND	10.0	8.2	07/12/21 12:44	
Isopropylbenzene (Cumene)	ug/kg	ND	5.0	1.7	07/12/21 12:44	
m&p-Xylene	ug/kg	ND	10.0	3.4	07/12/21 12:44	
Methyl-tert-butyl ether	ug/kg	ND	5.0	1.9	07/12/21 12:44	
Methylene Chloride	ug/kg	ND	20.0	13.7	07/12/21 12:44	
n-Butylbenzene	ug/kg	ND	5.0	2.4	07/12/21 12:44	
n-Propylbenzene	ug/kg	ND	5.0	1.8	07/12/21 12:44	
Naphthalene	ug/kg	ND	5.0	2.6	07/12/21 12:44	
o-Xylene	ug/kg	ND	5.0	2.2	07/12/21 12:44	
p-Isopropyltoluene	ug/kg	ND	5.0	2.5	07/12/21 12:44	
sec-Butylbenzene	ug/kg	ND	5.0	2.2	07/12/21 12:44	
Styrene	ug/kg	ND	5.0	1.3	07/12/21 12:44	
tert-Butylbenzene	ug/kg	ND	5.0	1.8	07/12/21 12:44	
Tetrachloroethene	ug/kg	ND	5.0	1.6	07/12/21 12:44	
Toluene	ug/kg	ND	5.0	1.4	07/12/21 12:44	
trans-1,2-Dichloroethene	ug/kg	ND	5.0	1.8	07/12/21 12:44	
trans-1,3-Dichloropropene	ug/kg	ND	5.0	1.7	07/12/21 12:44	
Trichloroethene	ug/kg	ND	5.0	1.3	07/12/21 12:44	
Trichlorofluoromethane	ug/kg	ND	5.0	2.8	07/12/21 12:44	
Vinyl acetate	ug/kg	ND	50.0	3.6	07/12/21 12:44	
Vinyl chloride	ug/kg	ND	10.0	2.5	07/12/21 12:44	
Xylene (Total)	ug/kg	ND	10.0	2.8	07/12/21 12:44	
1,2-Dichloroethane-d4 (S)	%	114	70-130		07/12/21 12:44	
4-Bromofluorobenzene (S)	%	98	69-134		07/12/21 12:44	
Toluene-d8 (S)	%	101	70-130		07/12/21 12:44	

LABORATORY CONTROL SAMPLE: 3323769

Parameter	Units	Spike Conc.	LCS Result	LCS % Rec	% Rec Limits	Qualifiers
1,1,1,2-Tetrachloroethane	ug/kg	1250	1110	89	70-130	
1,1,1-Trichloroethane	ug/kg	1250	1020	81	70-130	
1,1,2,2-Tetrachloroethane	ug/kg	1250	1010	81	70-130	
1,1,2-Trichloroethane	ug/kg	1250	1030	82	70-130	
1,1-Dichloroethane	ug/kg	1250	1120	90	70-130	
1,1-Dichloroethene	ug/kg	1250	1120	89	70-130	
1,1-Dichloropropene	ug/kg	1250	1100	88	70-130	
1,2,3-Trichlorobenzene	ug/kg	1250	1140	91	65-130	
1,2,3-Trichloropropane	ug/kg	1250	1070	85	70-130	
1,2,4-Trichlorobenzene	ug/kg	1250	1140	91	68-130	

Results presented on this page are in the units indicated by the "Units" column except where an alternate unit is presented to the right of the result.

REPORT OF LABORATORY ANALYSIS

This report shall not be reproduced, except in full,
without the written consent of Pace Analytical Services, LLC.

Pace Analytical Services, LLC
9800 Kincey Ave. Suite 100
Huntersville, NC 28078
(704)875-9092

QUALITY CONTROL DATA

Project: CPC Huntersville/2020-L1-2448
Pace Project No.: 92548472

LABORATORY CONTROL SAMPLE: 3323769

Parameter	Units	Spike Conc.	LCS Result	LCS % Rec	% Rec Limits	Qualifiers
1,2,4-Trimethylbenzene	ug/kg	1250	1100	88	70-130	
1,2-Dibromo-3-chloropropane	ug/kg	1250	1040	83	70-130	
1,2-Dibromoethane (EDB)	ug/kg	1250	1100	88	70-130	
1,2-Dichlorobenzene	ug/kg	1250	1090	87	70-130	
1,2-Dichloroethane	ug/kg	1250	1040	83	63-130	
1,2-Dichloropropane	ug/kg	1250	1100	88	70-130	
1,3,5-Trimethylbenzene	ug/kg	1250	1110	89	70-130	
1,3-Dichlorobenzene	ug/kg	1250	1080	86	70-130	
1,3-Dichloropropane	ug/kg	1250	1110	89	70-130	
1,4-Dichlorobenzene	ug/kg	1250	1100	88	70-130	
2,2-Dichloropropane	ug/kg	1250	1040	83	66-130	
2-Butanone (MEK)	ug/kg	2500	2130	85	70-130	
2-Chlorotoluene	ug/kg	1250	1150	92	70-130	
2-Hexanone	ug/kg	2500	2120	85	70-130	
4-Chlorotoluene	ug/kg	1250	1080	86	70-130	
4-Methyl-2-pentanone (MIBK)	ug/kg	2500	2120	85	70-130	
Acetone	ug/kg	2500	2170	87	69-130	
Benzene	ug/kg	1250	1100	88	70-130	
Bromobenzene	ug/kg	1250	1160	93	70-130	
Bromochloromethane	ug/kg	1250	1150	92	70-130	
Bromodichloromethane	ug/kg	1250	1000	80	69-130	
Bromoform	ug/kg	1250	1090	87	70-130	
Bromomethane	ug/kg	1250	1240	99	52-130	IK
Carbon tetrachloride	ug/kg	1250	1130	91	70-130	
Chlorobenzene	ug/kg	1250	1120	90	70-130	
Chloroethane	ug/kg	1250	1160	93	65-130	
Chloroform	ug/kg	1250	1180	95	70-130	
Chloromethane	ug/kg	1250	1050	84	55-130	
cis-1,2-Dichloroethene	ug/kg	1250	1090	87	70-130	
cis-1,3-Dichloropropene	ug/kg	1250	1110	89	70-130	
Dibromochloromethane	ug/kg	1250	1110	89	70-130	
Dibromomethane	ug/kg	1250	1150	92	70-130	
Dichlorodifluoromethane	ug/kg	1250	1110	89	45-156	
Diisopropyl ether	ug/kg	1250	1020	81	70-130	
Ethylbenzene	ug/kg	1250	1210	96	70-130	
Hexachloro-1,3-butadiene	ug/kg	1250	1180	95	66-130	
Isopropylbenzene (Cumene)	ug/kg	1250	1130	91	70-130	
m&p-Xylene	ug/kg	2500	2230	89	70-130	
Methyl-tert-butyl ether	ug/kg	1250	1060	85	70-130	
Methylene Chloride	ug/kg	1250	1150	92	65-130	
n-Butylbenzene	ug/kg	1250	1170	93	67-130	
n-Propylbenzene	ug/kg	1250	1150	92	70-130	
Naphthalene	ug/kg	1250	1070	86	70-130	
o-Xylene	ug/kg	1250	1120	90	70-130	
p-Isopropyltoluene	ug/kg	1250	1140	91	67-130	
sec-Butylbenzene	ug/kg	1250	1130	90	69-130	
Styrene	ug/kg	1250	1120	89	70-130	

Results presented on this page are in the units indicated by the "Units" column except where an alternate unit is presented to the right of the result.

REPORT OF LABORATORY ANALYSIS

This report shall not be reproduced, except in full,
without the written consent of Pace Analytical Services, LLC.

Pace Analytical Services, LLC
9800 Kincey Ave. Suite 100
Huntersville, NC 28078
(704)875-9092

QUALITY CONTROL DATA

Project: CPC Huntersville/2020-L1-2448
Pace Project No.: 92548472

LABORATORY CONTROL SAMPLE: 3323769

Parameter	Units	Spike Conc.	LCS Result	LCS % Rec	% Rec Limits	Qualifiers
tert-Butylbenzene	ug/kg	1250	1080	86	67-130	
Tetrachloroethene	ug/kg	1250	1060	84	70-130	
Toluene	ug/kg	1250	1070	85	70-130	
trans-1,2-Dichloroethene	ug/kg	1250	1130	90	70-130	
trans-1,3-Dichloropropene	ug/kg	1250	1120	89	68-130	
Trichloroethene	ug/kg	1250	1130	90	70-130	
Trichlorofluoromethane	ug/kg	1250	1070	85	70-130	
Vinyl acetate	ug/kg	2500	2400	96	70-130	
Vinyl chloride	ug/kg	1250	1110	89	61-130	
Xylene (Total)	ug/kg	3750	3350	89	70-130	
1,2-Dichloroethane-d4 (S)	%			95	70-130	
4-Bromofluorobenzene (S)	%			95	69-134	
Toluene-d8 (S)	%			100	70-130	

MATRIX SPIKE & MATRIX SPIKE DUPLICATE: 3323770 3323771

Parameter	Units	92547652003 Result	MS Spike Conc.	MSD Spike Conc.	MS Result	MSD Result	MS % Rec	MSD % Rec	% Rec Limits	RPD	Max RPD	Qual
1,1,1,2-Tetrachloroethane	ug/kg	ND	6900	6900	7110	6140	103	89	70-131	15	30	
1,1,1-Trichloroethane	ug/kg	ND	6900	6900	7090	6140	103	89	65-133	14	30	
1,1,2,2-Tetrachloroethane	ug/kg	ND	6900	6900	6620	5760	96	83	66-130	14	30	
1,1,2-Trichloroethane	ug/kg	ND	6900	6900	6450	5620	93	81	66-133	14	30	
1,1-Dichloroethane	ug/kg	ND	6900	6900	7810	6650	113	96	65-130	16	30	
1,1-Dichloroethene	ug/kg	ND	6900	6900	8010	6830	116	99	10-158	16	30	
1,1-Dichloropropene	ug/kg	ND	6900	6900	7790	6670	113	97	68-133	16	30	
1,2,3-Trichlorobenzene	ug/kg	ND	6900	6900	6680	5780	97	84	27-138	14	30	
1,2,3-Trichloropropane	ug/kg	ND	6900	6900	6890	5880	100	85	67-130	16	30	
1,2,4-Trichlorobenzene	ug/kg	ND	6900	6900	6810	5760	99	83	51-134	17	30	
1,2,4-Trimethylbenzene	ug/kg	0.13 mg/kg	6900	6900	7040	6030	100	85	63-136	15	30	
1,2-Dibromo-3-chloropropane	ug/kg	ND	6900	6900	6160	5380	89	78	32-130	13	30	
1,2-Dibromoethane (EDB)	ug/kg	ND	6900	6900	7050	6040	102	87	70-130	15	30	
1,2-Dichlorobenzene	ug/kg	ND	6900	6900	6810	5930	99	86	69-130	14	30	
1,2-Dichloroethane	ug/kg	ND	6900	6900	7250	6140	105	89	59-130	17	30	
1,2-Dichloropropane	ug/kg	ND	6900	6900	7330	6310	106	91	70-130	15	30	
1,3,5-Trimethylbenzene	ug/kg	ND	6900	6900	7030	5890	102	85	65-137	18	30	
1,3-Dichlorobenzene	ug/kg	ND	6900	6900	6950	5770	101	83	70-130	19	30	
1,3-Dichloropropane	ug/kg	ND	6900	6900	7330	6210	106	90	70-130	17	30	
1,4-Dichlorobenzene	ug/kg	ND	6900	6900	6900	5850	100	85	68-130	16	30	
2,2-Dichloropropane	ug/kg	ND	6900	6900	6490	5510	94	80	32-130	16	30	
2-Butanone (MEK)	ug/kg	ND	13800	13800	14200	12400	103	90	10-136	14	30	
2-Chlorotoluene	ug/kg	ND	6900	6900	7310	6160	106	89	69-141	17	30	
2-Hexanone	ug/kg	ND	13800	13800	14000	12100	101	87	10-144	15	30	
4-Chlorotoluene	ug/kg	ND	6900	6900	6910	5850	100	85	70-132	17	30	

Results presented on this page are in the units indicated by the "Units" column except where an alternate unit is presented to the right of the result.

REPORT OF LABORATORY ANALYSIS

This report shall not be reproduced, except in full,
without the written consent of Pace Analytical Services, LLC.

Pace Analytical Services, LLC
9800 Kincey Ave. Suite 100
Huntersville, NC 28078
(704)875-9092

QUALITY CONTROL DATA

Project: CPC Huntersville/2020-L1-2448
Pace Project No.: 92548472

MATRIX SPIKE & MATRIX SPIKE DUPLICATE: 3323770 3323771

Parameter	Units	92547652003 Result	MS Spike Conc.	MSD Spike Conc.	MS Result	MSD Result	MS % Rec	MSD % Rec	% Rec Limits	RPD	Max RPD	Qual
4-Methyl-2-pentanone (MIBK)	ug/kg	ND	13800	13800	13600	11900	99	86	25-143	14	30	
Acetone	ug/kg	ND	13800	13800	15600	13000	113	94	10-130	18	30	
Benzene	ug/kg	0.11 mg/kg	6900	6900	7510	6410	107	91	67-130	16	30	
Bromobenzene	ug/kg	ND	6900	6900	7260	6070	105	88	70-130	18	30	
Bromochloromethane	ug/kg	ND	6900	6900	7710	6480	112	94	69-134	17	30	
Bromodichloromethane	ug/kg	ND	6900	6900	6310	5450	91	79	64-130	15	30	
Bromoform	ug/kg	ND	6900	6900	6300	5450	91	79	62-130	14	30	
Bromomethane	ug/kg	ND	6900	6900	7890	5740	114	83	20-176	31	30	IK,R1
Carbon tetrachloride	ug/kg	ND	6900	6900	7240	6250	105	91	65-140	15	30	
Chlorobenzene	ug/kg	ND	6900	6900	7500	6330	109	92	70-130	17	30	
Chloroethane	ug/kg	ND	6900	6900	9060	7500	131	109	10-130	19	30	M1
Chloroform	ug/kg	ND	6900	6900	8100	6950	117	101	63-130	15	30	
Chloromethane	ug/kg	ND	6900	6900	7810	6610	113	96	58-130	17	30	
cis-1,2-Dichloroethene	ug/kg	ND	6900	6900	7600	6430	110	93	66-130	17	30	
cis-1,3-Dichloropropene	ug/kg	ND	6900	6900	6830	5950	99	86	67-130	14	30	
Dibromochloromethane	ug/kg	ND	6900	6900	6600	5730	96	83	67-130	14	30	
Dibromomethane	ug/kg	ND	6900	6900	7130	6240	103	90	63-131	13	30	
Dichlorodifluoromethane	ug/kg	ND	6900	6900	8210	6790	119	98	44-180	19	30	
Diisopropyl ether	ug/kg	0.040J mg/kg	6900	6900	7000	5860	101	84	63-130	18	30	
Ethylbenzene	ug/kg	ND	6900	6900	8130	6950	118	101	66-130	16	30	
Hexachloro-1,3-butadiene	ug/kg	ND	6900	6900	6980	6040	101	87	64-150	14	30	
Isopropylbenzene (Cumene)	ug/kg	ND	6900	6900	7590	6470	110	94	69-135	16	30	
m&p-Xylene	ug/kg	0.18 mg/kg	13800	13800	15200	12900	109	92	60-133	16	30	
Methyl-tert-butyl ether	ug/kg	29.3 mg/kg	6900	6900	37000	34700	111	79	65-130	6	30	
Methylene Chloride	ug/kg	0.56 mg/kg	6900	6900	8600	7140	116	95	61-130	18	30	
n-Butylbenzene	ug/kg	ND	6900	6900	7180	6140	104	89	65-140	16	30	
n-Propylbenzene	ug/kg	ND	6900	6900	7450	6210	108	90	67-140	18	30	
Naphthalene	ug/kg	ND	6900	6900	6460	5570	94	81	15-145	15	30	
o-Xylene	ug/kg	0.035J mg/kg	6900	6900	7520	6460	108	93	66-133	15	30	
p-Isopropyltoluene	ug/kg	ND	6900	6900	7060	6010	102	87	56-147	16	30	
sec-Butylbenzene	ug/kg	ND	6900	6900	7220	6140	104	89	65-139	16	30	
Styrene	ug/kg	ND	6900	6900	7210	6060	104	88	70-132	17	30	
tert-Butylbenzene	ug/kg	ND	6900	6900	7040	6010	102	87	62-135	16	30	
Tetrachloroethene	ug/kg	ND	6900	6900	7020	5920	102	86	70-135	17	30	
Toluene	ug/kg	0.042J mg/kg	6900	6900	7180	6090	103	88	67-130	16	30	
trans-1,2-Dichloroethene	ug/kg	ND	6900	6900	7970	6650	115	96	69-130	18	30	
trans-1,3-Dichloropropene	ug/kg	ND	6900	6900	6800	5860	98	85	62-130	15	30	
Trichloroethene	ug/kg	ND	6900	6900	7540	6510	109	94	70-135	15	30	
Trichlorofluoromethane	ug/kg	ND	6900	6900	7730	6580	112	95	10-130	16	30	

Results presented on this page are in the units indicated by the "Units" column except where an alternate unit is presented to the right of the result.

REPORT OF LABORATORY ANALYSIS

This report shall not be reproduced, except in full,
without the written consent of Pace Analytical Services, LLC.

Pace Analytical Services, LLC
9800 Kincey Ave. Suite 100
Huntersville, NC 28078
(704)875-9092

QUALITY CONTROL DATA

Project: CPC Huntersville/2020-L1-2448
Pace Project No.: 92548472

MATRIX SPIKE & MATRIX SPIKE DUPLICATE: 3323770 3323771

Parameter	Units	92547652003 Result	MS Spike Conc.	MSD Spike Conc.	MS Result	MSD Result	MS % Rec	MSD % Rec	% Rec Limits	RPD	Max RPD	Qual
Vinyl acetate	ug/kg	ND	13800	13800	15500	13100	112	95	53-130	17	30	
Vinyl chloride	ug/kg	ND	6900	6900	8040	6820	116	99	61-148	16	30	
Xylene (Total)	ug/kg	0.21 mg/kg	20700	20700	22800	19400	109	93	63-132	16	30	
1,2-Dichloroethane-d4 (S)	%						108	110	70-130			
4-Bromofluorobenzene (S)	%						99	100	69-134			
Toluene-d8 (S)	%						101	101	70-130			

Results presented on this page are in the units indicated by the "Units" column except where an alternate unit is presented to the right of the result.

REPORT OF LABORATORY ANALYSIS

This report shall not be reproduced, except in full,
without the written consent of Pace Analytical Services, LLC.

Pace Analytical Services, LLC
9800 Kincey Ave. Suite 100
Huntersville, NC 28078
(704)875-9092

QUALITY CONTROL DATA

Project: CPC Huntersville/2020-L1-2448
Pace Project No.: 92548472

QC Batch: 632233
QC Batch Method: SW-846
Analysis Method: SW-846
Analysis Description: Dry Weight/Percent Moisture
Laboratory: Pace Analytical Services - Charlotte
Associated Lab Samples: 92548472001, 92548472002

SAMPLE DUPLICATE: 3321118

Parameter	Units	92548353001 Result	Dup Result	RPD	Max RPD	Qualifiers
Percent Moisture	%	39.6	37.3	6	25	N2

SAMPLE DUPLICATE: 3321413

Parameter	Units	92548472002 Result	Dup Result	RPD	Max RPD	Qualifiers
Percent Moisture	%	13.5	12.9	4	25	N2

Results presented on this page are in the units indicated by the "Units" column except where an alternate unit is presented to the right of the result.

REPORT OF LABORATORY ANALYSIS

This report shall not be reproduced, except in full,
without the written consent of Pace Analytical Services, LLC.

Pace Analytical Services, LLC
9800 Kincey Ave. Suite 100
Huntersville, NC 28078
(704)875-9092

QUALITY CONTROL DATA

Project: CPC Huntersville/2020-L1-2448
Pace Project No.: 92548472

QC Batch: 632268
QC Batch Method: SW-846
Analysis Method: SW-846
Analysis Description: Dry Weight/Percent Moisture
Laboratory: Pace Analytical Services - Charlotte
Associated Lab Samples: 92548472003, 92548472004, 92548472005, 92548472006, 92548472007, 92548472008, 92548472009, 92548472010

SAMPLE DUPLICATE: 3321441

Parameter	Units	92548472003 Result	Dup Result	RPD	Max RPD	Qualifiers
Percent Moisture	%	22.7	22.5	1	25	N2

Results presented on this page are in the units indicated by the "Units" column except where an alternate unit is presented to the right of the result.

REPORT OF LABORATORY ANALYSIS

This report shall not be reproduced, except in full,
without the written consent of Pace Analytical Services, LLC.

Pace Analytical Services, LLC
9800 Kincey Ave. Suite 100
Huntersville, NC 28078
(704)875-9092

QUALIFIERS

Project: CPC Huntersville/2020-L1-2448
Pace Project No.: 92548472

DEFINITIONS

DF - Dilution Factor, if reported, represents the factor applied to the reported data due to dilution of the sample aliquot.

ND - Not Detected at or above adjusted reporting limit.

TNTC - Too Numerous To Count

J - Estimated concentration above the adjusted method detection limit and below the adjusted reporting limit.

MDL - Adjusted Method Detection Limit.

PQL - Practical Quantitation Limit.

RL - Reporting Limit - The lowest concentration value that meets project requirements for quantitative data with known precision and bias for a specific analyte in a specific matrix.

S - Surrogate

1,2-Diphenylhydrazine decomposes to and cannot be separated from Azobenzene using Method 8270. The result for each analyte is a combined concentration.

Consistent with EPA guidelines, unrounded data are displayed and have been used to calculate % recovery and RPD values.

LCS(D) - Laboratory Control Sample (Duplicate)

MS(D) - Matrix Spike (Duplicate)

DUP - Sample Duplicate

RPD - Relative Percent Difference

NC - Not Calculable.

SG - Silica Gel - Clean-Up

U - Indicates the compound was analyzed for, but not detected.

Acid preservation may not be appropriate for 2 Chloroethylvinyl ether.

A separate vial preserved to a pH of 4-5 is recommended in SW846 Chapter 4 for the analysis of Acrolein and Acrylonitrile by EPA Method 8260.

N-Nitrosodiphenylamine decomposes and cannot be separated from Diphenylamine using Method 8270. The result reported for each analyte is a combined concentration.

Pace Analytical is TNI accredited. Contact your Pace PM for the current list of accredited analytes.

TNI - The NELAC Institute.

ANALYTE QUALIFIERS

IK	The recalculated concentration of the calibration standard(s) did not meet method acceptance criteria; this result should be considered an estimated value.
M1	Matrix spike recovery exceeded QC limits. Batch accepted based on laboratory control sample (LCS) recovery.
N2	The lab does not hold NELAC/TNI accreditation for this parameter but other accreditations/certifications may apply. A complete list of accreditations/certifications is available upon request.
R1	RPD value was outside control limits.
S2	Surrogate recovery outside laboratory control limits due to matrix interferences (confirmed by similar results from sample re-analysis).
v1	The continuing calibration verification was above the method acceptance limit. Any detection for the analyte in the associated samples may have a high bias.

This report shall not be reproduced, except in full,
without the written consent of Pace Analytical Services, LLC.

Pace Analytical Services, LLC
9800 Kincey Ave. Suite 100
Huntersville, NC 28078
(704)875-9092

QUALITY CONTROL DATA CROSS REFERENCE TABLE

Project: CPC Huntersville/2020-L1-2448
Pace Project No.: 92548472

Lab ID	Sample ID	QC Batch Method	QC Batch	Analytical Method	Analytical Batch
92548472001	**AAO (O-2)**	MADEP VPH	632424	MADEP VPH	632432
92548472002	**AAO (22-24)**	MADEP VPH	632424	MADEP VPH	632432
92548472003	**AAO (40-42)**	MADEP VPH	632424	MADEP VPH	632432
92548472004	**ABO (0-2)**	MADEP VPH	632424	MADEP VPH	632432
92548472005	**ABO (24-26)**	MADEP VPH	632424	MADEP VPH	632432
92548472006	**ABO (26-28)**	MADEP VPH	632424	MADEP VPH	632432
92548472007	**ABO (40-42)**	MADEP VPH	632424	MADEP VPH	632432
92548472008	**ACO (0-2)**	MADEP VPH	632424	MADEP VPH	632432
92548472009	**ACO (24-26)**	MADEP VPH	632424	MADEP VPH	632432
92548472010	**ACO (28-29)**	MADEP VPH	633383	MADEP VPH	633390
92548472001	**AAO (O-2)**	EPA 5035A/5030B	632461	EPA 8260D	632470
92548472002	**AAO (22-24)**	EPA 5035A/5030B	632461	EPA 8260D	632470
92548472003	**AAO (40-42)**	EPA 5035A/5030B	632461	EPA 8260D	632470
92548472004	**ABO (0-2)**	EPA 5035A/5030B	632461	EPA 8260D	632470
92548472005	**ABO (24-26)**	EPA 5035A/5030B	632461	EPA 8260D	632470
92548472006	**ABO (26-28)**	EPA 5035A/5030B	632461	EPA 8260D	632470
92548472007	**ABO (40-42)**	EPA 5035A/5030B	632736	EPA 8260D	632753
92548472008	**ACO (0-2)**	EPA 5035A/5030B	632461	EPA 8260D	632470
92548472009	**ACO (24-26)**	EPA 5035A/5030B	632461	EPA 8260D	632470
92548472010	**ACO (28-29)**	EPA 5035A/5030B	632736	EPA 8260D	632753
92548472001	**AAO (O-2)**	SW-846	632233		
92548472002	**AAO (22-24)**	SW-846	632233		
92548472003	**AAO (40-42)**	SW-846	632268		
92548472004	**ABO (0-2)**	SW-846	632268		
92548472005	**ABO (24-26)**	SW-846	632268		
92548472006	**ABO (26-28)**	SW-846	632268		
92548472007	**ABO (40-42)**	SW-846	632268		
92548472008	**ACO (0-2)**	SW-846	632268		
92548472009	**ACO (24-26)**	SW-846	632268		
92548472010	**ACO (28-29)**	SW-846	632268		

This report shall not be reproduced, except in full,
without the written consent of Pace Analytical Services, LLC.

CHAIN-OF-CUSTODY Analytical Request Document

Pace Analytical

Chain-of-Custody is a LEGAL DOCUMENT - Complete all relevent fields

LAB USE ONLY- Affix Workorder/Login La... List Pace Workorder Number or MTJL Log-i...

WO# : 92548472

92548472

ALL SHADED AREA...

Company: Apex Companies	Billing Information:
Address: 5900 Northwoods Bus. Pkwy Ste O	
Report To: Andrew Street	Email To: Andrew.Street@apexcos.com
Copy To: tom.naumann@apexcos.com	Site Collection Info/Address: Huntersville-Concord Rd.
Customer Project Name/Number: CPC Huntersville Site	State: NC / County/City: Huntersville Time Zone Collected: [X] PT [ ] MT [ ] CT [ ] ET
Phone: / Email:	Site/Facility ID #: / Compliance Monitoring? [ ] Yes [ ] No
Collected By (print): Jamie Humphrey, Kyle Cook	Purchase Order #: / Quote #: 2020-LI-2248 / DW PWS ID #: / DW Location Code:
Collected By (signature):	Turnaround Date Required: Standard / Immediately Packed on Ice: [X] Yes [ ] No
Sample Disposal: [ ] Dispose as appropriate [ ] Return [ ] Archive: ____ [ ] Hold: ____	Rush: [ ] Same Day [ ] Next Day [ ] 2 Day [ ] 3 Day [ ] 4 Day [ ] 5 Day (Expedite Charges Apply) / Field Filtered (if applicable): [ ] Yes [ ] No / Analysis: ____

** Preservative Types: (1) nitric acid, (2) sulfuric acid, (3) hydrochloric acid, (4) sodium hydroxide, (5) ... (6) methanol, (7) sodium bisulfate, (8) sodium thiosulfate, (9) hexane, (A) ascorbic acid, (B) ammonium sulfate, (C) ammonium hydroxide, (D) TSP, (U) Unpreserved, (O) Other ____

* Matrix Codes (Insert in Matrix box below): Drinking Water (DW), Ground Water (GW), Wastewater (WW), Product (P), Soil/Solid (SL), Oil (OL), Wipe (WP), Air (AR), Tissue (TS), Bioassay (B), Vapor (V), Other (OT)

Customer Sample ID	Matrix *	Comp / Grab	Collected (or Composite Start) Date	Collected (or Composite Start) Time	Composite End Date	Composite End Time	Res Cl	# of Ctns	Analyses: VOCs by 8260D	Analyses: MADEP VPH	Lab Profile/Line: Lab Sample # / Comments: 92548472
AAO (0-2)	SL	Grab	7/7/21	1115				3	X	X	001
AAO (22-24)	SL	Grab	7/7/21	1120				3	X	X	002
AAO (40-42)	SL	Grab	7/7/21	1125				3	X	X	003
ABO (0-2)	SL	Grab	7/7/21	1400				3	X	X	004
ABO (24-26)	SL	Grab	7/7/21	1405				3	X	X	005
ABO (26-28)	SL	Grab	7/7/21	1410				3	X	X	006
ABO (40-42)	SL	Grab	7/7/21	1415				3	X	X	007
ACO (0-2)	SL	Grab	7/7/21	1655				3	X	X	008
ACO (24-26)	SL	Grab	7/7/21	1700				3	X	X	009
ACO (28-29)	SL	Grab	7/7/21	1705				3	X	X	010

Lab Sample Receipt Checklist:

Custody Seals Present/Intact	Y	N	NA
Custody Signatures Present	Y	N	NA
Collector Signature Present	Y	N	NA
Bottles Intact	Y	N	NA
Correct Bottles	Y	N	NA
Sufficient Volume	Y	N	NA
Samples Received on Ice	Y	N	NA
VOA - Headspace Acceptable	Y	N	NA
USDA Regulated Soils	Y	N	NA
Samples in Holding Time	Y	N	NA
Residual Chlorine Present	Y	N	NA
Cl Strips: ____ Sample pH Acceptable	Y	N	NA
pH Strips: ____ Sulfide Present	Y	N	NA
Lead Acetate Strips: ____			

LAB USE ONLY:

Customer Remarks / Special Conditions / Possible Hazards:

Type of Ice Used: (Wet) Blue Dry None

Packing Material Used: none

Radchem sample(s) screened (<500 cpm): Y (N) NA

SHORT HOLDS PRESENT (<72 hours): Y (N) N/A

Lab Tracking #: 2632952

Samples received via: FEDEX UPS Client Courier (Pace Courier)

Lab Sample Temperature Info:
Temp Blank Received: Y (N) NA
Therm ID#: 92T064
Cooler 1 Temp Upon Receipt: 3.8 oC
Cooler 1 Therm Corr. Factor: -.1 oC
Cooler 1 Corrected Temp: 3.7 oC
Comments:

Relinquished by/Company: (Signature)	Date/Time: 7-7-21/1800	Received by/Company: (Signature) Matt/Apex	Date/Time: 7-7-21/1800
Relinquished by/Company: (Signature)	Date/Time: 7-8-21/1208	Received by/Company: (Signature)	Date/Time: 7-8-21/1208
Relinquished by/Company: (Signature)	Date/Time: 7-8-21/1230	Received by/Company: (Signature) Jake Whitman Pace MTJL	Date/Time: 7-8-21 1230

MTJL LAB USE ONLY

Table #:
Acctnum:
Template:
Prelogin:
PM:
PB:

Trip Blank Received: Y (N) NA
HCL MeOH TSP Other

Non Conformance(s): YES / (NO)

Page: ____ of: ____

***Check mark top half of box if pH and/or dechlorination is verified and within the acceptance range for preservation samples.**

Exceptions: VOA, Coliform, TOC, Oil and Grease, DRO/8015 (water) DOC, LLHg

****Bottom half of box is to list number of bottles**

Project #

WO# : 92548472

PM: AMB Due Date: 07/15/21

CLIENT: 92-APEX MOOR

Item#	BP4U-125 mL Plastic Unpreserved (N/A) (Cl-)	BP3U-250 mL Plastic Unpreserved (N/A)	BP2U-500 mL Plastic Unpreserved (N/A)	BP1U-1 liter Plastic Unpreserved (N/A)	BP4S-125 mL Plastic H2SO4 (pH <2) (Cl-)	BP3N-250 mL plastic HNO3 (pH < 2)	BP4Z-125 mL Plastic ZN Acetate & NaOH (>9)	BP4C-125 mL Plastic NaOH (pH >12) (Cl-)	WGFU-Wide-mouthed Glass jar Unpreserved	AG1U-1 liter Amber Unpreserved (N/A) (Cl-)	AG1H-1 liter Amber HCl (pH < 2)	AG3U-250 mL Amber Unpreserved (N/A) (Cl-)	AG1S-1 liter Amber H2SO4 (pH < 2)	AG3S-250 mL Amber H2SO4 (pH < 2)	AG3A(DG3A)-250 mL Amber NH4Cl (N/A)(Cl-)	DG9H-40 mL VOA HCl (N/A)	VG9T-40 mL VOA Na2S2O3 (N/A)	VG9U-40 mL VOA Unp (N/A)	DG9P-40 mL VOA H3PO4 (N/A)	VOAK (6 vials per kit)-5035 kit (N/A)	V/GK (3 vials per kit)-VPH/Gas kit (N/A)	SP5T-125 mL Sterile Plastic (N/A – lab)	SP2T-250 mL Sterile Plastic (N/A – lab)		BP3A-250 mL Plastic (NH2)2SO4 (9.3-9.7)	AG0U-100 mL Amber Unpreserved vials (N/A)	VSGU-20 mL Scintillation vials (N/A)	DG9U-40 mL Amber Unpreserved vials (N/A)
1																						3							
2																						3							
3																						3							
4																						3							
5																						3							
6																						3							
7																						3							
8																						3							
9																						3							
10																						3							
11																													
12																													

pH Adjustment Log for Preserved Samples

Sample ID	Type of Preservative	pH upon receipt	Date preservation adjusted	Time preservation adjusted	Amount of Preservative added	Lot #

Note: Whenever there is a discrepancy affecting North Carolina compliance samples, a copy of this form will be sent to the North Carolina DEHNR Certification Office (i.e. Out of hold, incorrect preservative, out of temp, incorrect containers.

Pace Analytical Services, LLC
9800 Kincey Ave. Suite 100
Huntersville, NC 28078
(704)875-9092

July 19, 2021

Andrew Street
Apex Companies - NC
5900 Northwoods Business Pkwy
Suite 5900-0
Charlotte, NC 28269

RE: Project: CPC Huntersville/2020-L1-2448
Pace Project No.: 92548816

Dear Andrew Street:

Enclosed are the analytical results for sample(s) received by the laboratory on July 09, 2021. The results relate only to the samples included in this report. Results reported herein conform to the applicable TNI/NELAC Standards and the laboratory's Quality Manual, where applicable, unless otherwise noted in the body of the report.

The test results provided in this final report were generated by each of the following laboratories within the Pace Network:

- Pace Analytical Services - Charlotte

If you have any questions concerning this report, please feel free to contact me.

Sincerely,

Angela M. Baioni

Angela Baioni
angela.baioni@pacelabs.com
(704)875-9092
Project Manager

Enclosures

cc: J Culbreath, Colonial Pipeline Company
Naomi Fretz, APEX Companies, LLC
Robert Hughes, Colonial Pipeline
Cameron Lee, Montrose-EPS
Jamie Moran, APEX Companies, LLC
Jeff Morrison, Colonial Pipeline Company
Tom Naumann, APEX Companies - NC
Joe Nicolette, Montrose-EPS
Christopher Schultz, Apex Companies
Matt Teixeira, Apex Companies, LLC
Michael Verdon, Colonial Pipeline Company
JM Wyatt, Colonial Pipeline Company

REPORT OF LABORATORY ANALYSIS

This report shall not be reproduced, except in full,
without the written consent of Pace Analytical Services, LLC.

Pace Analytical Services, LLC
9800 Kincey Ave. Suite 100
Huntersville, NC 28078
(704)875-9092

CERTIFICATIONS

Project: CPC Huntersville/2020-L1-2448
Pace Project No.: 92548816

Pace Analytical Services Charlotte
9800 Kincey Ave. Ste 100, Huntersville, NC 28078
Louisiana/NELAP Certification # LA170028
North Carolina Drinking Water Certification #: 37706
North Carolina Field Services Certification #: 5342
North Carolina Wastewater Certification #: 12
South Carolina Certification #: 99006001
Florida/NELAP Certification #: E87627
Kentucky UST Certification #: 84
Virginia/VELAP Certification #: 460221

REPORT OF LABORATORY ANALYSIS

This report shall not be reproduced, except in full,
without the written consent of Pace Analytical Services, LLC.

Pace Analytical Services, LLC
9800 Kincey Ave. Suite 100
Huntersville, NC 28078
(704)875-9092

SAMPLE SUMMARY

Project: CPC Huntersville/2020-L1-2448
Pace Project No.: 92548816

Lab ID	Sample ID	Matrix	Date Collected	Date Received
92548816001	**AC0A (0-2')**	Solid	07/08/21 13:50	07/09/21 13:42
92548816002	**AC0A (20-22')**	Solid	07/08/21 13:55	07/09/21 13:42
92548816003	**AC0A (42-44')**	Solid	07/08/21 14:00	07/09/21 13:42
92548816004	**ADO (0-2')**	Solid	07/08/21 15:10	07/09/21 13:42
92548816005	**ADO (20-22')**	Solid	07/08/21 15:15	07/09/21 13:42
92548816006	**ADO (44-46')**	Solid	07/08/21 15:20	07/09/21 13:42
92548816007	**AD4 (0-2')**	Solid	07/08/21 17:00	07/09/21 13:42
92548816008	**AD4 (22-24')**	Solid	07/08/21 17:05	07/09/21 13:42
92548816009	**AD4 (36-38.5')**	Solid	07/08/21 17:10	07/09/21 13:42

This report shall not be reproduced, except in full,
without the written consent of Pace Analytical Services, LLC.

Pace Analytical Services, LLC
9800 Kincey Ave. Suite 100
Huntersville, NC 28078
(704)875-9092

SAMPLE ANALYTE COUNT

Project: CPC Huntersville/2020-L1-2448
Pace Project No.: 92548816

Lab ID	Sample ID	Method	Analysts	Analytes Reported	Laboratory
92548816001	**AC0A (0-2')**	MADEP VPH	MAD	6	PASI-C
		EPA 8260D	SAS	70	PASI-C
		SW-846	KDF	1	PASI-C
92548816002	**AC0A (20-22')**	MADEP VPH	MAD	6	PASI-C
		EPA 8260D	SAS	70	PASI-C
		SW-846	KDF	1	PASI-C
92548816003	**AC0A (42-44')**	MADEP VPH	MAD	6	PASI-C
		EPA 8260D	SAS	70	PASI-C
		SW-846	KDF	1	PASI-C
92548816004	**ADO (0-2')**	MADEP VPH	MAD	6	PASI-C
		EPA 8260D	SAS	70	PASI-C
		SW-846	KDF	1	PASI-C
92548816005	**ADO (20-22')**	MADEP VPH	MAD	6	PASI-C
		EPA 8260D	SAS	70	PASI-C
		SW-846	KDF	1	PASI-C
92548816006	**ADO (44-46')**	MADEP VPH	MAD	6	PASI-C
		EPA 8260D	SAS	70	PASI-C
		SW-846	KDF	1	PASI-C
92548816007	**AD4 (0-2')**	MADEP VPH	MAD	6	PASI-C
		EPA 8260D	SAS	70	PASI-C
		SW-846	KDF	1	PASI-C
92548816008	**AD4 (22-24')**	MADEP VPH	MAD	6	PASI-C
		EPA 8260D	SAS	70	PASI-C
		SW-846	KDF	1	PASI-C
92548816009	**AD4 (36-38.5')**	MADEP VPH	MAD	6	PASI-C
		EPA 8260D	SAS	70	PASI-C
		SW-846	KDF	1	PASI-C

PASI-C = Pace Analytical Services - Charlotte

This report shall not be reproduced, except in full,
without the written consent of Pace Analytical Services, LLC.

Pace Analytical Services, LLC
9800 Kincey Ave. Suite 100
Huntersville, NC 28078
(704)875-9092

ANALYTICAL RESULTS

Project: CPC Huntersville/2020-L1-2448
Pace Project No.: 92548816

Sample: AC0A (0-2') **Lab ID: 92548816001** Collected: 07/08/21 13:50 Received: 07/09/21 13:42 Matrix: Solid

Results reported on a "dry weight" basis and are adjusted for percent moisture, sample size and any dilutions.

Parameters	Results	Units	Report Limit	MDL	DF	Prepared	Analyzed	CAS No.	Qual
VPH NC Soil	Analytical Method: MADEP VPH Preparation Method: MADEP VPH Pace Analytical Services - Charlotte								
Total VPH (C5-C12)	**43.4**	mg/kg	4.0	4.0	1	07/15/21 14:29	07/16/21 04:21		N2
Aliphatic (C05-C08)	ND	mg/kg	4.0	4.0	1	07/15/21 14:29	07/16/21 04:21		N2
Aliphatic(C09-C12) Adjusted	**17.4**	mg/kg	4.0	4.0	1	07/15/21 14:29	07/16/21 04:21		N2
Aromatic (C09-C10)	**23.1**	mg/kg	4.0	4.0	1	07/15/21 14:29	07/16/21 04:21		N2
Surrogates									
4-Bromofluorobenzene (FID) (S)	117	%	70-130		1	07/15/21 14:29	07/16/21 04:21	460-00-4	
4-Bromofluorobenzene (PID) (S)	97	%	70-130		1	07/15/21 14:29	07/16/21 04:21	460-00-4	
8260D/5035A/5030B Volatiles	Analytical Method: EPA 8260D Preparation Method: EPA 5035A/5030B Pace Analytical Services - Charlotte								
Acetone	ND	ug/kg	117	37.4	1	07/12/21 14:10	07/13/21 04:08	67-64-1	
Benzene	ND	ug/kg	5.8	2.3	1	07/12/21 14:10	07/13/21 04:08	71-43-2	
Bromobenzene	ND	ug/kg	5.8	1.9	1	07/12/21 14:10	07/13/21 04:08	108-86-1	
Bromochloromethane	ND	ug/kg	5.8	1.7	1	07/12/21 14:10	07/13/21 04:08	74-97-5	
Bromodichloromethane	ND	ug/kg	5.8	2.2	1	07/12/21 14:10	07/13/21 04:08	75-27-4	
Bromoform	ND	ug/kg	5.8	2.1	1	07/12/21 14:10	07/13/21 04:08	75-25-2	
Bromomethane	ND	ug/kg	11.7	9.2	1	07/12/21 14:10	07/13/21 04:08	74-83-9	IK
2-Butanone (MEK)	ND	ug/kg	117	28.0	1	07/12/21 14:10	07/13/21 04:08	78-93-3	
n-Butylbenzene	ND	ug/kg	5.8	2.8	1	07/12/21 14:10	07/13/21 04:08	104-51-8	
sec-Butylbenzene	ND	ug/kg	5.8	2.6	1	07/12/21 14:10	07/13/21 04:08	135-98-8	
tert-Butylbenzene	ND	ug/kg	5.8	2.1	1	07/12/21 14:10	07/13/21 04:08	98-06-6	
Carbon tetrachloride	ND	ug/kg	5.8	2.2	1	07/12/21 14:10	07/13/21 04:08	56-23-5	
Chlorobenzene	ND	ug/kg	5.8	1.1	1	07/12/21 14:10	07/13/21 04:08	108-90-7	
Chloroethane	ND	ug/kg	11.7	4.5	1	07/12/21 14:10	07/13/21 04:08	75-00-3	
Chloroform	ND	ug/kg	5.8	3.5	1	07/12/21 14:10	07/13/21 04:08	67-66-3	
Chloromethane	ND	ug/kg	11.7	4.9	1	07/12/21 14:10	07/13/21 04:08	74-87-3	
2-Chlorotoluene	ND	ug/kg	5.8	2.1	1	07/12/21 14:10	07/13/21 04:08	95-49-8	
4-Chlorotoluene	ND	ug/kg	5.8	1.0	1	07/12/21 14:10	07/13/21 04:08	106-43-4	
1,2-Dibromo-3-chloropropane	ND	ug/kg	5.8	2.3	1	07/12/21 14:10	07/13/21 04:08	96-12-8	
Dibromochloromethane	ND	ug/kg	5.8	3.3	1	07/12/21 14:10	07/13/21 04:08	124-48-1	
1,2-Dibromoethane (EDB)	ND	ug/kg	5.8	2.6	1	07/12/21 14:10	07/13/21 04:08	106-93-4	
Dibromomethane	ND	ug/kg	5.8	1.2	1	07/12/21 14:10	07/13/21 04:08	74-95-3	
1,2-Dichlorobenzene	ND	ug/kg	5.8	2.1	1	07/12/21 14:10	07/13/21 04:08	95-50-1	
1,3-Dichlorobenzene	ND	ug/kg	5.8	1.8	1	07/12/21 14:10	07/13/21 04:08	541-73-1	
1,4-Dichlorobenzene	ND	ug/kg	5.8	1.5	1	07/12/21 14:10	07/13/21 04:08	106-46-7	
Dichlorodifluoromethane	ND	ug/kg	11.7	2.5	1	07/12/21 14:10	07/13/21 04:08	75-71-8	
1,1-Dichloroethane	ND	ug/kg	5.8	2.4	1	07/12/21 14:10	07/13/21 04:08	75-34-3	
1,2-Dichloroethane	ND	ug/kg	5.8	3.9	1	07/12/21 14:10	07/13/21 04:08	107-06-2	
1,1-Dichloroethene	ND	ug/kg	5.8	2.4	1	07/12/21 14:10	07/13/21 04:08	75-35-4	
cis-1,2-Dichloroethene	ND	ug/kg	5.8	2.0	1	07/12/21 14:10	07/13/21 04:08	156-59-2	
trans-1,2-Dichloroethene	ND	ug/kg	5.8	2.0	1	07/12/21 14:10	07/13/21 04:08	156-60-5	
1,2-Dichloropropane	ND	ug/kg	5.8	1.7	1	07/12/21 14:10	07/13/21 04:08	78-87-5	
1,3-Dichloropropane	ND	ug/kg	5.8	1.8	1	07/12/21 14:10	07/13/21 04:08	142-28-9	
2,2-Dichloropropane	ND	ug/kg	5.8	1.9	1	07/12/21 14:10	07/13/21 04:08	594-20-7	

REPORT OF LABORATORY ANALYSIS

This report shall not be reproduced, except in full,
without the written consent of Pace Analytical Services, LLC.

Pace Analytical Services, LLC
9800 Kincey Ave. Suite 100
Huntersville, NC 28078
(704)875-9092

ANALYTICAL RESULTS

Project: CPC Huntersville/2020-L1-2448
Pace Project No.: 92548816

Sample: AC0A (0-2') **Lab ID: 92548816001** Collected: 07/08/21 13:50 Received: 07/09/21 13:42 Matrix: Solid

Results reported on a "dry weight" basis and are adjusted for percent moisture, sample size and any dilutions.

Parameters	Results	Units	Report Limit	MDL	DF	Prepared	Analyzed	CAS No.	Qual
8260D/5035A/5030B Volatiles	Analytical Method: EPA 8260D Preparation Method: EPA 5035A/5030B Pace Analytical Services - Charlotte								
1,1-Dichloropropene	ND	ug/kg	5.8	2.8	1	07/12/21 14:10	07/13/21 04:08	563-58-6	
cis-1,3-Dichloropropene	ND	ug/kg	5.8	1.6	1	07/12/21 14:10	07/13/21 04:08	10061-01-5	
trans-1,3-Dichloropropene	ND	ug/kg	5.8	2.0	1	07/12/21 14:10	07/13/21 04:08	10061-02-6	
Diisopropyl ether	ND	ug/kg	5.8	1.6	1	07/12/21 14:10	07/13/21 04:08	108-20-3	
Ethylbenzene	ND	ug/kg	5.8	2.7	1	07/12/21 14:10	07/13/21 04:08	100-41-4	
Hexachloro-1,3-butadiene	ND	ug/kg	11.7	9.5	1	07/12/21 14:10	07/13/21 04:08	87-68-3	
2-Hexanone	ND	ug/kg	58.3	5.6	1	07/12/21 14:10	07/13/21 04:08	591-78-6	
Isopropylbenzene (Cumene)	ND	ug/kg	5.8	2.0	1	07/12/21 14:10	07/13/21 04:08	98-82-8	
p-Isopropyltoluene	**25.0**	ug/kg	5.8	2.9	1	07/12/21 14:10	07/13/21 04:08	99-87-6	
Methylene Chloride	ND	ug/kg	23.3	16.0	1	07/12/21 14:10	07/13/21 04:08	75-09-2	
4-Methyl-2-pentanone (MIBK)	ND	ug/kg	58.3	5.6	1	07/12/21 14:10	07/13/21 04:08	108-10-1	
Methyl-tert-butyl ether	ND	ug/kg	5.8	2.2	1	07/12/21 14:10	07/13/21 04:08	1634-04-4	
Naphthalene	ND	ug/kg	5.8	3.1	1	07/12/21 14:10	07/13/21 04:08	91-20-3	
n-Propylbenzene	ND	ug/kg	5.8	2.1	1	07/12/21 14:10	07/13/21 04:08	103-65-1	
Styrene	ND	ug/kg	5.8	1.5	1	07/12/21 14:10	07/13/21 04:08	100-42-5	
1,1,1,2-Tetrachloroethane	ND	ug/kg	5.8	2.2	1	07/12/21 14:10	07/13/21 04:08	630-20-6	
1,1,2,2-Tetrachloroethane	ND	ug/kg	5.8	1.5	1	07/12/21 14:10	07/13/21 04:08	79-34-5	
Tetrachloroethene	ND	ug/kg	5.8	1.8	1	07/12/21 14:10	07/13/21 04:08	127-18-4	
Toluene	ND	ug/kg	5.8	1.7	1	07/12/21 14:10	07/13/21 04:08	108-88-3	
1,2,3-Trichlorobenzene	ND	ug/kg	5.8	4.7	1	07/12/21 14:10	07/13/21 04:08	87-61-6	
1,2,4-Trichlorobenzene	ND	ug/kg	5.8	4.9	1	07/12/21 14:10	07/13/21 04:08	120-82-1	
1,1,1-Trichloroethane	ND	ug/kg	5.8	3.0	1	07/12/21 14:10	07/13/21 04:08	71-55-6	
1,1,2-Trichloroethane	ND	ug/kg	5.8	1.9	1	07/12/21 14:10	07/13/21 04:08	79-00-5	
Trichloroethene	ND	ug/kg	5.8	1.5	1	07/12/21 14:10	07/13/21 04:08	79-01-6	
Trichlorofluoromethane	ND	ug/kg	5.8	3.2	1	07/12/21 14:10	07/13/21 04:08	75-69-4	
1,2,3-Trichloropropane	ND	ug/kg	5.8	2.9	1	07/12/21 14:10	07/13/21 04:08	96-18-4	
1,2,4-Trimethylbenzene	ND	ug/kg	5.8	1.6	1	07/12/21 14:10	07/13/21 04:08	95-63-6	
1,3,5-Trimethylbenzene	ND	ug/kg	5.8	2.0	1	07/12/21 14:10	07/13/21 04:08	108-67-8	
Vinyl acetate	ND	ug/kg	58.3	4.2	1	07/12/21 14:10	07/13/21 04:08	108-05-4	
Vinyl chloride	ND	ug/kg	11.7	3.0	1	07/12/21 14:10	07/13/21 04:08	75-01-4	
Xylene (Total)	ND	ug/kg	11.7	3.3	1	07/12/21 14:10	07/13/21 04:08	1330-20-7	
m&p-Xylene	ND	ug/kg	11.7	4.0	1	07/12/21 14:10	07/13/21 04:08	179601-23-1	
o-Xylene	ND	ug/kg	5.8	2.6	1	07/12/21 14:10	07/13/21 04:08	95-47-6	
Surrogates									
Toluene-d8 (S)	101	%	70-130		1	07/12/21 14:10	07/13/21 04:08	2037-26-5	
4-Bromofluorobenzene (S)	100	%	69-134		1	07/12/21 14:10	07/13/21 04:08	460-00-4	
1,2-Dichloroethane-d4 (S)	105	%	70-130		1	07/12/21 14:10	07/13/21 04:08	17060-07-0	
Percent Moisture	Analytical Method: SW-846 Pace Analytical Services - Charlotte								
Percent Moisture	**20.9**	%	0.10	0.10	1		07/12/21 12:33		N2

REPORT OF LABORATORY ANALYSIS

This report shall not be reproduced, except in full,
without the written consent of Pace Analytical Services, LLC.

Pace Analytical Services, LLC
9800 Kincey Ave. Suite 100
Huntersville, NC 28078
(704)875-9092

ANALYTICAL RESULTS

Project: CPC Huntersville/2020-L1-2448
Pace Project No.: 92548816

Sample: AC0A (20-22') **Lab ID: 92548816002** Collected: 07/08/21 13:55 Received: 07/09/21 13:42 Matrix: Solid

Results reported on a "dry weight" basis and are adjusted for percent moisture, sample size and any dilutions.

Parameters	Results	Units	Report Limit	MDL	DF	Prepared	Analyzed	CAS No.	Qual
VPH NC Soil	Analytical Method: MADEP VPH Preparation Method: MADEP VPH Pace Analytical Services - Charlotte								
Total VPH (C5-C12)	ND	mg/kg	2.9	2.9	1	07/15/21 14:29	07/16/21 08:09		N2
Aliphatic (C05-C08)	ND	mg/kg	2.9	2.9	1	07/15/21 14:29	07/16/21 08:09		N2
Aliphatic(C09-C12) Adjusted	ND	mg/kg	2.9	2.9	1	07/15/21 14:29	07/16/21 08:09		N2
Aromatic (C09-C10)	ND	mg/kg	2.9	2.9	1	07/15/21 14:29	07/16/21 08:09		N2
Surrogates									
4-Bromofluorobenzene (FID) (S)	95	%	70-130		1	07/15/21 14:29	07/16/21 08:09	460-00-4	
4-Bromofluorobenzene (PID) (S)	88	%	70-130		1	07/15/21 14:29	07/16/21 08:09	460-00-4	
8260D/5035A/5030B Volatiles	Analytical Method: EPA 8260D Preparation Method: EPA 5035A/5030B Pace Analytical Services - Charlotte								
Acetone	ND	ug/kg	105	33.8	1	07/12/21 14:10	07/13/21 04:26	67-64-1	
Benzene	**17.6**	ug/kg	5.3	2.1	1	07/12/21 14:10	07/13/21 04:26	71-43-2	
Bromobenzene	ND	ug/kg	5.3	1.7	1	07/12/21 14:10	07/13/21 04:26	108-86-1	
Bromochloromethane	ND	ug/kg	5.3	1.6	1	07/12/21 14:10	07/13/21 04:26	74-97-5	
Bromodichloromethane	ND	ug/kg	5.3	2.0	1	07/12/21 14:10	07/13/21 04:26	75-27-4	
Bromoform	ND	ug/kg	5.3	1.9	1	07/12/21 14:10	07/13/21 04:26	75-25-2	
Bromomethane	ND	ug/kg	10.5	8.3	1	07/12/21 14:10	07/13/21 04:26	74-83-9	IK
2-Butanone (MEK)	ND	ug/kg	105	25.3	1	07/12/21 14:10	07/13/21 04:26	78-93-3	
n-Butylbenzene	ND	ug/kg	5.3	2.5	1	07/12/21 14:10	07/13/21 04:26	104-51-8	
sec-Butylbenzene	ND	ug/kg	5.3	2.3	1	07/12/21 14:10	07/13/21 04:26	135-98-8	
tert-Butylbenzene	ND	ug/kg	5.3	1.9	1	07/12/21 14:10	07/13/21 04:26	98-06-6	
Carbon tetrachloride	ND	ug/kg	5.3	2.0	1	07/12/21 14:10	07/13/21 04:26	56-23-5	
Chlorobenzene	ND	ug/kg	5.3	1.0	1	07/12/21 14:10	07/13/21 04:26	108-90-7	
Chloroethane	ND	ug/kg	10.5	4.1	1	07/12/21 14:10	07/13/21 04:26	75-00-3	
Chloroform	ND	ug/kg	5.3	3.2	1	07/12/21 14:10	07/13/21 04:26	67-66-3	
Chloromethane	ND	ug/kg	10.5	4.4	1	07/12/21 14:10	07/13/21 04:26	74-87-3	
2-Chlorotoluene	ND	ug/kg	5.3	1.9	1	07/12/21 14:10	07/13/21 04:26	95-49-8	
4-Chlorotoluene	ND	ug/kg	5.3	0.93	1	07/12/21 14:10	07/13/21 04:26	106-43-4	
1,2-Dibromo-3-chloropropane	ND	ug/kg	5.3	2.0	1	07/12/21 14:10	07/13/21 04:26	96-12-8	
Dibromochloromethane	ND	ug/kg	5.3	3.0	1	07/12/21 14:10	07/13/21 04:26	124-48-1	
1,2-Dibromoethane (EDB)	ND	ug/kg	5.3	2.3	1	07/12/21 14:10	07/13/21 04:26	106-93-4	
Dibromomethane	ND	ug/kg	5.3	1.1	1	07/12/21 14:10	07/13/21 04:26	74-95-3	
1,2-Dichlorobenzene	ND	ug/kg	5.3	1.9	1	07/12/21 14:10	07/13/21 04:26	95-50-1	
1,3-Dichlorobenzene	ND	ug/kg	5.3	1.6	1	07/12/21 14:10	07/13/21 04:26	541-73-1	
1,4-Dichlorobenzene	ND	ug/kg	5.3	1.4	1	07/12/21 14:10	07/13/21 04:26	106-46-7	
Dichlorodifluoromethane	ND	ug/kg	10.5	2.3	1	07/12/21 14:10	07/13/21 04:26	75-71-8	
1,1-Dichloroethane	ND	ug/kg	5.3	2.2	1	07/12/21 14:10	07/13/21 04:26	75-34-3	
1,2-Dichloroethane	ND	ug/kg	5.3	3.5	1	07/12/21 14:10	07/13/21 04:26	107-06-2	
1,1-Dichloroethene	ND	ug/kg	5.3	2.2	1	07/12/21 14:10	07/13/21 04:26	75-35-4	
cis-1,2-Dichloroethene	ND	ug/kg	5.3	1.8	1	07/12/21 14:10	07/13/21 04:26	156-59-2	
trans-1,2-Dichloroethene	ND	ug/kg	5.3	1.8	1	07/12/21 14:10	07/13/21 04:26	156-60-5	
1,2-Dichloropropane	ND	ug/kg	5.3	1.6	1	07/12/21 14:10	07/13/21 04:26	78-87-5	
1,3-Dichloropropane	ND	ug/kg	5.3	1.6	1	07/12/21 14:10	07/13/21 04:26	142-28-9	
2,2-Dichloropropane	ND	ug/kg	5.3	1.7	1	07/12/21 14:10	07/13/21 04:26	594-20-7	

REPORT OF LABORATORY ANALYSIS

This report shall not be reproduced, except in full,
without the written consent of Pace Analytical Services, LLC.

Pace Analytical Services, LLC
9800 Kincey Ave. Suite 100
Huntersville, NC 28078
(704)875-9092

ANALYTICAL RESULTS

Project: CPC Huntersville/2020-L1-2448
Pace Project No.: 92548816

Sample: AC0A (20-22') **Lab ID: 92548816002** Collected: 07/08/21 13:55 Received: 07/09/21 13:42 Matrix: Solid

Results reported on a "dry weight" basis and are adjusted for percent moisture, sample size and any dilutions.

Parameters	Results	Units	Report Limit	MDL	DF	Prepared	Analyzed	CAS No.	Qual
8260D/5035A/5030B Volatiles	Analytical Method: EPA 8260D Preparation Method: EPA 5035A/5030B Pace Analytical Services - Charlotte								
1,1-Dichloropropene	ND	ug/kg	5.3	2.5	1	07/12/21 14:10	07/13/21 04:26	563-58-6	
cis-1,3-Dichloropropene	ND	ug/kg	5.3	1.4	1	07/12/21 14:10	07/13/21 04:26	10061-01-5	
trans-1,3-Dichloropropene	ND	ug/kg	5.3	1.8	1	07/12/21 14:10	07/13/21 04:26	10061-02-6	
Diisopropyl ether	**42.3**	ug/kg	5.3	1.4	1	07/12/21 14:10	07/13/21 04:26	108-20-3	
Ethylbenzene	**5.1J**	ug/kg	5.3	2.5	1	07/12/21 14:10	07/13/21 04:26	100-41-4	
Hexachloro-1,3-butadiene	ND	ug/kg	10.5	8.6	1	07/12/21 14:10	07/13/21 04:26	87-68-3	
2-Hexanone	ND	ug/kg	52.6	5.1	1	07/12/21 14:10	07/13/21 04:26	591-78-6	
Isopropylbenzene (Cumene)	ND	ug/kg	5.3	1.8	1	07/12/21 14:10	07/13/21 04:26	98-82-8	
p-Isopropyltoluene	ND	ug/kg	5.3	2.6	1	07/12/21 14:10	07/13/21 04:26	99-87-6	
Methylene Chloride	ND	ug/kg	21.1	14.4	1	07/12/21 14:10	07/13/21 04:26	75-09-2	
4-Methyl-2-pentanone (MIBK)	ND	ug/kg	52.6	5.1	1	07/12/21 14:10	07/13/21 04:26	108-10-1	
Methyl-tert-butyl ether	**14.6**	ug/kg	5.3	2.0	1	07/12/21 14:10	07/13/21 04:26	1634-04-4	
Naphthalene	ND	ug/kg	5.3	2.8	1	07/12/21 14:10	07/13/21 04:26	91-20-3	
n-Propylbenzene	ND	ug/kg	5.3	1.9	1	07/12/21 14:10	07/13/21 04:26	103-65-1	
Styrene	ND	ug/kg	5.3	1.4	1	07/12/21 14:10	07/13/21 04:26	100-42-5	
1,1,1,2-Tetrachloroethane	ND	ug/kg	5.3	2.0	1	07/12/21 14:10	07/13/21 04:26	630-20-6	
1,1,2,2-Tetrachloroethane	ND	ug/kg	5.3	1.4	1	07/12/21 14:10	07/13/21 04:26	79-34-5	
Tetrachloroethene	ND	ug/kg	5.3	1.7	1	07/12/21 14:10	07/13/21 04:26	127-18-4	
Toluene	**48.5**	ug/kg	5.3	1.5	1	07/12/21 14:10	07/13/21 04:26	108-88-3	
1,2,3-Trichlorobenzene	ND	ug/kg	5.3	4.3	1	07/12/21 14:10	07/13/21 04:26	87-61-6	
1,2,4-Trichlorobenzene	ND	ug/kg	5.3	4.4	1	07/12/21 14:10	07/13/21 04:26	120-82-1	
1,1,1-Trichloroethane	ND	ug/kg	5.3	2.7	1	07/12/21 14:10	07/13/21 04:26	71-55-6	
1,1,2-Trichloroethane	ND	ug/kg	5.3	1.7	1	07/12/21 14:10	07/13/21 04:26	79-00-5	
Trichloroethene	ND	ug/kg	5.3	1.4	1	07/12/21 14:10	07/13/21 04:26	79-01-6	
Trichlorofluoromethane	ND	ug/kg	5.3	2.9	1	07/12/21 14:10	07/13/21 04:26	75-69-4	
1,2,3-Trichloropropane	ND	ug/kg	5.3	2.7	1	07/12/21 14:10	07/13/21 04:26	96-18-4	
1,2,4-Trimethylbenzene	**5.7**	ug/kg	5.3	1.4	1	07/12/21 14:10	07/13/21 04:26	95-63-6	
1,3,5-Trimethylbenzene	ND	ug/kg	5.3	1.8	1	07/12/21 14:10	07/13/21 04:26	108-67-8	
Vinyl acetate	ND	ug/kg	52.6	3.8	1	07/12/21 14:10	07/13/21 04:26	108-05-4	
Vinyl chloride	ND	ug/kg	10.5	2.7	1	07/12/21 14:10	07/13/21 04:26	75-01-4	
Xylene (Total)	**25.8**	ug/kg	10.5	3.0	1	07/12/21 14:10	07/13/21 04:26	1330-20-7	
m&p-Xylene	**18.4**	ug/kg	10.5	3.6	1	07/12/21 14:10	07/13/21 04:26	179601-23-1	
o-Xylene	**7.4**	ug/kg	5.3	2.3	1	07/12/21 14:10	07/13/21 04:26	95-47-6	
Surrogates									
Toluene-d8 (S)	101	%	70-130		1	07/12/21 14:10	07/13/21 04:26	2037-26-5	
4-Bromofluorobenzene (S)	98	%	69-134		1	07/12/21 14:10	07/13/21 04:26	460-00-4	
1,2-Dichloroethane-d4 (S)	103	%	70-130		1	07/12/21 14:10	07/13/21 04:26	17060-07-0	
Percent Moisture	Analytical Method: SW-846 Pace Analytical Services - Charlotte								
Percent Moisture	**12.4**	%	0.10	0.10	1		07/12/21 12:33		N2

REPORT OF LABORATORY ANALYSIS

This report shall not be reproduced, except in full,
without the written consent of Pace Analytical Services, LLC.

Pace Analytical Services, LLC
9800 Kincey Ave. Suite 100
Huntersville, NC 28078
(704)875-9092

ANALYTICAL RESULTS

Project: CPC Huntersville/2020-L1-2448
Pace Project No.: 92548816

Sample: AC0A (42-44') **Lab ID: 92548816003** Collected: 07/08/21 14:00 Received: 07/09/21 13:42 Matrix: Solid

Results reported on a "dry weight" basis and are adjusted for percent moisture, sample size and any dilutions.

Parameters	Results	Units	Report Limit	MDL	DF	Prepared	Analyzed	CAS No.	Qual
VPH NC Soil	Analytical Method: MADEP VPH Preparation Method: MADEP VPH Pace Analytical Services - Charlotte								
Total VPH (C5-C12)	**37.8**	mg/kg	2.9	2.9	1	07/15/21 14:29	07/16/21 08:37		N2
Aliphatic (C05-C08)	**26.0**	mg/kg	2.9	2.9	1	07/15/21 14:29	07/16/21 08:37		N2
Aliphatic(C09-C12) Adjusted	**9.3**	mg/kg	2.9	2.9	1	07/15/21 14:29	07/16/21 08:37		N2
Aromatic (C09-C10)	ND	mg/kg	2.9	2.9	1	07/15/21 14:29	07/16/21 08:37		N2
Surrogates									
4-Bromofluorobenzene (FID) (S)	96	%	70-130		1	07/15/21 14:29	07/16/21 08:37	460-00-4	
4-Bromofluorobenzene (PID) (S)	88	%	70-130		1	07/15/21 14:29	07/16/21 08:37	460-00-4	
8260D/5035A/5030B Volatiles	Analytical Method: EPA 8260D Preparation Method: EPA 5035A/5030B Pace Analytical Services - Charlotte								
Acetone	ND	ug/kg	116	37.2	1	07/13/21 10:49	07/13/21 13:06	67-64-1	
Benzene	**291**	ug/kg	5.8	2.3	1	07/13/21 10:49	07/13/21 13:06	71-43-2	
Bromobenzene	ND	ug/kg	5.8	1.9	1	07/13/21 10:49	07/13/21 13:06	108-86-1	
Bromochloromethane	ND	ug/kg	5.8	1.7	1	07/13/21 10:49	07/13/21 13:06	74-97-5	
Bromodichloromethane	ND	ug/kg	5.8	2.2	1	07/13/21 10:49	07/13/21 13:06	75-27-4	
Bromoform	ND	ug/kg	5.8	2.0	1	07/13/21 10:49	07/13/21 13:06	75-25-2	
Bromomethane	ND	ug/kg	11.6	9.1	1	07/13/21 10:49	07/13/21 13:06	74-83-9	IK
2-Butanone (MEK)	**211**	ug/kg	116	27.8	1	07/13/21 10:49	07/13/21 13:06	78-93-3	
n-Butylbenzene	**159**	ug/kg	5.8	2.7	1	07/13/21 10:49	07/13/21 13:06	104-51-8	
sec-Butylbenzene	ND	ug/kg	5.8	2.5	1	07/13/21 10:49	07/13/21 13:06	135-98-8	
tert-Butylbenzene	ND	ug/kg	5.8	2.1	1	07/13/21 10:49	07/13/21 13:06	98-06-6	
Carbon tetrachloride	ND	ug/kg	5.8	2.2	1	07/13/21 10:49	07/13/21 13:06	56-23-5	
Chlorobenzene	ND	ug/kg	5.8	1.1	1	07/13/21 10:49	07/13/21 13:06	108-90-7	
Chloroethane	ND	ug/kg	11.6	4.5	1	07/13/21 10:49	07/13/21 13:06	75-00-3	
Chloroform	ND	ug/kg	5.8	3.5	1	07/13/21 10:49	07/13/21 13:06	67-66-3	
Chloromethane	ND	ug/kg	11.6	4.9	1	07/13/21 10:49	07/13/21 13:06	74-87-3	
2-Chlorotoluene	ND	ug/kg	5.8	2.0	1	07/13/21 10:49	07/13/21 13:06	95-49-8	
4-Chlorotoluene	ND	ug/kg	5.8	1.0	1	07/13/21 10:49	07/13/21 13:06	106-43-4	
1,2-Dibromo-3-chloropropane	ND	ug/kg	5.8	2.2	1	07/13/21 10:49	07/13/21 13:06	96-12-8	v2
Dibromochloromethane	ND	ug/kg	5.8	3.3	1	07/13/21 10:49	07/13/21 13:06	124-48-1	
1,2-Dibromoethane (EDB)	ND	ug/kg	5.8	2.5	1	07/13/21 10:49	07/13/21 13:06	106-93-4	
Dibromomethane	ND	ug/kg	5.8	1.2	1	07/13/21 10:49	07/13/21 13:06	74-95-3	
1,2-Dichlorobenzene	ND	ug/kg	5.8	2.1	1	07/13/21 10:49	07/13/21 13:06	95-50-1	
1,3-Dichlorobenzene	ND	ug/kg	5.8	1.8	1	07/13/21 10:49	07/13/21 13:06	541-73-1	
1,4-Dichlorobenzene	ND	ug/kg	5.8	1.5	1	07/13/21 10:49	07/13/21 13:06	106-46-7	
Dichlorodifluoromethane	ND	ug/kg	11.6	2.5	1	07/13/21 10:49	07/13/21 13:06	75-71-8	
1,1-Dichloroethane	**5.6J**	ug/kg	5.8	2.4	1	07/13/21 10:49	07/13/21 13:06	75-34-3	
1,2-Dichloroethane	ND	ug/kg	5.8	3.8	1	07/13/21 10:49	07/13/21 13:06	107-06-2	
1,1-Dichloroethene	ND	ug/kg	5.8	2.4	1	07/13/21 10:49	07/13/21 13:06	75-35-4	
cis-1,2-Dichloroethene	ND	ug/kg	5.8	2.0	1	07/13/21 10:49	07/13/21 13:06	156-59-2	
trans-1,2-Dichloroethene	ND	ug/kg	5.8	2.0	1	07/13/21 10:49	07/13/21 13:06	156-60-5	
1,2-Dichloropropane	ND	ug/kg	5.8	1.7	1	07/13/21 10:49	07/13/21 13:06	78-87-5	
1,3-Dichloropropane	ND	ug/kg	5.8	1.8	1	07/13/21 10:49	07/13/21 13:06	142-28-9	
2,2-Dichloropropane	ND	ug/kg	5.8	1.9	1	07/13/21 10:49	07/13/21 13:06	594-20-7	

REPORT OF LABORATORY ANALYSIS

This report shall not be reproduced, except in full,
without the written consent of Pace Analytical Services, LLC.

Pace Analytical Services, LLC
9800 Kincey Ave. Suite 100
Huntersville, NC 28078
(704)875-9092

ANALYTICAL RESULTS

Project: CPC Huntersville/2020-L1-2448
Pace Project No.: 92548816

Sample: AC0A (42-44') **Lab ID: 92548816003** Collected: 07/08/21 14:00 Received: 07/09/21 13:42 Matrix: Solid

Results reported on a "dry weight" basis and are adjusted for percent moisture, sample size and any dilutions.

Parameters	Results	Units	Report Limit	MDL	DF	Prepared	Analyzed	CAS No.	Qual
8260D/5035A/5030B Volatiles	Analytical Method: EPA 8260D Preparation Method: EPA 5035A/5030B Pace Analytical Services - Charlotte								
1,1-Dichloropropene	ND	ug/kg	5.8	2.8	1	07/13/21 10:49	07/13/21 13:06	563-58-6	
cis-1,3-Dichloropropene	ND	ug/kg	5.8	1.6	1	07/13/21 10:49	07/13/21 13:06	10061-01-5	
trans-1,3-Dichloropropene	ND	ug/kg	5.8	2.0	1	07/13/21 10:49	07/13/21 13:06	10061-02-6	
Diisopropyl ether	**101**	ug/kg	5.8	1.6	1	07/13/21 10:49	07/13/21 13:06	108-20-3	
Ethylbenzene	**1460**	ug/kg	5.8	2.7	1	07/13/21 10:49	07/13/21 13:06	100-41-4	
Hexachloro-1,3-butadiene	ND	ug/kg	11.6	9.5	1	07/13/21 10:49	07/13/21 13:06	87-68-3	
2-Hexanone	ND	ug/kg	57.9	5.6	1	07/13/21 10:49	07/13/21 13:06	591-78-6	
Isopropylbenzene (Cumene)	**135**	ug/kg	5.8	2.0	1	07/13/21 10:49	07/13/21 13:06	98-82-8	
p-Isopropyltoluene	**143**	ug/kg	5.8	2.8	1	07/13/21 10:49	07/13/21 13:06	99-87-6	
Methylene Chloride	ND	ug/kg	23.2	15.9	1	07/13/21 10:49	07/13/21 13:06	75-09-2	
4-Methyl-2-pentanone (MIBK)	**86.0**	ug/kg	57.9	5.6	1	07/13/21 10:49	07/13/21 13:06	108-10-1	
Methyl-tert-butyl ether	ND	ug/kg	5.8	2.2	1	07/13/21 10:49	07/13/21 13:06	1634-04-4	
Naphthalene	**427**	ug/kg	5.8	3.0	1	07/13/21 10:49	07/13/21 13:06	91-20-3	
n-Propylbenzene	ND	ug/kg	5.8	2.1	1	07/13/21 10:49	07/13/21 13:06	103-65-1	
Styrene	**65.9**	ug/kg	5.8	1.5	1	07/13/21 10:49	07/13/21 13:06	100-42-5	
1,1,1,2-Tetrachloroethane	ND	ug/kg	5.8	2.2	1	07/13/21 10:49	07/13/21 13:06	630-20-6	
1,1,2,2-Tetrachloroethane	ND	ug/kg	5.8	1.5	1	07/13/21 10:49	07/13/21 13:06	79-34-5	
Tetrachloroethene	ND	ug/kg	5.8	1.8	1	07/13/21 10:49	07/13/21 13:06	127-18-4	
Toluene	**2930**	ug/kg	5.8	1.6	1	07/13/21 10:49	07/13/21 13:06	108-88-3	
1,2,3-Trichlorobenzene	ND	ug/kg	5.8	4.7	1	07/13/21 10:49	07/13/21 13:06	87-61-6	
1,2,4-Trichlorobenzene	ND	ug/kg	5.8	4.9	1	07/13/21 10:49	07/13/21 13:06	120-82-1	
1,1,1-Trichloroethane	ND	ug/kg	5.8	3.0	1	07/13/21 10:49	07/13/21 13:06	71-55-6	
1,1,2-Trichloroethane	ND	ug/kg	5.8	1.9	1	07/13/21 10:49	07/13/21 13:06	79-00-5	
Trichloroethene	ND	ug/kg	5.8	1.5	1	07/13/21 10:49	07/13/21 13:06	79-01-6	
Trichlorofluoromethane	ND	ug/kg	5.8	3.2	1	07/13/21 10:49	07/13/21 13:06	75-69-4	
1,2,3-Trichloropropane	ND	ug/kg	5.8	2.9	1	07/13/21 10:49	07/13/21 13:06	96-18-4	
1,2,4-Trimethylbenzene	**2890**	ug/kg	5.8	1.6	1	07/13/21 10:49	07/13/21 13:06	95-63-6	
1,3,5-Trimethylbenzene	ND	ug/kg	5.8	1.9	1	07/13/21 10:49	07/13/21 13:06	108-67-8	
Vinyl acetate	ND	ug/kg	57.9	4.2	1	07/13/21 10:49	07/13/21 13:06	108-05-4	
Vinyl chloride	ND	ug/kg	11.6	2.9	1	07/13/21 10:49	07/13/21 13:06	75-01-4	
Xylene (Total)	**7830**	ug/kg	11.6	3.3	1	07/13/21 10:49	07/13/21 13:06	1330-20-7	
m&p-Xylene	**5490**	ug/kg	11.6	4.0	1	07/13/21 10:49	07/13/21 13:06	179601-23-1	
o-Xylene	**2340**	ug/kg	5.8	2.6	1	07/13/21 10:49	07/13/21 13:06	95-47-6	
Surrogates									
Toluene-d8 (S)	99	%	70-130		1	07/13/21 10:49	07/13/21 13:06	2037-26-5	
4-Bromofluorobenzene (S)	99	%	69-134		1	07/13/21 10:49	07/13/21 13:06	460-00-4	
1,2-Dichloroethane-d4 (S)	109	%	70-130		1	07/13/21 10:49	07/13/21 13:06	17060-07-0	
Percent Moisture	Analytical Method: SW-846 Pace Analytical Services - Charlotte								
Percent Moisture	**10.8**	%	0.10	0.10	1		07/12/21 12:33		N2

REPORT OF LABORATORY ANALYSIS

This report shall not be reproduced, except in full,
without the written consent of Pace Analytical Services, LLC.

Pace Analytical Services, LLC
9800 Kincey Ave. Suite 100
Huntersville, NC 28078
(704)875-9092

ANALYTICAL RESULTS

Project: CPC Huntersville/2020-L1-2448
Pace Project No.: 92548816

Sample: ADO (0-2') **Lab ID: 92548816004** Collected: 07/08/21 15:10 Received: 07/09/21 13:42 Matrix: Solid

Results reported on a "dry weight" basis and are adjusted for percent moisture, sample size and any dilutions.

Parameters	Results	Units	Report Limit	MDL	DF	Prepared	Analyzed	CAS No.	Qual
VPH NC Soil	Analytical Method: MADEP VPH Preparation Method: MADEP VPH Pace Analytical Services - Charlotte								
Total VPH (C5-C12)	**15.4**	mg/kg	4.3	4.3	1	07/15/21 14:29	07/16/21 04:50		N2
Aliphatic (C05-C08)	ND	mg/kg	4.3	4.3	1	07/15/21 14:29	07/16/21 04:50		N2
Aliphatic(C09-C12) Adjusted	**8.4**	mg/kg	4.3	4.3	1	07/15/21 14:29	07/16/21 04:50		N2
Aromatic (C09-C10)	ND	mg/kg	4.3	4.3	1	07/15/21 14:29	07/16/21 04:50		N2
Surrogates									
4-Bromofluorobenzene (FID) (S)	104	%	70-130		1	07/15/21 14:29	07/16/21 04:50	460-00-4	
4-Bromofluorobenzene (PID) (S)	94	%	70-130		1	07/15/21 14:29	07/16/21 04:50	460-00-4	
8260D/5035A/5030B Volatiles	Analytical Method: EPA 8260D Preparation Method: EPA 5035A/5030B Pace Analytical Services - Charlotte								
Acetone	**68.0J**	ug/kg	182	58.4	1	07/13/21 10:49	07/13/21 16:29	67-64-1	
Benzene	ND	ug/kg	9.1	3.6	1	07/13/21 10:49	07/13/21 16:29	71-43-2	
Bromobenzene	ND	ug/kg	9.1	3.0	1	07/13/21 10:49	07/13/21 16:29	108-86-1	
Bromochloromethane	ND	ug/kg	9.1	2.7	1	07/13/21 10:49	07/13/21 16:29	74-97-5	
Bromodichloromethane	ND	ug/kg	9.1	3.5	1	07/13/21 10:49	07/13/21 16:29	75-27-4	
Bromoform	ND	ug/kg	9.1	3.2	1	07/13/21 10:49	07/13/21 16:29	75-25-2	
Bromomethane	ND	ug/kg	18.2	14.4	1	07/13/21 10:49	07/13/21 16:29	74-83-9	IK
2-Butanone (MEK)	ND	ug/kg	182	43.7	1	07/13/21 10:49	07/13/21 16:29	78-93-3	
n-Butylbenzene	ND	ug/kg	9.1	4.3	1	07/13/21 10:49	07/13/21 16:29	104-51-8	
sec-Butylbenzene	ND	ug/kg	9.1	4.0	1	07/13/21 10:49	07/13/21 16:29	135-98-8	
tert-Butylbenzene	ND	ug/kg	9.1	3.2	1	07/13/21 10:49	07/13/21 16:29	98-06-6	
Carbon tetrachloride	ND	ug/kg	9.1	3.4	1	07/13/21 10:49	07/13/21 16:29	56-23-5	
Chlorobenzene	ND	ug/kg	9.1	1.7	1	07/13/21 10:49	07/13/21 16:29	108-90-7	
Chloroethane	ND	ug/kg	18.2	7.0	1	07/13/21 10:49	07/13/21 16:29	75-00-3	
Chloroform	ND	ug/kg	9.1	5.5	1	07/13/21 10:49	07/13/21 16:29	67-66-3	
Chloromethane	ND	ug/kg	18.2	7.6	1	07/13/21 10:49	07/13/21 16:29	74-87-3	
2-Chlorotoluene	ND	ug/kg	9.1	3.2	1	07/13/21 10:49	07/13/21 16:29	95-49-8	
4-Chlorotoluene	ND	ug/kg	9.1	1.6	1	07/13/21 10:49	07/13/21 16:29	106-43-4	
1,2-Dibromo-3-chloropropane	ND	ug/kg	9.1	3.5	1	07/13/21 10:49	07/13/21 16:29	96-12-8	v2
Dibromochloromethane	ND	ug/kg	9.1	5.1	1	07/13/21 10:49	07/13/21 16:29	124-48-1	
1,2-Dibromoethane (EDB)	ND	ug/kg	9.1	4.0	1	07/13/21 10:49	07/13/21 16:29	106-93-4	
Dibromomethane	ND	ug/kg	9.1	1.9	1	07/13/21 10:49	07/13/21 16:29	74-95-3	
1,2-Dichlorobenzene	ND	ug/kg	9.1	3.3	1	07/13/21 10:49	07/13/21 16:29	95-50-1	
1,3-Dichlorobenzene	ND	ug/kg	9.1	2.8	1	07/13/21 10:49	07/13/21 16:29	541-73-1	
1,4-Dichlorobenzene	ND	ug/kg	9.1	2.4	1	07/13/21 10:49	07/13/21 16:29	106-46-7	
Dichlorodifluoromethane	ND	ug/kg	18.2	3.9	1	07/13/21 10:49	07/13/21 16:29	75-71-8	
1,1-Dichloroethane	ND	ug/kg	9.1	3.7	1	07/13/21 10:49	07/13/21 16:29	75-34-3	
1,2-Dichloroethane	ND	ug/kg	9.1	6.0	1	07/13/21 10:49	07/13/21 16:29	107-06-2	
1,1-Dichloroethene	ND	ug/kg	9.1	3.7	1	07/13/21 10:49	07/13/21 16:29	75-35-4	
cis-1,2-Dichloroethene	ND	ug/kg	9.1	3.1	1	07/13/21 10:49	07/13/21 16:29	156-59-2	
trans-1,2-Dichloroethene	ND	ug/kg	9.1	3.2	1	07/13/21 10:49	07/13/21 16:29	156-60-5	
1,2-Dichloropropane	ND	ug/kg	9.1	2.7	1	07/13/21 10:49	07/13/21 16:29	78-87-5	
1,3-Dichloropropane	ND	ug/kg	9.1	2.8	1	07/13/21 10:49	07/13/21 16:29	142-28-9	
2,2-Dichloropropane	ND	ug/kg	9.1	3.0	1	07/13/21 10:49	07/13/21 16:29	594-20-7	

REPORT OF LABORATORY ANALYSIS

This report shall not be reproduced, except in full,
without the written consent of Pace Analytical Services, LLC.

Pace Analytical Services, LLC
9800 Kincey Ave. Suite 100
Huntersville, NC 28078
(704)875-9092

ANALYTICAL RESULTS

Project: CPC Huntersville/2020-L1-2448
Pace Project No.: 92548816

Sample: ADO (0-2') **Lab ID: 92548816004** Collected: 07/08/21 15:10 Received: 07/09/21 13:42 Matrix: Solid

Results reported on a "dry weight" basis and are adjusted for percent moisture, sample size and any dilutions.

Parameters	Results	Units	Report Limit	MDL	DF	Prepared	Analyzed	CAS No.	Qual
8260D/5035A/5030B Volatiles	Analytical Method: EPA 8260D Preparation Method: EPA 5035A/5030B Pace Analytical Services - Charlotte								
1,1-Dichloropropene	ND	ug/kg	9.1	4.4	1	07/13/21 10:49	07/13/21 16:29	563-58-6	
cis-1,3-Dichloropropene	ND	ug/kg	9.1	2.5	1	07/13/21 10:49	07/13/21 16:29	10061-01-5	
trans-1,3-Dichloropropene	ND	ug/kg	9.1	3.1	1	07/13/21 10:49	07/13/21 16:29	10061-02-6	
Diisopropyl ether	ND	ug/kg	9.1	2.5	1	07/13/21 10:49	07/13/21 16:29	108-20-3	
Ethylbenzene	ND	ug/kg	9.1	4.2	1	07/13/21 10:49	07/13/21 16:29	100-41-4	
Hexachloro-1,3-butadiene	ND	ug/kg	18.2	14.9	1	07/13/21 10:49	07/13/21 16:29	87-68-3	
2-Hexanone	ND	ug/kg	91.0	8.8	1	07/13/21 10:49	07/13/21 16:29	591-78-6	
Isopropylbenzene (Cumene)	ND	ug/kg	9.1	3.1	1	07/13/21 10:49	07/13/21 16:29	98-82-8	
p-Isopropyltoluene	**63.7**	ug/kg	9.1	4.5	1	07/13/21 10:49	07/13/21 16:29	99-87-6	
Methylene Chloride	ND	ug/kg	36.4	24.9	1	07/13/21 10:49	07/13/21 16:29	75-09-2	
4-Methyl-2-pentanone (MIBK)	ND	ug/kg	91.0	8.8	1	07/13/21 10:49	07/13/21 16:29	108-10-1	
Methyl-tert-butyl ether	ND	ug/kg	9.1	3.4	1	07/13/21 10:49	07/13/21 16:29	1634-04-4	
Naphthalene	**9.4**	ug/kg	9.1	4.8	1	07/13/21 10:49	07/13/21 16:29	91-20-3	
n-Propylbenzene	ND	ug/kg	9.1	3.2	1	07/13/21 10:49	07/13/21 16:29	103-65-1	
Styrene	ND	ug/kg	9.1	2.4	1	07/13/21 10:49	07/13/21 16:29	100-42-5	
1,1,1,2-Tetrachloroethane	ND	ug/kg	9.1	3.5	1	07/13/21 10:49	07/13/21 16:29	630-20-6	
1,1,2,2-Tetrachloroethane	ND	ug/kg	9.1	2.4	1	07/13/21 10:49	07/13/21 16:29	79-34-5	
Tetrachloroethene	ND	ug/kg	9.1	2.9	1	07/13/21 10:49	07/13/21 16:29	127-18-4	
Toluene	**12.6**	ug/kg	9.1	2.6	1	07/13/21 10:49	07/13/21 16:29	108-88-3	
1,2,3-Trichlorobenzene	ND	ug/kg	9.1	7.4	1	07/13/21 10:49	07/13/21 16:29	87-61-6	
1,2,4-Trichlorobenzene	ND	ug/kg	9.1	7.6	1	07/13/21 10:49	07/13/21 16:29	120-82-1	
1,1,1-Trichloroethane	ND	ug/kg	9.1	4.7	1	07/13/21 10:49	07/13/21 16:29	71-55-6	
1,1,2-Trichloroethane	ND	ug/kg	9.1	3.0	1	07/13/21 10:49	07/13/21 16:29	79-00-5	
Trichloroethene	ND	ug/kg	9.1	2.3	1	07/13/21 10:49	07/13/21 16:29	79-01-6	
Trichlorofluoromethane	ND	ug/kg	9.1	5.0	1	07/13/21 10:49	07/13/21 16:29	75-69-4	
1,2,3-Trichloropropane	ND	ug/kg	9.1	4.6	1	07/13/21 10:49	07/13/21 16:29	96-18-4	
1,2,4-Trimethylbenzene	**31.1**	ug/kg	9.1	2.5	1	07/13/21 10:49	07/13/21 16:29	95-63-6	
1,3,5-Trimethylbenzene	ND	ug/kg	9.1	3.1	1	07/13/21 10:49	07/13/21 16:29	108-67-8	
Vinyl acetate	ND	ug/kg	91.0	6.6	1	07/13/21 10:49	07/13/21 16:29	108-05-4	
Vinyl chloride	ND	ug/kg	18.2	4.6	1	07/13/21 10:49	07/13/21 16:29	75-01-4	
Xylene (Total)	**44.8**	ug/kg	18.2	5.2	1	07/13/21 10:49	07/13/21 16:29	1330-20-7	
m&p-Xylene	**30.0**	ug/kg	18.2	6.2	1	07/13/21 10:49	07/13/21 16:29	179601-23-1	
o-Xylene	**14.8**	ug/kg	9.1	4.0	1	07/13/21 10:49	07/13/21 16:29	95-47-6	
Surrogates									
Toluene-d8 (S)	102	%	70-130		1	07/13/21 10:49	07/13/21 16:29	2037-26-5	
4-Bromofluorobenzene (S)	100	%	69-134		1	07/13/21 10:49	07/13/21 16:29	460-00-4	
1,2-Dichloroethane-d4 (S)	106	%	70-130		1	07/13/21 10:49	07/13/21 16:29	17060-07-0	
Percent Moisture	Analytical Method: SW-846 Pace Analytical Services - Charlotte								
Percent Moisture	**22.5**	%	0.10	0.10	1		07/12/21 12:33		N2

REPORT OF LABORATORY ANALYSIS

This report shall not be reproduced, except in full,
without the written consent of Pace Analytical Services, LLC.

Pace Analytical Services, LLC
9800 Kincey Ave. Suite 100
Huntersville, NC 28078
(704)875-9092

ANALYTICAL RESULTS

Project: CPC Huntersville/2020-L1-2448
Pace Project No.: 92548816

Sample: ADO (20-22') **Lab ID: 92548816005** Collected: 07/08/21 15:15 Received: 07/09/21 13:42 Matrix: Solid

Results reported on a "dry weight" basis and are adjusted for percent moisture, sample size and any dilutions.

Parameters	Results	Units	Report Limit	MDL	DF	Prepared	Analyzed	CAS No.	Qual
VPH NC Soil	Analytical Method: MADEP VPH Preparation Method: MADEP VPH Pace Analytical Services - Charlotte								
Total VPH (C5-C12)	ND	mg/kg	3.2	3.2	1	07/15/21 14:29	07/16/21 05:18		N2
Aliphatic (C05-C08)	ND	mg/kg	3.2	3.2	1	07/15/21 14:29	07/16/21 05:18		N2
Aliphatic(C09-C12) Adjusted	ND	mg/kg	3.2	3.2	1	07/15/21 14:29	07/16/21 05:18		N2
Aromatic (C09-C10)	ND	mg/kg	3.2	3.2	1	07/15/21 14:29	07/16/21 05:18		N2
Surrogates									
4-Bromofluorobenzene (FID) (S)	99	%	70-130		1	07/15/21 14:29	07/16/21 05:18	460-00-4	
4-Bromofluorobenzene (PID) (S)	91	%	70-130		1	07/15/21 14:29	07/16/21 05:18	460-00-4	
8260D/5035A/5030B Volatiles	Analytical Method: EPA 8260D Preparation Method: EPA 5035A/5030B Pace Analytical Services - Charlotte								
Acetone	ND	ug/kg	126	40.4	1	07/13/21 10:49	07/13/21 16:47	67-64-1	
Benzene	**8.2**	ug/kg	6.3	2.5	1	07/13/21 10:49	07/13/21 16:47	71-43-2	
Bromobenzene	ND	ug/kg	6.3	2.1	1	07/13/21 10:49	07/13/21 16:47	108-86-1	
Bromochloromethane	ND	ug/kg	6.3	1.9	1	07/13/21 10:49	07/13/21 16:47	74-97-5	
Bromodichloromethane	ND	ug/kg	6.3	2.4	1	07/13/21 10:49	07/13/21 16:47	75-27-4	
Bromoform	ND	ug/kg	6.3	2.2	1	07/13/21 10:49	07/13/21 16:47	75-25-2	
Bromomethane	ND	ug/kg	12.6	9.9	1	07/13/21 10:49	07/13/21 16:47	74-83-9	IK
2-Butanone (MEK)	ND	ug/kg	126	30.2	1	07/13/21 10:49	07/13/21 16:47	78-93-3	
n-Butylbenzene	ND	ug/kg	6.3	3.0	1	07/13/21 10:49	07/13/21 16:47	104-51-8	
sec-Butylbenzene	ND	ug/kg	6.3	2.8	1	07/13/21 10:49	07/13/21 16:47	135-98-8	
tert-Butylbenzene	ND	ug/kg	6.3	2.2	1	07/13/21 10:49	07/13/21 16:47	98-06-6	
Carbon tetrachloride	ND	ug/kg	6.3	2.4	1	07/13/21 10:49	07/13/21 16:47	56-23-5	
Chlorobenzene	ND	ug/kg	6.3	1.2	1	07/13/21 10:49	07/13/21 16:47	108-90-7	
Chloroethane	ND	ug/kg	12.6	4.9	1	07/13/21 10:49	07/13/21 16:47	75-00-3	
Chloroform	ND	ug/kg	6.3	3.8	1	07/13/21 10:49	07/13/21 16:47	67-66-3	
Chloromethane	ND	ug/kg	12.6	5.3	1	07/13/21 10:49	07/13/21 16:47	74-87-3	
2-Chlorotoluene	ND	ug/kg	6.3	2.2	1	07/13/21 10:49	07/13/21 16:47	95-49-8	
4-Chlorotoluene	ND	ug/kg	6.3	1.1	1	07/13/21 10:49	07/13/21 16:47	106-43-4	
1,2-Dibromo-3-chloropropane	ND	ug/kg	6.3	2.4	1	07/13/21 10:49	07/13/21 16:47	96-12-8	v2
Dibromochloromethane	ND	ug/kg	6.3	3.5	1	07/13/21 10:49	07/13/21 16:47	124-48-1	
1,2-Dibromoethane (EDB)	ND	ug/kg	6.3	2.8	1	07/13/21 10:49	07/13/21 16:47	106-93-4	
Dibromomethane	ND	ug/kg	6.3	1.3	1	07/13/21 10:49	07/13/21 16:47	74-95-3	
1,2-Dichlorobenzene	ND	ug/kg	6.3	2.3	1	07/13/21 10:49	07/13/21 16:47	95-50-1	
1,3-Dichlorobenzene	ND	ug/kg	6.3	2.0	1	07/13/21 10:49	07/13/21 16:47	541-73-1	
1,4-Dichlorobenzene	ND	ug/kg	6.3	1.6	1	07/13/21 10:49	07/13/21 16:47	106-46-7	
Dichlorodifluoromethane	ND	ug/kg	12.6	2.7	1	07/13/21 10:49	07/13/21 16:47	75-71-8	
1,1-Dichloroethane	ND	ug/kg	6.3	2.6	1	07/13/21 10:49	07/13/21 16:47	75-34-3	
1,2-Dichloroethane	ND	ug/kg	6.3	4.2	1	07/13/21 10:49	07/13/21 16:47	107-06-2	
1,1-Dichloroethene	ND	ug/kg	6.3	2.6	1	07/13/21 10:49	07/13/21 16:47	75-35-4	
cis-1,2-Dichloroethene	ND	ug/kg	6.3	2.2	1	07/13/21 10:49	07/13/21 16:47	156-59-2	
trans-1,2-Dichloroethene	ND	ug/kg	6.3	2.2	1	07/13/21 10:49	07/13/21 16:47	156-60-5	
1,2-Dichloropropane	ND	ug/kg	6.3	1.9	1	07/13/21 10:49	07/13/21 16:47	78-87-5	
1,3-Dichloropropane	ND	ug/kg	6.3	2.0	1	07/13/21 10:49	07/13/21 16:47	142-28-9	
2,2-Dichloropropane	ND	ug/kg	6.3	2.1	1	07/13/21 10:49	07/13/21 16:47	594-20-7	

REPORT OF LABORATORY ANALYSIS

This report shall not be reproduced, except in full,
without the written consent of Pace Analytical Services, LLC.

Pace Analytical Services, LLC
9800 Kincey Ave. Suite 100
Huntersville, NC 28078
(704)875-9092

ANALYTICAL RESULTS

Project: CPC Huntersville/2020-L1-2448
Pace Project No.: 92548816

Sample: ADO (20-22') **Lab ID: 92548816005** Collected: 07/08/21 15:15 Received: 07/09/21 13:42 Matrix: Solid

Results reported on a "dry weight" basis and are adjusted for percent moisture, sample size and any dilutions.

Parameters	Results	Units	Report Limit	MDL	DF	Prepared	Analyzed	CAS No.	Qual
8260D/5035A/5030B Volatiles	Analytical Method: EPA 8260D Preparation Method: EPA 5035A/5030B Pace Analytical Services - Charlotte								
1,1-Dichloropropene	ND	ug/kg	6.3	3.0	1	07/13/21 10:49	07/13/21 16:47	563-58-6	
cis-1,3-Dichloropropene	ND	ug/kg	6.3	1.7	1	07/13/21 10:49	07/13/21 16:47	10061-01-5	
trans-1,3-Dichloropropene	ND	ug/kg	6.3	2.2	1	07/13/21 10:49	07/13/21 16:47	10061-02-6	
Diisopropyl ether	**4.1J**	ug/kg	6.3	1.7	1	07/13/21 10:49	07/13/21 16:47	108-20-3	
Ethylbenzene	**7.9**	ug/kg	6.3	2.9	1	07/13/21 10:49	07/13/21 16:47	100-41-4	
Hexachloro-1,3-butadiene	ND	ug/kg	12.6	10.3	1	07/13/21 10:49	07/13/21 16:47	87-68-3	
2-Hexanone	ND	ug/kg	63.0	6.1	1	07/13/21 10:49	07/13/21 16:47	591-78-6	
Isopropylbenzene (Cumene)	ND	ug/kg	6.3	2.1	1	07/13/21 10:49	07/13/21 16:47	98-82-8	
p-Isopropyltoluene	ND	ug/kg	6.3	3.1	1	07/13/21 10:49	07/13/21 16:47	99-87-6	
Methylene Chloride	ND	ug/kg	25.2	17.2	1	07/13/21 10:49	07/13/21 16:47	75-09-2	
4-Methyl-2-pentanone (MIBK)	ND	ug/kg	63.0	6.1	1	07/13/21 10:49	07/13/21 16:47	108-10-1	
Methyl-tert-butyl ether	ND	ug/kg	6.3	2.4	1	07/13/21 10:49	07/13/21 16:47	1634-04-4	
Naphthalene	ND	ug/kg	6.3	3.3	1	07/13/21 10:49	07/13/21 16:47	91-20-3	
n-Propylbenzene	ND	ug/kg	6.3	2.2	1	07/13/21 10:49	07/13/21 16:47	103-65-1	
Styrene	ND	ug/kg	6.3	1.7	1	07/13/21 10:49	07/13/21 16:47	100-42-5	
1,1,1,2-Tetrachloroethane	ND	ug/kg	6.3	2.4	1	07/13/21 10:49	07/13/21 16:47	630-20-6	
1,1,2,2-Tetrachloroethane	ND	ug/kg	6.3	1.7	1	07/13/21 10:49	07/13/21 16:47	79-34-5	
Tetrachloroethene	ND	ug/kg	6.3	2.0	1	07/13/21 10:49	07/13/21 16:47	127-18-4	
Toluene	**36.2**	ug/kg	6.3	1.8	1	07/13/21 10:49	07/13/21 16:47	108-88-3	
1,2,3-Trichlorobenzene	ND	ug/kg	6.3	5.1	1	07/13/21 10:49	07/13/21 16:47	87-61-6	
1,2,4-Trichlorobenzene	ND	ug/kg	6.3	5.3	1	07/13/21 10:49	07/13/21 16:47	120-82-1	
1,1,1-Trichloroethane	ND	ug/kg	6.3	3.3	1	07/13/21 10:49	07/13/21 16:47	71-55-6	
1,1,2-Trichloroethane	ND	ug/kg	6.3	2.1	1	07/13/21 10:49	07/13/21 16:47	79-00-5	
Trichloroethene	ND	ug/kg	6.3	1.6	1	07/13/21 10:49	07/13/21 16:47	79-01-6	
Trichlorofluoromethane	ND	ug/kg	6.3	3.5	1	07/13/21 10:49	07/13/21 16:47	75-69-4	
1,2,3-Trichloropropane	ND	ug/kg	6.3	3.2	1	07/13/21 10:49	07/13/21 16:47	96-18-4	
1,2,4-Trimethylbenzene	**5.7J**	ug/kg	6.3	1.7	1	07/13/21 10:49	07/13/21 16:47	95-63-6	
1,3,5-Trimethylbenzene	ND	ug/kg	6.3	2.1	1	07/13/21 10:49	07/13/21 16:47	108-67-8	
Vinyl acetate	ND	ug/kg	63.0	4.6	1	07/13/21 10:49	07/13/21 16:47	108-05-4	
Vinyl chloride	ND	ug/kg	12.6	3.2	1	07/13/21 10:49	07/13/21 16:47	75-01-4	
Xylene (Total)	**34.1**	ug/kg	12.6	3.6	1	07/13/21 10:49	07/13/21 16:47	1330-20-7	
m&p-Xylene	**24.6**	ug/kg	12.6	4.3	1	07/13/21 10:49	07/13/21 16:47	179601-23-1	
o-Xylene	**9.6**	ug/kg	6.3	2.8	1	07/13/21 10:49	07/13/21 16:47	95-47-6	
Surrogates									
Toluene-d8 (S)	101	%	70-130		1	07/13/21 10:49	07/13/21 16:47	2037-26-5	
4-Bromofluorobenzene (S)	99	%	69-134		1	07/13/21 10:49	07/13/21 16:47	460-00-4	
1,2-Dichloroethane-d4 (S)	106	%	70-130		1	07/13/21 10:49	07/13/21 16:47	17060-07-0	
Percent Moisture	Analytical Method: SW-846 Pace Analytical Services - Charlotte								
Percent Moisture	**13.9**	%	0.10	0.10	1		07/12/21 14:32		N2

REPORT OF LABORATORY ANALYSIS

This report shall not be reproduced, except in full,
without the written consent of Pace Analytical Services, LLC.

Pace Analytical Services, LLC
9800 Kincey Ave. Suite 100
Huntersville, NC 28078
(704)875-9092

ANALYTICAL RESULTS

Project: CPC Huntersville/2020-L1-2448
Pace Project No.: 92548816

Sample: ADO (44-46') **Lab ID: 92548816006** Collected: 07/08/21 15:20 Received: 07/09/21 13:42 Matrix: Solid

Results reported on a "dry weight" basis and are adjusted for percent moisture, sample size and any dilutions.

Parameters	Results	Units	Report Limit	MDL	DF	Prepared	Analyzed	CAS No.	Qual
VPH NC Soil	Analytical Method: MADEP VPH Preparation Method: MADEP VPH Pace Analytical Services - Charlotte								
Total VPH (C5-C12)	**138**	mg/kg	2.9	2.9	1	07/15/21 14:29	07/16/21 05:47		N2
Aliphatic (C05-C08)	**93.6**	mg/kg	2.9	2.9	1	07/15/21 14:29	07/16/21 05:47		N2
Aliphatic(C09-C12) Adjusted	**33.2**	mg/kg	2.9	2.9	1	07/15/21 14:29	07/16/21 05:47		N2
Aromatic (C09-C10)	**11.2**	mg/kg	2.9	2.9	1	07/15/21 14:29	07/16/21 05:47		N2
Surrogates									
4-Bromofluorobenzene (FID) (S)	103	%	70-130		1	07/15/21 14:29	07/16/21 05:47	460-00-4	
4-Bromofluorobenzene (PID) (S)	89	%	70-130		1	07/15/21 14:29	07/16/21 05:47	460-00-4	
8260D/5035A/5030B Volatiles	Analytical Method: EPA 8260D Preparation Method: EPA 5035A/5030B Pace Analytical Services - Charlotte								
Acetone	ND	ug/kg	253	81.3	2	07/14/21 09:49	07/14/21 14:19	67-64-1	
Benzene	**465**	ug/kg	12.7	5.0	2	07/14/21 09:49	07/14/21 14:19	71-43-2	
Bromobenzene	ND	ug/kg	12.7	4.1	2	07/14/21 09:49	07/14/21 14:19	108-86-1	
Bromochloromethane	ND	ug/kg	12.7	3.7	2	07/14/21 09:49	07/14/21 14:19	74-97-5	
Bromodichloromethane	ND	ug/kg	12.7	4.9	2	07/14/21 09:49	07/14/21 14:19	75-27-4	
Bromoform	ND	ug/kg	12.7	4.5	2	07/14/21 09:49	07/14/21 14:19	75-25-2	
Bromomethane	ND	ug/kg	25.3	20.0	2	07/14/21 09:49	07/14/21 14:19	74-83-9	IK
2-Butanone (MEK)	ND	ug/kg	253	60.8	2	07/14/21 09:49	07/14/21 14:19	78-93-3	
n-Butylbenzene	ND	ug/kg	12.7	6.0	2	07/14/21 09:49	07/14/21 14:19	104-51-8	
sec-Butylbenzene	ND	ug/kg	12.7	5.6	2	07/14/21 09:49	07/14/21 14:19	135-98-8	
tert-Butylbenzene	ND	ug/kg	12.7	4.5	2	07/14/21 09:49	07/14/21 14:19	98-06-6	
Carbon tetrachloride	ND	ug/kg	12.7	4.7	2	07/14/21 09:49	07/14/21 14:19	56-23-5	
Chlorobenzene	ND	ug/kg	12.7	2.4	2	07/14/21 09:49	07/14/21 14:19	108-90-7	
Chloroethane	ND	ug/kg	25.3	9.8	2	07/14/21 09:49	07/14/21 14:19	75-00-3	
Chloroform	ND	ug/kg	12.7	7.7	2	07/14/21 09:49	07/14/21 14:19	67-66-3	
Chloromethane	ND	ug/kg	25.3	10.6	2	07/14/21 09:49	07/14/21 14:19	74-87-3	
2-Chlorotoluene	ND	ug/kg	12.7	4.5	2	07/14/21 09:49	07/14/21 14:19	95-49-8	
4-Chlorotoluene	ND	ug/kg	12.7	2.2	2	07/14/21 09:49	07/14/21 14:19	106-43-4	
1,2-Dibromo-3-chloropropane	ND	ug/kg	12.7	4.9	2	07/14/21 09:49	07/14/21 14:19	96-12-8	
Dibromochloromethane	ND	ug/kg	12.7	7.1	2	07/14/21 09:49	07/14/21 14:19	124-48-1	
1,2-Dibromoethane (EDB)	ND	ug/kg	12.7	5.6	2	07/14/21 09:49	07/14/21 14:19	106-93-4	
Dibromomethane	ND	ug/kg	12.7	2.7	2	07/14/21 09:49	07/14/21 14:19	74-95-3	
1,2-Dichlorobenzene	ND	ug/kg	12.7	4.6	2	07/14/21 09:49	07/14/21 14:19	95-50-1	
1,3-Dichlorobenzene	ND	ug/kg	12.7	3.9	2	07/14/21 09:49	07/14/21 14:19	541-73-1	
1,4-Dichlorobenzene	ND	ug/kg	12.7	3.3	2	07/14/21 09:49	07/14/21 14:19	106-46-7	
Dichlorodifluoromethane	ND	ug/kg	25.3	5.5	2	07/14/21 09:49	07/14/21 14:19	75-71-8	
1,1-Dichloroethane	ND	ug/kg	12.7	5.2	2	07/14/21 09:49	07/14/21 14:19	75-34-3	
1,2-Dichloroethane	ND	ug/kg	12.7	8.4	2	07/14/21 09:49	07/14/21 14:19	107-06-2	
1,1-Dichloroethene	ND	ug/kg	12.7	5.2	2	07/14/21 09:49	07/14/21 14:19	75-35-4	
cis-1,2-Dichloroethene	ND	ug/kg	12.7	4.3	2	07/14/21 09:49	07/14/21 14:19	156-59-2	
trans-1,2-Dichloroethene	ND	ug/kg	12.7	4.4	2	07/14/21 09:49	07/14/21 14:19	156-60-5	
1,2-Dichloropropane	ND	ug/kg	12.7	3.8	2	07/14/21 09:49	07/14/21 14:19	78-87-5	
1,3-Dichloropropane	ND	ug/kg	12.7	3.9	2	07/14/21 09:49	07/14/21 14:19	142-28-9	
2,2-Dichloropropane	ND	ug/kg	12.7	4.1	2	07/14/21 09:49	07/14/21 14:19	594-20-7	

REPORT OF LABORATORY ANALYSIS

This report shall not be reproduced, except in full,
without the written consent of Pace Analytical Services, LLC.

Pace Analytical Services, LLC
9800 Kincey Ave. Suite 100
Huntersville, NC 28078
(704)875-9092

ANALYTICAL RESULTS

Project: CPC Huntersville/2020-L1-2448
Pace Project No.: 92548816

Sample: ADO (44-46') **Lab ID: 92548816006** Collected: 07/08/21 15:20 Received: 07/09/21 13:42 Matrix: Solid

Results reported on a "dry weight" basis and are adjusted for percent moisture, sample size and any dilutions.

Parameters	Results	Units	Report Limit	MDL	DF	Prepared	Analyzed	CAS No.	Qual
8260D/5035A/5030B Volatiles	Analytical Method: EPA 8260D Preparation Method: EPA 5035A/5030B Pace Analytical Services - Charlotte								
1,1-Dichloropropene	ND	ug/kg	12.7	6.1	2	07/14/21 09:49	07/14/21 14:19	563-58-6	
cis-1,3-Dichloropropene	ND	ug/kg	12.7	3.4	2	07/14/21 09:49	07/14/21 14:19	10061-01-5	
trans-1,3-Dichloropropene	ND	ug/kg	12.7	4.4	2	07/14/21 09:49	07/14/21 14:19	10061-02-6	
Diisopropyl ether	**53.2**	ug/kg	12.7	3.4	2	07/14/21 09:49	07/14/21 14:19	108-20-3	
Ethylbenzene	**1640**	ug/kg	12.7	5.9	2	07/14/21 09:49	07/14/21 14:19	100-41-4	
Hexachloro-1,3-butadiene	ND	ug/kg	25.3	20.7	2	07/14/21 09:49	07/14/21 14:19	87-68-3	
2-Hexanone	ND	ug/kg	127	12.2	2	07/14/21 09:49	07/14/21 14:19	591-78-6	
Isopropylbenzene (Cumene)	**169**	ug/kg	12.7	4.3	2	07/14/21 09:49	07/14/21 14:19	98-82-8	
p-Isopropyltoluene	**142**	ug/kg	12.7	6.2	2	07/14/21 09:49	07/14/21 14:19	99-87-6	
Methylene Chloride	**102**	ug/kg	50.6	34.7	2	07/14/21 09:49	07/14/21 14:19	75-09-2	
4-Methyl-2-pentanone (MIBK)	ND	ug/kg	127	12.2	2	07/14/21 09:49	07/14/21 14:19	108-10-1	
Methyl-tert-butyl ether	ND	ug/kg	12.7	4.7	2	07/14/21 09:49	07/14/21 14:19	1634-04-4	
Naphthalene	**397**	ug/kg	12.7	6.7	2	07/14/21 09:49	07/14/21 14:19	91-20-3	
n-Propylbenzene	**489**	ug/kg	12.7	4.5	2	07/14/21 09:49	07/14/21 14:19	103-65-1	
Styrene	**75.0**	ug/kg	12.7	3.3	2	07/14/21 09:49	07/14/21 14:19	100-42-5	
1,1,1,2-Tetrachloroethane	ND	ug/kg	12.7	4.9	2	07/14/21 09:49	07/14/21 14:19	630-20-6	
1,1,2,2-Tetrachloroethane	ND	ug/kg	12.7	3.3	2	07/14/21 09:49	07/14/21 14:19	79-34-5	
Tetrachloroethene	ND	ug/kg	12.7	4.0	2	07/14/21 09:49	07/14/21 14:19	127-18-4	
Toluene	**4660**	ug/kg	12.7	3.6	2	07/14/21 09:49	07/14/21 14:19	108-88-3	
1,2,3-Trichlorobenzene	ND	ug/kg	12.7	10.2	2	07/14/21 09:49	07/14/21 14:19	87-61-6	
1,2,4-Trichlorobenzene	ND	ug/kg	12.7	10.6	2	07/14/21 09:49	07/14/21 14:19	120-82-1	
1,1,1-Trichloroethane	ND	ug/kg	12.7	6.6	2	07/14/21 09:49	07/14/21 14:19	71-55-6	
1,1,2-Trichloroethane	ND	ug/kg	12.7	4.2	2	07/14/21 09:49	07/14/21 14:19	79-00-5	
Trichloroethene	ND	ug/kg	12.7	3.3	2	07/14/21 09:49	07/14/21 14:19	79-01-6	
Trichlorofluoromethane	ND	ug/kg	12.7	7.0	2	07/14/21 09:49	07/14/21 14:19	75-69-4	
1,2,3-Trichloropropane	ND	ug/kg	12.7	6.4	2	07/14/21 09:49	07/14/21 14:19	96-18-4	
1,2,4-Trimethylbenzene	**2850**	ug/kg	12.7	3.5	2	07/14/21 09:49	07/14/21 14:19	95-63-6	
1,3,5-Trimethylbenzene	**785**	ug/kg	12.7	4.3	2	07/14/21 09:49	07/14/21 14:19	108-67-8	
Vinyl acetate	ND	ug/kg	127	9.2	2	07/14/21 09:49	07/14/21 14:19	108-05-4	
Vinyl chloride	ND	ug/kg	25.3	6.4	2	07/14/21 09:49	07/14/21 14:19	75-01-4	
Xylene (Total)	**8720**	ug/kg	25.3	7.2	2	07/14/21 09:49	07/14/21 14:19	1330-20-7	
m&p-Xylene	**6110**	ug/kg	25.3	8.7	2	07/14/21 09:49	07/14/21 14:19	179601-23-1	
o-Xylene	**2610**	ug/kg	12.7	5.6	2	07/14/21 09:49	07/14/21 14:19	95-47-6	
Surrogates									
Toluene-d8 (S)	99	%	70-130		2	07/14/21 09:49	07/14/21 14:19	2037-26-5	
4-Bromofluorobenzene (S)	97	%	69-134		2	07/14/21 09:49	07/14/21 14:19	460-00-4	
1,2-Dichloroethane-d4 (S)	101	%	70-130		2	07/14/21 09:49	07/14/21 14:19	17060-07-0	
Percent Moisture	Analytical Method: SW-846 Pace Analytical Services - Charlotte								
Percent Moisture	**14.5**	%	0.10	0.10	1		07/12/21 14:33		N2

REPORT OF LABORATORY ANALYSIS

This report shall not be reproduced, except in full,
without the written consent of Pace Analytical Services, LLC.

Pace Analytical Services, LLC
9800 Kincey Ave. Suite 100
Huntersville, NC 28078
(704)875-9092

ANALYTICAL RESULTS

Project: CPC Huntersville/2020-L1-2448
Pace Project No.: 92548816

Sample: AD4 (0-2') **Lab ID: 92548816007** Collected: 07/08/21 17:00 Received: 07/09/21 13:42 Matrix: Solid

Results reported on a "dry weight" basis and are adjusted for percent moisture, sample size and any dilutions.

Parameters	Results	Units	Report Limit	MDL	DF	Prepared	Analyzed	CAS No.	Qual
VPH NC Soil	Analytical Method: MADEP VPH Preparation Method: MADEP VPH Pace Analytical Services - Charlotte								
Total VPH (C5-C12)	ND	mg/kg	4.2	4.2	1	07/15/21 14:29	07/16/21 06:15		N2
Aliphatic (C05-C08)	ND	mg/kg	4.2	4.2	1	07/15/21 14:29	07/16/21 06:15		N2
Aliphatic(C09-C12) Adjusted	ND	mg/kg	4.2	4.2	1	07/15/21 14:29	07/16/21 06:15		N2
Aromatic (C09-C10)	ND	mg/kg	4.2	4.2	1	07/15/21 14:29	07/16/21 06:15		N2
Surrogates									
4-Bromofluorobenzene (FID) (S)	98	%	70-130		1	07/15/21 14:29	07/16/21 06:15	460-00-4	
4-Bromofluorobenzene (PID) (S)	91	%	70-130		1	07/15/21 14:29	07/16/21 06:15	460-00-4	
8260D/5035A/5030B Volatiles	Analytical Method: EPA 8260D Preparation Method: EPA 5035A/5030B Pace Analytical Services - Charlotte								
Acetone	ND	ug/kg	165	52.9	1	07/13/21 10:49	07/13/21 17:06	67-64-1	
Benzene	ND	ug/kg	8.2	3.3	1	07/13/21 10:49	07/13/21 17:06	71-43-2	
Bromobenzene	ND	ug/kg	8.2	2.7	1	07/13/21 10:49	07/13/21 17:06	108-86-1	
Bromochloromethane	ND	ug/kg	8.2	2.4	1	07/13/21 10:49	07/13/21 17:06	74-97-5	
Bromodichloromethane	ND	ug/kg	8.2	3.2	1	07/13/21 10:49	07/13/21 17:06	75-27-4	
Bromoform	ND	ug/kg	8.2	2.9	1	07/13/21 10:49	07/13/21 17:06	75-25-2	
Bromomethane	ND	ug/kg	16.5	13.0	1	07/13/21 10:49	07/13/21 17:06	74-83-9	IK
2-Butanone (MEK)	ND	ug/kg	165	39.6	1	07/13/21 10:49	07/13/21 17:06	78-93-3	
n-Butylbenzene	ND	ug/kg	8.2	3.9	1	07/13/21 10:49	07/13/21 17:06	104-51-8	
sec-Butylbenzene	ND	ug/kg	8.2	3.6	1	07/13/21 10:49	07/13/21 17:06	135-98-8	
tert-Butylbenzene	ND	ug/kg	8.2	2.9	1	07/13/21 10:49	07/13/21 17:06	98-06-6	
Carbon tetrachloride	ND	ug/kg	8.2	3.1	1	07/13/21 10:49	07/13/21 17:06	56-23-5	
Chlorobenzene	ND	ug/kg	8.2	1.6	1	07/13/21 10:49	07/13/21 17:06	108-90-7	
Chloroethane	ND	ug/kg	16.5	6.4	1	07/13/21 10:49	07/13/21 17:06	75-00-3	
Chloroform	ND	ug/kg	8.2	5.0	1	07/13/21 10:49	07/13/21 17:06	67-66-3	
Chloromethane	ND	ug/kg	16.5	6.9	1	07/13/21 10:49	07/13/21 17:06	74-87-3	
2-Chlorotoluene	ND	ug/kg	8.2	2.9	1	07/13/21 10:49	07/13/21 17:06	95-49-8	
4-Chlorotoluene	ND	ug/kg	8.2	1.5	1	07/13/21 10:49	07/13/21 17:06	106-43-4	
1,2-Dibromo-3-chloropropane	ND	ug/kg	8.2	3.2	1	07/13/21 10:49	07/13/21 17:06	96-12-8	v2
Dibromochloromethane	ND	ug/kg	8.2	4.6	1	07/13/21 10:49	07/13/21 17:06	124-48-1	
1,2-Dibromoethane (EDB)	ND	ug/kg	8.2	3.6	1	07/13/21 10:49	07/13/21 17:06	106-93-4	
Dibromomethane	ND	ug/kg	8.2	1.8	1	07/13/21 10:49	07/13/21 17:06	74-95-3	
1,2-Dichlorobenzene	ND	ug/kg	8.2	3.0	1	07/13/21 10:49	07/13/21 17:06	95-50-1	
1,3-Dichlorobenzene	ND	ug/kg	8.2	2.6	1	07/13/21 10:49	07/13/21 17:06	541-73-1	
1,4-Dichlorobenzene	ND	ug/kg	8.2	2.1	1	07/13/21 10:49	07/13/21 17:06	106-46-7	
Dichlorodifluoromethane	ND	ug/kg	16.5	3.6	1	07/13/21 10:49	07/13/21 17:06	75-71-8	
1,1-Dichloroethane	ND	ug/kg	8.2	3.4	1	07/13/21 10:49	07/13/21 17:06	75-34-3	
1,2-Dichloroethane	ND	ug/kg	8.2	5.5	1	07/13/21 10:49	07/13/21 17:06	107-06-2	
1,1-Dichloroethene	ND	ug/kg	8.2	3.4	1	07/13/21 10:49	07/13/21 17:06	75-35-4	
cis-1,2-Dichloroethene	ND	ug/kg	8.2	2.8	1	07/13/21 10:49	07/13/21 17:06	156-59-2	
trans-1,2-Dichloroethene	ND	ug/kg	8.2	2.9	1	07/13/21 10:49	07/13/21 17:06	156-60-5	
1,2-Dichloropropane	ND	ug/kg	8.2	2.5	1	07/13/21 10:49	07/13/21 17:06	78-87-5	
1,3-Dichloropropane	ND	ug/kg	8.2	2.6	1	07/13/21 10:49	07/13/21 17:06	142-28-9	
2,2-Dichloropropane	ND	ug/kg	8.2	2.7	1	07/13/21 10:49	07/13/21 17:06	594-20-7	

REPORT OF LABORATORY ANALYSIS

This report shall not be reproduced, except in full,
without the written consent of Pace Analytical Services, LLC.

Pace Analytical Services, LLC
9800 Kincey Ave. Suite 100
Huntersville, NC 28078
(704)875-9092

ANALYTICAL RESULTS

Project: CPC Huntersville/2020-L1-2448
Pace Project No.: 92548816

Sample: AD4 (0-2') **Lab ID: 92548816007** Collected: 07/08/21 17:00 Received: 07/09/21 13:42 Matrix: Solid

Results reported on a "dry weight" basis and are adjusted for percent moisture, sample size and any dilutions.

Parameters	Results	Units	Report Limit	MDL	DF	Prepared	Analyzed	CAS No.	Qual
8260D/5035A/5030B Volatiles	Analytical Method: EPA 8260D Preparation Method: EPA 5035A/5030B Pace Analytical Services - Charlotte								
1,1-Dichloropropene	ND	ug/kg	8.2	4.0	1	07/13/21 10:49	07/13/21 17:06	563-58-6	
cis-1,3-Dichloropropene	ND	ug/kg	8.2	2.2	1	07/13/21 10:49	07/13/21 17:06	10061-01-5	
trans-1,3-Dichloropropene	ND	ug/kg	8.2	2.8	1	07/13/21 10:49	07/13/21 17:06	10061-02-6	
Diisopropyl ether	ND	ug/kg	8.2	2.2	1	07/13/21 10:49	07/13/21 17:06	108-20-3	
Ethylbenzene	ND	ug/kg	8.2	3.8	1	07/13/21 10:49	07/13/21 17:06	100-41-4	
Hexachloro-1,3-butadiene	ND	ug/kg	16.5	13.5	1	07/13/21 10:49	07/13/21 17:06	87-68-3	
2-Hexanone	ND	ug/kg	82.4	7.9	1	07/13/21 10:49	07/13/21 17:06	591-78-6	
Isopropylbenzene (Cumene)	ND	ug/kg	8.2	2.8	1	07/13/21 10:49	07/13/21 17:06	98-82-8	
p-Isopropyltoluene	**9.1**	ug/kg	8.2	4.1	1	07/13/21 10:49	07/13/21 17:06	99-87-6	
Methylene Chloride	ND	ug/kg	33.0	22.6	1	07/13/21 10:49	07/13/21 17:06	75-09-2	
4-Methyl-2-pentanone (MIBK)	ND	ug/kg	82.4	7.9	1	07/13/21 10:49	07/13/21 17:06	108-10-1	
Methyl-tert-butyl ether	ND	ug/kg	8.2	3.1	1	07/13/21 10:49	07/13/21 17:06	1634-04-4	
Naphthalene	ND	ug/kg	8.2	4.3	1	07/13/21 10:49	07/13/21 17:06	91-20-3	
n-Propylbenzene	ND	ug/kg	8.2	2.9	1	07/13/21 10:49	07/13/21 17:06	103-65-1	
Styrene	ND	ug/kg	8.2	2.2	1	07/13/21 10:49	07/13/21 17:06	100-42-5	
1,1,1,2-Tetrachloroethane	ND	ug/kg	8.2	3.2	1	07/13/21 10:49	07/13/21 17:06	630-20-6	
1,1,2,2-Tetrachloroethane	ND	ug/kg	8.2	2.2	1	07/13/21 10:49	07/13/21 17:06	79-34-5	
Tetrachloroethene	ND	ug/kg	8.2	2.6	1	07/13/21 10:49	07/13/21 17:06	127-18-4	
Toluene	ND	ug/kg	8.2	2.3	1	07/13/21 10:49	07/13/21 17:06	108-88-3	
1,2,3-Trichlorobenzene	ND	ug/kg	8.2	6.7	1	07/13/21 10:49	07/13/21 17:06	87-61-6	
1,2,4-Trichlorobenzene	ND	ug/kg	8.2	6.9	1	07/13/21 10:49	07/13/21 17:06	120-82-1	
1,1,1-Trichloroethane	ND	ug/kg	8.2	4.3	1	07/13/21 10:49	07/13/21 17:06	71-55-6	
1,1,2-Trichloroethane	ND	ug/kg	8.2	2.7	1	07/13/21 10:49	07/13/21 17:06	79-00-5	
Trichloroethene	ND	ug/kg	8.2	2.1	1	07/13/21 10:49	07/13/21 17:06	79-01-6	
Trichlorofluoromethane	ND	ug/kg	8.2	4.5	1	07/13/21 10:49	07/13/21 17:06	75-69-4	
1,2,3-Trichloropropane	ND	ug/kg	8.2	4.2	1	07/13/21 10:49	07/13/21 17:06	96-18-4	
1,2,4-Trimethylbenzene	ND	ug/kg	8.2	2.3	1	07/13/21 10:49	07/13/21 17:06	95-63-6	
1,3,5-Trimethylbenzene	ND	ug/kg	8.2	2.8	1	07/13/21 10:49	07/13/21 17:06	108-67-8	
Vinyl acetate	ND	ug/kg	82.4	6.0	1	07/13/21 10:49	07/13/21 17:06	108-05-4	
Vinyl chloride	ND	ug/kg	16.5	4.2	1	07/13/21 10:49	07/13/21 17:06	75-01-4	
Xylene (Total)	ND	ug/kg	16.5	4.7	1	07/13/21 10:49	07/13/21 17:06	1330-20-7	
m&p-Xylene	ND	ug/kg	16.5	5.6	1	07/13/21 10:49	07/13/21 17:06	179601-23-1	
o-Xylene	ND	ug/kg	8.2	3.6	1	07/13/21 10:49	07/13/21 17:06	95-47-6	
Surrogates									
Toluene-d8 (S)	102	%	70-130		1	07/13/21 10:49	07/13/21 17:06	2037-26-5	
4-Bromofluorobenzene (S)	100	%	69-134		1	07/13/21 10:49	07/13/21 17:06	460-00-4	
1,2-Dichloroethane-d4 (S)	107	%	70-130		1	07/13/21 10:49	07/13/21 17:06	17060-07-0	
Percent Moisture	Analytical Method: SW-846 Pace Analytical Services - Charlotte								
Percent Moisture	**24.5**	%	0.10	0.10	1		07/12/21 14:33		N2

REPORT OF LABORATORY ANALYSIS

This report shall not be reproduced, except in full,
without the written consent of Pace Analytical Services, LLC.

Pace Analytical Services, LLC
9800 Kincey Ave. Suite 100
Huntersville, NC 28078
(704)875-9092

ANALYTICAL RESULTS

Project: CPC Huntersville/2020-L1-2448
Pace Project No.: 92548816

Sample: AD4 (22-24') **Lab ID: 92548816008** Collected: 07/08/21 17:05 Received: 07/09/21 13:42 Matrix: Solid

Results reported on a "dry weight" basis and are adjusted for percent moisture, sample size and any dilutions.

Parameters	Results	Units	Report Limit	MDL	DF	Prepared	Analyzed	CAS No.	Qual
VPH NC Soil	Analytical Method: MADEP VPH Preparation Method: MADEP VPH Pace Analytical Services - Charlotte								
Total VPH (C5-C12)	**15900**	mg/kg	60.8	60.8	20	07/16/21 12:52	07/17/21 06:02		N2
Aliphatic (C05-C08)	**11600**	mg/kg	60.8	60.8	20	07/16/21 12:52	07/17/21 06:02		N2
Aliphatic(C09-C12) Adjusted	**3140**	mg/kg	60.8	60.8	20	07/16/21 12:52	07/17/21 06:02		N2
Aromatic (C09-C10)	**1130**	mg/kg	60.8	60.8	20	07/16/21 12:52	07/17/21 06:02		N2
Surrogates									
4-Bromofluorobenzene (FID) (S)	131	%	70-130		20	07/16/21 12:52	07/17/21 06:02	460-00-4	S2
4-Bromofluorobenzene (PID) (S)	77	%	70-130		20	07/16/21 12:52	07/17/21 06:02	460-00-4	
8260D/5035A/5030B Volatiles	Analytical Method: EPA 8260D Preparation Method: EPA 5035A/5030B Pace Analytical Services - Charlotte								
Acetone	ND	ug/kg	12900	4140	100	07/14/21 09:49	07/14/21 19:33	67-64-1	
Benzene	**29300**	ug/kg	644	256	100	07/14/21 09:49	07/14/21 19:33	71-43-2	
Bromobenzene	ND	ug/kg	644	210	100	07/14/21 09:49	07/14/21 19:33	108-86-1	
Bromochloromethane	ND	ug/kg	644	191	100	07/14/21 09:49	07/14/21 19:33	74-97-5	
Bromodichloromethane	ND	ug/kg	644	249	100	07/14/21 09:49	07/14/21 19:33	75-27-4	
Bromoform	ND	ug/kg	644	227	100	07/14/21 09:49	07/14/21 19:33	75-25-2	
Bromomethane	ND	ug/kg	1290	1020	100	07/14/21 09:49	07/14/21 19:33	74-83-9	IK
2-Butanone (MEK)	ND	ug/kg	12900	3090	100	07/14/21 09:49	07/14/21 19:33	78-93-3	
n-Butylbenzene	ND	ug/kg	644	304	100	07/14/21 09:49	07/14/21 19:33	104-51-8	
sec-Butylbenzene	ND	ug/kg	644	283	100	07/14/21 09:49	07/14/21 19:33	135-98-8	
tert-Butylbenzene	ND	ug/kg	644	229	100	07/14/21 09:49	07/14/21 19:33	98-06-6	
Carbon tetrachloride	ND	ug/kg	644	241	100	07/14/21 09:49	07/14/21 19:33	56-23-5	
Chlorobenzene	ND	ug/kg	644	124	100	07/14/21 09:49	07/14/21 19:33	108-90-7	
Chloroethane	ND	ug/kg	1290	497	100	07/14/21 09:49	07/14/21 19:33	75-00-3	
Chloroform	ND	ug/kg	644	392	100	07/14/21 09:49	07/14/21 19:33	67-66-3	
Chloromethane	ND	ug/kg	1290	541	100	07/14/21 09:49	07/14/21 19:33	74-87-3	
2-Chlorotoluene	ND	ug/kg	644	228	100	07/14/21 09:49	07/14/21 19:33	95-49-8	
4-Chlorotoluene	ND	ug/kg	644	114	100	07/14/21 09:49	07/14/21 19:33	106-43-4	
1,2-Dibromo-3-chloropropane	ND	ug/kg	644	250	100	07/14/21 09:49	07/14/21 19:33	96-12-8	
Dibromochloromethane	ND	ug/kg	644	362	100	07/14/21 09:49	07/14/21 19:33	124-48-1	
1,2-Dibromoethane (EDB)	ND	ug/kg	644	283	100	07/14/21 09:49	07/14/21 19:33	106-93-4	
Dibromomethane	ND	ug/kg	644	138	100	07/14/21 09:49	07/14/21 19:33	74-95-3	
1,2-Dichlorobenzene	ND	ug/kg	644	232	100	07/14/21 09:49	07/14/21 19:33	95-50-1	
1,3-Dichlorobenzene	ND	ug/kg	644	200	100	07/14/21 09:49	07/14/21 19:33	541-73-1	
1,4-Dichlorobenzene	ND	ug/kg	644	168	100	07/14/21 09:49	07/14/21 19:33	106-46-7	
Dichlorodifluoromethane	ND	ug/kg	1290	280	100	07/14/21 09:49	07/14/21 19:33	75-71-8	
1,1-Dichloroethane	ND	ug/kg	644	265	100	07/14/21 09:49	07/14/21 19:33	75-34-3	
1,2-Dichloroethane	ND	ug/kg	644	427	100	07/14/21 09:49	07/14/21 19:33	107-06-2	
1,1-Dichloroethene	ND	ug/kg	644	265	100	07/14/21 09:49	07/14/21 19:33	75-35-4	
cis-1,2-Dichloroethene	ND	ug/kg	644	220	100	07/14/21 09:49	07/14/21 19:33	156-59-2	
trans-1,2-Dichloroethene	ND	ug/kg	644	226	100	07/14/21 09:49	07/14/21 19:33	156-60-5	
1,2-Dichloropropane	ND	ug/kg	644	193	100	07/14/21 09:49	07/14/21 19:33	78-87-5	
1,3-Dichloropropane	ND	ug/kg	644	201	100	07/14/21 09:49	07/14/21 19:33	142-28-9	
2,2-Dichloropropane	ND	ug/kg	644	210	100	07/14/21 09:49	07/14/21 19:33	594-20-7	

REPORT OF LABORATORY ANALYSIS

This report shall not be reproduced, except in full,
without the written consent of Pace Analytical Services, LLC.

Pace Analytical Services, LLC
9800 Kincey Ave. Suite 100
Huntersville, NC 28078
(704)875-9092

ANALYTICAL RESULTS

Project: CPC Huntersville/2020-L1-2448
Pace Project No.: 92548816

Sample: AD4 (22-24') **Lab ID: 92548816008** Collected: 07/08/21 17:05 Received: 07/09/21 13:42 Matrix: Solid

Results reported on a "dry weight" basis and are adjusted for percent moisture, sample size and any dilutions.

Parameters	Results	Units	Report Limit	MDL	DF	Prepared	Analyzed	CAS No.	Qual
8260D/5035A/5030B Volatiles	Analytical Method: EPA 8260D Preparation Method: EPA 5035A/5030B Pace Analytical Services - Charlotte								
1,1-Dichloropropene	ND	ug/kg	644	309	100	07/14/21 09:49	07/14/21 19:33	563-58-6	
cis-1,3-Dichloropropene	ND	ug/kg	644	175	100	07/14/21 09:49	07/14/21 19:33	10061-01-5	
trans-1,3-Dichloropropene	ND	ug/kg	644	222	100	07/14/21 09:49	07/14/21 19:33	10061-02-6	
Diisopropyl ether	ND	ug/kg	644	174	100	07/14/21 09:49	07/14/21 19:33	108-20-3	
Ethylbenzene	**130000**	ug/kg	644	300	100	07/14/21 09:49	07/14/21 19:33	100-41-4	
Hexachloro-1,3-butadiene	ND	ug/kg	1290	1050	100	07/14/21 09:49	07/14/21 19:33	87-68-3	
2-Hexanone	ND	ug/kg	6440	621	100	07/14/21 09:49	07/14/21 19:33	591-78-6	
Isopropylbenzene (Cumene)	**10600**	ug/kg	644	219	100	07/14/21 09:49	07/14/21 19:33	98-82-8	
p-Isopropyltoluene	**10100**	ug/kg	644	317	100	07/14/21 09:49	07/14/21 19:33	99-87-6	
Methylene Chloride	ND	ug/kg	2580	1770	100	07/14/21 09:49	07/14/21 19:33	75-09-2	
4-Methyl-2-pentanone (MIBK)	**9090**	ug/kg	6440	621	100	07/14/21 09:49	07/14/21 19:33	108-10-1	
Methyl-tert-butyl ether	ND	ug/kg	644	241	100	07/14/21 09:49	07/14/21 19:33	1634-04-4	
Naphthalene	**24600**	ug/kg	644	339	100	07/14/21 09:49	07/14/21 19:33	91-20-3	
n-Propylbenzene	ND	ug/kg	644	229	100	07/14/21 09:49	07/14/21 19:33	103-65-1	
Styrene	**5080**	ug/kg	644	170	100	07/14/21 09:49	07/14/21 19:33	100-42-5	
1,1,1,2-Tetrachloroethane	ND	ug/kg	644	247	100	07/14/21 09:49	07/14/21 19:33	630-20-6	
1,1,2,2-Tetrachloroethane	ND	ug/kg	644	170	100	07/14/21 09:49	07/14/21 19:33	79-34-5	
Tetrachloroethene	ND	ug/kg	644	204	100	07/14/21 09:49	07/14/21 19:33	127-18-4	
Toluene	**397000**	ug/kg	644	183	100	07/14/21 09:49	07/14/21 19:33	108-88-3	
1,2,3-Trichlorobenzene	ND	ug/kg	644	521	100	07/14/21 09:49	07/14/21 19:33	87-61-6	
1,2,4-Trichlorobenzene	ND	ug/kg	644	541	100	07/14/21 09:49	07/14/21 19:33	120-82-1	
1,1,1-Trichloroethane	ND	ug/kg	644	335	100	07/14/21 09:49	07/14/21 19:33	71-55-6	
1,1,2-Trichloroethane	ND	ug/kg	644	214	100	07/14/21 09:49	07/14/21 19:33	79-00-5	
Trichloroethene	ND	ug/kg	644	166	100	07/14/21 09:49	07/14/21 19:33	79-01-6	
Trichlorofluoromethane	ND	ug/kg	644	354	100	07/14/21 09:49	07/14/21 19:33	75-69-4	
1,2,3-Trichloropropane	ND	ug/kg	644	326	100	07/14/21 09:49	07/14/21 19:33	96-18-4	
1,2,4-Trimethylbenzene	**243000**	ug/kg	644	177	100	07/14/21 09:49	07/14/21 19:33	95-63-6	
1,3,5-Trimethylbenzene	**72500**	ug/kg	644	216	100	07/14/21 09:49	07/14/21 19:33	108-67-8	
Vinyl acetate	ND	ug/kg	6440	469	100	07/14/21 09:49	07/14/21 19:33	108-05-4	
Vinyl chloride	ND	ug/kg	1290	327	100	07/14/21 09:49	07/14/21 19:33	75-01-4	
Xylene (Total)	**625000**	ug/kg	1290	367	100	07/14/21 09:49	07/14/21 19:33	1330-20-7	
m&p-Xylene	**451000**	ug/kg	1290	441	100	07/14/21 09:49	07/14/21 19:33	179601-23-1	
o-Xylene	**174000**	ug/kg	644	285	100	07/14/21 09:49	07/14/21 19:33	95-47-6	
Surrogates									
Toluene-d8 (S)	97	%	70-130		100	07/14/21 09:49	07/14/21 19:33	2037-26-5	
4-Bromofluorobenzene (S)	98	%	69-134		100	07/14/21 09:49	07/14/21 19:33	460-00-4	
1,2-Dichloroethane-d4 (S)	105	%	70-130		100	07/14/21 09:49	07/14/21 19:33	17060-07-0	
Percent Moisture	Analytical Method: SW-846 Pace Analytical Services - Charlotte								
Percent Moisture	**17.0**	%	0.10	0.10	1		07/12/21 14:33		N2

REPORT OF LABORATORY ANALYSIS

This report shall not be reproduced, except in full,
without the written consent of Pace Analytical Services, LLC.

Pace Analytical Services, LLC
9800 Kincey Ave. Suite 100
Huntersville, NC 28078
(704)875-9092

ANALYTICAL RESULTS

Project: CPC Huntersville/2020-L1-2448
Pace Project No.: 92548816

Sample: AD4 (36-38.5') **Lab ID: 92548816009** Collected: 07/08/21 17:10 Received: 07/09/21 13:42 Matrix: Solid

Results reported on a "dry weight" basis and are adjusted for percent moisture, sample size and any dilutions.

Parameters	Results	Units	Report Limit	MDL	DF	Prepared	Analyzed	CAS No.	Qual
VPH NC Soil	Analytical Method: MADEP VPH Preparation Method: MADEP VPH Pace Analytical Services - Charlotte								
Total VPH (C5-C12)	**13.8**	mg/kg	3.4	3.4	1	07/15/21 14:29	07/16/21 06:44		N2
Aliphatic (C05-C08)	**9.6**	mg/kg	3.4	3.4	1	07/15/21 14:29	07/16/21 06:44		N2
Aliphatic(C09-C12) Adjusted	**3.5**	mg/kg	3.4	3.4	1	07/15/21 14:29	07/16/21 06:44		N2
Aromatic (C09-C10)	ND	mg/kg	3.4	3.4	1	07/15/21 14:29	07/16/21 06:44		N2
Surrogates									
4-Bromofluorobenzene (FID) (S)	103	%	70-130		1	07/15/21 14:29	07/16/21 06:44	460-00-4	
4-Bromofluorobenzene (PID) (S)	96	%	70-130		1	07/15/21 14:29	07/16/21 06:44	460-00-4	
8260D/5035A/5030B Volatiles	Analytical Method: EPA 8260D Preparation Method: EPA 5035A/5030B Pace Analytical Services - Charlotte								
Acetone	**191**	ug/kg	123	39.5	1	07/13/21 10:49	07/13/21 17:24	67-64-1	
Benzene	**384**	ug/kg	6.2	2.4	1	07/13/21 10:49	07/13/21 17:24	71-43-2	
Bromobenzene	ND	ug/kg	6.2	2.0	1	07/13/21 10:49	07/13/21 17:24	108-86-1	
Bromochloromethane	ND	ug/kg	6.2	1.8	1	07/13/21 10:49	07/13/21 17:24	74-97-5	
Bromodichloromethane	ND	ug/kg	6.2	2.4	1	07/13/21 10:49	07/13/21 17:24	75-27-4	
Bromoform	ND	ug/kg	6.2	2.2	1	07/13/21 10:49	07/13/21 17:24	75-25-2	
Bromomethane	ND	ug/kg	12.3	9.7	1	07/13/21 10:49	07/13/21 17:24	74-83-9	IK
2-Butanone (MEK)	**58.9J**	ug/kg	123	29.5	1	07/13/21 10:49	07/13/21 17:24	78-93-3	
n-Butylbenzene	ND	ug/kg	6.2	2.9	1	07/13/21 10:49	07/13/21 17:24	104-51-8	
sec-Butylbenzene	ND	ug/kg	6.2	2.7	1	07/13/21 10:49	07/13/21 17:24	135-98-8	
tert-Butylbenzene	ND	ug/kg	6.2	2.2	1	07/13/21 10:49	07/13/21 17:24	98-06-6	
Carbon tetrachloride	ND	ug/kg	6.2	2.3	1	07/13/21 10:49	07/13/21 17:24	56-23-5	
Chlorobenzene	ND	ug/kg	6.2	1.2	1	07/13/21 10:49	07/13/21 17:24	108-90-7	
Chloroethane	ND	ug/kg	12.3	4.8	1	07/13/21 10:49	07/13/21 17:24	75-00-3	
Chloroform	ND	ug/kg	6.2	3.7	1	07/13/21 10:49	07/13/21 17:24	67-66-3	
Chloromethane	ND	ug/kg	12.3	5.2	1	07/13/21 10:49	07/13/21 17:24	74-87-3	
2-Chlorotoluene	ND	ug/kg	6.2	2.2	1	07/13/21 10:49	07/13/21 17:24	95-49-8	
4-Chlorotoluene	ND	ug/kg	6.2	1.1	1	07/13/21 10:49	07/13/21 17:24	106-43-4	
1,2-Dibromo-3-chloropropane	ND	ug/kg	6.2	2.4	1	07/13/21 10:49	07/13/21 17:24	96-12-8	v2
Dibromochloromethane	ND	ug/kg	6.2	3.5	1	07/13/21 10:49	07/13/21 17:24	124-48-1	
1,2-Dibromoethane (EDB)	ND	ug/kg	6.2	2.7	1	07/13/21 10:49	07/13/21 17:24	106-93-4	
Dibromomethane	ND	ug/kg	6.2	1.3	1	07/13/21 10:49	07/13/21 17:24	74-95-3	
1,2-Dichlorobenzene	ND	ug/kg	6.2	2.2	1	07/13/21 10:49	07/13/21 17:24	95-50-1	
1,3-Dichlorobenzene	ND	ug/kg	6.2	1.9	1	07/13/21 10:49	07/13/21 17:24	541-73-1	
1,4-Dichlorobenzene	ND	ug/kg	6.2	1.6	1	07/13/21 10:49	07/13/21 17:24	106-46-7	
Dichlorodifluoromethane	ND	ug/kg	12.3	2.7	1	07/13/21 10:49	07/13/21 17:24	75-71-8	
1,1-Dichloroethane	ND	ug/kg	6.2	2.5	1	07/13/21 10:49	07/13/21 17:24	75-34-3	
1,2-Dichloroethane	ND	ug/kg	6.2	4.1	1	07/13/21 10:49	07/13/21 17:24	107-06-2	
1,1-Dichloroethene	ND	ug/kg	6.2	2.5	1	07/13/21 10:49	07/13/21 17:24	75-35-4	
cis-1,2-Dichloroethene	ND	ug/kg	6.2	2.1	1	07/13/21 10:49	07/13/21 17:24	156-59-2	
trans-1,2-Dichloroethene	ND	ug/kg	6.2	2.2	1	07/13/21 10:49	07/13/21 17:24	156-60-5	
1,2-Dichloropropane	ND	ug/kg	6.2	1.8	1	07/13/21 10:49	07/13/21 17:24	78-87-5	
1,3-Dichloropropane	ND	ug/kg	6.2	1.9	1	07/13/21 10:49	07/13/21 17:24	142-28-9	
2,2-Dichloropropane	ND	ug/kg	6.2	2.0	1	07/13/21 10:49	07/13/21 17:24	594-20-7	

REPORT OF LABORATORY ANALYSIS

This report shall not be reproduced, except in full,
without the written consent of Pace Analytical Services, LLC.

Pace Analytical Services, LLC
9800 Kincey Ave. Suite 100
Huntersville, NC 28078
(704)875-9092

ANALYTICAL RESULTS

Project: CPC Huntersville/2020-L1-2448
Pace Project No.: 92548816

Sample: AD4 (36-38.5') **Lab ID: 92548816009** Collected: 07/08/21 17:10 Received: 07/09/21 13:42 Matrix: Solid

Results reported on a "dry weight" basis and are adjusted for percent moisture, sample size and any dilutions.

Parameters	Results	Units	Report Limit	MDL	DF	Prepared	Analyzed	CAS No.	Qual
8260D/5035A/5030B Volatiles	Analytical Method: EPA 8260D Preparation Method: EPA 5035A/5030B Pace Analytical Services - Charlotte								
1,1-Dichloropropene	ND	ug/kg	6.2	3.0	1	07/13/21 10:49	07/13/21 17:24	563-58-6	
cis-1,3-Dichloropropene	ND	ug/kg	6.2	1.7	1	07/13/21 10:49	07/13/21 17:24	10061-01-5	
trans-1,3-Dichloropropene	ND	ug/kg	6.2	2.1	1	07/13/21 10:49	07/13/21 17:24	10061-02-6	
Diisopropyl ether	**110**	ug/kg	6.2	1.7	1	07/13/21 10:49	07/13/21 17:24	108-20-3	
Ethylbenzene	**185**	ug/kg	6.2	2.9	1	07/13/21 10:49	07/13/21 17:24	100-41-4	
Hexachloro-1,3-butadiene	ND	ug/kg	12.3	10.1	1	07/13/21 10:49	07/13/21 17:24	87-68-3	
2-Hexanone	ND	ug/kg	61.5	5.9	1	07/13/21 10:49	07/13/21 17:24	591-78-6	
Isopropylbenzene (Cumene)	**16.0**	ug/kg	6.2	2.1	1	07/13/21 10:49	07/13/21 17:24	98-82-8	
p-Isopropyltoluene	**15.9**	ug/kg	6.2	3.0	1	07/13/21 10:49	07/13/21 17:24	99-87-6	
Methylene Chloride	ND	ug/kg	24.6	16.9	1	07/13/21 10:49	07/13/21 17:24	75-09-2	
4-Methyl-2-pentanone (MIBK)	ND	ug/kg	61.5	5.9	1	07/13/21 10:49	07/13/21 17:24	108-10-1	
Methyl-tert-butyl ether	ND	ug/kg	6.2	2.3	1	07/13/21 10:49	07/13/21 17:24	1634-04-4	
Naphthalene	**159**	ug/kg	6.2	3.2	1	07/13/21 10:49	07/13/21 17:24	91-20-3	
n-Propylbenzene	ND	ug/kg	6.2	2.2	1	07/13/21 10:49	07/13/21 17:24	103-65-1	
Styrene	**9.7**	ug/kg	6.2	1.6	1	07/13/21 10:49	07/13/21 17:24	100-42-5	
1,1,1,2-Tetrachloroethane	ND	ug/kg	6.2	2.4	1	07/13/21 10:49	07/13/21 17:24	630-20-6	
1,1,2,2-Tetrachloroethane	ND	ug/kg	6.2	1.6	1	07/13/21 10:49	07/13/21 17:24	79-34-5	
Tetrachloroethene	ND	ug/kg	6.2	1.9	1	07/13/21 10:49	07/13/21 17:24	127-18-4	
Toluene	**1190**	ug/kg	6.2	1.7	1	07/13/21 10:49	07/13/21 17:24	108-88-3	
1,2,3-Trichlorobenzene	ND	ug/kg	6.2	5.0	1	07/13/21 10:49	07/13/21 17:24	87-61-6	
1,2,4-Trichlorobenzene	ND	ug/kg	6.2	5.2	1	07/13/21 10:49	07/13/21 17:24	120-82-1	
1,1,1-Trichloroethane	ND	ug/kg	6.2	3.2	1	07/13/21 10:49	07/13/21 17:24	71-55-6	
1,1,2-Trichloroethane	ND	ug/kg	6.2	2.0	1	07/13/21 10:49	07/13/21 17:24	79-00-5	
Trichloroethene	ND	ug/kg	6.2	1.6	1	07/13/21 10:49	07/13/21 17:24	79-01-6	
Trichlorofluoromethane	ND	ug/kg	6.2	3.4	1	07/13/21 10:49	07/13/21 17:24	75-69-4	
1,2,3-Trichloropropane	ND	ug/kg	6.2	3.1	1	07/13/21 10:49	07/13/21 17:24	96-18-4	
1,2,4-Trimethylbenzene	**339**	ug/kg	6.2	1.7	1	07/13/21 10:49	07/13/21 17:24	95-63-6	
1,3,5-Trimethylbenzene	ND	ug/kg	6.2	2.1	1	07/13/21 10:49	07/13/21 17:24	108-67-8	
Vinyl acetate	ND	ug/kg	61.5	4.5	1	07/13/21 10:49	07/13/21 17:24	108-05-4	
Vinyl chloride	ND	ug/kg	12.3	3.1	1	07/13/21 10:49	07/13/21 17:24	75-01-4	
Xylene (Total)	**1000**	ug/kg	12.3	3.5	1	07/13/21 10:49	07/13/21 17:24	1330-20-7	
m&p-Xylene	**676**	ug/kg	12.3	4.2	1	07/13/21 10:49	07/13/21 17:24	179601-23-1	
o-Xylene	**327**	ug/kg	6.2	2.7	1	07/13/21 10:49	07/13/21 17:24	95-47-6	
Surrogates									
Toluene-d8 (S)	102	%	70-130		1	07/13/21 10:49	07/13/21 17:24	2037-26-5	
4-Bromofluorobenzene (S)	101	%	69-134		1	07/13/21 10:49	07/13/21 17:24	460-00-4	
1,2-Dichloroethane-d4 (S)	108	%	70-130		1	07/13/21 10:49	07/13/21 17:24	17060-07-0	
Percent Moisture	Analytical Method: SW-846 Pace Analytical Services - Charlotte								
Percent Moisture	**14.8**	%	0.10	0.10	1		07/12/21 14:33		N2

REPORT OF LABORATORY ANALYSIS

This report shall not be reproduced, except in full,
without the written consent of Pace Analytical Services, LLC.

Pace Analytical Services, LLC
9800 Kincey Ave. Suite 100
Huntersville, NC 28078
(704)875-9092

QUALITY CONTROL DATA

Project: CPC Huntersville/2020-L1-2448
Pace Project No.: 92548816

QC Batch: 633688 Analysis Method: MADEP VPH
QC Batch Method: MADEP VPH Analysis Description: VPH NC Soil
Laboratory: Pace Analytical Services - Charlotte
Associated Lab Samples: 92548816001, 92548816002, 92548816003, 92548816004, 92548816005, 92548816006, 92548816007, 92548816009

METHOD BLANK: 3328348 Matrix: Solid
Associated Lab Samples: 92548816001, 92548816002, 92548816003, 92548816004, 92548816005, 92548816006, 92548816007, 92548816009

Parameter	Units	Blank Result	Reporting Limit	MDL	Analyzed	Qualifiers
Aliphatic (C05-C08)	mg/kg	ND	2.5	2.5	07/15/21 16:28	N2
Aromatic (C09-C10)	mg/kg	ND	2.5	2.5	07/15/21 16:28	N2
4-Bromofluorobenzene (FID) (S)	%	96	70-130		07/15/21 16:28	
4-Bromofluorobenzene (PID) (S)	%	88	70-130		07/15/21 16:28	

LABORATORY CONTROL SAMPLE & LCSD: 3328349 3328350

Parameter	Units	Spike Conc.	LCS Result	LCSD Result	LCS % Rec	LCSD % Rec	% Rec Limits	RPD	Max RPD	Qualifiers
Aliphatic (C05-C08)	mg/kg	14.9	13.7	13.5	92	91	70-130	1	25	N2
Aromatic (C09-C10)	mg/kg	5	5.0	5.1	100	104	70-130	3	25	N2
4-Bromofluorobenzene (FID) (S)	%				95	97	70-130			
4-Bromofluorobenzene (PID) (S)	%				86	87	70-130			

Results presented on this page are in the units indicated by the "Units" column except where an alternate unit is presented to the right of the result.

REPORT OF LABORATORY ANALYSIS

This report shall not be reproduced, except in full,
without the written consent of Pace Analytical Services, LLC.

Pace Analytical Services, LLC
9800 Kincey Ave. Suite 100
Huntersville, NC 28078
(704)875-9092

QUALITY CONTROL DATA

Project: CPC Huntersville/2020-L1-2448
Pace Project No.: 92548816

QC Batch: 633954
QC Batch Method: MADEP VPH
Analysis Method: MADEP VPH
Analysis Description: VPH NC Soil
Laboratory: Pace Analytical Services - Charlotte
Associated Lab Samples: 92548816008

METHOD BLANK: 3329675 Matrix: Solid
Associated Lab Samples: 92548816008

Parameter	Units	Blank Result	Reporting Limit	MDL	Analyzed	Qualifiers
Aliphatic (C05-C08)	mg/kg	ND	2.5	2.5	07/16/21 15:45	N2
Aromatic (C09-C10)	mg/kg	ND	2.5	2.5	07/16/21 15:45	N2
4-Bromofluorobenzene (FID) (S)	%	94	70-130		07/16/21 15:45	
4-Bromofluorobenzene (PID) (S)	%	87	70-130		07/16/21 15:45	

LABORATORY CONTROL SAMPLE & LCSD: 3329676 3329677

Parameter	Units	Spike Conc.	LCS Result	LCSD Result	LCS % Rec	LCSD % Rec	% Rec Limits	RPD	Max RPD	Qualifiers
Aliphatic (C05-C08)	mg/kg	14.9	13.2	12.4	89	84	70-130	6	25	N2
Aromatic (C09-C10)	mg/kg	5	5.0	4.6	101	93	70-130	9	25	N2
4-Bromofluorobenzene (FID) (S)	%				96	94	70-130			
4-Bromofluorobenzene (PID) (S)	%				85	84	70-130			

Results presented on this page are in the units indicated by the "Units" column except where an alternate unit is presented to the right of the result.

REPORT OF LABORATORY ANALYSIS

This report shall not be reproduced, except in full,
without the written consent of Pace Analytical Services, LLC.

Pace Analytical Services, LLC
9800 Kincey Ave. Suite 100
Huntersville, NC 28078
(704)875-9092

QUALITY CONTROL DATA

Project: CPC Huntersville/2020-L1-2448
Pace Project No.: 92548816

QC Batch: 632773
QC Batch Method: EPA 5035A/5030B
Analysis Method: EPA 8260D
Analysis Description: 8260D 5035A 5030B
Laboratory: Pace Analytical Services - Charlotte
Associated Lab Samples: 92548816001, 92548816002

METHOD BLANK: 3324054 Matrix: Solid
Associated Lab Samples: 92548816001, 92548816002

Parameter	Units	Blank Result	Reporting Limit	MDL	Analyzed	Qualifiers
1,1,1,2-Tetrachloroethane	ug/kg	ND	5.0	1.9	07/12/21 23:31	
1,1,1-Trichloroethane	ug/kg	ND	5.0	2.6	07/12/21 23:31	
1,1,2,2-Tetrachloroethane	ug/kg	ND	5.0	1.3	07/12/21 23:31	
1,1,2-Trichloroethane	ug/kg	ND	5.0	1.7	07/12/21 23:31	
1,1-Dichloroethane	ug/kg	ND	5.0	2.1	07/12/21 23:31	
1,1-Dichloroethene	ug/kg	ND	5.0	2.1	07/12/21 23:31	
1,1-Dichloropropene	ug/kg	ND	5.0	2.4	07/12/21 23:31	
1,2,3-Trichlorobenzene	ug/kg	ND	5.0	4.0	07/12/21 23:31	
1,2,3-Trichloropropane	ug/kg	ND	5.0	2.5	07/12/21 23:31	
1,2,4-Trichlorobenzene	ug/kg	ND	5.0	4.2	07/12/21 23:31	
1,2,4-Trimethylbenzene	ug/kg	ND	5.0	1.4	07/12/21 23:31	
1,2-Dibromo-3-chloropropane	ug/kg	ND	5.0	1.9	07/12/21 23:31	
1,2-Dibromoethane (EDB)	ug/kg	ND	5.0	2.2	07/12/21 23:31	
1,2-Dichlorobenzene	ug/kg	ND	5.0	1.8	07/12/21 23:31	
1,2-Dichloroethane	ug/kg	ND	5.0	3.3	07/12/21 23:31	
1,2-Dichloropropane	ug/kg	ND	5.0	1.5	07/12/21 23:31	
1,3,5-Trimethylbenzene	ug/kg	ND	5.0	1.7	07/12/21 23:31	
1,3-Dichlorobenzene	ug/kg	ND	5.0	1.6	07/12/21 23:31	
1,3-Dichloropropane	ug/kg	ND	5.0	1.6	07/12/21 23:31	
1,4-Dichlorobenzene	ug/kg	ND	5.0	1.3	07/12/21 23:31	
2,2-Dichloropropane	ug/kg	ND	5.0	1.6	07/12/21 23:31	
2-Butanone (MEK)	ug/kg	ND	100	24.0	07/12/21 23:31	
2-Chlorotoluene	ug/kg	ND	5.0	1.8	07/12/21 23:31	
2-Hexanone	ug/kg	ND	50.0	4.8	07/12/21 23:31	
4-Chlorotoluene	ug/kg	ND	5.0	0.88	07/12/21 23:31	
4-Methyl-2-pentanone (MIBK)	ug/kg	ND	50.0	4.8	07/12/21 23:31	
Acetone	ug/kg	ND	100	32.1	07/12/21 23:31	
Benzene	ug/kg	ND	5.0	2.0	07/12/21 23:31	
Bromobenzene	ug/kg	ND	5.0	1.6	07/12/21 23:31	
Bromochloromethane	ug/kg	ND	5.0	1.5	07/12/21 23:31	
Bromodichloromethane	ug/kg	ND	5.0	1.9	07/12/21 23:31	
Bromoform	ug/kg	ND	5.0	1.8	07/12/21 23:31	
Bromomethane	ug/kg	ND	10.0	7.9	07/12/21 23:31	IK
Carbon tetrachloride	ug/kg	ND	5.0	1.9	07/12/21 23:31	
Chlorobenzene	ug/kg	ND	5.0	0.96	07/12/21 23:31	
Chloroethane	ug/kg	ND	10.0	3.9	07/12/21 23:31	
Chloroform	ug/kg	ND	5.0	3.0	07/12/21 23:31	
Chloromethane	ug/kg	ND	10.0	4.2	07/12/21 23:31	
cis-1,2-Dichloroethene	ug/kg	ND	5.0	1.7	07/12/21 23:31	
cis-1,3-Dichloropropene	ug/kg	ND	5.0	1.4	07/12/21 23:31	

Results presented on this page are in the units indicated by the "Units" column except where an alternate unit is presented to the right of the result.

REPORT OF LABORATORY ANALYSIS

This report shall not be reproduced, except in full,
without the written consent of Pace Analytical Services, LLC.

Pace Analytical Services, LLC
9800 Kincey Ave. Suite 100
Huntersville, NC 28078
(704)875-9092

QUALITY CONTROL DATA

Project: CPC Huntersville/2020-L1-2448
Pace Project No.: 92548816

METHOD BLANK: 3324054 Matrix: Solid
Associated Lab Samples: 92548816001, 92548816002

Parameter	Units	Blank Result	Reporting Limit	MDL	Analyzed	Qualifiers
Dibromochloromethane	ug/kg	ND	5.0	2.8	07/12/21 23:31	
Dibromomethane	ug/kg	ND	5.0	1.1	07/12/21 23:31	
Dichlorodifluoromethane	ug/kg	ND	10.0	2.2	07/12/21 23:31	
Diisopropyl ether	ug/kg	ND	5.0	1.4	07/12/21 23:31	
Ethylbenzene	ug/kg	ND	5.0	2.3	07/12/21 23:31	
Hexachloro-1,3-butadiene	ug/kg	ND	10.0	8.2	07/12/21 23:31	
Isopropylbenzene (Cumene)	ug/kg	ND	5.0	1.7	07/12/21 23:31	
m&p-Xylene	ug/kg	ND	10.0	3.4	07/12/21 23:31	
Methyl-tert-butyl ether	ug/kg	ND	5.0	1.9	07/12/21 23:31	
Methylene Chloride	ug/kg	ND	20.0	13.7	07/12/21 23:31	
n-Butylbenzene	ug/kg	ND	5.0	2.4	07/12/21 23:31	
n-Propylbenzene	ug/kg	ND	5.0	1.8	07/12/21 23:31	
Naphthalene	ug/kg	ND	5.0	2.6	07/12/21 23:31	
o-Xylene	ug/kg	ND	5.0	2.2	07/12/21 23:31	
p-Isopropyltoluene	ug/kg	ND	5.0	2.5	07/12/21 23:31	
sec-Butylbenzene	ug/kg	ND	5.0	2.2	07/12/21 23:31	
Styrene	ug/kg	ND	5.0	1.3	07/12/21 23:31	
tert-Butylbenzene	ug/kg	ND	5.0	1.8	07/12/21 23:31	
Tetrachloroethene	ug/kg	ND	5.0	1.6	07/12/21 23:31	
Toluene	ug/kg	ND	5.0	1.4	07/12/21 23:31	
trans-1,2-Dichloroethene	ug/kg	ND	5.0	1.8	07/12/21 23:31	
trans-1,3-Dichloropropene	ug/kg	ND	5.0	1.7	07/12/21 23:31	
Trichloroethene	ug/kg	ND	5.0	1.3	07/12/21 23:31	
Trichlorofluoromethane	ug/kg	ND	5.0	2.8	07/12/21 23:31	
Vinyl acetate	ug/kg	ND	50.0	3.6	07/12/21 23:31	
Vinyl chloride	ug/kg	ND	10.0	2.5	07/12/21 23:31	
Xylene (Total)	ug/kg	ND	10.0	2.8	07/12/21 23:31	
1,2-Dichloroethane-d4 (S)	%	112	70-130		07/12/21 23:31	
4-Bromofluorobenzene (S)	%	99	69-134		07/12/21 23:31	
Toluene-d8 (S)	%	100	70-130		07/12/21 23:31	

LABORATORY CONTROL SAMPLE: 3324055

Parameter	Units	Spike Conc.	LCS Result	LCS % Rec	% Rec Limits	Qualifiers
1,1,1,2-Tetrachloroethane	ug/kg	1250	1130	91	70-130	
1,1,1-Trichloroethane	ug/kg	1250	1110	88	70-130	
1,1,2,2-Tetrachloroethane	ug/kg	1250	1050	84	70-130	
1,1,2-Trichloroethane	ug/kg	1250	1060	85	70-130	
1,1-Dichloroethane	ug/kg	1250	1230	98	70-130	
1,1-Dichloroethene	ug/kg	1250	1210	97	70-130	
1,1-Dichloropropene	ug/kg	1250	1190	95	70-130	
1,2,3-Trichlorobenzene	ug/kg	1250	1080	86	65-130	
1,2,3-Trichloropropane	ug/kg	1250	1090	87	70-130	
1,2,4-Trichlorobenzene	ug/kg	1250	1080	86	68-130	

Results presented on this page are in the units indicated by the "Units" column except where an alternate unit is presented to the right of the result.

REPORT OF LABORATORY ANALYSIS

This report shall not be reproduced, except in full,
without the written consent of Pace Analytical Services, LLC.

Pace Analytical Services, LLC
9800 Kincey Ave. Suite 100
Huntersville, NC 28078
(704)875-9092

QUALITY CONTROL DATA

Project: CPC Huntersville/2020-L1-2448
Pace Project No.: 92548816

LABORATORY CONTROL SAMPLE: 3324055

Parameter	Units	Spike Conc.	LCS Result	LCS % Rec	% Rec Limits	Qualifiers
1,2,4-Trimethylbenzene	ug/kg	1250	1080	86	70-130	
1,2-Dibromo-3-chloropropane	ug/kg	1250	1060	85	70-130	
1,2-Dibromoethane (EDB)	ug/kg	1250	1120	90	70-130	
1,2-Dichlorobenzene	ug/kg	1250	1080	86	70-130	
1,2-Dichloroethane	ug/kg	1250	1120	89	63-130	
1,2-Dichloropropane	ug/kg	1250	1160	92	70-130	
1,3,5-Trimethylbenzene	ug/kg	1250	1100	88	70-130	
1,3-Dichlorobenzene	ug/kg	1250	1080	87	70-130	
1,3-Dichloropropane	ug/kg	1250	1130	90	70-130	
1,4-Dichlorobenzene	ug/kg	1250	1080	86	70-130	
2,2-Dichloropropane	ug/kg	1250	1040	83	66-130	
2-Butanone (MEK)	ug/kg	2500	2300	92	70-130	
2-Chlorotoluene	ug/kg	1250	1150	92	70-130	
2-Hexanone	ug/kg	2500	2270	91	70-130	
4-Chlorotoluene	ug/kg	1250	1060	85	70-130	
4-Methyl-2-pentanone (MIBK)	ug/kg	2500	2260	90	70-130	
Acetone	ug/kg	2500	2420	97	69-130	
Benzene	ug/kg	1250	1150	92	70-130	
Bromobenzene	ug/kg	1250	1150	92	70-130	
Bromochloromethane	ug/kg	1250	1230	98	70-130	
Bromodichloromethane	ug/kg	1250	1030	83	69-130	
Bromoform	ug/kg	1250	1090	87	70-130	
Bromomethane	ug/kg	1250	1400	112	52-130	IK
Carbon tetrachloride	ug/kg	1250	1180	94	70-130	
Chlorobenzene	ug/kg	1250	1140	91	70-130	
Chloroethane	ug/kg	1250	1250	100	65-130	
Chloroform	ug/kg	1250	1280	102	70-130	
Chloromethane	ug/kg	1250	1110	89	55-130	
cis-1,2-Dichloroethene	ug/kg	1250	1190	95	70-130	
cis-1,3-Dichloropropene	ug/kg	1250	1130	90	70-130	
Dibromochloromethane	ug/kg	1250	1110	88	70-130	
Dibromomethane	ug/kg	1250	1160	93	70-130	
Dichlorodifluoromethane	ug/kg	1250	1210	97	45-156	
Diisopropyl ether	ug/kg	1250	1110	89	70-130	
Ethylbenzene	ug/kg	1250	1230	98	70-130	
Hexachloro-1,3-butadiene	ug/kg	1250	1090	87	66-130	
Isopropylbenzene (Cumene)	ug/kg	1250	1140	92	70-130	
m&p-Xylene	ug/kg	2500	2260	90	70-130	
Methyl-tert-butyl ether	ug/kg	1250	1120	89	70-130	
Methylene Chloride	ug/kg	1250	1260	101	65-130	
n-Butylbenzene	ug/kg	1250	1130	90	67-130	
n-Propylbenzene	ug/kg	1250	1150	92	70-130	
Naphthalene	ug/kg	1250	1050	84	70-130	
o-Xylene	ug/kg	1250	1140	91	70-130	
p-Isopropyltoluene	ug/kg	1250	1100	88	67-130	
sec-Butylbenzene	ug/kg	1250	1100	88	69-130	
Styrene	ug/kg	1250	1130	90	70-130	

Results presented on this page are in the units indicated by the "Units" column except where an alternate unit is presented to the right of the result.

REPORT OF LABORATORY ANALYSIS

This report shall not be reproduced, except in full,
without the written consent of Pace Analytical Services, LLC.

Pace Analytical Services, LLC
9800 Kincey Ave. Suite 100
Huntersville, NC 28078
(704)875-9092

QUALITY CONTROL DATA

Project: CPC Huntersville/2020-L1-2448
Pace Project No.: 92548816

LABORATORY CONTROL SAMPLE: 3324055

Parameter	Units	Spike Conc.	LCS Result	LCS % Rec	% Rec Limits	Qualifiers
tert-Butylbenzene	ug/kg	1250	1050	84	67-130	
Tetrachloroethene	ug/kg	1250	1060	85	70-130	
Toluene	ug/kg	1250	1110	88	70-130	
trans-1,2-Dichloroethene	ug/kg	1250	1210	97	70-130	
trans-1,3-Dichloropropene	ug/kg	1250	1130	90	68-130	
Trichloroethene	ug/kg	1250	1170	93	70-130	
Trichlorofluoromethane	ug/kg	1250	1160	93	70-130	
Vinyl acetate	ug/kg	2500	2550	102	70-130	
Vinyl chloride	ug/kg	1250	1200	96	61-130	
Xylene (Total)	ug/kg	3750	3400	91	70-130	
1,2-Dichloroethane-d4 (S)	%			101	70-130	
4-Bromofluorobenzene (S)	%			98	69-134	
Toluene-d8 (S)	%			102	70-130	

MATRIX SPIKE SAMPLE: 3324057

Parameter	Units	92548792005 Result	Spike Conc.	MS Result	MS % Rec	% Rec Limits	Qualifiers
1,1,1,2-Tetrachloroethane	ug/kg	ND	537	484	90	70-131	
1,1,1-Trichloroethane	ug/kg	ND	537	463	86	65-133	
1,1,2,2-Tetrachloroethane	ug/kg	ND	537	430	80	66-130	
1,1,2-Trichloroethane	ug/kg	ND	537	446	83	66-133	
1,1-Dichloroethane	ug/kg	ND	537	513	96	65-130	
1,1-Dichloroethene	ug/kg	ND	537	512	95	10-158	
1,1-Dichloropropene	ug/kg	ND	537	513	95	68-133	
1,2,3-Trichlorobenzene	ug/kg	ND	537	486	90	27-138	
1,2,3-Trichloropropane	ug/kg	ND	537	437	81	67-130	
1,2,4-Trichlorobenzene	ug/kg	ND	537	485	90	51-134	
1,2,4-Trimethylbenzene	ug/kg	ND	537	470	88	63-136	
1,2-Dibromo-3-chloropropane	ug/kg	ND	537	407	76	32-130	
1,2-Dibromoethane (EDB)	ug/kg	ND	537	480	89	70-130	
1,2-Dichlorobenzene	ug/kg	ND	537	468	87	69-130	
1,2-Dichloroethane	ug/kg	ND	537	476	89	59-130	
1,2-Dichloropropane	ug/kg	ND	537	503	94	70-130	
1,3,5-Trimethylbenzene	ug/kg	ND	537	474	88	65-137	
1,3-Dichlorobenzene	ug/kg	ND	537	480	89	70-130	
1,3-Dichloropropane	ug/kg	ND	537	495	92	70-130	
1,4-Dichlorobenzene	ug/kg	ND	537	465	87	68-130	
2,2-Dichloropropane	ug/kg	ND	537	397	74	32-130	
2-Butanone (MEK)	ug/kg	ND	1070	820	76	10-136	
2-Chlorotoluene	ug/kg	ND	537	487	91	69-141	
2-Hexanone	ug/kg	ND	1070	835	78	10-144	
4-Chlorotoluene	ug/kg	ND	537	464	86	70-132	
4-Methyl-2-pentanone (MIBK)	ug/kg	ND	1070	862	80	25-143	
Acetone	ug/kg	ND	1070	732	68	10-130	
Benzene	ug/kg	ND	537	503	94	67-130	

Results presented on this page are in the units indicated by the "Units" column except where an alternate unit is presented to the right of the result.

REPORT OF LABORATORY ANALYSIS

This report shall not be reproduced, except in full,
without the written consent of Pace Analytical Services, LLC.

Pace Analytical Services, LLC
9800 Kincey Ave. Suite 100
Huntersville, NC 28078
(704)875-9092

QUALITY CONTROL DATA

Project: CPC Huntersville/2020-L1-2448
Pace Project No.: 92548816

MATRIX SPIKE SAMPLE: 3324057

Parameter	Units	92548792005 Result	Spike Conc.	MS Result	MS % Rec	% Rec Limits	Qualifiers
Bromobenzene	ug/kg	ND	537	484	90	70-130	
Bromochloromethane	ug/kg	ND	537	488	91	69-134	
Bromodichloromethane	ug/kg	ND	537	424	79	64-130	
Bromoform	ug/kg	ND	537	408	76	62-130	
Bromomethane	ug/kg	ND	537	372	69	20-176	IK
Carbon tetrachloride	ug/kg	ND	537	488	91	65-140	
Chlorobenzene	ug/kg	ND	537	510	95	70-130	
Chloroethane	ug/kg	ND	537	181	34	10-130	
Chloroform	ug/kg	ND	537	529	99	63-130	
Chloromethane	ug/kg	ND	537	496	92	58-130	
cis-1,2-Dichloroethene	ug/kg	ND	537	500	93	66-130	
cis-1,3-Dichloropropene	ug/kg	ND	537	460	86	67-130	
Dibromochloromethane	ug/kg	ND	537	454	85	67-130	
Dibromomethane	ug/kg	ND	537	489	91	63-131	
Dichlorodifluoromethane	ug/kg	ND	537	473	88	44-180	
Diisopropyl ether	ug/kg	ND	537	462	86	63-130	
Ethylbenzene	ug/kg	ND	537	562	105	66-130	
Hexachloro-1,3-butadiene	ug/kg	ND	537	497	93	64-150	
Isopropylbenzene (Cumene)	ug/kg	ND	537	527	98	69-135	
m&p-Xylene	ug/kg	ND	1070	1050	98	60-133	
Methyl-tert-butyl ether	ug/kg	ND	537	458	85	65-130	
Methylene Chloride	ug/kg	ND	537	539	100	61-130	
n-Butylbenzene	ug/kg	ND	537	496	92	65-140	
n-Propylbenzene	ug/kg	ND	537	504	94	67-140	
Naphthalene	ug/kg	ND	537	450	84	15-145	
o-Xylene	ug/kg	ND	537	508	95	66-133	
p-Isopropyltoluene	ug/kg	ND	537	483	90	56-147	
sec-Butylbenzene	ug/kg	ND	537	497	92	65-139	
Styrene	ug/kg	ND	537	494	92	70-132	
tert-Butylbenzene	ug/kg	ND	537	485	90	62-135	
Tetrachloroethene	ug/kg	ND	537	471	88	70-135	
Toluene	ug/kg	ND	537	484	90	67-130	
trans-1,2-Dichloroethene	ug/kg	ND	537	516	96	69-130	
trans-1,3-Dichloropropene	ug/kg	ND	537	454	85	62-130	
Trichloroethene	ug/kg	ND	537	516	96	70-135	
Trichlorofluoromethane	ug/kg	ND	537	145	27	10-130	
Vinyl acetate	ug/kg	ND	1070	988	92	53-130	
Vinyl chloride	ug/kg	ND	537	488	91	61-148	
Xylene (Total)	ug/kg	ND	1610	1560	97	63-132	
1,2-Dichloroethane-d4 (S)	%				108	70-130	
4-Bromofluorobenzene (S)	%				100	69-134	
Toluene-d8 (S)	%				100	70-130	

Results presented on this page are in the units indicated by the "Units" column except where an alternate unit is presented to the right of the result.

REPORT OF LABORATORY ANALYSIS

This report shall not be reproduced, except in full,
without the written consent of Pace Analytical Services, LLC.

Pace Analytical Services, LLC
9800 Kincey Ave. Suite 100
Huntersville, NC 28078
(704)875-9092

QUALITY CONTROL DATA

Project: CPC Huntersville/2020-L1-2448
Pace Project No.: 92548816

SAMPLE DUPLICATE: 3324056

Parameter	Units	92548792004 Result	Dup Result	RPD	Max RPD	Qualifiers
1,1,1,2-Tetrachloroethane	ug/kg	ND	ND		30	
1,1,1-Trichloroethane	ug/kg	ND	ND		30	
1,1,2,2-Tetrachloroethane	ug/kg	ND	ND		30	
1,1,2-Trichloroethane	ug/kg	ND	ND		30	
1,1-Dichloroethane	ug/kg	ND	ND		30	
1,1-Dichloroethene	ug/kg	ND	ND		30	
1,1-Dichloropropene	ug/kg	ND	ND		30	
1,2,3-Trichlorobenzene	ug/kg	ND	ND		30	
1,2,3-Trichloropropane	ug/kg	ND	ND		30	
1,2,4-Trichlorobenzene	ug/kg	ND	ND		30	
1,2,4-Trimethylbenzene	ug/kg	6.1J	6.0J		30	
1,2-Dibromo-3-chloropropane	ug/kg	ND	ND		30	
1,2-Dibromoethane (EDB)	ug/kg	ND	ND		30	
1,2-Dichlorobenzene	ug/kg	ND	ND		30	
1,2-Dichloroethane	ug/kg	ND	ND		30	
1,2-Dichloropropane	ug/kg	ND	ND		30	
1,3,5-Trimethylbenzene	ug/kg	ND	ND		30	
1,3-Dichlorobenzene	ug/kg	ND	ND		30	
1,3-Dichloropropane	ug/kg	ND	ND		30	
1,4-Dichlorobenzene	ug/kg	ND	ND		30	
2,2-Dichloropropane	ug/kg	ND	ND		30	
2-Butanone (MEK)	ug/kg	ND	ND		30	
2-Chlorotoluene	ug/kg	ND	ND		30	
2-Hexanone	ug/kg	ND	ND		30	
4-Chlorotoluene	ug/kg	ND	ND		30	
4-Methyl-2-pentanone (MIBK)	ug/kg	ND	ND		30	
Acetone	ug/kg	ND	ND		30	
Benzene	ug/kg	ND	ND		30	
Bromobenzene	ug/kg	ND	ND		30	
Bromochloromethane	ug/kg	ND	ND		30	
Bromodichloromethane	ug/kg	ND	ND		30	
Bromoform	ug/kg	ND	ND		30	
Bromomethane	ug/kg	ND	ND		30	IK
Carbon tetrachloride	ug/kg	ND	ND		30	
Chlorobenzene	ug/kg	ND	ND		30	
Chloroethane	ug/kg	ND	ND		30	
Chloroform	ug/kg	ND	ND		30	
Chloromethane	ug/kg	ND	ND		30	
cis-1,2-Dichloroethene	ug/kg	ND	ND		30	
cis-1,3-Dichloropropene	ug/kg	ND	ND		30	
Dibromochloromethane	ug/kg	ND	ND		30	
Dibromomethane	ug/kg	ND	ND		30	
Dichlorodifluoromethane	ug/kg	ND	ND		30	
Diisopropyl ether	ug/kg	ND	ND		30	
Ethylbenzene	ug/kg	ND	ND		30	
Hexachloro-1,3-butadiene	ug/kg	ND	ND		30	
Isopropylbenzene (Cumene)	ug/kg	ND	ND		30	

Results presented on this page are in the units indicated by the "Units" column except where an alternate unit is presented to the right of the result.

REPORT OF LABORATORY ANALYSIS

This report shall not be reproduced, except in full,
without the written consent of Pace Analytical Services, LLC.

Pace Analytical Services, LLC
9800 Kincey Ave. Suite 100
Huntersville, NC 28078
(704)875-9092

QUALITY CONTROL DATA

Project: CPC Huntersville/2020-L1-2448
Pace Project No.: 92548816

SAMPLE DUPLICATE: 3324056

Parameter	Units	92548792004 Result	Dup Result	RPD	Max RPD	Qualifiers
m&p-Xylene	ug/kg	ND	ND		30	
Methyl-tert-butyl ether	ug/kg	3.1J	3.6J		30	
Methylene Chloride	ug/kg	ND	ND		30	
n-Butylbenzene	ug/kg	ND	ND		30	
n-Propylbenzene	ug/kg	ND	ND		30	
Naphthalene	ug/kg	10.9	11.3	4	30	
o-Xylene	ug/kg	ND	ND		30	
p-Isopropyltoluene	ug/kg	ND	ND		30	
sec-Butylbenzene	ug/kg	ND	ND		30	
Styrene	ug/kg	ND	ND		30	
tert-Butylbenzene	ug/kg	ND	ND		30	
Tetrachloroethene	ug/kg	ND	ND		30	
Toluene	ug/kg	ND	ND		30	
trans-1,2-Dichloroethene	ug/kg	ND	ND		30	
trans-1,3-Dichloropropene	ug/kg	ND	ND		30	
Trichloroethene	ug/kg	ND	ND		30	
Trichlorofluoromethane	ug/kg	ND	ND		30	
Vinyl acetate	ug/kg	ND	ND		30	
Vinyl chloride	ug/kg	ND	ND		30	
Xylene (Total)	ug/kg	ND	ND		30	
1,2-Dichloroethane-d4 (S)	%	108	107			
4-Bromofluorobenzene (S)	%	99	101			
Toluene-d8 (S)	%	101	102			

Results presented on this page are in the units indicated by the "Units" column except where an alternate unit is presented to the right of the result.

REPORT OF LABORATORY ANALYSIS

This report shall not be reproduced, except in full,
without the written consent of Pace Analytical Services, LLC.

Pace Analytical Services, LLC
9800 Kincey Ave. Suite 100
Huntersville, NC 28078
(704)875-9092

QUALITY CONTROL DATA

Project: CPC Huntersville/2020-L1-2448
Pace Project No.: 92548816

QC Batch: 633014 | Analysis Method: EPA 8260D
QC Batch Method: EPA 5035A/5030B | Analysis Description: 8260D 5035A 5030B
Laboratory: Pace Analytical Services - Charlotte
Associated Lab Samples: 92548816003, 92548816004, 92548816005, 92548816007, 92548816009

METHOD BLANK: 3324940 Matrix: Solid
Associated Lab Samples: 92548816003, 92548816004, 92548816005, 92548816007, 92548816009

Parameter	Units	Blank Result	Reporting Limit	MDL	Analyzed	Qualifiers
1,1,1,2-Tetrachloroethane	ug/kg	ND	5.0	1.9	07/13/21 12:47	
1,1,1-Trichloroethane	ug/kg	ND	5.0	2.6	07/13/21 12:47	
1,1,2,2-Tetrachloroethane	ug/kg	ND	5.0	1.3	07/13/21 12:47	
1,1,2-Trichloroethane	ug/kg	ND	5.0	1.7	07/13/21 12:47	
1,1-Dichloroethane	ug/kg	ND	5.0	2.1	07/13/21 12:47	
1,1-Dichloroethene	ug/kg	ND	5.0	2.1	07/13/21 12:47	
1,1-Dichloropropene	ug/kg	ND	5.0	2.4	07/13/21 12:47	
1,2,3-Trichlorobenzene	ug/kg	ND	5.0	4.0	07/13/21 12:47	
1,2,3-Trichloropropane	ug/kg	ND	5.0	2.5	07/13/21 12:47	
1,2,4-Trichlorobenzene	ug/kg	ND	5.0	4.2	07/13/21 12:47	
1,2,4-Trimethylbenzene	ug/kg	ND	5.0	1.4	07/13/21 12:47	
1,2-Dibromo-3-chloropropane	ug/kg	ND	5.0	1.9	07/13/21 12:47	v2
1,2-Dibromoethane (EDB)	ug/kg	ND	5.0	2.2	07/13/21 12:47	
1,2-Dichlorobenzene	ug/kg	ND	5.0	1.8	07/13/21 12:47	
1,2-Dichloroethane	ug/kg	ND	5.0	3.3	07/13/21 12:47	
1,2-Dichloropropane	ug/kg	ND	5.0	1.5	07/13/21 12:47	
1,3,5-Trimethylbenzene	ug/kg	ND	5.0	1.7	07/13/21 12:47	
1,3-Dichlorobenzene	ug/kg	ND	5.0	1.6	07/13/21 12:47	
1,3-Dichloropropane	ug/kg	ND	5.0	1.6	07/13/21 12:47	
1,4-Dichlorobenzene	ug/kg	ND	5.0	1.3	07/13/21 12:47	
2,2-Dichloropropane	ug/kg	ND	5.0	1.6	07/13/21 12:47	
2-Butanone (MEK)	ug/kg	ND	100	24.0	07/13/21 12:47	
2-Chlorotoluene	ug/kg	ND	5.0	1.8	07/13/21 12:47	
2-Hexanone	ug/kg	ND	50.0	4.8	07/13/21 12:47	
4-Chlorotoluene	ug/kg	ND	5.0	0.88	07/13/21 12:47	
4-Methyl-2-pentanone (MIBK)	ug/kg	ND	50.0	4.8	07/13/21 12:47	
Acetone	ug/kg	ND	100	32.1	07/13/21 12:47	
Benzene	ug/kg	ND	5.0	2.0	07/13/21 12:47	
Bromobenzene	ug/kg	ND	5.0	1.6	07/13/21 12:47	
Bromochloromethane	ug/kg	ND	5.0	1.5	07/13/21 12:47	
Bromodichloromethane	ug/kg	ND	5.0	1.9	07/13/21 12:47	
Bromoform	ug/kg	ND	5.0	1.8	07/13/21 12:47	
Bromomethane	ug/kg	ND	10.0	7.9	07/13/21 12:47	IK
Carbon tetrachloride	ug/kg	ND	5.0	1.9	07/13/21 12:47	
Chlorobenzene	ug/kg	ND	5.0	0.96	07/13/21 12:47	
Chloroethane	ug/kg	ND	10.0	3.9	07/13/21 12:47	
Chloroform	ug/kg	ND	5.0	3.0	07/13/21 12:47	
Chloromethane	ug/kg	ND	10.0	4.2	07/13/21 12:47	
cis-1,2-Dichloroethene	ug/kg	ND	5.0	1.7	07/13/21 12:47	
cis-1,3-Dichloropropene	ug/kg	ND	5.0	1.4	07/13/21 12:47	

Results presented on this page are in the units indicated by the "Units" column except where an alternate unit is presented to the right of the result.

REPORT OF LABORATORY ANALYSIS

This report shall not be reproduced, except in full,
without the written consent of Pace Analytical Services, LLC.

Pace Analytical Services, LLC
9800 Kincey Ave. Suite 100
Huntersville, NC 28078
(704)875-9092

QUALITY CONTROL DATA

Project: CPC Huntersville/2020-L1-2448
Pace Project No.: 92548816

METHOD BLANK: 3324940 Matrix: Solid
Associated Lab Samples: 92548816003, 92548816004, 92548816005, 92548816007, 92548816009

Parameter	Units	Blank Result	Reporting Limit	MDL	Analyzed	Qualifiers
Dibromochloromethane	ug/kg	ND	5.0	2.8	07/13/21 12:47	
Dibromomethane	ug/kg	ND	5.0	1.1	07/13/21 12:47	
Dichlorodifluoromethane	ug/kg	ND	10.0	2.2	07/13/21 12:47	
Diisopropyl ether	ug/kg	ND	5.0	1.4	07/13/21 12:47	
Ethylbenzene	ug/kg	ND	5.0	2.3	07/13/21 12:47	
Hexachloro-1,3-butadiene	ug/kg	ND	10.0	8.2	07/13/21 12:47	
Isopropylbenzene (Cumene)	ug/kg	ND	5.0	1.7	07/13/21 12:47	
m&p-Xylene	ug/kg	ND	10.0	3.4	07/13/21 12:47	
Methyl-tert-butyl ether	ug/kg	ND	5.0	1.9	07/13/21 12:47	
Methylene Chloride	ug/kg	ND	20.0	13.7	07/13/21 12:47	
n-Butylbenzene	ug/kg	ND	5.0	2.4	07/13/21 12:47	
n-Propylbenzene	ug/kg	ND	5.0	1.8	07/13/21 12:47	
Naphthalene	ug/kg	ND	5.0	2.6	07/13/21 12:47	
o-Xylene	ug/kg	ND	5.0	2.2	07/13/21 12:47	
p-Isopropyltoluene	ug/kg	ND	5.0	2.5	07/13/21 12:47	
sec-Butylbenzene	ug/kg	ND	5.0	2.2	07/13/21 12:47	
Styrene	ug/kg	ND	5.0	1.3	07/13/21 12:47	
tert-Butylbenzene	ug/kg	ND	5.0	1.8	07/13/21 12:47	
Tetrachloroethene	ug/kg	ND	5.0	1.6	07/13/21 12:47	
Toluene	ug/kg	ND	5.0	1.4	07/13/21 12:47	
trans-1,2-Dichloroethene	ug/kg	ND	5.0	1.8	07/13/21 12:47	
trans-1,3-Dichloropropene	ug/kg	ND	5.0	1.7	07/13/21 12:47	
Trichloroethene	ug/kg	ND	5.0	1.3	07/13/21 12:47	
Trichlorofluoromethane	ug/kg	ND	5.0	2.8	07/13/21 12:47	
Vinyl acetate	ug/kg	ND	50.0	3.6	07/13/21 12:47	
Vinyl chloride	ug/kg	ND	10.0	2.5	07/13/21 12:47	
Xylene (Total)	ug/kg	ND	10.0	2.8	07/13/21 12:47	
1,2-Dichloroethane-d4 (S)	%	111	70-130		07/13/21 12:47	
4-Bromofluorobenzene (S)	%	99	69-134		07/13/21 12:47	
Toluene-d8 (S)	%	100	70-130		07/13/21 12:47	

LABORATORY CONTROL SAMPLE: 3324941

Parameter	Units	Spike Conc.	LCS Result	LCS % Rec	% Rec Limits	Qualifiers
1,1,1,2-Tetrachloroethane	ug/kg	1250	1140	91	70-130	
1,1,1-Trichloroethane	ug/kg	1250	1080	86	70-130	
1,1,2,2-Tetrachloroethane	ug/kg	1250	1050	84	70-130	
1,1,2-Trichloroethane	ug/kg	1250	1070	85	70-130	
1,1-Dichloroethane	ug/kg	1250	1200	96	70-130	
1,1-Dichloroethene	ug/kg	1250	1210	96	70-130	
1,1-Dichloropropene	ug/kg	1250	1170	94	70-130	
1,2,3-Trichlorobenzene	ug/kg	1250	1150	92	65-130	
1,2,3-Trichloropropane	ug/kg	1250	1100	88	70-130	
1,2,4-Trichlorobenzene	ug/kg	1250	1150	92	68-130	

Results presented on this page are in the units indicated by the "Units" column except where an alternate unit is presented to the right of the result.

REPORT OF LABORATORY ANALYSIS

This report shall not be reproduced, except in full,
without the written consent of Pace Analytical Services, LLC.

Pace Analytical Services, LLC
9800 Kincey Ave. Suite 100
Huntersville, NC 28078
(704)875-9092

QUALITY CONTROL DATA

Project: CPC Huntersville/2020-L1-2448
Pace Project No.: 92548816

LABORATORY CONTROL SAMPLE: 3324941

Parameter	Units	Spike Conc.	LCS Result	LCS % Rec	% Rec Limits	Qualifiers
1,2,4-Trimethylbenzene	ug/kg	1250	1100	88	70-130	
1,2-Dibromo-3-chloropropane	ug/kg	1250	1050	84	70-130	v3
1,2-Dibromoethane (EDB)	ug/kg	1250	1140	91	70-130	
1,2-Dichlorobenzene	ug/kg	1250	1110	89	70-130	
1,2-Dichloroethane	ug/kg	1250	1100	88	63-130	
1,2-Dichloropropane	ug/kg	1250	1160	92	70-130	
1,3,5-Trimethylbenzene	ug/kg	1250	1130	90	70-130	
1,3-Dichlorobenzene	ug/kg	1250	1100	88	70-130	
1,3-Dichloropropane	ug/kg	1250	1150	92	70-130	
1,4-Dichlorobenzene	ug/kg	1250	1090	87	70-130	
2,2-Dichloropropane	ug/kg	1250	1100	88	66-130	
2-Butanone (MEK)	ug/kg	2500	2250	90	70-130	
2-Chlorotoluene	ug/kg	1250	1150	92	70-130	
2-Hexanone	ug/kg	2500	2190	88	70-130	
4-Chlorotoluene	ug/kg	1250	1100	88	70-130	
4-Methyl-2-pentanone (MIBK)	ug/kg	2500	2230	89	70-130	
Acetone	ug/kg	2500	2270	91	69-130	
Benzene	ug/kg	1250	1150	92	70-130	
Bromobenzene	ug/kg	1250	1150	92	70-130	
Bromochloromethane	ug/kg	1250	1220	97	70-130	
Bromodichloromethane	ug/kg	1250	1040	84	69-130	
Bromoform	ug/kg	1250	1100	88	70-130	
Bromomethane	ug/kg	1250	1290	104	52-130	IK
Carbon tetrachloride	ug/kg	1250	1180	94	70-130	
Chlorobenzene	ug/kg	1250	1160	93	70-130	
Chloroethane	ug/kg	1250	1220	97	65-130	
Chloroform	ug/kg	1250	1250	100	70-130	
Chloromethane	ug/kg	1250	1070	85	55-130	
cis-1,2-Dichloroethene	ug/kg	1250	1150	92	70-130	
cis-1,3-Dichloropropene	ug/kg	1250	1140	92	70-130	
Dibromochloromethane	ug/kg	1250	1120	90	70-130	
Dibromomethane	ug/kg	1250	1170	94	70-130	
Dichlorodifluoromethane	ug/kg	1250	1150	92	45-156	
Diisopropyl ether	ug/kg	1250	1080	87	70-130	
Ethylbenzene	ug/kg	1250	1250	100	70-130	
Hexachloro-1,3-butadiene	ug/kg	1250	1200	96	66-130	
Isopropylbenzene (Cumene)	ug/kg	1250	1180	94	70-130	
m&p-Xylene	ug/kg	2500	2320	93	70-130	
Methyl-tert-butyl ether	ug/kg	1250	1120	90	70-130	
Methylene Chloride	ug/kg	1250	1210	97	65-130	
n-Butylbenzene	ug/kg	1250	1210	97	67-130	
n-Propylbenzene	ug/kg	1250	1170	94	70-130	
Naphthalene	ug/kg	1250	1070	85	70-130	
o-Xylene	ug/kg	1250	1140	91	70-130	
p-Isopropyltoluene	ug/kg	1250	1160	93	67-130	
sec-Butylbenzene	ug/kg	1250	1160	93	69-130	
Styrene	ug/kg	1250	1160	93	70-130	

Results presented on this page are in the units indicated by the "Units" column except where an alternate unit is presented to the right of the result.

REPORT OF LABORATORY ANALYSIS

This report shall not be reproduced, except in full,
without the written consent of Pace Analytical Services, LLC.

Pace Analytical Services, LLC
9800 Kincey Ave. Suite 100
Huntersville, NC 28078
(704)875-9092

QUALITY CONTROL DATA

Project: CPC Huntersville/2020-L1-2448
Pace Project No.: 92548816

LABORATORY CONTROL SAMPLE: 3324941

Parameter	Units	Spike Conc.	LCS Result	LCS % Rec	% Rec Limits	Qualifiers
tert-Butylbenzene	ug/kg	1250	1090	88	67-130	
Tetrachloroethene	ug/kg	1250	1100	88	70-130	
Toluene	ug/kg	1250	1120	90	70-130	
trans-1,2-Dichloroethene	ug/kg	1250	1200	96	70-130	
trans-1,3-Dichloropropene	ug/kg	1250	1150	92	68-130	
Trichloroethene	ug/kg	1250	1180	95	70-130	
Trichlorofluoromethane	ug/kg	1250	1130	91	70-130	
Vinyl acetate	ug/kg	2500	2510	100	70-130	
Vinyl chloride	ug/kg	1250	1150	92	61-130	
Xylene (Total)	ug/kg	3750	3470	92	70-130	
1,2-Dichloroethane-d4 (S)	%			96	70-130	
4-Bromofluorobenzene (S)	%			98	69-134	
Toluene-d8 (S)	%			101	70-130	

MATRIX SPIKE SAMPLE: 3324943

Parameter	Units	92548792002 Result	Spike Conc.	MS Result	MS % Rec	% Rec Limits	Qualifiers
1,1,1,2-Tetrachloroethane	ug/kg	ND	692	652	94	70-131	
1,1,1-Trichloroethane	ug/kg	ND	692	634	92	65-133	
1,1,2,2-Tetrachloroethane	ug/kg	ND	692	593	86	66-130	
1,1,2-Trichloroethane	ug/kg	ND	692	593	86	66-133	
1,1-Dichloroethane	ug/kg	ND	692	697	101	65-130	
1,1-Dichloroethene	ug/kg	ND	692	738	107	10-158	
1,1-Dichloropropene	ug/kg	ND	692	705	102	68-133	
1,2,3-Trichlorobenzene	ug/kg	ND	692	703	102	27-138	
1,2,3-Trichloropropane	ug/kg	ND	692	599	87	67-130	
1,2,4-Trichlorobenzene	ug/kg	ND	692	702	102	51-134	
1,2,4-Trimethylbenzene	ug/kg	6.6J	692	739	106	63-136	
1,2-Dibromo-3-chloropropane	ug/kg	ND	692	563	81	32-130	v3
1,2-Dibromoethane (EDB)	ug/kg	ND	692	639	92	70-130	
1,2-Dichlorobenzene	ug/kg	ND	692	658	95	69-130	
1,2-Dichloroethane	ug/kg	ND	692	637	92	59-130	
1,2-Dichloropropane	ug/kg	ND	692	684	99	70-130	
1,3,5-Trimethylbenzene	ug/kg	ND	692	703	102	65-137	
1,3-Dichlorobenzene	ug/kg	ND	692	661	96	70-130	
1,3-Dichloropropane	ug/kg	ND	692	694	100	70-130	
1,4-Dichlorobenzene	ug/kg	ND	692	678	98	68-130	
2,2-Dichloropropane	ug/kg	ND	692	566	82	32-130	
2-Butanone (MEK)	ug/kg	ND	1390	1130	82	10-136	
2-Chlorotoluene	ug/kg	ND	692	695	101	69-141	
2-Hexanone	ug/kg	ND	1390	1140	83	10-144	
4-Chlorotoluene	ug/kg	ND	692	666	96	70-132	
4-Methyl-2-pentanone (MIBK)	ug/kg	ND	1390	1190	86	25-143	
Acetone	ug/kg	ND	1390	985	71	10-130	
Benzene	ug/kg	ND	692	678	98	67-130	

Results presented on this page are in the units indicated by the "Units" column except where an alternate unit is presented to the right of the result.

REPORT OF LABORATORY ANALYSIS

This report shall not be reproduced, except in full,
without the written consent of Pace Analytical Services, LLC.

Pace Analytical Services, LLC
9800 Kincey Ave. Suite 100
Huntersville, NC 28078
(704)875-9092

QUALITY CONTROL DATA

Project: CPC Huntersville/2020-L1-2448
Pace Project No.: 92548816

MATRIX SPIKE SAMPLE: 3324943

Parameter	Units	92548792002 Result	Spike Conc.	MS Result	MS % Rec	% Rec Limits	Qualifiers
Bromobenzene	ug/kg	ND	692	683	99	70-130	
Bromochloromethane	ug/kg	ND	692	665	96	69-134	
Bromodichloromethane	ug/kg	ND	692	560	81	64-130	
Bromoform	ug/kg	ND	692	547	79	62-130	
Bromomethane	ug/kg	ND	692	434	63	20-176	IK
Carbon tetrachloride	ug/kg	ND	692	647	94	65-140	
Chlorobenzene	ug/kg	ND	692	693	100	70-130	
Chloroethane	ug/kg	ND	692	218	31	10-130	
Chloroform	ug/kg	ND	692	708	102	63-130	
Chloromethane	ug/kg	ND	692	681	98	58-130	
cis-1,2-Dichloroethene	ug/kg	ND	692	673	97	66-130	
cis-1,3-Dichloropropene	ug/kg	ND	692	742	107	67-130	
Dibromochloromethane	ug/kg	ND	692	599	87	67-130	
Dibromomethane	ug/kg	ND	692	647	94	63-131	
Dichlorodifluoromethane	ug/kg	ND	692	644	93	44-180	
Diisopropyl ether	ug/kg	ND	692	626	90	63-130	
Ethylbenzene	ug/kg	ND	692	790	114	66-130	
Hexachloro-1,3-butadiene	ug/kg	ND	692	745	108	64-150	
Isopropylbenzene (Cumene)	ug/kg	ND	692	727	105	69-135	
m&p-Xylene	ug/kg	ND	1390	1500	108	60-133	
Methyl-tert-butyl ether	ug/kg	ND	692	623	90	65-130	
Methylene Chloride	ug/kg	ND	692	690	100	61-130	
n-Butylbenzene	ug/kg	ND	692	745	108	65-140	
n-Propylbenzene	ug/kg	ND	692	730	106	67-140	
Naphthalene	ug/kg	4.6J	692	716	103	15-145	
o-Xylene	ug/kg	ND	692	718	104	66-133	
p-Isopropyltoluene	ug/kg	ND	692	718	104	56-147	
sec-Butylbenzene	ug/kg	ND	692	710	103	65-139	
Styrene	ug/kg	ND	692	668	97	70-132	
tert-Butylbenzene	ug/kg	ND	692	692	100	62-135	
Tetrachloroethene	ug/kg	ND	692	671	97	70-135	
Toluene	ug/kg	ND	692	701	101	67-130	
trans-1,2-Dichloroethene	ug/kg	ND	692	712	103	69-130	
trans-1,3-Dichloropropene	ug/kg	ND	692	609	88	62-130	
Trichloroethene	ug/kg	ND	692	701	101	70-135	
Trichlorofluoromethane	ug/kg	ND	692	174	25	10-130	
Vinyl acetate	ug/kg	ND	1390	1340	97	53-130	
Vinyl chloride	ug/kg	ND	692	672	97	61-148	
Xylene (Total)	ug/kg	ND	2070	2210	107	63-132	
1,2-Dichloroethane-d4 (S)	%				118	70-130	
4-Bromofluorobenzene (S)	%				98	69-134	
Toluene-d8 (S)	%				101	70-130	

Results presented on this page are in the units indicated by the "Units" column except where an alternate unit is presented to the right of the result.

REPORT OF LABORATORY ANALYSIS

This report shall not be reproduced, except in full,
without the written consent of Pace Analytical Services, LLC.

Pace Analytical Services, LLC
9800 Kincey Ave. Suite 100
Huntersville, NC 28078
(704)875-9092

QUALITY CONTROL DATA

Project: CPC Huntersville/2020-L1-2448
Pace Project No.: 92548816

SAMPLE DUPLICATE: 3324942

Parameter	Units	92548792001 Result	Dup Result	RPD	Max RPD	Qualifiers
1,1,1,2-Tetrachloroethane	ug/kg	ND	ND		30	
1,1,1-Trichloroethane	ug/kg	ND	ND		30	
1,1,2,2-Tetrachloroethane	ug/kg	ND	ND		30	
1,1,2-Trichloroethane	ug/kg	ND	ND		30	
1,1-Dichloroethane	ug/kg	ND	ND		30	
1,1-Dichloroethene	ug/kg	ND	ND		30	
1,1-Dichloropropene	ug/kg	ND	ND		30	
1,2,3-Trichlorobenzene	ug/kg	ND	ND		30	
1,2,3-Trichloropropane	ug/kg	ND	ND		30	
1,2,4-Trichlorobenzene	ug/kg	ND	ND		30	
1,2,4-Trimethylbenzene	ug/kg	102	107	5	30	
1,2-Dibromo-3-chloropropane	ug/kg	ND	ND		30	v2
1,2-Dibromoethane (EDB)	ug/kg	ND	ND		30	
1,2-Dichlorobenzene	ug/kg	ND	ND		30	
1,2-Dichloroethane	ug/kg	ND	ND		30	
1,2-Dichloropropane	ug/kg	ND	ND		30	
1,3,5-Trimethylbenzene	ug/kg	41.1	42.9	4	30	
1,3-Dichlorobenzene	ug/kg	ND	ND		30	
1,3-Dichloropropane	ug/kg	ND	ND		30	
1,4-Dichlorobenzene	ug/kg	ND	ND		30	
2,2-Dichloropropane	ug/kg	ND	ND		30	
2-Butanone (MEK)	ug/kg	ND	ND		30	
2-Chlorotoluene	ug/kg	ND	ND		30	
2-Hexanone	ug/kg	ND	ND		30	
4-Chlorotoluene	ug/kg	ND	ND		30	
4-Methyl-2-pentanone (MIBK)	ug/kg	ND	ND		30	
Acetone	ug/kg	ND	ND		30	
Benzene	ug/kg	21.4	21.9	2	30	
Bromobenzene	ug/kg	ND	ND		30	
Bromochloromethane	ug/kg	ND	ND		30	
Bromodichloromethane	ug/kg	ND	ND		30	
Bromoform	ug/kg	ND	ND		30	
Bromomethane	ug/kg	ND	ND		30	IK
Carbon tetrachloride	ug/kg	ND	ND		30	
Chlorobenzene	ug/kg	ND	ND		30	
Chloroethane	ug/kg	ND	ND		30	
Chloroform	ug/kg	ND	ND		30	
Chloromethane	ug/kg	ND	ND		30	
cis-1,2-Dichloroethene	ug/kg	ND	ND		30	
cis-1,3-Dichloropropene	ug/kg	ND	ND		30	
Dibromochloromethane	ug/kg	ND	ND		30	
Dibromomethane	ug/kg	ND	ND		30	
Dichlorodifluoromethane	ug/kg	ND	ND		30	
Diisopropyl ether	ug/kg	ND	ND		30	
Ethylbenzene	ug/kg	51.5	50.8	1	30	
Hexachloro-1,3-butadiene	ug/kg	ND	ND		30	
Isopropylbenzene (Cumene)	ug/kg	10J	9.6J		30	

Results presented on this page are in the units indicated by the "Units" column except where an alternate unit is presented to the right of the result.

REPORT OF LABORATORY ANALYSIS

This report shall not be reproduced, except in full,
without the written consent of Pace Analytical Services, LLC.

Pace Analytical Services, LLC
9800 Kincey Ave. Suite 100
Huntersville, NC 28078
(704)875-9092

QUALITY CONTROL DATA

Project: CPC Huntersville/2020-L1-2448
Pace Project No.: 92548816

SAMPLE DUPLICATE: 3324942

Parameter	Units	92548792001 Result	Dup Result	RPD	Max RPD	Qualifiers
m&p-Xylene	ug/kg	24.8	26.5	6	30	
Methyl-tert-butyl ether	ug/kg	23.6	22.0	7	30	
Methylene Chloride	ug/kg	ND	ND		30	
n-Butylbenzene	ug/kg	ND	ND		30	
n-Propylbenzene	ug/kg	35.1	35.6	1	30	
Naphthalene	ug/kg	83.8	95.1	13	30	
o-Xylene	ug/kg	ND	ND		30	
p-Isopropyltoluene	ug/kg	ND	ND		30	
sec-Butylbenzene	ug/kg	6.0J	ND		30	
Styrene	ug/kg	ND	ND		30	
tert-Butylbenzene	ug/kg	ND	ND		30	
Tetrachloroethene	ug/kg	ND	ND		30	
Toluene	ug/kg	ND	ND		30	
trans-1,2-Dichloroethene	ug/kg	ND	ND		30	
trans-1,3-Dichloropropene	ug/kg	ND	ND		30	
Trichloroethene	ug/kg	ND	ND		30	
Trichlorofluoromethane	ug/kg	ND	ND		30	
Vinyl acetate	ug/kg	ND	ND		30	
Vinyl chloride	ug/kg	ND	ND		30	
Xylene (Total)	ug/kg	24.8	26.5	6	30	
1,2-Dichloroethane-d4 (S)	%	107	105			
4-Bromofluorobenzene (S)	%	100	99			
Toluene-d8 (S)	%	102	101			

Results presented on this page are in the units indicated by the "Units" column except where an alternate unit is presented to the right of the result.

REPORT OF LABORATORY ANALYSIS

This report shall not be reproduced, except in full,
without the written consent of Pace Analytical Services, LLC.

Pace Analytical Services, LLC
9800 Kincey Ave. Suite 100
Huntersville, NC 28078
(704)875-9092

QUALITY CONTROL DATA

Project: CPC Huntersville/2020-L1-2448
Pace Project No.: 92548816

QC Batch: 633293
QC Batch Method: EPA 5035A/5030B
Analysis Method: EPA 8260D
Analysis Description: 8260D 5035A 5030B
Laboratory: Pace Analytical Services - Charlotte
Associated Lab Samples: 92548816006, 92548816008

METHOD BLANK: 3326330 Matrix: Solid
Associated Lab Samples: 92548816006, 92548816008

Parameter	Units	Blank Result	Reporting Limit	MDL	Analyzed	Qualifiers
1,1,1,2-Tetrachloroethane	ug/kg	ND	5.0	1.9	07/14/21 12:10	
1,1,1-Trichloroethane	ug/kg	ND	5.0	2.6	07/14/21 12:10	
1,1,2,2-Tetrachloroethane	ug/kg	ND	5.0	1.3	07/14/21 12:10	
1,1,2-Trichloroethane	ug/kg	ND	5.0	1.7	07/14/21 12:10	
1,1-Dichloroethane	ug/kg	ND	5.0	2.1	07/14/21 12:10	
1,1-Dichloroethene	ug/kg	ND	5.0	2.1	07/14/21 12:10	
1,1-Dichloropropene	ug/kg	ND	5.0	2.4	07/14/21 12:10	
1,2,3-Trichlorobenzene	ug/kg	ND	5.0	4.0	07/14/21 12:10	
1,2,3-Trichloropropane	ug/kg	ND	5.0	2.5	07/14/21 12:10	
1,2,4-Trichlorobenzene	ug/kg	ND	5.0	4.2	07/14/21 12:10	
1,2,4-Trimethylbenzene	ug/kg	ND	5.0	1.4	07/14/21 12:10	
1,2-Dibromo-3-chloropropane	ug/kg	ND	5.0	1.9	07/14/21 12:10	
1,2-Dibromoethane (EDB)	ug/kg	ND	5.0	2.2	07/14/21 12:10	
1,2-Dichlorobenzene	ug/kg	ND	5.0	1.8	07/14/21 12:10	
1,2-Dichloroethane	ug/kg	ND	5.0	3.3	07/14/21 12:10	
1,2-Dichloropropane	ug/kg	ND	5.0	1.5	07/14/21 12:10	
1,3,5-Trimethylbenzene	ug/kg	ND	5.0	1.7	07/14/21 12:10	
1,3-Dichlorobenzene	ug/kg	ND	5.0	1.6	07/14/21 12:10	
1,3-Dichloropropane	ug/kg	ND	5.0	1.6	07/14/21 12:10	
1,4-Dichlorobenzene	ug/kg	ND	5.0	1.3	07/14/21 12:10	
2,2-Dichloropropane	ug/kg	ND	5.0	1.6	07/14/21 12:10	
2-Butanone (MEK)	ug/kg	ND	100	24.0	07/14/21 12:10	
2-Chlorotoluene	ug/kg	ND	5.0	1.8	07/14/21 12:10	
2-Hexanone	ug/kg	ND	50.0	4.8	07/14/21 12:10	
4-Chlorotoluene	ug/kg	ND	5.0	0.88	07/14/21 12:10	
4-Methyl-2-pentanone (MIBK)	ug/kg	ND	50.0	4.8	07/14/21 12:10	
Acetone	ug/kg	ND	100	32.1	07/14/21 12:10	
Benzene	ug/kg	ND	5.0	2.0	07/14/21 12:10	
Bromobenzene	ug/kg	ND	5.0	1.6	07/14/21 12:10	
Bromochloromethane	ug/kg	ND	5.0	1.5	07/14/21 12:10	
Bromodichloromethane	ug/kg	ND	5.0	1.9	07/14/21 12:10	
Bromoform	ug/kg	ND	5.0	1.8	07/14/21 12:10	
Bromomethane	ug/kg	ND	10.0	7.9	07/14/21 12:10	IK
Carbon tetrachloride	ug/kg	ND	5.0	1.9	07/14/21 12:10	
Chlorobenzene	ug/kg	ND	5.0	0.96	07/14/21 12:10	
Chloroethane	ug/kg	ND	10.0	3.9	07/14/21 12:10	
Chloroform	ug/kg	ND	5.0	3.0	07/14/21 12:10	
Chloromethane	ug/kg	ND	10.0	4.2	07/14/21 12:10	
cis-1,2-Dichloroethene	ug/kg	ND	5.0	1.7	07/14/21 12:10	
cis-1,3-Dichloropropene	ug/kg	ND	5.0	1.4	07/14/21 12:10	

Results presented on this page are in the units indicated by the "Units" column except where an alternate unit is presented to the right of the result.

REPORT OF LABORATORY ANALYSIS

This report shall not be reproduced, except in full,
without the written consent of Pace Analytical Services, LLC.

Pace Analytical Services, LLC
9800 Kincey Ave. Suite 100
Huntersville, NC 28078
(704)875-9092

QUALITY CONTROL DATA

Project: CPC Huntersville/2020-L1-2448
Pace Project No.: 92548816

METHOD BLANK: 3326330 Matrix: Solid
Associated Lab Samples: 92548816006, 92548816008

Parameter	Units	Blank Result	Reporting Limit	MDL	Analyzed	Qualifiers
Dibromochloromethane	ug/kg	ND	5.0	2.8	07/14/21 12:10	
Dibromomethane	ug/kg	ND	5.0	1.1	07/14/21 12:10	
Dichlorodifluoromethane	ug/kg	ND	10.0	2.2	07/14/21 12:10	
Diisopropyl ether	ug/kg	ND	5.0	1.4	07/14/21 12:10	
Ethylbenzene	ug/kg	ND	5.0	2.3	07/14/21 12:10	
Hexachloro-1,3-butadiene	ug/kg	ND	10.0	8.2	07/14/21 12:10	
Isopropylbenzene (Cumene)	ug/kg	ND	5.0	1.7	07/14/21 12:10	
m&p-Xylene	ug/kg	ND	10.0	3.4	07/14/21 12:10	
Methyl-tert-butyl ether	ug/kg	ND	5.0	1.9	07/14/21 12:10	
Methylene Chloride	ug/kg	ND	20.0	13.7	07/14/21 12:10	
n-Butylbenzene	ug/kg	ND	5.0	2.4	07/14/21 12:10	
n-Propylbenzene	ug/kg	ND	5.0	1.8	07/14/21 12:10	
Naphthalene	ug/kg	ND	5.0	2.6	07/14/21 12:10	
o-Xylene	ug/kg	ND	5.0	2.2	07/14/21 12:10	
p-Isopropyltoluene	ug/kg	ND	5.0	2.5	07/14/21 12:10	
sec-Butylbenzene	ug/kg	ND	5.0	2.2	07/14/21 12:10	
Styrene	ug/kg	ND	5.0	1.3	07/14/21 12:10	
tert-Butylbenzene	ug/kg	ND	5.0	1.8	07/14/21 12:10	
Tetrachloroethene	ug/kg	ND	5.0	1.6	07/14/21 12:10	
Toluene	ug/kg	ND	5.0	1.4	07/14/21 12:10	
trans-1,2-Dichloroethene	ug/kg	ND	5.0	1.8	07/14/21 12:10	
trans-1,3-Dichloropropene	ug/kg	ND	5.0	1.7	07/14/21 12:10	
Trichloroethene	ug/kg	ND	5.0	1.3	07/14/21 12:10	
Trichlorofluoromethane	ug/kg	ND	5.0	2.8	07/14/21 12:10	
Vinyl acetate	ug/kg	ND	50.0	3.6	07/14/21 12:10	
Vinyl chloride	ug/kg	ND	10.0	2.5	07/14/21 12:10	
Xylene (Total)	ug/kg	ND	10.0	2.8	07/14/21 12:10	
1,2-Dichloroethane-d4 (S)	%	109	70-130		07/14/21 12:10	
4-Bromofluorobenzene (S)	%	97	69-134		07/14/21 12:10	
Toluene-d8 (S)	%	100	70-130		07/14/21 12:10	

LABORATORY CONTROL SAMPLE: 3326331

Parameter	Units	Spike Conc.	LCS Result	LCS % Rec	% Rec Limits	Qualifiers
1,1,1,2-Tetrachloroethane	ug/kg	1250	1150	92	70-130	
1,1,1-Trichloroethane	ug/kg	1250	1020	82	70-130	
1,1,2,2-Tetrachloroethane	ug/kg	1250	1050	84	70-130	
1,1,2-Trichloroethane	ug/kg	1250	1050	84	70-130	
1,1-Dichloroethane	ug/kg	1250	1140	91	70-130	
1,1-Dichloroethene	ug/kg	1250	1140	91	70-130	
1,1-Dichloropropene	ug/kg	1250	1120	89	70-130	
1,2,3-Trichlorobenzene	ug/kg	1250	1180	94	65-130	
1,2,3-Trichloropropane	ug/kg	1250	1120	89	70-130	
1,2,4-Trichlorobenzene	ug/kg	1250	1190	95	68-130	

Results presented on this page are in the units indicated by the "Units" column except where an alternate unit is presented to the right of the result.

REPORT OF LABORATORY ANALYSIS

This report shall not be reproduced, except in full,
without the written consent of Pace Analytical Services, LLC.

Pace Analytical Services, LLC
9800 Kincey Ave. Suite 100
Huntersville, NC 28078
(704)875-9092

QUALITY CONTROL DATA

Project: CPC Huntersville/2020-L1-2448
Pace Project No.: 92548816

LABORATORY CONTROL SAMPLE: 3326331

Parameter	Units	Spike Conc.	LCS Result	LCS % Rec	% Rec Limits	Qualifiers
1,2,4-Trimethylbenzene	ug/kg	1250	1150	92	70-130	
1,2-Dibromo-3-chloropropane	ug/kg	1250	1070	86	70-130	
1,2-Dibromoethane (EDB)	ug/kg	1250	1140	91	70-130	
1,2-Dichlorobenzene	ug/kg	1250	1140	92	70-130	
1,2-Dichloroethane	ug/kg	1250	1050	84	63-130	
1,2-Dichloropropane	ug/kg	1250	1160	93	70-130	
1,3,5-Trimethylbenzene	ug/kg	1250	1160	93	70-130	
1,3-Dichlorobenzene	ug/kg	1250	1130	90	70-130	
1,3-Dichloropropane	ug/kg	1250	1160	92	70-130	
1,4-Dichlorobenzene	ug/kg	1250	1140	91	70-130	
2,2-Dichloropropane	ug/kg	1250	1040	83	66-130	
2-Butanone (MEK)	ug/kg	2500	2190	88	70-130	
2-Chlorotoluene	ug/kg	1250	1210	97	70-130	
2-Hexanone	ug/kg	2500	2200	88	70-130	
4-Chlorotoluene	ug/kg	1250	1130	90	70-130	
4-Methyl-2-pentanone (MIBK)	ug/kg	2500	2210	88	70-130	
Acetone	ug/kg	2500	2240	90	69-130	
Benzene	ug/kg	1250	1150	92	70-130	
Bromobenzene	ug/kg	1250	1210	97	70-130	
Bromochloromethane	ug/kg	1250	1170	94	70-130	
Bromodichloromethane	ug/kg	1250	1030	82	69-130	
Bromoform	ug/kg	1250	1070	85	70-130	
Bromomethane	ug/kg	1250	1180	94	52-130	IK
Carbon tetrachloride	ug/kg	1250	1120	90	70-130	
Chlorobenzene	ug/kg	1250	1160	93	70-130	
Chloroethane	ug/kg	1250	1180	94	65-130	
Chloroform	ug/kg	1250	1200	96	70-130	
Chloromethane	ug/kg	1250	1030	82	55-130	
cis-1,2-Dichloroethene	ug/kg	1250	1100	88	70-130	
cis-1,3-Dichloropropene	ug/kg	1250	1150	92	70-130	
Dibromochloromethane	ug/kg	1250	1120	90	70-130	
Dibromomethane	ug/kg	1250	1160	93	70-130	
Dichlorodifluoromethane	ug/kg	1250	1070	85	45-156	
Diisopropyl ether	ug/kg	1250	1030	83	70-130	
Ethylbenzene	ug/kg	1250	1250	100	70-130	
Hexachloro-1,3-butadiene	ug/kg	1250	1240	99	66-130	
Isopropylbenzene (Cumene)	ug/kg	1250	1180	94	70-130	
m&p-Xylene	ug/kg	2500	2320	93	70-130	
Methyl-tert-butyl ether	ug/kg	1250	1070	85	70-130	
Methylene Chloride	ug/kg	1250	1200	96	65-130	
n-Butylbenzene	ug/kg	1250	1230	98	67-130	
n-Propylbenzene	ug/kg	1250	1210	97	70-130	
Naphthalene	ug/kg	1250	1100	88	70-130	
o-Xylene	ug/kg	1250	1170	93	70-130	
p-Isopropyltoluene	ug/kg	1250	1190	95	67-130	
sec-Butylbenzene	ug/kg	1250	1200	96	69-130	
Styrene	ug/kg	1250	1160	93	70-130	

Results presented on this page are in the units indicated by the "Units" column except where an alternate unit is presented to the right of the result.

REPORT OF LABORATORY ANALYSIS

This report shall not be reproduced, except in full,
without the written consent of Pace Analytical Services, LLC.

Pace Analytical Services, LLC
9800 Kincey Ave. Suite 100
Huntersville, NC 28078
(704)875-9092

QUALITY CONTROL DATA

Project: CPC Huntersville/2020-L1-2448
Pace Project No.: 92548816

LABORATORY CONTROL SAMPLE: 3326331

Parameter	Units	Spike Conc.	LCS Result	LCS % Rec	% Rec Limits	Qualifiers
tert-Butylbenzene	ug/kg	1250	1130	90	67-130	
Tetrachloroethene	ug/kg	1250	1080	87	70-130	
Toluene	ug/kg	1250	1110	89	70-130	
trans-1,2-Dichloroethene	ug/kg	1250	1150	92	70-130	
trans-1,3-Dichloropropene	ug/kg	1250	1140	91	68-130	
Trichloroethene	ug/kg	1250	1160	93	70-130	
Trichlorofluoromethane	ug/kg	1250	1060	85	70-130	
Vinyl acetate	ug/kg	2500	2370	95	70-130	
Vinyl chloride	ug/kg	1250	1120	90	61-130	
Xylene (Total)	ug/kg	3750	3480	93	70-130	
1,2-Dichloroethane-d4 (S)	%			91	70-130	
4-Bromofluorobenzene (S)	%			97	69-134	
Toluene-d8 (S)	%			100	70-130	

MATRIX SPIKE SAMPLE: 3326333

Parameter	Units	92548781002 Result	Spike Conc.	MS Result	MS % Rec	% Rec Limits	Qualifiers
1,1,1,2-Tetrachloroethane	ug/kg	ND	1320	1330	101	70-131	
1,1,1-Trichloroethane	ug/kg	ND	1320	1170	89	65-133	
1,1,2,2-Tetrachloroethane	ug/kg	ND	1320	1070	81	66-130	
1,1,2-Trichloroethane	ug/kg	ND	1320	1180	90	66-133	
1,1-Dichloroethane	ug/kg	ND	1320	1300	98	65-130	
1,1-Dichloroethene	ug/kg	ND	1320	1340	102	10-158	
1,1-Dichloropropene	ug/kg	ND	1320	1310	100	68-133	
1,2,3-Trichlorobenzene	ug/kg	ND	1320	1470	112	27-138	
1,2,3-Trichloropropane	ug/kg	ND	1320	1150	87	67-130	
1,2,4-Trichlorobenzene	ug/kg	ND	1320	1490	113	51-134	
1,2,4-Trimethylbenzene	ug/kg	ND	1320	1940	148	63-136	M1
1,2-Dibromo-3-chloropropane	ug/kg	ND	1320	1170	89	32-130	
1,2-Dibromoethane (EDB)	ug/kg	ND	1320	1300	99	70-130	
1,2-Dichlorobenzene	ug/kg	ND	1320	1390	105	69-130	
1,2-Dichloroethane	ug/kg	ND	1320	1150	88	59-130	
1,2-Dichloropropane	ug/kg	ND	1320	1310	100	70-130	
1,3,5-Trimethylbenzene	ug/kg	ND	1320	1610	123	65-137	
1,3-Dichlorobenzene	ug/kg	ND	1320	1480	112	70-130	
1,3-Dichloropropane	ug/kg	ND	1320	1480	113	70-130	
1,4-Dichlorobenzene	ug/kg	ND	1320	1440	109	68-130	
2,2-Dichloropropane	ug/kg	ND	1320	1040	79	32-130	
2-Butanone (MEK)	ug/kg	ND	2630	2110	78	10-136	
2-Chlorotoluene	ug/kg	ND	1320	1530	116	69-141	
2-Hexanone	ug/kg	ND	2630	2210	84	10-144	
4-Chlorotoluene	ug/kg	ND	1320	1450	110	70-132	
4-Methyl-2-pentanone (MIBK)	ug/kg	ND	2630	2260	86	25-143	
Acetone	ug/kg	265	2630	2100	70	10-130	
Benzene	ug/kg	ND	1320	1340	101	67-130	

Results presented on this page are in the units indicated by the "Units" column except where an alternate unit is presented to the right of the result.

REPORT OF LABORATORY ANALYSIS

This report shall not be reproduced, except in full,
without the written consent of Pace Analytical Services, LLC.

Pace Analytical Services, LLC
9800 Kincey Ave. Suite 100
Huntersville, NC 28078
(704)875-9092

QUALITY CONTROL DATA

Project: CPC Huntersville/2020-L1-2448
Pace Project No.: 92548816

MATRIX SPIKE SAMPLE: 3326333

Parameter	Units	92548781002 Result	Spike Conc.	MS Result	MS % Rec	% Rec Limits	Qualifiers
Bromobenzene	ug/kg	ND	1320	1510	115	70-130	
Bromochloromethane	ug/kg	ND	1320	1300	99	69-134	
Bromodichloromethane	ug/kg	ND	1320	1100	84	64-130	
Bromoform	ug/kg	ND	1320	1090	83	62-130	
Bromomethane	ug/kg	ND	1320	851	65	20-176	IK
Carbon tetrachloride	ug/kg	ND	1320	1230	93	65-140	
Chlorobenzene	ug/kg	ND	1320	1370	104	70-130	
Chloroethane	ug/kg	ND	1320	446	34	10-130	
Chloroform	ug/kg	ND	1320	1330	101	63-130	
Chloromethane	ug/kg	ND	1320	1230	94	58-130	
cis-1,2-Dichloroethene	ug/kg	ND	1320	1270	96	66-130	
cis-1,3-Dichloropropene	ug/kg	ND	1320	1310	100	67-130	
Dibromochloromethane	ug/kg	ND	1320	1200	91	67-130	
Dibromomethane	ug/kg	ND	1320	1280	97	63-131	
Dichlorodifluoromethane	ug/kg	ND	1320	1150	87	44-180	
Diisopropyl ether	ug/kg	ND	1320	1170	89	63-130	
Ethylbenzene	ug/kg	ND	1320	1630	124	66-130	
Hexachloro-1,3-butadiene	ug/kg	ND	1320	1840	140	64-150	
Isopropylbenzene (Cumene)	ug/kg	ND	1320	1470	112	69-135	
m&p-Xylene	ug/kg	26.7	2630	3310	125	60-133	
Methyl-tert-butyl ether	ug/kg	ND	1320	1180	90	65-130	
Methylene Chloride	ug/kg	ND	1320	1310	99	61-130	
n-Butylbenzene	ug/kg	ND	1320	1750	133	65-140	
n-Propylbenzene	ug/kg	ND	1320	1650	125	67-140	
Naphthalene	ug/kg	ND	1320	1730	132	15-145	
o-Xylene	ug/kg	ND	1320	1600	122	66-133	
p-Isopropyltoluene	ug/kg	13.8	1320	1650	124	56-147	
sec-Butylbenzene	ug/kg	ND	1320	1600	122	65-139	
Styrene	ug/kg	ND	1320	1350	103	70-132	
tert-Butylbenzene	ug/kg	ND	1320	1530	116	62-135	
Tetrachloroethene	ug/kg	ND	1320	1340	101	70-135	
Toluene	ug/kg	25.7	1320	1620	121	67-130	
trans-1,2-Dichloroethene	ug/kg	ND	1320	1310	100	69-130	
trans-1,3-Dichloropropene	ug/kg	ND	1320	1180	90	62-130	
Trichloroethene	ug/kg	ND	1320	1360	103	70-135	
Trichlorofluoromethane	ug/kg	ND	1320	368	28	10-130	
Vinyl acetate	ug/kg	ND	2630	2440	93	53-130	
Vinyl chloride	ug/kg	ND	1320	1240	94	61-148	
Xylene (Total)	ug/kg	26.7	3960	4920	124	63-132	
1,2-Dichloroethane-d4 (S)	%				112	70-130	
4-Bromofluorobenzene (S)	%				96	69-134	
Toluene-d8 (S)	%				101	70-130	

Results presented on this page are in the units indicated by the "Units" column except where an alternate unit is presented to the right of the result.

REPORT OF LABORATORY ANALYSIS

This report shall not be reproduced, except in full,
without the written consent of Pace Analytical Services, LLC.

Pace Analytical Services, LLC
9800 Kincey Ave. Suite 100
Huntersville, NC 28078
(704)875-9092

QUALITY CONTROL DATA

Project: CPC Huntersville/2020-L1-2448
Pace Project No.: 92548816

SAMPLE DUPLICATE: 3326332

Parameter	Units	92548781001 Result	Dup Result	RPD	Max RPD	Qualifiers
1,1,1,2-Tetrachloroethane	ug/kg	ND	ND		30	
1,1,1-Trichloroethane	ug/kg	ND	ND		30	
1,1,2,2-Tetrachloroethane	ug/kg	ND	ND		30	
1,1,2-Trichloroethane	ug/kg	ND	ND		30	
1,1-Dichloroethane	ug/kg	ND	ND		30	
1,1-Dichloroethene	ug/kg	ND	ND		30	
1,1-Dichloropropene	ug/kg	ND	ND		30	
1,2,3-Trichlorobenzene	ug/kg	ND	ND		30	
1,2,3-Trichloropropane	ug/kg	ND	ND		30	
1,2,4-Trichlorobenzene	ug/kg	ND	ND		30	
1,2,4-Trimethylbenzene	ug/kg	ND	ND		30	
1,2-Dibromo-3-chloropropane	ug/kg	ND	ND		30	
1,2-Dibromoethane (EDB)	ug/kg	ND	ND		30	
1,2-Dichlorobenzene	ug/kg	ND	ND		30	
1,2-Dichloroethane	ug/kg	ND	ND		30	
1,2-Dichloropropane	ug/kg	ND	ND		30	
1,3,5-Trimethylbenzene	ug/kg	ND	ND		30	
1,3-Dichlorobenzene	ug/kg	ND	ND		30	
1,3-Dichloropropane	ug/kg	ND	ND		30	
1,4-Dichlorobenzene	ug/kg	ND	ND		30	
2,2-Dichloropropane	ug/kg	ND	ND		30	
2-Butanone (MEK)	ug/kg	ND	ND		30	
2-Chlorotoluene	ug/kg	ND	ND		30	
2-Hexanone	ug/kg	ND	ND		30	
4-Chlorotoluene	ug/kg	ND	ND		30	
4-Methyl-2-pentanone (MIBK)	ug/kg	ND	ND		30	
Acetone	ug/kg	ND	ND		30	
Benzene	ug/kg	ND	ND		30	
Bromobenzene	ug/kg	ND	ND		30	
Bromochloromethane	ug/kg	ND	ND		30	
Bromodichloromethane	ug/kg	ND	ND		30	
Bromoform	ug/kg	ND	ND		30	
Bromomethane	ug/kg	ND	ND		30	IK
Carbon tetrachloride	ug/kg	ND	ND		30	
Chlorobenzene	ug/kg	ND	ND		30	
Chloroethane	ug/kg	ND	ND		30	
Chloroform	ug/kg	ND	ND		30	
Chloromethane	ug/kg	ND	ND		30	
cis-1,2-Dichloroethene	ug/kg	ND	ND		30	
cis-1,3-Dichloropropene	ug/kg	ND	ND		30	
Dibromochloromethane	ug/kg	ND	ND		30	
Dibromomethane	ug/kg	ND	ND		30	
Dichlorodifluoromethane	ug/kg	ND	ND		30	
Diisopropyl ether	ug/kg	ND	ND		30	
Ethylbenzene	ug/kg	ND	3.4J		30	
Hexachloro-1,3-butadiene	ug/kg	ND	ND		30	
Isopropylbenzene (Cumene)	ug/kg	ND	ND		30	

Results presented on this page are in the units indicated by the "Units" column except where an alternate unit is presented to the right of the result.

REPORT OF LABORATORY ANALYSIS

This report shall not be reproduced, except in full,
without the written consent of Pace Analytical Services, LLC.

Pace Analytical Services, LLC
9800 Kincey Ave. Suite 100
Huntersville, NC 28078
(704)875-9092

QUALITY CONTROL DATA

Project: CPC Huntersville/2020-L1-2448
Pace Project No.: 92548816

SAMPLE DUPLICATE: 3326332

Parameter	Units	92548781001 Result	Dup Result	RPD	Max RPD	Qualifiers
m&p-Xylene	ug/kg	ND	19.3		30	
Methyl-tert-butyl ether	ug/kg	ND	ND		30	
Methylene Chloride	ug/kg	ND	ND		30	
n-Butylbenzene	ug/kg	ND	ND		30	
n-Propylbenzene	ug/kg	ND	ND		30	
Naphthalene	ug/kg	ND	ND		30	
o-Xylene	ug/kg	ND	5.6J		30	
p-Isopropyltoluene	ug/kg	ND	ND		30	
sec-Butylbenzene	ug/kg	ND	ND		30	
Styrene	ug/kg	ND	ND		30	
tert-Butylbenzene	ug/kg	ND	ND		30	
Tetrachloroethene	ug/kg	ND	ND		30	
Toluene	ug/kg	ND	19.7		30	
trans-1,2-Dichloroethene	ug/kg	ND	ND		30	
trans-1,3-Dichloropropene	ug/kg	ND	ND		30	
Trichloroethene	ug/kg	ND	ND		30	
Trichlorofluoromethane	ug/kg	ND	ND		30	
Vinyl acetate	ug/kg	ND	ND		30	
Vinyl chloride	ug/kg	ND	ND		30	
Xylene (Total)	ug/kg	ND	19.3		30	
1,2-Dichloroethane-d4 (S)	%	101	105			
4-Bromofluorobenzene (S)	%	98	96			
Toluene-d8 (S)	%	100	99			

Results presented on this page are in the units indicated by the "Units" column except where an alternate unit is presented to the right of the result.

REPORT OF LABORATORY ANALYSIS

This report shall not be reproduced, except in full,
without the written consent of Pace Analytical Services, LLC.

Pace Analytical Services, LLC
9800 Kincey Ave. Suite 100
Huntersville, NC 28078
(704)875-9092

QUALITY CONTROL DATA

Project: CPC Huntersville/2020-L1-2448
Pace Project No.: 92548816

QC Batch: 632751
QC Batch Method: SW-846
Analysis Method: SW-846
Analysis Description: Dry Weight/Percent Moisture
Laboratory: Pace Analytical Services - Charlotte
Associated Lab Samples: 92548816001, 92548816002, 92548816003, 92548816004

SAMPLE DUPLICATE: 3323805

Parameter	Units	92548392004 Result	Dup Result	RPD	Max RPD	Qualifiers
Percent Moisture	%	5.0	5.4	8	25	N2

SAMPLE DUPLICATE: 3323806

Parameter	Units	92548816004 Result	Dup Result	RPD	Max RPD	Qualifiers
Percent Moisture	%	22.5	22.6	1	25	N2

Results presented on this page are in the units indicated by the "Units" column except where an alternate unit is presented to the right of the result.

REPORT OF LABORATORY ANALYSIS

This report shall not be reproduced, except in full,
without the written consent of Pace Analytical Services, LLC.

Pace Analytical Services, LLC
9800 Kincey Ave. Suite 100
Huntersville, NC 28078
(704)875-9092

QUALITY CONTROL DATA

Project: CPC Huntersville/2020-L1-2448
Pace Project No.: 92548816

QC Batch: 632781
QC Batch Method: SW-846
Analysis Method: SW-846
Analysis Description: Dry Weight/Percent Moisture
Laboratory: Pace Analytical Services - Charlotte
Associated Lab Samples: 92548816005, 92548816006, 92548816007, 92548816008, 92548816009

SAMPLE DUPLICATE: 3324091

Parameter	Units	92548816005 Result	Dup Result	RPD	Max RPD	Qualifiers
Percent Moisture	%	13.9	13.6	2	25	N2

SAMPLE DUPLICATE: 3324092

Parameter	Units	92548870007 Result	Dup Result	RPD	Max RPD	Qualifiers
Percent Moisture	%	9.6	7.4	25	25	N2

Results presented on this page are in the units indicated by the "Units" column except where an alternate unit is presented to the right of the result.

REPORT OF LABORATORY ANALYSIS

This report shall not be reproduced, except in full,
without the written consent of Pace Analytical Services, LLC.

Pace Analytical Services, LLC
9800 Kincey Ave. Suite 100
Huntersville, NC 28078
(704)875-9092

QUALIFIERS

Project: CPC Huntersville/2020-L1-2448
Pace Project No.: 92548816

DEFINITIONS

DF - Dilution Factor, if reported, represents the factor applied to the reported data due to dilution of the sample aliquot.

ND - Not Detected at or above adjusted reporting limit.

TNTC - Too Numerous To Count

J - Estimated concentration above the adjusted method detection limit and below the adjusted reporting limit.

MDL - Adjusted Method Detection Limit.

PQL - Practical Quantitation Limit.

RL - Reporting Limit - The lowest concentration value that meets project requirements for quantitative data with known precision and bias for a specific analyte in a specific matrix.

S - Surrogate

1,2-Diphenylhydrazine decomposes to and cannot be separated from Azobenzene using Method 8270. The result for each analyte is a combined concentration.

Consistent with EPA guidelines, unrounded data are displayed and have been used to calculate % recovery and RPD values.

LCS(D) - Laboratory Control Sample (Duplicate)

MS(D) - Matrix Spike (Duplicate)

DUP - Sample Duplicate

RPD - Relative Percent Difference

NC - Not Calculable.

SG - Silica Gel - Clean-Up

U - Indicates the compound was analyzed for, but not detected.

Acid preservation may not be appropriate for 2 Chloroethylvinyl ether.

A separate vial preserved to a pH of 4-5 is recommended in SW846 Chapter 4 for the analysis of Acrolein and Acrylonitrile by EPA Method 8260.

N-Nitrosodiphenylamine decomposes and cannot be separated from Diphenylamine using Method 8270. The result reported for each analyte is a combined concentration.

Pace Analytical is TNI accredited. Contact your Pace PM for the current list of accredited analytes.

TNI - The NELAC Institute.

ANALYTE QUALIFIERS

IK	The recalculated concentration of the calibration standard(s) did not meet method acceptance criteria; this result should be considered an estimated value.
M1	Matrix spike recovery exceeded QC limits. Batch accepted based on laboratory control sample (LCS) recovery.
N2	The lab does not hold NELAC/TNI accreditation for this parameter but other accreditations/certifications may apply. A complete list of accreditations/certifications is available upon request.
S2	Surrogate recovery outside laboratory control limits due to matrix interferences (confirmed by similar results from sample re-analysis).
v2	The continuing calibration verification was below the method acceptance limit. The analyte was not detected in the associated samples and the sensitivity of the instrument was verified with a reporting limit check standard.
v3	The continuing calibration verification was below the method acceptance limit. Any detection for the analyte in the associated samples may have low bias.

This report shall not be reproduced, except in full,
without the written consent of Pace Analytical Services, LLC.

Pace Analytical Services, LLC
9800 Kincey Ave. Suite 100
Huntersville, NC 28078
(704)875-9092

QUALITY CONTROL DATA CROSS REFERENCE TABLE

Project: CPC Huntersville/2020-L1-2448
Pace Project No.: 92548816

Lab ID	Sample ID	QC Batch Method	QC Batch	Analytical Method	Analytical Batch
92548816001	**AC0A (0-2')**	MADEP VPH	633688	MADEP VPH	633707
92548816002	**AC0A (20-22')**	MADEP VPH	633688	MADEP VPH	633707
92548816003	**AC0A (42-44')**	MADEP VPH	633688	MADEP VPH	633707
92548816004	**ADO (0-2')**	MADEP VPH	633688	MADEP VPH	633707
92548816005	**ADO (20-22')**	MADEP VPH	633688	MADEP VPH	633707
92548816006	**ADO (44-46')**	MADEP VPH	633688	MADEP VPH	633707
92548816007	**AD4 (0-2')**	MADEP VPH	633688	MADEP VPH	633707
92548816008	**AD4 (22-24')**	MADEP VPH	633954	MADEP VPH	634008
92548816009	**AD4 (36-38.5')**	MADEP VPH	633688	MADEP VPH	633707
92548816001	**AC0A (0-2')**	EPA 5035A/5030B	632773	EPA 8260D	632804
92548816002	**AC0A (20-22')**	EPA 5035A/5030B	632773	EPA 8260D	632804
92548816003	**AC0A (42-44')**	EPA 5035A/5030B	633014	EPA 8260D	633026
92548816004	**ADO (0-2')**	EPA 5035A/5030B	633014	EPA 8260D	633026
92548816005	**ADO (20-22')**	EPA 5035A/5030B	633014	EPA 8260D	633026
92548816006	**ADO (44-46')**	EPA 5035A/5030B	633293	EPA 8260D	633313
92548816007	**AD4 (0-2')**	EPA 5035A/5030B	633014	EPA 8260D	633026
92548816008	**AD4 (22-24')**	EPA 5035A/5030B	633293	EPA 8260D	633313
92548816009	**AD4 (36-38.5')**	EPA 5035A/5030B	633014	EPA 8260D	633026
92548816001	**AC0A (0-2')**	SW-846	632751		
92548816002	**AC0A (20-22')**	SW-846	632751		
92548816003	**AC0A (42-44')**	SW-846	632751		
92548816004	**ADO (0-2')**	SW-846	632751		
92548816005	**ADO (20-22')**	SW-846	632781		
92548816006	**ADO (44-46')**	SW-846	632781		
92548816007	**AD4 (0-2')**	SW-846	632781		
92548816008	**AD4 (22-24')**	SW-846	632781		
92548816009	**AD4 (36-38.5')**	SW-846	632781		

This report shall not be reproduced, except in full,
without the written consent of Pace Analytical Services, LLC.

CHAIN-OF-CUSTODY Analytical Request Document

Pace Analytical

Chain-of-Custody is a LEGAL DOCUMENT - Complete all relevent fields

LAB USE ONLY- Affix Workorder/Login Label Here or List Pace Workorder Number or MTJL

WO# : 92548816

92548816

ALL SHADED AR

Company:	Apex Companies
Address:	5900 Northwoods Bus. Pkwy Ste O.
Report To:	Andrew Street
Copy To:	tom.naumann@apexcos.com
Customer Project Name/Number:	CPC Huntersville Site
Phone: / Email:	
Collected By (print):	Jamie Humphrey
Collected By (signature):	Jamie Humphrey
Sample Disposal:	[ ] Dispose as appropriate [ ] Return [ ] Archive: _____ [ ] Hold: _____
Billing Information:	
Email To:	Andrew.Street@apexcos.com
Site Collection Info/Address:	Huntersville - Concord Rd.
State: County/City:	NC / Huntersville
Time Zone Collected:	[ ] PT [ ] MT [ ] CT [ ] ET
Site/Facility ID #:	
Purchase Order #: / Quote #:	2020-LI-2248
Turnaround Date Required:	Standard
Rush:	[ ] Same Day [ ] Next Day [ ] 2 Day [ ] 3 Day [ ] 4 Day [ ] 5 Day (Expedite Charges Apply)
Compliance Monitoring?	[ ] Yes [ ] No
DW PWS ID #: / DW Location Code:	
Immediately Packed on Ice:	[✓] Yes [ ] No
Field Filtered (if applicable):	[ ] Yes [ ] No
Analysis:	_____

Container Preservative Type **: 6 6

** Preservative Types: (1) nitric acid, (2) sulfuric acid, (3) hydrochloric acid, (4) sodium hydroxide, (5) zinc acetate, (6) methanol, (7) sodium bisulfate, (8) sodium thiosulfate, (9) hexane, (A) ascorbic acid, (B) ammonium sulfate, (C) ammonium hydroxide, (D) TSP, (U) Unpreserved, (O) Other _____

Analyses: VOCs by 8260D; MADEP VPH

Lab Profile/Line:

Lab Sample Receipt Checklist:

Custody Seals Present/Intact	Y N (NA)
Custody Signatures Present	(Y) N NA
Collector Signature Present	(Y) N NA
Bottles Intact	(Y) N NA
Correct Bottles	(Y) N NA
Sufficient Volume	(Y) N NA
Samples Received on Ice	Y N (NA)
VOA - Headspace Acceptable	Y (N) NA
USDA Regulated Soils	Y N (NA)
Samples in Holding Time	(Y) N NA
Residual Chlorine Present	Y N (NA)
Cl Strips: _____	
Sample pH Acceptable	Y N (NA)
pH Strips: _____	
Sulfide Present	Y N (NA)
Lead Acetate Strips: _____	

LAB USE ONLY:
Lab Sample # / Comments:

92548816

* Matrix Codes (Insert in Matrix box below): Drinking Water (DW), Ground Water (GW), Wastewater (WW), Product (P), Soil/Solid (SL), Oil (OL), Wipe (WP), Air (AR), Tissue (TS), Bioassay (B), Vapor (V), Other (OT)

| Customer Sample ID | Matrix * | Comp / Grab | Collected (or Composite Start) Date | Collected (or Composite Start) Time | Composite End Date | Composite End Time | Res Cl | # of Ctns | | |

Pace Analytical®

Sample Condition Upon Receipt(SCUR)

Document No.: F-CAR-CS-033-Rev.07

Issuing Authority: Pace Carolinas Quality Office

Project #

WO#: 92548816

PM: AMB Due Date: 07/16/21

CLIENT: 92-APEX MOOR

*Check mark top half of box if pH and/or dechlorination is verified and within the acceptance range for preservation samples.

Exceptions: VOA, Coliform, TOC, Oil and Grease, DRO/8015 (water) DOC, LLHg

**Bottom half of box is to list number of bottles

Item#	BP4U-125 mL Plastic Unpreserved (N/A) (Cl-)	BP3U-250 mL Plastic Unpreserved (N/A)	BP2U-500 mL Plastic Unpreserved (N/A)	BP1U-1 liter Plastic Unpreserved (N/A)	BP4S-125 mL Plastic H2SO4 (pH < 2) (Cl-)	BP3N-250 mL plastic HNO3 (pH < 2)	BP4Z-125 mL Plastic ZN Acetate & NaOH (>9)	BP4C-125 mL Plastic NaOH (pH > 12) (Cl-)	WGFU-Wide-mouthed Glass jar Unpreserved	AG1U-1 liter Amber Unpreserved (N/A) (Cl-)	AG1H-1 liter Amber HCl (pH < 2)	AG3U-250 mL Amber Unpreserved (N/A) (Cl-)	AG1S-1 liter Amber H2SO4 (pH < 2)	AG3S-250 mL Amber H2SO4 (pH < 2)	AG3A(DG3A)-250 mL Amber NH4Cl (N/A)(Cl-)	DG9H-40 mL VOA HCl (N/A)	VG9T-40 mL VOA Na2S2O3 (N/A)	VG9U-40 mL VOA Unp (N/A)	DG9P-40 mL VOA H3PO4 (N/A)	VOAK (6 vials per kit)-5035 kit (N/A)	V/GK (3 vials per kit)-VPH/Gas kit (N/A)	SP5T-125 mL Sterile Plastic (N/A - lab)	SP2T-250 mL Sterile Plastic (N/A - lab)		BP3A-250 mL Plastic (NH2)2SO4 (9.3-9.7)	AG0U-100 mL Amber Unpreserved vials (N/A)	VSGU-20 mL Scintillation vials (N/A)	DG9U-40 mL Amber Unpreserved vials (N/A)
1																						3						
2																						3						
3																						3						
4																						3						
5																						3						
6																						3						
7																						3						
8																						3						
9																												
10																												
11																												
12																												

pH Adjustment Log for Preserved Samples

Sample ID	Type of Preservative	pH upon receipt	Date preservation adjusted	Time preservation adjusted	Amount of Preservative added	Lot #

Note: Whenever there is a discrepancy affecting North Carolina compliance samples, a copy of this form will be sent to the North Carolina DEHNR Certification Office (i.e. Out of hold, incorrect preservative, out of temp, incorrect containers.

Pace Analytical Services, LLC
9800 Kincey Ave. Suite 100
Huntersville, NC 28078
(704)875-9092

July 19, 2021

Andrew Street
Apex Companies - NC
5900 Northwoods Business Pkwy
Suite 5900-0
Charlotte, NC 28269

RE: Project: CPC Huntersville/2020-L1-2448
Pace Project No.: 92548983

Dear Andrew Street:

Enclosed are the analytical results for sample(s) received by the laboratory on July 12, 2021. The results relate only to the samples included in this report. Results reported herein conform to the applicable TNI/NELAC Standards and the laboratory's Quality Manual, where applicable, unless otherwise noted in the body of the report.

The test results provided in this final report were generated by each of the following laboratories within the Pace Network:

- Pace Analytical Services - Charlotte

If you have any questions concerning this report, please feel free to contact me.

Sincerely,

Angela M. Baioni

Angela Baioni
angela.baioni@pacelabs.com
(704)875-9092
Project Manager

Enclosures

cc: J Culbreath, Colonial Pipeline Company
Naomi Fretz, APEX Companies, LLC
Robert Hughes, Colonial Pipeline
Cameron Lee, Montrose-EPS
Jamie Moran, APEX Companies, LLC
Jeff Morrison, Colonial Pipeline Company
Tom Naumann, APEX Companies - NC
Joe Nicolette, Montrose-EPS
Christopher Schultz, Apex Companies
Matt Teixeira, Apex Companies, LLC
Michael Verdon, Colonial Pipeline Company
JM Wyatt, Colonial Pipeline Company

REPORT OF LABORATORY ANALYSIS

This report shall not be reproduced, except in full,
without the written consent of Pace Analytical Services, LLC.

Pace Analytical Services, LLC
9800 Kincey Ave. Suite 100
Huntersville, NC 28078
(704)875-9092

CERTIFICATIONS

Project: CPC Huntersville/2020-L1-2448
Pace Project No.: 92548983

Pace Analytical Services Charlotte
9800 Kincey Ave. Ste 100, Huntersville, NC 28078
Louisiana/NELAP Certification # LA170028
North Carolina Drinking Water Certification #: 37706
North Carolina Field Services Certification #: 5342
North Carolina Wastewater Certification #: 12
South Carolina Certification #: 99006001
Florida/NELAP Certification #: E87627
Kentucky UST Certification #: 84
Virginia/VELAP Certification #: 460221

This report shall not be reproduced, except in full,
without the written consent of Pace Analytical Services, LLC.

Pace Analytical Services, LLC
9800 Kincey Ave. Suite 100
Huntersville, NC 28078
(704)875-9092

SAMPLE SUMMARY

Project: CPC Huntersville/2020-L1-2448
Pace Project No.: 92548983

Lab ID	Sample ID	Matrix	Date Collected	Date Received
92548983001	**AD3 (0-2')**	Solid	07/09/21 09:20	07/12/21 14:30
92548983002	**AD3 (20-22')**	Solid	07/09/21 09:25	07/12/21 14:30
92548983003	**AD3 (36-38')**	Solid	07/09/21 09:30	07/12/21 14:30
92548983004	**AD2 (0-2')**	Solid	07/09/21 10:15	07/12/21 14:30
92548983005	**AD2 (18-20')**	Solid	07/09/21 11:15	07/12/21 14:30
92548983006	**AD2 (32-35')**	Solid	07/09/21 11:20	07/12/21 14:30
92548983007	**AD1 (0-2')**	Solid	07/09/21 14:00	07/12/21 14:30
92548983008	**AD1 (16-18')**	Solid	07/09/21 14:05	07/12/21 14:30
92548983009	**AD1 (44-46')**	Solid	07/09/21 14:10	07/12/21 14:30

This report shall not be reproduced, except in full,
without the written consent of Pace Analytical Services, LLC.

Pace Analytical Services, LLC
9800 Kincey Ave. Suite 100
Huntersville, NC 28078
(704)875-9092

SAMPLE ANALYTE COUNT

Project: CPC Huntersville/2020-L1-2448
Pace Project No.: 92548983

Lab ID	Sample ID	Method	Analysts	Analytes Reported	Laboratory
92548983001	**AD3 (0-2')**	MADEP VPH	MAD	6	PASI-C
		EPA 8260D	SAS	70	PASI-C
		SW-846	KDF	1	PASI-C
92548983002	**AD3 (20-22')**	MADEP VPH	MAD	6	PASI-C
		EPA 8260D	SAS	70	PASI-C
		SW-846	KDF	1	PASI-C
92548983003	**AD3 (36-38')**	MADEP VPH	MAD	6	PASI-C
		EPA 8260D	SAS	70	PASI-C
		SW-846	KDF	1	PASI-C
92548983004	**AD2 (0-2')**	MADEP VPH	MAD	6	PASI-C
		EPA 8260D	SAS	70	PASI-C
		SW-846	KDF	1	PASI-C
92548983005	**AD2 (18-20')**	MADEP VPH	MAD	6	PASI-C
		EPA 8260D	SAS	70	PASI-C
		SW-846	KDF	1	PASI-C
92548983006	**AD2 (32-35')**	MADEP VPH	MAD	6	PASI-C
		EPA 8260D	SAS	70	PASI-C
		SW-846	KDF	1	PASI-C
92548983007	**AD1 (0-2')**	MADEP VPH	MAD	6	PASI-C
		EPA 8260D	SAS	70	PASI-C
		SW-846	KDF	1	PASI-C
92548983008	**AD1 (16-18')**	MADEP VPH	MAD	6	PASI-C
		EPA 8260D	SAS	70	PASI-C
		SW-846	KDF	1	PASI-C
92548983009	**AD1 (44-46')**	MADEP VPH	MAD	6	PASI-C
		EPA 8260D	SAS	70	PASI-C
		SW-846	KDF	1	PASI-C

PASI-C = Pace Analytical Services - Charlotte

This report shall not be reproduced, except in full,
without the written consent of Pace Analytical Services, LLC.

Pace Analytical Services, LLC
9800 Kincey Ave. Suite 100
Huntersville, NC 28078
(704)875-9092

ANALYTICAL RESULTS

Project: CPC Huntersville/2020-L1-2448
Pace Project No.: 92548983

Sample: AD3 (0-2') **Lab ID: 92548983001** Collected: 07/09/21 09:20 Received: 07/12/21 14:30 Matrix: Solid

Results reported on a "dry weight" basis and are adjusted for percent moisture, sample size and any dilutions.

Parameters	Results	Units	Report Limit	MDL	DF	Prepared	Analyzed	CAS No.	Qual
VPH NC Soil	Analytical Method: MADEP VPH Preparation Method: MADEP VPH Pace Analytical Services - Charlotte								
Total VPH (C5-C12)	ND	mg/kg	3.5	3.5	1	07/15/21 14:29	07/16/21 07:12		N2
Aliphatic (C05-C08)	ND	mg/kg	3.5	3.5	1	07/15/21 14:29	07/16/21 07:12		N2
Aliphatic(C09-C12) Adjusted	ND	mg/kg	3.5	3.5	1	07/15/21 14:29	07/16/21 07:12		N2
Aromatic (C09-C10)	ND	mg/kg	3.5	3.5	1	07/15/21 14:29	07/16/21 07:12		N2
Surrogates									
4-Bromofluorobenzene (FID) (S)	101	%	70-130		1	07/15/21 14:29	07/16/21 07:12	460-00-4	
4-Bromofluorobenzene (PID) (S)	93	%	70-130		1	07/15/21 14:29	07/16/21 07:12	460-00-4	
8260D/5035A/5030B Volatiles	Analytical Method: EPA 8260D Preparation Method: EPA 5035A/5030B Pace Analytical Services - Charlotte								
Acetone	ND	ug/kg	134	43.0	1	07/14/21 09:49	07/14/21 18:38	67-64-1	
Benzene	ND	ug/kg	6.7	2.7	1	07/14/21 09:49	07/14/21 18:38	71-43-2	
Bromobenzene	ND	ug/kg	6.7	2.2	1	07/14/21 09:49	07/14/21 18:38	108-86-1	
Bromochloromethane	ND	ug/kg	6.7	2.0	1	07/14/21 09:49	07/14/21 18:38	74-97-5	
Bromodichloromethane	ND	ug/kg	6.7	2.6	1	07/14/21 09:49	07/14/21 18:38	75-27-4	
Bromoform	ND	ug/kg	6.7	2.4	1	07/14/21 09:49	07/14/21 18:38	75-25-2	
Bromomethane	ND	ug/kg	13.4	10.6	1	07/14/21 09:49	07/14/21 18:38	74-83-9	IK
2-Butanone (MEK)	ND	ug/kg	134	32.1	1	07/14/21 09:49	07/14/21 18:38	78-93-3	
n-Butylbenzene	ND	ug/kg	6.7	3.2	1	07/14/21 09:49	07/14/21 18:38	104-51-8	
sec-Butylbenzene	ND	ug/kg	6.7	2.9	1	07/14/21 09:49	07/14/21 18:38	135-98-8	
tert-Butylbenzene	ND	ug/kg	6.7	2.4	1	07/14/21 09:49	07/14/21 18:38	98-06-6	
Carbon tetrachloride	ND	ug/kg	6.7	2.5	1	07/14/21 09:49	07/14/21 18:38	56-23-5	
Chlorobenzene	ND	ug/kg	6.7	1.3	1	07/14/21 09:49	07/14/21 18:38	108-90-7	
Chloroethane	ND	ug/kg	13.4	5.2	1	07/14/21 09:49	07/14/21 18:38	75-00-3	
Chloroform	ND	ug/kg	6.7	4.1	1	07/14/21 09:49	07/14/21 18:38	67-66-3	
Chloromethane	ND	ug/kg	13.4	5.6	1	07/14/21 09:49	07/14/21 18:38	74-87-3	
2-Chlorotoluene	ND	ug/kg	6.7	2.4	1	07/14/21 09:49	07/14/21 18:38	95-49-8	
4-Chlorotoluene	ND	ug/kg	6.7	1.2	1	07/14/21 09:49	07/14/21 18:38	106-43-4	
1,2-Dibromo-3-chloropropane	ND	ug/kg	6.7	2.6	1	07/14/21 09:49	07/14/21 18:38	96-12-8	
Dibromochloromethane	ND	ug/kg	6.7	3.8	1	07/14/21 09:49	07/14/21 18:38	124-48-1	
1,2-Dibromoethane (EDB)	ND	ug/kg	6.7	2.9	1	07/14/21 09:49	07/14/21 18:38	106-93-4	
Dibromomethane	ND	ug/kg	6.7	1.4	1	07/14/21 09:49	07/14/21 18:38	74-95-3	
1,2-Dichlorobenzene	ND	ug/kg	6.7	2.4	1	07/14/21 09:49	07/14/21 18:38	95-50-1	
1,3-Dichlorobenzene	ND	ug/kg	6.7	2.1	1	07/14/21 09:49	07/14/21 18:38	541-73-1	
1,4-Dichlorobenzene	ND	ug/kg	6.7	1.7	1	07/14/21 09:49	07/14/21 18:38	106-46-7	
Dichlorodifluoromethane	ND	ug/kg	13.4	2.9	1	07/14/21 09:49	07/14/21 18:38	75-71-8	
1,1-Dichloroethane	ND	ug/kg	6.7	2.8	1	07/14/21 09:49	07/14/21 18:38	75-34-3	
1,2-Dichloroethane	ND	ug/kg	6.7	4.4	1	07/14/21 09:49	07/14/21 18:38	107-06-2	
1,1-Dichloroethene	ND	ug/kg	6.7	2.8	1	07/14/21 09:49	07/14/21 18:38	75-35-4	
cis-1,2-Dichloroethene	ND	ug/kg	6.7	2.3	1	07/14/21 09:49	07/14/21 18:38	156-59-2	
trans-1,2-Dichloroethene	ND	ug/kg	6.7	2.3	1	07/14/21 09:49	07/14/21 18:38	156-60-5	
1,2-Dichloropropane	ND	ug/kg	6.7	2.0	1	07/14/21 09:49	07/14/21 18:38	78-87-5	
1,3-Dichloropropane	ND	ug/kg	6.7	2.1	1	07/14/21 09:49	07/14/21 18:38	142-28-9	
2,2-Dichloropropane	ND	ug/kg	6.7	2.2	1	07/14/21 09:49	07/14/21 18:38	594-20-7	

REPORT OF LABORATORY ANALYSIS

This report shall not be reproduced, except in full,
without the written consent of Pace Analytical Services, LLC.

Pace Analytical Services, LLC
9800 Kincey Ave. Suite 100
Huntersville, NC 28078
(704)875-9092

ANALYTICAL RESULTS

Project: CPC Huntersville/2020-L1-2448
Pace Project No.: 92548983

Sample: AD3 (0-2') **Lab ID: 92548983001** Collected: 07/09/21 09:20 Received: 07/12/21 14:30 Matrix: Solid

Results reported on a "dry weight" basis and are adjusted for percent moisture, sample size and any dilutions.

Parameters	Results	Units	Report Limit	MDL	DF	Prepared	Analyzed	CAS No.	Qual
8260D/5035A/5030B Volatiles	Analytical Method: EPA 8260D Preparation Method: EPA 5035A/5030B Pace Analytical Services - Charlotte								
1,1-Dichloropropene	ND	ug/kg	6.7	3.2	1	07/14/21 09:49	07/14/21 18:38	563-58-6	
cis-1,3-Dichloropropene	ND	ug/kg	6.7	1.8	1	07/14/21 09:49	07/14/21 18:38	10061-01-5	
trans-1,3-Dichloropropene	ND	ug/kg	6.7	2.3	1	07/14/21 09:49	07/14/21 18:38	10061-02-6	
Diisopropyl ether	ND	ug/kg	6.7	1.8	1	07/14/21 09:49	07/14/21 18:38	108-20-3	
Ethylbenzene	ND	ug/kg	6.7	3.1	1	07/14/21 09:49	07/14/21 18:38	100-41-4	
Hexachloro-1,3-butadiene	ND	ug/kg	13.4	10.9	1	07/14/21 09:49	07/14/21 18:38	87-68-3	
2-Hexanone	ND	ug/kg	66.9	6.5	1	07/14/21 09:49	07/14/21 18:38	591-78-6	
Isopropylbenzene (Cumene)	ND	ug/kg	6.7	2.3	1	07/14/21 09:49	07/14/21 18:38	98-82-8	
p-Isopropyltoluene	ND	ug/kg	6.7	3.3	1	07/14/21 09:49	07/14/21 18:38	99-87-6	
Methylene Chloride	ND	ug/kg	26.8	18.3	1	07/14/21 09:49	07/14/21 18:38	75-09-2	
4-Methyl-2-pentanone (MIBK)	ND	ug/kg	66.9	6.5	1	07/14/21 09:49	07/14/21 18:38	108-10-1	
Methyl-tert-butyl ether	**3.5J**	ug/kg	6.7	2.5	1	07/14/21 09:49	07/14/21 18:38	1634-04-4	
Naphthalene	ND	ug/kg	6.7	3.5	1	07/14/21 09:49	07/14/21 18:38	91-20-3	
n-Propylbenzene	ND	ug/kg	6.7	2.4	1	07/14/21 09:49	07/14/21 18:38	103-65-1	
Styrene	ND	ug/kg	6.7	1.8	1	07/14/21 09:49	07/14/21 18:38	100-42-5	
1,1,1,2-Tetrachloroethane	ND	ug/kg	6.7	2.6	1	07/14/21 09:49	07/14/21 18:38	630-20-6	
1,1,2,2-Tetrachloroethane	ND	ug/kg	6.7	1.8	1	07/14/21 09:49	07/14/21 18:38	79-34-5	
Tetrachloroethene	ND	ug/kg	6.7	2.1	1	07/14/21 09:49	07/14/21 18:38	127-18-4	
Toluene	**8.5**	ug/kg	6.7	1.9	1	07/14/21 09:49	07/14/21 18:38	108-88-3	
1,2,3-Trichlorobenzene	ND	ug/kg	6.7	5.4	1	07/14/21 09:49	07/14/21 18:38	87-61-6	
1,2,4-Trichlorobenzene	ND	ug/kg	6.7	5.6	1	07/14/21 09:49	07/14/21 18:38	120-82-1	
1,1,1-Trichloroethane	ND	ug/kg	6.7	3.5	1	07/14/21 09:49	07/14/21 18:38	71-55-6	
1,1,2-Trichloroethane	ND	ug/kg	6.7	2.2	1	07/14/21 09:49	07/14/21 18:38	79-00-5	
Trichloroethene	ND	ug/kg	6.7	1.7	1	07/14/21 09:49	07/14/21 18:38	79-01-6	
Trichlorofluoromethane	ND	ug/kg	6.7	3.7	1	07/14/21 09:49	07/14/21 18:38	75-69-4	
1,2,3-Trichloropropane	ND	ug/kg	6.7	3.4	1	07/14/21 09:49	07/14/21 18:38	96-18-4	
1,2,4-Trimethylbenzene	ND	ug/kg	6.7	1.8	1	07/14/21 09:49	07/14/21 18:38	95-63-6	
1,3,5-Trimethylbenzene	ND	ug/kg	6.7	2.2	1	07/14/21 09:49	07/14/21 18:38	108-67-8	
Vinyl acetate	ND	ug/kg	66.9	4.9	1	07/14/21 09:49	07/14/21 18:38	108-05-4	
Vinyl chloride	ND	ug/kg	13.4	3.4	1	07/14/21 09:49	07/14/21 18:38	75-01-4	
Xylene (Total)	ND	ug/kg	13.4	3.8	1	07/14/21 09:49	07/14/21 18:38	1330-20-7	
m&p-Xylene	ND	ug/kg	13.4	4.6	1	07/14/21 09:49	07/14/21 18:38	179601-23-1	
o-Xylene	ND	ug/kg	6.7	3.0	1	07/14/21 09:49	07/14/21 18:38	95-47-6	
Surrogates									
Toluene-d8 (S)	100	%	70-130		1	07/14/21 09:49	07/14/21 18:38	2037-26-5	
4-Bromofluorobenzene (S)	95	%	69-134		1	07/14/21 09:49	07/14/21 18:38	460-00-4	
1,2-Dichloroethane-d4 (S)	104	%	70-130		1	07/14/21 09:49	07/14/21 18:38	17060-07-0	
Percent Moisture	Analytical Method: SW-846 Pace Analytical Services - Charlotte								
Percent Moisture	**13.3**	%	0.10	0.10	1		07/13/21 13:34		N2

REPORT OF LABORATORY ANALYSIS

This report shall not be reproduced, except in full,
without the written consent of Pace Analytical Services, LLC.

Pace Analytical Services, LLC
9800 Kincey Ave. Suite 100
Huntersville, NC 28078
(704)875-9092

ANALYTICAL RESULTS

Project: CPC Huntersville/2020-L1-2448
Pace Project No.: 92548983

Sample: AD3 (20-22') **Lab ID: 92548983002** Collected: 07/09/21 09:25 Received: 07/12/21 14:30 Matrix: Solid

Results reported on a "dry weight" basis and are adjusted for percent moisture, sample size and any dilutions.

Parameters	Results	Units	Report Limit	MDL	DF	Prepared	Analyzed	CAS No.	Qual
VPH NC Soil	Analytical Method: MADEP VPH Preparation Method: MADEP VPH Pace Analytical Services - Charlotte								
Total VPH (C5-C12)	**19400**	mg/kg	164	164	50	07/16/21 12:52	07/17/21 07:27		N2
Aliphatic (C05-C08)	**14300**	mg/kg	164	164	50	07/16/21 12:52	07/17/21 07:27		N2
Aliphatic(C09-C12) Adjusted	**3600**	mg/kg	164	164	50	07/16/21 12:52	07/17/21 07:27		N2
Aromatic (C09-C10)	**1500**	mg/kg	164	164	50	07/16/21 12:52	07/17/21 07:27		N2
Surrogates									
4-Bromofluorobenzene (FID) (S)	93	%	70-130		50	07/16/21 12:52	07/17/21 07:27	460-00-4	
4-Bromofluorobenzene (PID) (S)	80	%	70-130		50	07/16/21 12:52	07/17/21 07:27	460-00-4	
8260D/5035A/5030B Volatiles	Analytical Method: EPA 8260D Preparation Method: EPA 5035A/5030B Pace Analytical Services - Charlotte								
Acetone	ND	ug/kg	37100	11900	250	07/16/21 11:24	07/16/21 15:29	67-64-1	
Benzene	**107000**	ug/kg	1860	739	250	07/16/21 11:24	07/16/21 15:29	71-43-2	
Bromobenzene	ND	ug/kg	1860	605	250	07/16/21 11:24	07/16/21 15:29	108-86-1	
Bromochloromethane	ND	ug/kg	1860	549	250	07/16/21 11:24	07/16/21 15:29	74-97-5	
Bromodichloromethane	ND	ug/kg	1860	716	250	07/16/21 11:24	07/16/21 15:29	75-27-4	
Bromoform	ND	ug/kg	1860	653	250	07/16/21 11:24	07/16/21 15:29	75-25-2	
Bromomethane	ND	ug/kg	3710	2930	250	07/16/21 11:24	07/16/21 15:29	74-83-9	IK
2-Butanone (MEK)	ND	ug/kg	37100	8910	250	07/16/21 11:24	07/16/21 15:29	78-93-3	
n-Butylbenzene	**24500**	ug/kg	1860	876	250	07/16/21 11:24	07/16/21 15:29	104-51-8	
sec-Butylbenzene	ND	ug/kg	1860	816	250	07/16/21 11:24	07/16/21 15:29	135-98-8	
tert-Butylbenzene	ND	ug/kg	1860	661	250	07/16/21 11:24	07/16/21 15:29	98-06-6	
Carbon tetrachloride	ND	ug/kg	1860	694	250	07/16/21 11:24	07/16/21 15:29	56-23-5	
Chlorobenzene	ND	ug/kg	1860	356	250	07/16/21 11:24	07/16/21 15:29	108-90-7	
Chloroethane	ND	ug/kg	3710	1430	250	07/16/21 11:24	07/16/21 15:29	75-00-3	
Chloroform	ND	ug/kg	1860	1130	250	07/16/21 11:24	07/16/21 15:29	67-66-3	
Chloromethane	ND	ug/kg	3710	1560	250	07/16/21 11:24	07/16/21 15:29	74-87-3	
2-Chlorotoluene	ND	ug/kg	1860	657	250	07/16/21 11:24	07/16/21 15:29	95-49-8	
4-Chlorotoluene	ND	ug/kg	1860	328	250	07/16/21 11:24	07/16/21 15:29	106-43-4	
1,2-Dibromo-3-chloropropane	ND	ug/kg	1860	720	250	07/16/21 11:24	07/16/21 15:29	96-12-8	
Dibromochloromethane	ND	ug/kg	1860	1040	250	07/16/21 11:24	07/16/21 15:29	124-48-1	
1,2-Dibromoethane (EDB)	ND	ug/kg	1860	816	250	07/16/21 11:24	07/16/21 15:29	106-93-4	
Dibromomethane	ND	ug/kg	1860	397	250	07/16/21 11:24	07/16/21 15:29	74-95-3	
1,2-Dichlorobenzene	ND	ug/kg	1860	668	250	07/16/21 11:24	07/16/21 15:29	95-50-1	
1,3-Dichlorobenzene	ND	ug/kg	1860	575	250	07/16/21 11:24	07/16/21 15:29	541-73-1	
1,4-Dichlorobenzene	ND	ug/kg	1860	482	250	07/16/21 11:24	07/16/21 15:29	106-46-7	
Dichlorodifluoromethane	ND	ug/kg	3710	805	250	07/16/21 11:24	07/16/21 15:29	75-71-8	
1,1-Dichloroethane	ND	ug/kg	1860	765	250	07/16/21 11:24	07/16/21 15:29	75-34-3	
1,2-Dichloroethane	ND	ug/kg	1860	1230	250	07/16/21 11:24	07/16/21 15:29	107-06-2	
1,1-Dichloroethene	ND	ug/kg	1860	765	250	07/16/21 11:24	07/16/21 15:29	75-35-4	
cis-1,2-Dichloroethene	ND	ug/kg	1860	635	250	07/16/21 11:24	07/16/21 15:29	156-59-2	
trans-1,2-Dichloroethene	ND	ug/kg	1860	649	250	07/16/21 11:24	07/16/21 15:29	156-60-5	
1,2-Dichloropropane	ND	ug/kg	1860	557	250	07/16/21 11:24	07/16/21 15:29	78-87-5	
1,3-Dichloropropane	ND	ug/kg	1860	579	250	07/16/21 11:24	07/16/21 15:29	142-28-9	
2,2-Dichloropropane	ND	ug/kg	1860	605	250	07/16/21 11:24	07/16/21 15:29	594-20-7	

REPORT OF LABORATORY ANALYSIS

This report shall not be reproduced, except in full,
without the written consent of Pace Analytical Services, LLC.

Pace Analytical Services, LLC
9800 Kincey Ave. Suite 100
Huntersville, NC 28078
(704)875-9092

ANALYTICAL RESULTS

Project: CPC Huntersville/2020-L1-2448
Pace Project No.: 92548983

Sample: AD3 (20-22') **Lab ID: 92548983002** Collected: 07/09/21 09:25 Received: 07/12/21 14:30 Matrix: Solid

Results reported on a "dry weight" basis and are adjusted for percent moisture, sample size and any dilutions.

Parameters	Results	Units	Report Limit	MDL	DF	Prepared	Analyzed	CAS No.	Qual
8260D/5035A/5030B Volatiles	Analytical Method: EPA 8260D Preparation Method: EPA 5035A/5030B Pace Analytical Services - Charlotte								
1,1-Dichloropropene	ND	ug/kg	1860	891	250	07/16/21 11:24	07/16/21 15:29	563-58-6	
cis-1,3-Dichloropropene	ND	ug/kg	1860	505	250	07/16/21 11:24	07/16/21 15:29	10061-01-5	
trans-1,3-Dichloropropene	ND	ug/kg	1860	638	250	07/16/21 11:24	07/16/21 15:29	10061-02-6	
Diisopropyl ether	**4820**	ug/kg	1860	501	250	07/16/21 11:24	07/16/21 15:29	108-20-3	
Ethylbenzene	**273000**	ug/kg	1860	865	250	07/16/21 11:24	07/16/21 15:29	100-41-4	
Hexachloro-1,3-butadiene	ND	ug/kg	3710	3040	250	07/16/21 11:24	07/16/21 15:29	87-68-3	
2-Hexanone	ND	ug/kg	18600	1790	250	07/16/21 11:24	07/16/21 15:29	591-78-6	
Isopropylbenzene (Cumene)	**20500**	ug/kg	1860	631	250	07/16/21 11:24	07/16/21 15:29	98-82-8	
p-Isopropyltoluene	**19300**	ug/kg	1860	913	250	07/16/21 11:24	07/16/21 15:29	99-87-6	
Methylene Chloride	**131000**	ug/kg	7420	5080	250	07/16/21 11:24	07/16/21 15:29	75-09-2	
4-Methyl-2-pentanone (MIBK)	ND	ug/kg	18600	1790	250	07/16/21 11:24	07/16/21 15:29	108-10-1	
Methyl-tert-butyl ether	ND	ug/kg	1860	694	250	07/16/21 11:24	07/16/21 15:29	1634-04-4	
Naphthalene	**70200**	ug/kg	1860	976	250	07/16/21 11:24	07/16/21 15:29	91-20-3	
n-Propylbenzene	**87200**	ug/kg	1860	661	250	07/16/21 11:24	07/16/21 15:29	103-65-1	
Styrene	**11000**	ug/kg	1860	490	250	07/16/21 11:24	07/16/21 15:29	100-42-5	
1,1,1,2-Tetrachloroethane	ND	ug/kg	1860	713	250	07/16/21 11:24	07/16/21 15:29	630-20-6	
1,1,2,2-Tetrachloroethane	ND	ug/kg	1860	490	250	07/16/21 11:24	07/16/21 15:29	79-34-5	
Tetrachloroethene	ND	ug/kg	1860	586	250	07/16/21 11:24	07/16/21 15:29	127-18-4	
Toluene	**1080000**	ug/kg	1860	527	250	07/16/21 11:24	07/16/21 15:29	108-88-3	
1,2,3-Trichlorobenzene	ND	ug/kg	1860	1500	250	07/16/21 11:24	07/16/21 15:29	87-61-6	
1,2,4-Trichlorobenzene	ND	ug/kg	1860	1560	250	07/16/21 11:24	07/16/21 15:29	120-82-1	
1,1,1-Trichloroethane	ND	ug/kg	1860	965	250	07/16/21 11:24	07/16/21 15:29	71-55-6	
1,1,2-Trichloroethane	ND	ug/kg	1860	616	250	07/16/21 11:24	07/16/21 15:29	79-00-5	
Trichloroethene	ND	ug/kg	1860	479	250	07/16/21 11:24	07/16/21 15:29	79-01-6	
Trichlorofluoromethane	ND	ug/kg	1860	1020	250	07/16/21 11:24	07/16/21 15:29	75-69-4	
1,2,3-Trichloropropane	ND	ug/kg	1860	939	250	07/16/21 11:24	07/16/21 15:29	96-18-4	
1,2,4-Trimethylbenzene	**533000**	ug/kg	1860	508	250	07/16/21 11:24	07/16/21 15:29	95-63-6	
1,3,5-Trimethylbenzene	**148000**	ug/kg	1860	623	250	07/16/21 11:24	07/16/21 15:29	108-67-8	
Vinyl acetate	ND	ug/kg	18600	1350	250	07/16/21 11:24	07/16/21 15:29	108-05-4	
Vinyl chloride	ND	ug/kg	3710	943	250	07/16/21 11:24	07/16/21 15:29	75-01-4	
Xylene (Total)	**1330000**	ug/kg	3710	1060	250	07/16/21 11:24	07/16/21 15:29	1330-20-7	
m&p-Xylene	**949000**	ug/kg	3710	1270	250	07/16/21 11:24	07/16/21 15:29	179601-23-1	
o-Xylene	**384000**	ug/kg	1860	820	250	07/16/21 11:24	07/16/21 15:29	95-47-6	
Surrogates									
Toluene-d8 (S)	97	%	70-130		250	07/16/21 11:24	07/16/21 15:29	2037-26-5	
4-Bromofluorobenzene (S)	95	%	69-134		250	07/16/21 11:24	07/16/21 15:29	460-00-4	
1,2-Dichloroethane-d4 (S)	97	%	70-130		250	07/16/21 11:24	07/16/21 15:29	17060-07-0	
Percent Moisture	Analytical Method: SW-846 Pace Analytical Services - Charlotte								
Percent Moisture	**19.1**	%	0.10	0.10	1		07/13/21 13:34		N2

REPORT OF LABORATORY ANALYSIS

This report shall not be reproduced, except in full,
without the written consent of Pace Analytical Services, LLC.

Pace Analytical Services, LLC
9800 Kincey Ave. Suite 100
Huntersville, NC 28078
(704)875-9092

ANALYTICAL RESULTS

Project: CPC Huntersville/2020-L1-2448
Pace Project No.: 92548983

Sample: AD3 (36-38') **Lab ID: 92548983003** Collected: 07/09/21 09:30 Received: 07/12/21 14:30 Matrix: Solid

Results reported on a "dry weight" basis and are adjusted for percent moisture, sample size and any dilutions.

Parameters	Results	Units	Report Limit	MDL	DF	Prepared	Analyzed	CAS No.	Qual
VPH NC Soil	Analytical Method: MADEP VPH Preparation Method: MADEP VPH Pace Analytical Services - Charlotte								
Total VPH (C5-C12)	**19600**	mg/kg	142	142	50	07/16/21 12:52	07/17/21 07:55		N2
Aliphatic (C05-C08)	**14000**	mg/kg	142	142	50	07/16/21 12:52	07/17/21 07:55		N2
Aliphatic(C09-C12) Adjusted	**4040**	mg/kg	142	142	50	07/16/21 12:52	07/17/21 07:55		N2
Aromatic (C09-C10)	**1520**	mg/kg	142	142	50	07/16/21 12:52	07/17/21 07:55		N2
Surrogates									
4-Bromofluorobenzene (FID) (S)	94	%	70-130		50	07/16/21 12:52	07/17/21 07:55	460-00-4	
4-Bromofluorobenzene (PID) (S)	79	%	70-130		50	07/16/21 12:52	07/17/21 07:55	460-00-4	
8260D/5035A/5030B Volatiles	Analytical Method: EPA 8260D Preparation Method: EPA 5035A/5030B Pace Analytical Services - Charlotte								
Acetone	ND	ug/kg	35200	11300	250	07/16/21 11:24	07/16/21 15:47	67-64-1	
Benzene	**105000**	ug/kg	1760	701	250	07/16/21 11:24	07/16/21 15:47	71-43-2	
Bromobenzene	ND	ug/kg	1760	574	250	07/16/21 11:24	07/16/21 15:47	108-86-1	
Bromochloromethane	ND	ug/kg	1760	521	250	07/16/21 11:24	07/16/21 15:47	74-97-5	
Bromodichloromethane	ND	ug/kg	1760	679	250	07/16/21 11:24	07/16/21 15:47	75-27-4	
Bromoform	ND	ug/kg	1760	620	250	07/16/21 11:24	07/16/21 15:47	75-25-2	
Bromomethane	ND	ug/kg	3520	2780	250	07/16/21 11:24	07/16/21 15:47	74-83-9	IK
2-Butanone (MEK)	ND	ug/kg	35200	8450	250	07/16/21 11:24	07/16/21 15:47	78-93-3	
n-Butylbenzene	**17900**	ug/kg	1760	831	250	07/16/21 11:24	07/16/21 15:47	104-51-8	
sec-Butylbenzene	ND	ug/kg	1760	774	250	07/16/21 11:24	07/16/21 15:47	135-98-8	
tert-Butylbenzene	ND	ug/kg	1760	627	250	07/16/21 11:24	07/16/21 15:47	98-06-6	
Carbon tetrachloride	ND	ug/kg	1760	658	250	07/16/21 11:24	07/16/21 15:47	56-23-5	
Chlorobenzene	ND	ug/kg	1760	338	250	07/16/21 11:24	07/16/21 15:47	108-90-7	
Chloroethane	ND	ug/kg	3520	1360	250	07/16/21 11:24	07/16/21 15:47	75-00-3	
Chloroform	ND	ug/kg	1760	1070	250	07/16/21 11:24	07/16/21 15:47	67-66-3	
Chloromethane	ND	ug/kg	3520	1480	250	07/16/21 11:24	07/16/21 15:47	74-87-3	
2-Chlorotoluene	ND	ug/kg	1760	623	250	07/16/21 11:24	07/16/21 15:47	95-49-8	
4-Chlorotoluene	ND	ug/kg	1760	312	250	07/16/21 11:24	07/16/21 15:47	106-43-4	
1,2-Dibromo-3-chloropropane	ND	ug/kg	1760	683	250	07/16/21 11:24	07/16/21 15:47	96-12-8	
Dibromochloromethane	ND	ug/kg	1760	989	250	07/16/21 11:24	07/16/21 15:47	124-48-1	
1,2-Dibromoethane (EDB)	ND	ug/kg	1760	774	250	07/16/21 11:24	07/16/21 15:47	106-93-4	
Dibromomethane	ND	ug/kg	1760	377	250	07/16/21 11:24	07/16/21 15:47	74-95-3	
1,2-Dichlorobenzene	ND	ug/kg	1760	634	250	07/16/21 11:24	07/16/21 15:47	95-50-1	
1,3-Dichlorobenzene	**1900**	ug/kg	1760	546	250	07/16/21 11:24	07/16/21 15:47	541-73-1	
1,4-Dichlorobenzene	ND	ug/kg	1760	458	250	07/16/21 11:24	07/16/21 15:47	106-46-7	
Dichlorodifluoromethane	ND	ug/kg	3520	764	250	07/16/21 11:24	07/16/21 15:47	75-71-8	
1,1-Dichloroethane	ND	ug/kg	1760	725	250	07/16/21 11:24	07/16/21 15:47	75-34-3	
1,2-Dichloroethane	ND	ug/kg	1760	1170	250	07/16/21 11:24	07/16/21 15:47	107-06-2	
1,1-Dichloroethene	**1100J**	ug/kg	1760	725	250	07/16/21 11:24	07/16/21 15:47	75-35-4	
cis-1,2-Dichloroethene	**1970**	ug/kg	1760	602	250	07/16/21 11:24	07/16/21 15:47	156-59-2	
trans-1,2-Dichloroethene	**1720J**	ug/kg	1760	616	250	07/16/21 11:24	07/16/21 15:47	156-60-5	
1,2-Dichloropropane	ND	ug/kg	1760	528	250	07/16/21 11:24	07/16/21 15:47	78-87-5	
1,3-Dichloropropane	ND	ug/kg	1760	549	250	07/16/21 11:24	07/16/21 15:47	142-28-9	
2,2-Dichloropropane	ND	ug/kg	1760	574	250	07/16/21 11:24	07/16/21 15:47	594-20-7	

REPORT OF LABORATORY ANALYSIS

This report shall not be reproduced, except in full,
without the written consent of Pace Analytical Services, LLC.

Pace Analytical Services, LLC
9800 Kincey Ave. Suite 100
Huntersville, NC 28078
(704)875-9092

ANALYTICAL RESULTS

Project: CPC Huntersville/2020-L1-2448
Pace Project No.: 92548983

Sample: AD3 (36-38') **Lab ID: 92548983003** Collected: 07/09/21 09:30 Received: 07/12/21 14:30 Matrix: Solid

Results reported on a "dry weight" basis and are adjusted for percent moisture, sample size and any dilutions.

Parameters	Results	Units	Report Limit	MDL	DF	Prepared	Analyzed	CAS No.	Qual
8260D/5035A/5030B Volatiles	Analytical Method: EPA 8260D Preparation Method: EPA 5035A/5030B Pace Analytical Services - Charlotte								
1,1-Dichloropropene	ND	ug/kg	1760	845	250	07/16/21 11:24	07/16/21 15:47	563-58-6	
cis-1,3-Dichloropropene	ND	ug/kg	1760	479	250	07/16/21 11:24	07/16/21 15:47	10061-01-5	
trans-1,3-Dichloropropene	ND	ug/kg	1760	605	250	07/16/21 11:24	07/16/21 15:47	10061-02-6	
Diisopropyl ether	**4940**	ug/kg	1760	475	250	07/16/21 11:24	07/16/21 15:47	108-20-3	
Ethylbenzene	**260000**	ug/kg	1760	820	250	07/16/21 11:24	07/16/21 15:47	100-41-4	
Hexachloro-1,3-butadiene	ND	ug/kg	3520	2880	250	07/16/21 11:24	07/16/21 15:47	87-68-3	
2-Hexanone	ND	ug/kg	17600	1700	250	07/16/21 11:24	07/16/21 15:47	591-78-6	
Isopropylbenzene (Cumene)	**18600**	ug/kg	1760	598	250	07/16/21 11:24	07/16/21 15:47	98-82-8	
p-Isopropyltoluene	**16100**	ug/kg	1760	866	250	07/16/21 11:24	07/16/21 15:47	99-87-6	
Methylene Chloride	**107000**	ug/kg	7040	4820	250	07/16/21 11:24	07/16/21 15:47	75-09-2	
4-Methyl-2-pentanone (MIBK)	ND	ug/kg	17600	1700	250	07/16/21 11:24	07/16/21 15:47	108-10-1	
Methyl-tert-butyl ether	ND	ug/kg	1760	658	250	07/16/21 11:24	07/16/21 15:47	1634-04-4	
Naphthalene	**42300**	ug/kg	1760	926	250	07/16/21 11:24	07/16/21 15:47	91-20-3	
n-Propylbenzene	**64500**	ug/kg	1760	627	250	07/16/21 11:24	07/16/21 15:47	103-65-1	
Styrene	ND	ug/kg	1760	465	250	07/16/21 11:24	07/16/21 15:47	100-42-5	
1,1,1,2-Tetrachloroethane	**1430J**	ug/kg	1760	676	250	07/16/21 11:24	07/16/21 15:47	630-20-6	
1,1,2,2-Tetrachloroethane	ND	ug/kg	1760	465	250	07/16/21 11:24	07/16/21 15:47	79-34-5	
Tetrachloroethene	**1330J**	ug/kg	1760	556	250	07/16/21 11:24	07/16/21 15:47	127-18-4	
Toluene	**985000**	ug/kg	1760	500	250	07/16/21 11:24	07/16/21 15:47	108-88-3	
1,2,3-Trichlorobenzene	ND	ug/kg	1760	1420	250	07/16/21 11:24	07/16/21 15:47	87-61-6	
1,2,4-Trichlorobenzene	ND	ug/kg	1760	1480	250	07/16/21 11:24	07/16/21 15:47	120-82-1	
1,1,1-Trichloroethane	**923J**	ug/kg	1760	915	250	07/16/21 11:24	07/16/21 15:47	71-55-6	
1,1,2-Trichloroethane	ND	ug/kg	1760	584	250	07/16/21 11:24	07/16/21 15:47	79-00-5	
Trichloroethene	**1610J**	ug/kg	1760	454	250	07/16/21 11:24	07/16/21 15:47	79-01-6	
Trichlorofluoromethane	ND	ug/kg	1760	968	250	07/16/21 11:24	07/16/21 15:47	75-69-4	
1,2,3-Trichloropropane	ND	ug/kg	1760	891	250	07/16/21 11:24	07/16/21 15:47	96-18-4	
1,2,4-Trimethylbenzene	**348000**	ug/kg	1760	482	250	07/16/21 11:24	07/16/21 15:47	95-63-6	
1,3,5-Trimethylbenzene	**98500**	ug/kg	1760	591	250	07/16/21 11:24	07/16/21 15:47	108-67-8	
Vinyl acetate	**1840J**	ug/kg	17600	1280	250	07/16/21 11:24	07/16/21 15:47	108-05-4	
Vinyl chloride	ND	ug/kg	3520	894	250	07/16/21 11:24	07/16/21 15:47	75-01-4	
Xylene (Total)	**1300000**	ug/kg	3520	1000	250	07/16/21 11:24	07/16/21 15:47	1330-20-7	
m&p-Xylene	**923000**	ug/kg	3520	1200	250	07/16/21 11:24	07/16/21 15:47	179601-23-1	
o-Xylene	**379000**	ug/kg	1760	778	250	07/16/21 11:24	07/16/21 15:47	95-47-6	
Surrogates									
Toluene-d8 (S)	97	%	70-130		250	07/16/21 11:24	07/16/21 15:47	2037-26-5	
4-Bromofluorobenzene (S)	95	%	69-134		250	07/16/21 11:24	07/16/21 15:47	460-00-4	
1,2-Dichloroethane-d4 (S)	99	%	70-130		250	07/16/21 11:24	07/16/21 15:47	17060-07-0	
Percent Moisture	Analytical Method: SW-846 Pace Analytical Services - Charlotte								
Percent Moisture	**14.9**	%	0.10	0.10	1		07/13/21 13:35		N2

REPORT OF LABORATORY ANALYSIS

This report shall not be reproduced, except in full,
without the written consent of Pace Analytical Services, LLC.

Pace Analytical Services, LLC
9800 Kincey Ave. Suite 100
Huntersville, NC 28078
(704)875-9092

ANALYTICAL RESULTS

Project: CPC Huntersville/2020-L1-2448
Pace Project No.: 92548983

Sample: AD2 (0-2') **Lab ID: 92548983004** Collected: 07/09/21 10:15 Received: 07/12/21 14:30 Matrix: Solid

Results reported on a "dry weight" basis and are adjusted for percent moisture, sample size and any dilutions.

Parameters	Results	Units	Report Limit	MDL	DF	Prepared	Analyzed	CAS No.	Qual
VPH NC Soil	Analytical Method: MADEP VPH Preparation Method: MADEP VPH Pace Analytical Services - Charlotte								
Total VPH (C5-C12)	ND	mg/kg	4.6	4.6	1	07/15/21 14:29	07/16/21 07:41		N2
Aliphatic (C05-C08)	ND	mg/kg	4.6	4.6	1	07/15/21 14:29	07/16/21 07:41		N2
Aliphatic(C09-C12) Adjusted	ND	mg/kg	4.6	4.6	1	07/15/21 14:29	07/16/21 07:41		N2
Aromatic (C09-C10)	ND	mg/kg	4.6	4.6	1	07/15/21 14:29	07/16/21 07:41		N2
Surrogates									
4-Bromofluorobenzene (FID) (S)	101	%	70-130		1	07/15/21 14:29	07/16/21 07:41	460-00-4	
4-Bromofluorobenzene (PID) (S)	93	%	70-130		1	07/15/21 14:29	07/16/21 07:41	460-00-4	
8260D/5035A/5030B Volatiles	Analytical Method: EPA 8260D Preparation Method: EPA 5035A/5030B Pace Analytical Services - Charlotte								
Acetone	**112J**	ug/kg	169	54.3	1	07/14/21 09:49	07/14/21 18:56	67-64-1	
Benzene	ND	ug/kg	8.5	3.4	1	07/14/21 09:49	07/14/21 18:56	71-43-2	
Bromobenzene	ND	ug/kg	8.5	2.8	1	07/14/21 09:49	07/14/21 18:56	108-86-1	
Bromochloromethane	ND	ug/kg	8.5	2.5	1	07/14/21 09:49	07/14/21 18:56	74-97-5	
Bromodichloromethane	ND	ug/kg	8.5	3.3	1	07/14/21 09:49	07/14/21 18:56	75-27-4	
Bromoform	ND	ug/kg	8.5	3.0	1	07/14/21 09:49	07/14/21 18:56	75-25-2	
Bromomethane	ND	ug/kg	16.9	13.4	1	07/14/21 09:49	07/14/21 18:56	74-83-9	IK
2-Butanone (MEK)	ND	ug/kg	169	40.6	1	07/14/21 09:49	07/14/21 18:56	78-93-3	
n-Butylbenzene	ND	ug/kg	8.5	4.0	1	07/14/21 09:49	07/14/21 18:56	104-51-8	
sec-Butylbenzene	ND	ug/kg	8.5	3.7	1	07/14/21 09:49	07/14/21 18:56	135-98-8	
tert-Butylbenzene	ND	ug/kg	8.5	3.0	1	07/14/21 09:49	07/14/21 18:56	98-06-6	
Carbon tetrachloride	ND	ug/kg	8.5	3.2	1	07/14/21 09:49	07/14/21 18:56	56-23-5	
Chlorobenzene	ND	ug/kg	8.5	1.6	1	07/14/21 09:49	07/14/21 18:56	108-90-7	
Chloroethane	ND	ug/kg	16.9	6.5	1	07/14/21 09:49	07/14/21 18:56	75-00-3	
Chloroform	ND	ug/kg	8.5	5.1	1	07/14/21 09:49	07/14/21 18:56	67-66-3	
Chloromethane	ND	ug/kg	16.9	7.1	1	07/14/21 09:49	07/14/21 18:56	74-87-3	
2-Chlorotoluene	ND	ug/kg	8.5	3.0	1	07/14/21 09:49	07/14/21 18:56	95-49-8	
4-Chlorotoluene	ND	ug/kg	8.5	1.5	1	07/14/21 09:49	07/14/21 18:56	106-43-4	
1,2-Dibromo-3-chloropropane	ND	ug/kg	8.5	3.3	1	07/14/21 09:49	07/14/21 18:56	96-12-8	
Dibromochloromethane	ND	ug/kg	8.5	4.8	1	07/14/21 09:49	07/14/21 18:56	124-48-1	
1,2-Dibromoethane (EDB)	ND	ug/kg	8.5	3.7	1	07/14/21 09:49	07/14/21 18:56	106-93-4	
Dibromomethane	ND	ug/kg	8.5	1.8	1	07/14/21 09:49	07/14/21 18:56	74-95-3	
1,2-Dichlorobenzene	ND	ug/kg	8.5	3.0	1	07/14/21 09:49	07/14/21 18:56	95-50-1	
1,3-Dichlorobenzene	ND	ug/kg	8.5	2.6	1	07/14/21 09:49	07/14/21 18:56	541-73-1	
1,4-Dichlorobenzene	ND	ug/kg	8.5	2.2	1	07/14/21 09:49	07/14/21 18:56	106-46-7	
Dichlorodifluoromethane	ND	ug/kg	16.9	3.7	1	07/14/21 09:49	07/14/21 18:56	75-71-8	
1,1-Dichloroethane	ND	ug/kg	8.5	3.5	1	07/14/21 09:49	07/14/21 18:56	75-34-3	
1,2-Dichloroethane	ND	ug/kg	8.5	5.6	1	07/14/21 09:49	07/14/21 18:56	107-06-2	
1,1-Dichloroethene	ND	ug/kg	8.5	3.5	1	07/14/21 09:49	07/14/21 18:56	75-35-4	
cis-1,2-Dichloroethene	ND	ug/kg	8.5	2.9	1	07/14/21 09:49	07/14/21 18:56	156-59-2	
trans-1,2-Dichloroethene	ND	ug/kg	8.5	3.0	1	07/14/21 09:49	07/14/21 18:56	156-60-5	
1,2-Dichloropropane	ND	ug/kg	8.5	2.5	1	07/14/21 09:49	07/14/21 18:56	78-87-5	
1,3-Dichloropropane	ND	ug/kg	8.5	2.6	1	07/14/21 09:49	07/14/21 18:56	142-28-9	
2,2-Dichloropropane	ND	ug/kg	8.5	2.8	1	07/14/21 09:49	07/14/21 18:56	594-20-7	

REPORT OF LABORATORY ANALYSIS

This report shall not be reproduced, except in full,
without the written consent of Pace Analytical Services, LLC.

Pace Analytical Services, LLC
9800 Kincey Ave. Suite 100
Huntersville, NC 28078
(704)875-9092

ANALYTICAL RESULTS

Project: CPC Huntersville/2020-L1-2448
Pace Project No.: 92548983

Sample: AD2 (0-2') **Lab ID: 92548983004** Collected: 07/09/21 10:15 Received: 07/12/21 14:30 Matrix: Solid

Results reported on a "dry weight" basis and are adjusted for percent moisture, sample size and any dilutions.

Parameters	Results	Units	Report Limit	MDL	DF	Prepared	Analyzed	CAS No.	Qual
8260D/5035A/5030B Volatiles	Analytical Method: EPA 8260D Preparation Method: EPA 5035A/5030B Pace Analytical Services - Charlotte								
1,1-Dichloropropene	ND	ug/kg	8.5	4.1	1	07/14/21 09:49	07/14/21 18:56	563-58-6	
cis-1,3-Dichloropropene	ND	ug/kg	8.5	2.3	1	07/14/21 09:49	07/14/21 18:56	10061-01-5	
trans-1,3-Dichloropropene	ND	ug/kg	8.5	2.9	1	07/14/21 09:49	07/14/21 18:56	10061-02-6	
Diisopropyl ether	ND	ug/kg	8.5	2.3	1	07/14/21 09:49	07/14/21 18:56	108-20-3	
Ethylbenzene	ND	ug/kg	8.5	3.9	1	07/14/21 09:49	07/14/21 18:56	100-41-4	
Hexachloro-1,3-butadiene	ND	ug/kg	16.9	13.8	1	07/14/21 09:49	07/14/21 18:56	87-68-3	
2-Hexanone	ND	ug/kg	84.5	8.1	1	07/14/21 09:49	07/14/21 18:56	591-78-6	
Isopropylbenzene (Cumene)	ND	ug/kg	8.5	2.9	1	07/14/21 09:49	07/14/21 18:56	98-82-8	
p-Isopropyltoluene	**10.2**	ug/kg	8.5	4.2	1	07/14/21 09:49	07/14/21 18:56	99-87-6	
Methylene Chloride	ND	ug/kg	33.8	23.2	1	07/14/21 09:49	07/14/21 18:56	75-09-2	
4-Methyl-2-pentanone (MIBK)	ND	ug/kg	84.5	8.1	1	07/14/21 09:49	07/14/21 18:56	108-10-1	
Methyl-tert-butyl ether	**4.8J**	ug/kg	8.5	3.2	1	07/14/21 09:49	07/14/21 18:56	1634-04-4	
Naphthalene	ND	ug/kg	8.5	4.4	1	07/14/21 09:49	07/14/21 18:56	91-20-3	
n-Propylbenzene	ND	ug/kg	8.5	3.0	1	07/14/21 09:49	07/14/21 18:56	103-65-1	
Styrene	ND	ug/kg	8.5	2.2	1	07/14/21 09:49	07/14/21 18:56	100-42-5	
1,1,1,2-Tetrachloroethane	ND	ug/kg	8.5	3.2	1	07/14/21 09:49	07/14/21 18:56	630-20-6	
1,1,2,2-Tetrachloroethane	ND	ug/kg	8.5	2.2	1	07/14/21 09:49	07/14/21 18:56	79-34-5	
Tetrachloroethene	ND	ug/kg	8.5	2.7	1	07/14/21 09:49	07/14/21 18:56	127-18-4	
Toluene	**23.0**	ug/kg	8.5	2.4	1	07/14/21 09:49	07/14/21 18:56	108-88-3	
1,2,3-Trichlorobenzene	ND	ug/kg	8.5	6.8	1	07/14/21 09:49	07/14/21 18:56	87-61-6	
1,2,4-Trichlorobenzene	ND	ug/kg	8.5	7.1	1	07/14/21 09:49	07/14/21 18:56	120-82-1	
1,1,1-Trichloroethane	ND	ug/kg	8.5	4.4	1	07/14/21 09:49	07/14/21 18:56	71-55-6	
1,1,2-Trichloroethane	ND	ug/kg	8.5	2.8	1	07/14/21 09:49	07/14/21 18:56	79-00-5	
Trichloroethene	ND	ug/kg	8.5	2.2	1	07/14/21 09:49	07/14/21 18:56	79-01-6	
Trichlorofluoromethane	ND	ug/kg	8.5	4.6	1	07/14/21 09:49	07/14/21 18:56	75-69-4	
1,2,3-Trichloropropane	ND	ug/kg	8.5	4.3	1	07/14/21 09:49	07/14/21 18:56	96-18-4	
1,2,4-Trimethylbenzene	**7.3J**	ug/kg	8.5	2.3	1	07/14/21 09:49	07/14/21 18:56	95-63-6	
1,3,5-Trimethylbenzene	ND	ug/kg	8.5	2.8	1	07/14/21 09:49	07/14/21 18:56	108-67-8	
Vinyl acetate	ND	ug/kg	84.5	6.2	1	07/14/21 09:49	07/14/21 18:56	108-05-4	
Vinyl chloride	ND	ug/kg	16.9	4.3	1	07/14/21 09:49	07/14/21 18:56	75-01-4	
Xylene (Total)	**29.1**	ug/kg	16.9	4.8	1	07/14/21 09:49	07/14/21 18:56	1330-20-7	
m&p-Xylene	**21.5**	ug/kg	16.9	5.8	1	07/14/21 09:49	07/14/21 18:56	179601-23-1	
o-Xylene	**7.6J**	ug/kg	8.5	3.7	1	07/14/21 09:49	07/14/21 18:56	95-47-6	
Surrogates									
Toluene-d8 (S)	100	%	70-130		1	07/14/21 09:49	07/14/21 18:56	2037-26-5	
4-Bromofluorobenzene (S)	99	%	69-134		1	07/14/21 09:49	07/14/21 18:56	460-00-4	
1,2-Dichloroethane-d4 (S)	106	%	70-130		1	07/14/21 09:49	07/14/21 18:56	17060-07-0	
Percent Moisture	Analytical Method: SW-846 Pace Analytical Services - Charlotte								
Percent Moisture	**22.0**	%	0.10	0.10	1		07/13/21 13:35		N2

REPORT OF LABORATORY ANALYSIS

This report shall not be reproduced, except in full,
without the written consent of Pace Analytical Services, LLC.

Pace Analytical Services, LLC
9800 Kincey Ave. Suite 100
Huntersville, NC 28078
(704)875-9092

ANALYTICAL RESULTS

Project: CPC Huntersville/2020-L1-2448
Pace Project No.: 92548983

Sample: AD2 (18-20') **Lab ID: 92548983005** Collected: 07/09/21 11:15 Received: 07/12/21 14:30 Matrix: Solid

Results reported on a "dry weight" basis and are adjusted for percent moisture, sample size and any dilutions.

Parameters	Results	Units	Report Limit	MDL	DF	Prepared	Analyzed	CAS No.	Qual
VPH NC Soil	Analytical Method: MADEP VPH Preparation Method: MADEP VPH Pace Analytical Services - Charlotte								
Total VPH (C5-C12)	**15900**	mg/kg	89.4	89.4	25	07/16/21 12:52	07/17/21 09:21		N2
Aliphatic (C05-C08)	**10500**	mg/kg	89.4	89.4	25	07/16/21 12:52	07/17/21 09:21		N2
Aliphatic(C09-C12) Adjusted	**3990**	mg/kg	89.4	89.4	25	07/16/21 12:52	07/17/21 09:21		N2
Aromatic (C09-C10)	**1430**	mg/kg	89.4	89.4	25	07/16/21 12:52	07/17/21 09:21		N2
Surrogates									
4-Bromofluorobenzene (FID) (S)	126	%	70-130		25	07/16/21 12:52	07/17/21 09:21	460-00-4	
4-Bromofluorobenzene (PID) (S)	78	%	70-130		25	07/16/21 12:52	07/17/21 09:21	460-00-4	
8260D/5035A/5030B Volatiles	Analytical Method: EPA 8260D Preparation Method: EPA 5035A/5030B Pace Analytical Services - Charlotte								
Acetone	ND	ug/kg	21100	6780	125	07/16/21 11:24	07/16/21 14:52	67-64-1	
Benzene	**56500**	ug/kg	1060	420	125	07/16/21 11:24	07/16/21 14:52	71-43-2	
Bromobenzene	ND	ug/kg	1060	344	125	07/16/21 11:24	07/16/21 14:52	108-86-1	
Bromochloromethane	ND	ug/kg	1060	313	125	07/16/21 11:24	07/16/21 14:52	74-97-5	
Bromodichloromethane	ND	ug/kg	1060	408	125	07/16/21 11:24	07/16/21 14:52	75-27-4	
Bromoform	ND	ug/kg	1060	372	125	07/16/21 11:24	07/16/21 14:52	75-25-2	
Bromomethane	ND	ug/kg	2110	1670	125	07/16/21 11:24	07/16/21 14:52	74-83-9	IK
2-Butanone (MEK)	ND	ug/kg	21100	5070	125	07/16/21 11:24	07/16/21 14:52	78-93-3	
n-Butylbenzene	**21600**	ug/kg	1060	499	125	07/16/21 11:24	07/16/21 14:52	104-51-8	
sec-Butylbenzene	ND	ug/kg	1060	465	125	07/16/21 11:24	07/16/21 14:52	135-98-8	
tert-Butylbenzene	ND	ug/kg	1060	376	125	07/16/21 11:24	07/16/21 14:52	98-06-6	
Carbon tetrachloride	ND	ug/kg	1060	395	125	07/16/21 11:24	07/16/21 14:52	56-23-5	
Chlorobenzene	ND	ug/kg	1060	203	125	07/16/21 11:24	07/16/21 14:52	108-90-7	
Chloroethane	ND	ug/kg	2110	816	125	07/16/21 11:24	07/16/21 14:52	75-00-3	
Chloroform	ND	ug/kg	1060	642	125	07/16/21 11:24	07/16/21 14:52	67-66-3	
Chloromethane	ND	ug/kg	2110	887	125	07/16/21 11:24	07/16/21 14:52	74-87-3	
2-Chlorotoluene	ND	ug/kg	1060	374	125	07/16/21 11:24	07/16/21 14:52	95-49-8	
4-Chlorotoluene	ND	ug/kg	1060	187	125	07/16/21 11:24	07/16/21 14:52	106-43-4	
1,2-Dibromo-3-chloropropane	ND	ug/kg	1060	410	125	07/16/21 11:24	07/16/21 14:52	96-12-8	
Dibromochloromethane	ND	ug/kg	1060	594	125	07/16/21 11:24	07/16/21 14:52	124-48-1	
1,2-Dibromoethane (EDB)	ND	ug/kg	1060	465	125	07/16/21 11:24	07/16/21 14:52	106-93-4	
Dibromomethane	ND	ug/kg	1060	226	125	07/16/21 11:24	07/16/21 14:52	74-95-3	
1,2-Dichlorobenzene	ND	ug/kg	1060	380	125	07/16/21 11:24	07/16/21 14:52	95-50-1	
1,3-Dichlorobenzene	ND	ug/kg	1060	327	125	07/16/21 11:24	07/16/21 14:52	541-73-1	
1,4-Dichlorobenzene	ND	ug/kg	1060	275	125	07/16/21 11:24	07/16/21 14:52	106-46-7	
Dichlorodifluoromethane	ND	ug/kg	2110	458	125	07/16/21 11:24	07/16/21 14:52	75-71-8	
1,1-Dichloroethane	ND	ug/kg	1060	435	125	07/16/21 11:24	07/16/21 14:52	75-34-3	
1,2-Dichloroethane	ND	ug/kg	1060	699	125	07/16/21 11:24	07/16/21 14:52	107-06-2	
1,1-Dichloroethene	ND	ug/kg	1060	435	125	07/16/21 11:24	07/16/21 14:52	75-35-4	
cis-1,2-Dichloroethene	ND	ug/kg	1060	361	125	07/16/21 11:24	07/16/21 14:52	156-59-2	
trans-1,2-Dichloroethene	ND	ug/kg	1060	370	125	07/16/21 11:24	07/16/21 14:52	156-60-5	
1,2-Dichloropropane	ND	ug/kg	1060	317	125	07/16/21 11:24	07/16/21 14:52	78-87-5	
1,3-Dichloropropane	ND	ug/kg	1060	330	125	07/16/21 11:24	07/16/21 14:52	142-28-9	
2,2-Dichloropropane	ND	ug/kg	1060	344	125	07/16/21 11:24	07/16/21 14:52	594-20-7	

REPORT OF LABORATORY ANALYSIS

This report shall not be reproduced, except in full,
without the written consent of Pace Analytical Services, LLC.

Pace Analytical Services, LLC
9800 Kincey Ave. Suite 100
Huntersville, NC 28078
(704)875-9092

ANALYTICAL RESULTS

Project: CPC Huntersville/2020-L1-2448
Pace Project No.: 92548983

Sample: AD2 (18-20') **Lab ID: 92548983005** Collected: 07/09/21 11:15 Received: 07/12/21 14:30 Matrix: Solid

Results reported on a "dry weight" basis and are adjusted for percent moisture, sample size and any dilutions.

Parameters	Results	Units	Report Limit	MDL	DF	Prepared	Analyzed	CAS No.	Qual
8260D/5035A/5030B Volatiles	Analytical Method: EPA 8260D Preparation Method: EPA 5035A/5030B Pace Analytical Services - Charlotte								
1,1-Dichloropropene	ND	ug/kg	1060	507	125	07/16/21 11:24	07/16/21 14:52	563-58-6	
cis-1,3-Dichloropropene	ND	ug/kg	1060	287	125	07/16/21 11:24	07/16/21 14:52	10061-01-5	
trans-1,3-Dichloropropene	ND	ug/kg	1060	363	125	07/16/21 11:24	07/16/21 14:52	10061-02-6	
Diisopropyl ether	**2200**	ug/kg	1060	285	125	07/16/21 11:24	07/16/21 14:52	108-20-3	
Ethylbenzene	**263000**	ug/kg	1060	492	125	07/16/21 11:24	07/16/21 14:52	100-41-4	
Hexachloro-1,3-butadiene	ND	ug/kg	2110	1730	125	07/16/21 11:24	07/16/21 14:52	87-68-3	
2-Hexanone	ND	ug/kg	10600	1020	125	07/16/21 11:24	07/16/21 14:52	591-78-6	
Isopropylbenzene (Cumene)	**21800**	ug/kg	1060	359	125	07/16/21 11:24	07/16/21 14:52	98-82-8	
p-Isopropyltoluene	**20100**	ug/kg	1060	520	125	07/16/21 11:24	07/16/21 14:52	99-87-6	
Methylene Chloride	**68000**	ug/kg	4230	2890	125	07/16/21 11:24	07/16/21 14:52	75-09-2	
4-Methyl-2-pentanone (MIBK)	**15000**	ug/kg	10600	1020	125	07/16/21 11:24	07/16/21 14:52	108-10-1	
Methyl-tert-butyl ether	ND	ug/kg	1060	395	125	07/16/21 11:24	07/16/21 14:52	1634-04-4	
Naphthalene	**51600**	ug/kg	1060	556	125	07/16/21 11:24	07/16/21 14:52	91-20-3	
n-Propylbenzene	ND	ug/kg	1060	376	125	07/16/21 11:24	07/16/21 14:52	103-65-1	
Styrene	**10700**	ug/kg	1060	279	125	07/16/21 11:24	07/16/21 14:52	100-42-5	
1,1,1,2-Tetrachloroethane	ND	ug/kg	1060	406	125	07/16/21 11:24	07/16/21 14:52	630-20-6	
1,1,2,2-Tetrachloroethane	ND	ug/kg	1060	279	125	07/16/21 11:24	07/16/21 14:52	79-34-5	
Tetrachloroethene	ND	ug/kg	1060	334	125	07/16/21 11:24	07/16/21 14:52	127-18-4	
Toluene	**750000**	ug/kg	1060	300	125	07/16/21 11:24	07/16/21 14:52	108-88-3	
1,2,3-Trichlorobenzene	ND	ug/kg	1060	854	125	07/16/21 11:24	07/16/21 14:52	87-61-6	
1,2,4-Trichlorobenzene	ND	ug/kg	1060	887	125	07/16/21 11:24	07/16/21 14:52	120-82-1	
1,1,1-Trichloroethane	ND	ug/kg	1060	549	125	07/16/21 11:24	07/16/21 14:52	71-55-6	
1,1,2-Trichloroethane	ND	ug/kg	1060	351	125	07/16/21 11:24	07/16/21 14:52	79-00-5	
Trichloroethene	ND	ug/kg	1060	273	125	07/16/21 11:24	07/16/21 14:52	79-01-6	
Trichlorofluoromethane	ND	ug/kg	1060	581	125	07/16/21 11:24	07/16/21 14:52	75-69-4	
1,2,3-Trichloropropane	ND	ug/kg	1060	535	125	07/16/21 11:24	07/16/21 14:52	96-18-4	
1,2,4-Trimethylbenzene	**461000**	ug/kg	1060	289	125	07/16/21 11:24	07/16/21 14:52	95-63-6	
1,3,5-Trimethylbenzene	ND	ug/kg	1060	355	125	07/16/21 11:24	07/16/21 14:52	108-67-8	
Vinyl acetate	ND	ug/kg	10600	769	125	07/16/21 11:24	07/16/21 14:52	108-05-4	
Vinyl chloride	ND	ug/kg	2110	537	125	07/16/21 11:24	07/16/21 14:52	75-01-4	
Xylene (Total)	**1310000**	ug/kg	2110	602	125	07/16/21 11:24	07/16/21 14:52	1330-20-7	
m&p-Xylene	**933000**	ug/kg	2110	723	125	07/16/21 11:24	07/16/21 14:52	179601-23-1	
o-Xylene	**373000**	ug/kg	1060	467	125	07/16/21 11:24	07/16/21 14:52	95-47-6	
Surrogates									
Toluene-d8 (S)	96	%	70-130		125	07/16/21 11:24	07/16/21 14:52	2037-26-5	
4-Bromofluorobenzene (S)	97	%	69-134		125	07/16/21 11:24	07/16/21 14:52	460-00-4	
1,2-Dichloroethane-d4 (S)	99	%	70-130		125	07/16/21 11:24	07/16/21 14:52	17060-07-0	
Percent Moisture	Analytical Method: SW-846 Pace Analytical Services - Charlotte								
Percent Moisture	**17.9**	%	0.10	0.10	1		07/13/21 13:35		N2

REPORT OF LABORATORY ANALYSIS

This report shall not be reproduced, except in full,
without the written consent of Pace Analytical Services, LLC.

Pace Analytical Services, LLC
9800 Kincey Ave. Suite 100
Huntersville, NC 28078
(704)875-9092

ANALYTICAL RESULTS

Project: CPC Huntersville/2020-L1-2448
Pace Project No.: 92548983

Sample: AD2 (32-35') **Lab ID: 92548983006** Collected: 07/09/21 11:20 Received: 07/12/21 14:30 Matrix: Solid

Results reported on a "dry weight" basis and are adjusted for percent moisture, sample size and any dilutions.

Parameters	Results	Units	Report Limit	MDL	DF	Prepared	Analyzed	CAS No.	Qual
VPH NC Soil	Analytical Method: MADEP VPH Preparation Method: MADEP VPH Pace Analytical Services - Charlotte								
Total VPH (C5-C12)	**23100**	mg/kg	106	106	40	07/17/21 11:56	07/18/21 10:33		N2
Aliphatic (C05-C08)	**17300**	mg/kg	106	106	40	07/17/21 11:56	07/18/21 10:33		N2
Aliphatic(C09-C12) Adjusted	**4350**	mg/kg	106	106	40	07/17/21 11:56	07/18/21 10:33		N2
Aromatic (C09-C10)	**1390**	mg/kg	106	106	40	07/17/21 11:56	07/18/21 10:33		N2
Surrogates									
4-Bromofluorobenzene (FID) (S)	122	%	70-130		40	07/17/21 11:56	07/18/21 10:33	460-00-4	
4-Bromofluorobenzene (PID) (S)	79	%	70-130		40	07/17/21 11:56	07/18/21 10:33	460-00-4	
8260D/5035A/5030B Volatiles	Analytical Method: EPA 8260D Preparation Method: EPA 5035A/5030B Pace Analytical Services - Charlotte								
Acetone	ND	ug/kg	25900	8300	200	07/16/21 11:24	07/16/21 15:10	67-64-1	
Benzene	**62300**	ug/kg	1290	515	200	07/16/21 11:24	07/16/21 15:10	71-43-2	
Bromobenzene	ND	ug/kg	1290	422	200	07/16/21 11:24	07/16/21 15:10	108-86-1	
Bromochloromethane	ND	ug/kg	1290	383	200	07/16/21 11:24	07/16/21 15:10	74-97-5	
Bromodichloromethane	ND	ug/kg	1290	499	200	07/16/21 11:24	07/16/21 15:10	75-27-4	
Bromoform	ND	ug/kg	1290	455	200	07/16/21 11:24	07/16/21 15:10	75-25-2	
Bromomethane	ND	ug/kg	2590	2040	200	07/16/21 11:24	07/16/21 15:10	74-83-9	IK
2-Butanone (MEK)	ND	ug/kg	25900	6210	200	07/16/21 11:24	07/16/21 15:10	78-93-3	
n-Butylbenzene	**16800**	ug/kg	1290	610	200	07/16/21 11:24	07/16/21 15:10	104-51-8	
sec-Butylbenzene	ND	ug/kg	1290	569	200	07/16/21 11:24	07/16/21 15:10	135-98-8	
tert-Butylbenzene	ND	ug/kg	1290	460	200	07/16/21 11:24	07/16/21 15:10	98-06-6	
Carbon tetrachloride	ND	ug/kg	1290	484	200	07/16/21 11:24	07/16/21 15:10	56-23-5	
Chlorobenzene	ND	ug/kg	1290	248	200	07/16/21 11:24	07/16/21 15:10	108-90-7	
Chloroethane	ND	ug/kg	2590	998	200	07/16/21 11:24	07/16/21 15:10	75-00-3	
Chloroform	ND	ug/kg	1290	786	200	07/16/21 11:24	07/16/21 15:10	67-66-3	
Chloromethane	ND	ug/kg	2590	1090	200	07/16/21 11:24	07/16/21 15:10	74-87-3	
2-Chlorotoluene	ND	ug/kg	1290	458	200	07/16/21 11:24	07/16/21 15:10	95-49-8	
4-Chlorotoluene	ND	ug/kg	1290	229	200	07/16/21 11:24	07/16/21 15:10	106-43-4	
1,2-Dibromo-3-chloropropane	ND	ug/kg	1290	502	200	07/16/21 11:24	07/16/21 15:10	96-12-8	
Dibromochloromethane	ND	ug/kg	1290	727	200	07/16/21 11:24	07/16/21 15:10	124-48-1	
1,2-Dibromoethane (EDB)	ND	ug/kg	1290	569	200	07/16/21 11:24	07/16/21 15:10	106-93-4	
Dibromomethane	ND	ug/kg	1290	277	200	07/16/21 11:24	07/16/21 15:10	74-95-3	
1,2-Dichlorobenzene	ND	ug/kg	1290	466	200	07/16/21 11:24	07/16/21 15:10	95-50-1	
1,3-Dichlorobenzene	ND	ug/kg	1290	401	200	07/16/21 11:24	07/16/21 15:10	541-73-1	
1,4-Dichlorobenzene	ND	ug/kg	1290	336	200	07/16/21 11:24	07/16/21 15:10	106-46-7	
Dichlorodifluoromethane	ND	ug/kg	2590	561	200	07/16/21 11:24	07/16/21 15:10	75-71-8	
1,1-Dichloroethane	ND	ug/kg	1290	533	200	07/16/21 11:24	07/16/21 15:10	75-34-3	
1,2-Dichloroethane	ND	ug/kg	1290	856	200	07/16/21 11:24	07/16/21 15:10	107-06-2	
1,1-Dichloroethene	ND	ug/kg	1290	533	200	07/16/21 11:24	07/16/21 15:10	75-35-4	
cis-1,2-Dichloroethene	ND	ug/kg	1290	442	200	07/16/21 11:24	07/16/21 15:10	156-59-2	
trans-1,2-Dichloroethene	ND	ug/kg	1290	453	200	07/16/21 11:24	07/16/21 15:10	156-60-5	
1,2-Dichloropropane	ND	ug/kg	1290	388	200	07/16/21 11:24	07/16/21 15:10	78-87-5	
1,3-Dichloropropane	ND	ug/kg	1290	403	200	07/16/21 11:24	07/16/21 15:10	142-28-9	
2,2-Dichloropropane	ND	ug/kg	1290	422	200	07/16/21 11:24	07/16/21 15:10	594-20-7	

This report shall not be reproduced, except in full,
without the written consent of Pace Analytical Services, LLC.

Pace Analytical Services, LLC
9800 Kincey Ave. Suite 100
Huntersville, NC 28078
(704)875-9092

ANALYTICAL RESULTS

Project: CPC Huntersville/2020-L1-2448
Pace Project No.: 92548983

Sample: AD2 (32-35') **Lab ID: 92548983006** Collected: 07/09/21 11:20 Received: 07/12/21 14:30 Matrix: Solid

Results reported on a "dry weight" basis and are adjusted for percent moisture, sample size and any dilutions.

Parameters	Results	Units	Report Limit	MDL	DF	Prepared	Analyzed	CAS No.	Qual
8260D/5035A/5030B Volatiles	Analytical Method: EPA 8260D Preparation Method: EPA 5035A/5030B Pace Analytical Services - Charlotte								
1,1-Dichloropropene	ND	ug/kg	1290	621	200	07/16/21 11:24	07/16/21 15:10	563-58-6	
cis-1,3-Dichloropropene	ND	ug/kg	1290	352	200	07/16/21 11:24	07/16/21 15:10	10061-01-5	
trans-1,3-Dichloropropene	ND	ug/kg	1290	445	200	07/16/21 11:24	07/16/21 15:10	10061-02-6	
Diisopropyl ether	**2990**	ug/kg	1290	349	200	07/16/21 11:24	07/16/21 15:10	108-20-3	
Ethylbenzene	**224000**	ug/kg	1290	603	200	07/16/21 11:24	07/16/21 15:10	100-41-4	
Hexachloro-1,3-butadiene	ND	ug/kg	2590	2120	200	07/16/21 11:24	07/16/21 15:10	87-68-3	
2-Hexanone	ND	ug/kg	12900	1250	200	07/16/21 11:24	07/16/21 15:10	591-78-6	
Isopropylbenzene (Cumene)	**16100**	ug/kg	1290	440	200	07/16/21 11:24	07/16/21 15:10	98-82-8	
p-Isopropyltoluene	**14300**	ug/kg	1290	636	200	07/16/21 11:24	07/16/21 15:10	99-87-6	
Methylene Chloride	**79800**	ug/kg	5170	3540	200	07/16/21 11:24	07/16/21 15:10	75-09-2	
4-Methyl-2-pentanone (MIBK)	**10200J**	ug/kg	12900	1250	200	07/16/21 11:24	07/16/21 15:10	108-10-1	
Methyl-tert-butyl ether	ND	ug/kg	1290	484	200	07/16/21 11:24	07/16/21 15:10	1634-04-4	
Naphthalene	**43100**	ug/kg	1290	680	200	07/16/21 11:24	07/16/21 15:10	91-20-3	
n-Propylbenzene	**61900**	ug/kg	1290	460	200	07/16/21 11:24	07/16/21 15:10	103-65-1	
Styrene	**9130**	ug/kg	1290	341	200	07/16/21 11:24	07/16/21 15:10	100-42-5	
1,1,1,2-Tetrachloroethane	ND	ug/kg	1290	497	200	07/16/21 11:24	07/16/21 15:10	630-20-6	
1,1,2,2-Tetrachloroethane	ND	ug/kg	1290	341	200	07/16/21 11:24	07/16/21 15:10	79-34-5	
Tetrachloroethene	ND	ug/kg	1290	409	200	07/16/21 11:24	07/16/21 15:10	127-18-4	
Toluene	**690000**	ug/kg	1290	367	200	07/16/21 11:24	07/16/21 15:10	108-88-3	
1,2,3-Trichlorobenzene	ND	ug/kg	1290	1040	200	07/16/21 11:24	07/16/21 15:10	87-61-6	
1,2,4-Trichlorobenzene	ND	ug/kg	1290	1090	200	07/16/21 11:24	07/16/21 15:10	120-82-1	
1,1,1-Trichloroethane	ND	ug/kg	1290	672	200	07/16/21 11:24	07/16/21 15:10	71-55-6	
1,1,2-Trichloroethane	ND	ug/kg	1290	429	200	07/16/21 11:24	07/16/21 15:10	79-00-5	
Trichloroethene	ND	ug/kg	1290	334	200	07/16/21 11:24	07/16/21 15:10	79-01-6	
Trichlorofluoromethane	ND	ug/kg	1290	711	200	07/16/21 11:24	07/16/21 15:10	75-69-4	
1,2,3-Trichloropropane	ND	ug/kg	1290	654	200	07/16/21 11:24	07/16/21 15:10	96-18-4	
1,2,4-Trimethylbenzene	**339000**	ug/kg	1290	354	200	07/16/21 11:24	07/16/21 15:10	95-63-6	
1,3,5-Trimethylbenzene	**95800**	ug/kg	1290	434	200	07/16/21 11:24	07/16/21 15:10	108-67-8	
Vinyl acetate	ND	ug/kg	12900	941	200	07/16/21 11:24	07/16/21 15:10	108-05-4	
Vinyl chloride	ND	ug/kg	2590	657	200	07/16/21 11:24	07/16/21 15:10	75-01-4	
Xylene (Total)	**1120000**	ug/kg	2590	737	200	07/16/21 11:24	07/16/21 15:10	1330-20-7	
m&p-Xylene	**798000**	ug/kg	2590	884	200	07/16/21 11:24	07/16/21 15:10	179601-23-1	
o-Xylene	**319000**	ug/kg	1290	572	200	07/16/21 11:24	07/16/21 15:10	95-47-6	
Surrogates									
Toluene-d8 (S)	96	%	70-130		200	07/16/21 11:24	07/16/21 15:10	2037-26-5	
4-Bromofluorobenzene (S)	97	%	69-134		200	07/16/21 11:24	07/16/21 15:10	460-00-4	
1,2-Dichloroethane-d4 (S)	95	%	70-130		200	07/16/21 11:24	07/16/21 15:10	17060-07-0	
Percent Moisture	Analytical Method: SW-846 Pace Analytical Services - Charlotte								
Percent Moisture	**8.0**	%	0.10	0.10	1		07/13/21 13:35		N2

REPORT OF LABORATORY ANALYSIS

This report shall not be reproduced, except in full,
without the written consent of Pace Analytical Services, LLC.

Pace Analytical Services, LLC
9800 Kincey Ave. Suite 100
Huntersville, NC 28078
(704)875-9092

ANALYTICAL RESULTS

Project: CPC Huntersville/2020-L1-2448
Pace Project No.: 92548983

Sample: AD1 (0-2') **Lab ID: 92548983007** Collected: 07/09/21 14:00 Received: 07/12/21 14:30 Matrix: Solid

Results reported on a "dry weight" basis and are adjusted for percent moisture, sample size and any dilutions.

Parameters	Results	Units	Report Limit	MDL	DF	Prepared	Analyzed	CAS No.	Qual
VPH NC Soil	Analytical Method: MADEP VPH Preparation Method: MADEP VPH Pace Analytical Services - Charlotte								
Total VPH (C5-C12)	**5.0**	mg/kg	3.8	3.8	1	07/16/21 12:52	07/16/21 23:52		N2
Aliphatic (C05-C08)	ND	mg/kg	3.8	3.8	1	07/16/21 12:52	07/16/21 23:52		N2
Aliphatic(C09-C12) Adjusted	ND	mg/kg	3.8	3.8	1	07/16/21 12:52	07/16/21 23:52		N2
Aromatic (C09-C10)	ND	mg/kg	3.8	3.8	1	07/16/21 12:52	07/16/21 23:52		N2
Surrogates									
4-Bromofluorobenzene (FID) (S)	107	%	70-130		1	07/16/21 12:52	07/16/21 23:52	460-00-4	
4-Bromofluorobenzene (PID) (S)	94	%	70-130		1	07/16/21 12:52	07/16/21 23:52	460-00-4	
8260D/5035A/5030B Volatiles	Analytical Method: EPA 8260D Preparation Method: EPA 5035A/5030B Pace Analytical Services - Charlotte								
Acetone	ND	ug/kg	158	50.7	1	07/14/21 12:50	07/15/21 01:06	67-64-1	
Benzene	ND	ug/kg	7.9	3.1	1	07/14/21 12:50	07/15/21 01:06	71-43-2	
Bromobenzene	ND	ug/kg	7.9	2.6	1	07/14/21 12:50	07/15/21 01:06	108-86-1	
Bromochloromethane	ND	ug/kg	7.9	2.3	1	07/14/21 12:50	07/15/21 01:06	74-97-5	
Bromodichloromethane	ND	ug/kg	7.9	3.0	1	07/14/21 12:50	07/15/21 01:06	75-27-4	
Bromoform	ND	ug/kg	7.9	2.8	1	07/14/21 12:50	07/15/21 01:06	75-25-2	
Bromomethane	ND	ug/kg	15.8	12.5	1	07/14/21 12:50	07/15/21 01:06	74-83-9	IK
2-Butanone (MEK)	ND	ug/kg	158	37.9	1	07/14/21 12:50	07/15/21 01:06	78-93-3	
n-Butylbenzene	ND	ug/kg	7.9	3.7	1	07/14/21 12:50	07/15/21 01:06	104-51-8	
sec-Butylbenzene	ND	ug/kg	7.9	3.5	1	07/14/21 12:50	07/15/21 01:06	135-98-8	
tert-Butylbenzene	ND	ug/kg	7.9	2.8	1	07/14/21 12:50	07/15/21 01:06	98-06-6	
Carbon tetrachloride	ND	ug/kg	7.9	3.0	1	07/14/21 12:50	07/15/21 01:06	56-23-5	
Chlorobenzene	ND	ug/kg	7.9	1.5	1	07/14/21 12:50	07/15/21 01:06	108-90-7	
Chloroethane	ND	ug/kg	15.8	6.1	1	07/14/21 12:50	07/15/21 01:06	75-00-3	
Chloroform	ND	ug/kg	7.9	4.8	1	07/14/21 12:50	07/15/21 01:06	67-66-3	
Chloromethane	ND	ug/kg	15.8	6.6	1	07/14/21 12:50	07/15/21 01:06	74-87-3	
2-Chlorotoluene	ND	ug/kg	7.9	2.8	1	07/14/21 12:50	07/15/21 01:06	95-49-8	
4-Chlorotoluene	ND	ug/kg	7.9	1.4	1	07/14/21 12:50	07/15/21 01:06	106-43-4	
1,2-Dibromo-3-chloropropane	ND	ug/kg	7.9	3.1	1	07/14/21 12:50	07/15/21 01:06	96-12-8	
Dibromochloromethane	ND	ug/kg	7.9	4.4	1	07/14/21 12:50	07/15/21 01:06	124-48-1	
1,2-Dibromoethane (EDB)	ND	ug/kg	7.9	3.5	1	07/14/21 12:50	07/15/21 01:06	106-93-4	
Dibromomethane	ND	ug/kg	7.9	1.7	1	07/14/21 12:50	07/15/21 01:06	74-95-3	
1,2-Dichlorobenzene	ND	ug/kg	7.9	2.8	1	07/14/21 12:50	07/15/21 01:06	95-50-1	
1,3-Dichlorobenzene	ND	ug/kg	7.9	2.4	1	07/14/21 12:50	07/15/21 01:06	541-73-1	
1,4-Dichlorobenzene	ND	ug/kg	7.9	2.1	1	07/14/21 12:50	07/15/21 01:06	106-46-7	
Dichlorodifluoromethane	ND	ug/kg	15.8	3.4	1	07/14/21 12:50	07/15/21 01:06	75-71-8	
1,1-Dichloroethane	ND	ug/kg	7.9	3.3	1	07/14/21 12:50	07/15/21 01:06	75-34-3	
1,2-Dichloroethane	ND	ug/kg	7.9	5.2	1	07/14/21 12:50	07/15/21 01:06	107-06-2	
1,1-Dichloroethene	ND	ug/kg	7.9	3.3	1	07/14/21 12:50	07/15/21 01:06	75-35-4	
cis-1,2-Dichloroethene	ND	ug/kg	7.9	2.7	1	07/14/21 12:50	07/15/21 01:06	156-59-2	
trans-1,2-Dichloroethene	ND	ug/kg	7.9	2.8	1	07/14/21 12:50	07/15/21 01:06	156-60-5	
1,2-Dichloropropane	ND	ug/kg	7.9	2.4	1	07/14/21 12:50	07/15/21 01:06	78-87-5	
1,3-Dichloropropane	ND	ug/kg	7.9	2.5	1	07/14/21 12:50	07/15/21 01:06	142-28-9	
2,2-Dichloropropane	ND	ug/kg	7.9	2.6	1	07/14/21 12:50	07/15/21 01:06	594-20-7	v2

REPORT OF LABORATORY ANALYSIS

This report shall not be reproduced, except in full,
without the written consent of Pace Analytical Services, LLC.

Pace Analytical Services, LLC
9800 Kincey Ave. Suite 100
Huntersville, NC 28078
(704)875-9092

ANALYTICAL RESULTS

Project: CPC Huntersville/2020-L1-2448
Pace Project No.: 92548983

Sample: AD1 (0-2') **Lab ID: 92548983007** Collected: 07/09/21 14:00 Received: 07/12/21 14:30 Matrix: Solid

Results reported on a "dry weight" basis and are adjusted for percent moisture, sample size and any dilutions.

Parameters	Results	Units	Report Limit	MDL	DF	Prepared	Analyzed	CAS No.	Qual
8260D/5035A/5030B Volatiles	Analytical Method: EPA 8260D Preparation Method: EPA 5035A/5030B Pace Analytical Services - Charlotte								
1,1-Dichloropropene	ND	ug/kg	7.9	3.8	1	07/14/21 12:50	07/15/21 01:06	563-58-6	
cis-1,3-Dichloropropene	ND	ug/kg	7.9	2.1	1	07/14/21 12:50	07/15/21 01:06	10061-01-5	
trans-1,3-Dichloropropene	ND	ug/kg	7.9	2.7	1	07/14/21 12:50	07/15/21 01:06	10061-02-6	
Diisopropyl ether	ND	ug/kg	7.9	2.1	1	07/14/21 12:50	07/15/21 01:06	108-20-3	
Ethylbenzene	**7.9**	ug/kg	7.9	3.7	1	07/14/21 12:50	07/15/21 01:06	100-41-4	
Hexachloro-1,3-butadiene	ND	ug/kg	15.8	12.9	1	07/14/21 12:50	07/15/21 01:06	87-68-3	
2-Hexanone	ND	ug/kg	78.9	7.6	1	07/14/21 12:50	07/15/21 01:06	591-78-6	
Isopropylbenzene (Cumene)	ND	ug/kg	7.9	2.7	1	07/14/21 12:50	07/15/21 01:06	98-82-8	
p-Isopropyltoluene	**55.6**	ug/kg	7.9	3.9	1	07/14/21 12:50	07/15/21 01:06	99-87-6	
Methylene Chloride	ND	ug/kg	31.6	21.6	1	07/14/21 12:50	07/15/21 01:06	75-09-2	
4-Methyl-2-pentanone (MIBK)	ND	ug/kg	78.9	7.6	1	07/14/21 12:50	07/15/21 01:06	108-10-1	
Methyl-tert-butyl ether	ND	ug/kg	7.9	3.0	1	07/14/21 12:50	07/15/21 01:06	1634-04-4	
Naphthalene	**5.3J**	ug/kg	7.9	4.2	1	07/14/21 12:50	07/15/21 01:06	91-20-3	
n-Propylbenzene	ND	ug/kg	7.9	2.8	1	07/14/21 12:50	07/15/21 01:06	103-65-1	
Styrene	**14.4**	ug/kg	7.9	2.1	1	07/14/21 12:50	07/15/21 01:06	100-42-5	
1,1,1,2-Tetrachloroethane	ND	ug/kg	7.9	3.0	1	07/14/21 12:50	07/15/21 01:06	630-20-6	
1,1,2,2-Tetrachloroethane	ND	ug/kg	7.9	2.1	1	07/14/21 12:50	07/15/21 01:06	79-34-5	
Tetrachloroethene	ND	ug/kg	7.9	2.5	1	07/14/21 12:50	07/15/21 01:06	127-18-4	
Toluene	**27.8**	ug/kg	7.9	2.2	1	07/14/21 12:50	07/15/21 01:06	108-88-3	
1,2,3-Trichlorobenzene	ND	ug/kg	7.9	6.4	1	07/14/21 12:50	07/15/21 01:06	87-61-6	
1,2,4-Trichlorobenzene	ND	ug/kg	7.9	6.6	1	07/14/21 12:50	07/15/21 01:06	120-82-1	
1,1,1-Trichloroethane	ND	ug/kg	7.9	4.1	1	07/14/21 12:50	07/15/21 01:06	71-55-6	
1,1,2-Trichloroethane	ND	ug/kg	7.9	2.6	1	07/14/21 12:50	07/15/21 01:06	79-00-5	
Trichloroethene	ND	ug/kg	7.9	2.0	1	07/14/21 12:50	07/15/21 01:06	79-01-6	
Trichlorofluoromethane	ND	ug/kg	7.9	4.3	1	07/14/21 12:50	07/15/21 01:06	75-69-4	
1,2,3-Trichloropropane	ND	ug/kg	7.9	4.0	1	07/14/21 12:50	07/15/21 01:06	96-18-4	
1,2,4-Trimethylbenzene	**15.6**	ug/kg	7.9	2.2	1	07/14/21 12:50	07/15/21 01:06	95-63-6	
1,3,5-Trimethylbenzene	ND	ug/kg	7.9	2.7	1	07/14/21 12:50	07/15/21 01:06	108-67-8	
Vinyl acetate	ND	ug/kg	78.9	5.7	1	07/14/21 12:50	07/15/21 01:06	108-05-4	
Vinyl chloride	ND	ug/kg	15.8	4.0	1	07/14/21 12:50	07/15/21 01:06	75-01-4	
Xylene (Total)	**61.5**	ug/kg	15.8	4.5	1	07/14/21 12:50	07/15/21 01:06	1330-20-7	
m&p-Xylene	**48.5**	ug/kg	15.8	5.4	1	07/14/21 12:50	07/15/21 01:06	179601-23-1	
o-Xylene	**13.0**	ug/kg	7.9	3.5	1	07/14/21 12:50	07/15/21 01:06	95-47-6	
Surrogates									
Toluene-d8 (S)	99	%	70-130		1	07/14/21 12:50	07/15/21 01:06	2037-26-5	
4-Bromofluorobenzene (S)	97	%	69-134		1	07/14/21 12:50	07/15/21 01:06	460-00-4	
1,2-Dichloroethane-d4 (S)	98	%	70-130		1	07/14/21 12:50	07/15/21 01:06	17060-07-0	
Percent Moisture	Analytical Method: SW-846 Pace Analytical Services - Charlotte								
Percent Moisture	**20.0**	%	0.10	0.10	1		07/13/21 13:35		N2

REPORT OF LABORATORY ANALYSIS

This report shall not be reproduced, except in full,
without the written consent of Pace Analytical Services, LLC.

Pace Analytical Services, LLC
9800 Kincey Ave. Suite 100
Huntersville, NC 28078
(704)875-9092

ANALYTICAL RESULTS

Project: CPC Huntersville/2020-L1-2448
Pace Project No.: 92548983

Sample: AD1 (16-18') **Lab ID: 92548983008** Collected: 07/09/21 14:05 Received: 07/12/21 14:30 Matrix: Solid

Results reported on a "dry weight" basis and are adjusted for percent moisture, sample size and any dilutions.

Parameters	Results	Units	Report Limit	MDL	DF	Prepared	Analyzed	CAS No.	Qual
VPH NC Soil	Analytical Method: MADEP VPH Preparation Method: MADEP VPH Pace Analytical Services - Charlotte								
Total VPH (C5-C12)	**1060**	mg/kg	8.2	8.2	2.5	07/17/21 11:56	07/18/21 09:07		N2
Aliphatic (C05-C08)	**177**	mg/kg	8.2	8.2	2.5	07/17/21 11:56	07/18/21 09:07		N2
Aliphatic(C09-C12) Adjusted	**557**	mg/kg	8.2	8.2	2.5	07/17/21 11:56	07/18/21 09:07		N2
Aromatic (C09-C10)	**323**	mg/kg	8.2	8.2	2.5	07/17/21 11:56	07/18/21 09:07		N2
Surrogates									
4-Bromofluorobenzene (FID) (S)	171	%	70-130		2.5	07/17/21 11:56	07/18/21 09:07	460-00-4	S2
4-Bromofluorobenzene (PID) (S)	87	%	70-130		2.5	07/17/21 11:56	07/18/21 09:07	460-00-4	
8260D/5035A/5030B Volatiles	Analytical Method: EPA 8260D Preparation Method: EPA 5035A/5030B Pace Analytical Services - Charlotte								
Acetone	**1180J**	ug/kg	3490	1120	25	07/15/21 11:58	07/15/21 14:56	67-64-1	
Benzene	ND	ug/kg	175	69.5	25	07/15/21 11:58	07/15/21 14:56	71-43-2	
Bromobenzene	ND	ug/kg	175	56.9	25	07/15/21 11:58	07/15/21 14:56	108-86-1	
Bromochloromethane	ND	ug/kg	175	51.7	25	07/15/21 11:58	07/15/21 14:56	74-97-5	
Bromodichloromethane	ND	ug/kg	175	67.4	25	07/15/21 11:58	07/15/21 14:56	75-27-4	
Bromoform	ND	ug/kg	175	61.5	25	07/15/21 11:58	07/15/21 14:56	75-25-2	
Bromomethane	ND	ug/kg	349	276	25	07/15/21 11:58	07/15/21 14:56	74-83-9	IK
2-Butanone (MEK)	ND	ug/kg	3490	838	25	07/15/21 11:58	07/15/21 14:56	78-93-3	
n-Butylbenzene	**5300**	ug/kg	175	82.4	25	07/15/21 11:58	07/15/21 14:56	104-51-8	
sec-Butylbenzene	ND	ug/kg	175	76.8	25	07/15/21 11:58	07/15/21 14:56	135-98-8	
tert-Butylbenzene	ND	ug/kg	175	62.2	25	07/15/21 11:58	07/15/21 14:56	98-06-6	
Carbon tetrachloride	ND	ug/kg	175	65.3	25	07/15/21 11:58	07/15/21 14:56	56-23-5	
Chlorobenzene	ND	ug/kg	175	33.5	25	07/15/21 11:58	07/15/21 14:56	108-90-7	
Chloroethane	ND	ug/kg	349	135	25	07/15/21 11:58	07/15/21 14:56	75-00-3	
Chloroform	ND	ug/kg	175	106	25	07/15/21 11:58	07/15/21 14:56	67-66-3	
Chloromethane	ND	ug/kg	349	147	25	07/15/21 11:58	07/15/21 14:56	74-87-3	
2-Chlorotoluene	ND	ug/kg	175	61.8	25	07/15/21 11:58	07/15/21 14:56	95-49-8	
4-Chlorotoluene	ND	ug/kg	175	30.9	25	07/15/21 11:58	07/15/21 14:56	106-43-4	
1,2-Dibromo-3-chloropropane	ND	ug/kg	175	67.8	25	07/15/21 11:58	07/15/21 14:56	96-12-8	
Dibromochloromethane	ND	ug/kg	175	98.1	25	07/15/21 11:58	07/15/21 14:56	124-48-1	
1,2-Dibromoethane (EDB)	ND	ug/kg	175	76.8	25	07/15/21 11:58	07/15/21 14:56	106-93-4	
Dibromomethane	ND	ug/kg	175	37.4	25	07/15/21 11:58	07/15/21 14:56	74-95-3	
1,2-Dichlorobenzene	ND	ug/kg	175	62.9	25	07/15/21 11:58	07/15/21 14:56	95-50-1	
1,3-Dichlorobenzene	ND	ug/kg	175	54.1	25	07/15/21 11:58	07/15/21 14:56	541-73-1	
1,4-Dichlorobenzene	ND	ug/kg	175	45.4	25	07/15/21 11:58	07/15/21 14:56	106-46-7	
Dichlorodifluoromethane	ND	ug/kg	349	75.8	25	07/15/21 11:58	07/15/21 14:56	75-71-8	
1,1-Dichloroethane	ND	ug/kg	175	71.9	25	07/15/21 11:58	07/15/21 14:56	75-34-3	
1,2-Dichloroethane	ND	ug/kg	175	116	25	07/15/21 11:58	07/15/21 14:56	107-06-2	v2
1,1-Dichloroethene	ND	ug/kg	175	71.9	25	07/15/21 11:58	07/15/21 14:56	75-35-4	
cis-1,2-Dichloroethene	ND	ug/kg	175	59.7	25	07/15/21 11:58	07/15/21 14:56	156-59-2	
trans-1,2-Dichloroethene	ND	ug/kg	175	61.1	25	07/15/21 11:58	07/15/21 14:56	156-60-5	
1,2-Dichloropropane	ND	ug/kg	175	52.4	25	07/15/21 11:58	07/15/21 14:56	78-87-5	
1,3-Dichloropropane	ND	ug/kg	175	54.5	25	07/15/21 11:58	07/15/21 14:56	142-28-9	
2,2-Dichloropropane	ND	ug/kg	175	56.9	25	07/15/21 11:58	07/15/21 14:56	594-20-7	

REPORT OF LABORATORY ANALYSIS

This report shall not be reproduced, except in full,
without the written consent of Pace Analytical Services, LLC.

Pace Analytical Services, LLC
9800 Kincey Ave. Suite 100
Huntersville, NC 28078
(704)875-9092

ANALYTICAL RESULTS

Project: CPC Huntersville/2020-L1-2448
Pace Project No.: 92548983

Sample: AD1 (16-18') **Lab ID: 92548983008** Collected: 07/09/21 14:05 Received: 07/12/21 14:30 Matrix: Solid

Results reported on a "dry weight" basis and are adjusted for percent moisture, sample size and any dilutions.

Parameters	Results	Units	Report Limit	MDL	DF	Prepared	Analyzed	CAS No.	Qual
8260D/5035A/5030B Volatiles	Analytical Method: EPA 8260D Preparation Method: EPA 5035A/5030B Pace Analytical Services - Charlotte								
1,1-Dichloropropene	ND	ug/kg	175	83.8	25	07/15/21 11:58	07/15/21 14:56	563-58-6	
cis-1,3-Dichloropropene	ND	ug/kg	175	47.5	25	07/15/21 11:58	07/15/21 14:56	10061-01-5	
trans-1,3-Dichloropropene	ND	ug/kg	175	60.1	25	07/15/21 11:58	07/15/21 14:56	10061-02-6	
Diisopropyl ether	ND	ug/kg	175	47.1	25	07/15/21 11:58	07/15/21 14:56	108-20-3	v2
Ethylbenzene	**15000**	ug/kg	175	81.4	25	07/15/21 11:58	07/15/21 14:56	100-41-4	
Hexachloro-1,3-butadiene	ND	ug/kg	349	286	25	07/15/21 11:58	07/15/21 14:56	87-68-3	
2-Hexanone	ND	ug/kg	1750	168	25	07/15/21 11:58	07/15/21 14:56	591-78-6	
Isopropylbenzene (Cumene)	**3080**	ug/kg	175	59.4	25	07/15/21 11:58	07/15/21 14:56	98-82-8	
p-Isopropyltoluene	**4350**	ug/kg	175	85.9	25	07/15/21 11:58	07/15/21 14:56	99-87-6	
Methylene Chloride	**2240**	ug/kg	699	478	25	07/15/21 11:58	07/15/21 14:56	75-09-2	
4-Methyl-2-pentanone (MIBK)	**1440J**	ug/kg	1750	168	25	07/15/21 11:58	07/15/21 14:56	108-10-1	
Methyl-tert-butyl ether	ND	ug/kg	175	65.3	25	07/15/21 11:58	07/15/21 14:56	1634-04-4	
Naphthalene	**12900**	ug/kg	175	91.9	25	07/15/21 11:58	07/15/21 14:56	91-20-3	
n-Propylbenzene	ND	ug/kg	175	62.2	25	07/15/21 11:58	07/15/21 14:56	103-65-1	
Styrene	**1040**	ug/kg	175	46.1	25	07/15/21 11:58	07/15/21 14:56	100-42-5	
1,1,1,2-Tetrachloroethane	ND	ug/kg	175	67.1	25	07/15/21 11:58	07/15/21 14:56	630-20-6	
1,1,2,2-Tetrachloroethane	ND	ug/kg	175	46.1	25	07/15/21 11:58	07/15/21 14:56	79-34-5	
Tetrachloroethene	ND	ug/kg	175	55.2	25	07/15/21 11:58	07/15/21 14:56	127-18-4	
Toluene	**3920**	ug/kg	175	49.6	25	07/15/21 11:58	07/15/21 14:56	108-88-3	
1,2,3-Trichlorobenzene	ND	ug/kg	175	141	25	07/15/21 11:58	07/15/21 14:56	87-61-6	
1,2,4-Trichlorobenzene	ND	ug/kg	175	147	25	07/15/21 11:58	07/15/21 14:56	120-82-1	
1,1,1-Trichloroethane	ND	ug/kg	175	90.8	25	07/15/21 11:58	07/15/21 14:56	71-55-6	
1,1,2-Trichloroethane	ND	ug/kg	175	58.0	25	07/15/21 11:58	07/15/21 14:56	79-00-5	
Trichloroethene	ND	ug/kg	175	45.1	25	07/15/21 11:58	07/15/21 14:56	79-01-6	
Trichlorofluoromethane	ND	ug/kg	175	96.0	25	07/15/21 11:58	07/15/21 14:56	75-69-4	
1,2,3-Trichloropropane	ND	ug/kg	175	88.4	25	07/15/21 11:58	07/15/21 14:56	96-18-4	
1,2,4-Trimethylbenzene	**83900**	ug/kg	175	47.8	25	07/15/21 11:58	07/15/21 14:56	95-63-6	
1,3,5-Trimethylbenzene	**24500**	ug/kg	175	58.7	25	07/15/21 11:58	07/15/21 14:56	108-67-8	
Vinyl acetate	ND	ug/kg	1750	127	25	07/15/21 11:58	07/15/21 14:56	108-05-4	
Vinyl chloride	ND	ug/kg	349	88.7	25	07/15/21 11:58	07/15/21 14:56	75-01-4	
Xylene (Total)	**106000**	ug/kg	349	99.5	25	07/15/21 11:58	07/15/21 14:56	1330-20-7	
m&p-Xylene	**69400**	ug/kg	349	119	25	07/15/21 11:58	07/15/21 14:56	179601-23-1	
o-Xylene	**36600**	ug/kg	175	77.2	25	07/15/21 11:58	07/15/21 14:56	95-47-6	
Surrogates									
Toluene-d8 (S)	100	%	70-130		25	07/15/21 11:58	07/15/21 14:56	2037-26-5	
4-Bromofluorobenzene (S)	98	%	69-134		25	07/15/21 11:58	07/15/21 14:56	460-00-4	
1,2-Dichloroethane-d4 (S)	98	%	70-130		25	07/15/21 11:58	07/15/21 14:56	17060-07-0	
Percent Moisture	Analytical Method: SW-846 Pace Analytical Services - Charlotte								
Percent Moisture	**18.2**	%	0.10	0.10	1		07/13/21 13:35		N2

REPORT OF LABORATORY ANALYSIS

This report shall not be reproduced, except in full,
without the written consent of Pace Analytical Services, LLC.

Pace Analytical Services, LLC
9800 Kincey Ave. Suite 100
Huntersville, NC 28078
(704)875-9092

ANALYTICAL RESULTS

Project: CPC Huntersville/2020-L1-2448
Pace Project No.: 92548983

Sample: AD1 (44-46') **Lab ID: 92548983009** Collected: 07/09/21 14:10 Received: 07/12/21 14:30 Matrix: Solid

Results reported on a "dry weight" basis and are adjusted for percent moisture, sample size and any dilutions.

Parameters	Results	Units	Report Limit	MDL	DF	Prepared	Analyzed	CAS No.	Qual
VPH NC Soil	Analytical Method: MADEP VPH Preparation Method: MADEP VPH Pace Analytical Services - Charlotte								
Total VPH (C5-C12)	**8500**	mg/kg	65.5	65.5	20	07/17/21 11:56	07/18/21 11:01		N2
Aliphatic (C05-C08)	**6020**	mg/kg	65.5	65.5	20	07/17/21 11:56	07/18/21 11:01		N2
Aliphatic(C09-C12) Adjusted	**1820**	mg/kg	65.5	65.5	20	07/17/21 11:56	07/18/21 11:01		N2
Aromatic (C09-C10)	**665**	mg/kg	65.5	65.5	20	07/17/21 11:56	07/18/21 11:01		N2
Surrogates									
4-Bromofluorobenzene (FID) (S)	102	%	70-130		20	07/17/21 11:56	07/18/21 11:01	460-00-4	
4-Bromofluorobenzene (PID) (S)	81	%	70-130		20	07/17/21 11:56	07/18/21 11:01	460-00-4	
8260D/5035A/5030B Volatiles	Analytical Method: EPA 8260D Preparation Method: EPA 5035A/5030B Pace Analytical Services - Charlotte								
Acetone	ND	ug/kg	5170	1660	40	07/15/21 11:58	07/15/21 15:51	67-64-1	
Benzene	**20900**	ug/kg	258	103	40	07/15/21 11:58	07/15/21 15:51	71-43-2	
Bromobenzene	ND	ug/kg	258	84.2	40	07/15/21 11:58	07/15/21 15:51	108-86-1	
Bromochloromethane	ND	ug/kg	258	76.5	40	07/15/21 11:58	07/15/21 15:51	74-97-5	
Bromodichloromethane	ND	ug/kg	258	99.7	40	07/15/21 11:58	07/15/21 15:51	75-27-4	
Bromoform	ND	ug/kg	258	91.0	40	07/15/21 11:58	07/15/21 15:51	75-25-2	
Bromomethane	ND	ug/kg	517	408	40	07/15/21 11:58	07/15/21 15:51	74-83-9	IK
2-Butanone (MEK)	ND	ug/kg	5170	1240	40	07/15/21 11:58	07/15/21 15:51	78-93-3	
n-Butylbenzene	**5650**	ug/kg	258	122	40	07/15/21 11:58	07/15/21 15:51	104-51-8	
sec-Butylbenzene	ND	ug/kg	258	114	40	07/15/21 11:58	07/15/21 15:51	135-98-8	
tert-Butylbenzene	ND	ug/kg	258	92.0	40	07/15/21 11:58	07/15/21 15:51	98-06-6	
Carbon tetrachloride	ND	ug/kg	258	96.6	40	07/15/21 11:58	07/15/21 15:51	56-23-5	
Chlorobenzene	ND	ug/kg	258	49.6	40	07/15/21 11:58	07/15/21 15:51	108-90-7	
Chloroethane	ND	ug/kg	517	199	40	07/15/21 11:58	07/15/21 15:51	75-00-3	
Chloroform	ND	ug/kg	258	157	40	07/15/21 11:58	07/15/21 15:51	67-66-3	
Chloromethane	ND	ug/kg	517	217	40	07/15/21 11:58	07/15/21 15:51	74-87-3	
2-Chlorotoluene	ND	ug/kg	258	91.5	40	07/15/21 11:58	07/15/21 15:51	95-49-8	
4-Chlorotoluene	ND	ug/kg	258	45.7	40	07/15/21 11:58	07/15/21 15:51	106-43-4	
1,2-Dibromo-3-chloropropane	ND	ug/kg	258	100	40	07/15/21 11:58	07/15/21 15:51	96-12-8	
Dibromochloromethane	ND	ug/kg	258	145	40	07/15/21 11:58	07/15/21 15:51	124-48-1	
1,2-Dibromoethane (EDB)	ND	ug/kg	258	114	40	07/15/21 11:58	07/15/21 15:51	106-93-4	
Dibromomethane	ND	ug/kg	258	55.3	40	07/15/21 11:58	07/15/21 15:51	74-95-3	
1,2-Dichlorobenzene	ND	ug/kg	258	93.0	40	07/15/21 11:58	07/15/21 15:51	95-50-1	
1,3-Dichlorobenzene	ND	ug/kg	258	80.1	40	07/15/21 11:58	07/15/21 15:51	541-73-1	
1,4-Dichlorobenzene	ND	ug/kg	258	67.2	40	07/15/21 11:58	07/15/21 15:51	106-46-7	
Dichlorodifluoromethane	ND	ug/kg	517	112	40	07/15/21 11:58	07/15/21 15:51	75-71-8	
1,1-Dichloroethane	ND	ug/kg	258	106	40	07/15/21 11:58	07/15/21 15:51	75-34-3	
1,2-Dichloroethane	ND	ug/kg	258	171	40	07/15/21 11:58	07/15/21 15:51	107-06-2	v2
1,1-Dichloroethene	ND	ug/kg	258	106	40	07/15/21 11:58	07/15/21 15:51	75-35-4	
cis-1,2-Dichloroethene	ND	ug/kg	258	88.4	40	07/15/21 11:58	07/15/21 15:51	156-59-2	
trans-1,2-Dichloroethene	ND	ug/kg	258	90.4	40	07/15/21 11:58	07/15/21 15:51	156-60-5	
1,2-Dichloropropane	ND	ug/kg	258	77.5	40	07/15/21 11:58	07/15/21 15:51	78-87-5	
1,3-Dichloropropane	ND	ug/kg	258	80.6	40	07/15/21 11:58	07/15/21 15:51	142-28-9	
2,2-Dichloropropane	ND	ug/kg	258	84.2	40	07/15/21 11:58	07/15/21 15:51	594-20-7	

REPORT OF LABORATORY ANALYSIS

This report shall not be reproduced, except in full,
without the written consent of Pace Analytical Services, LLC.

Pace Analytical Services, LLC
9800 Kincey Ave. Suite 100
Huntersville, NC 28078
(704)875-9092

ANALYTICAL RESULTS

Project: CPC Huntersville/2020-L1-2448
Pace Project No.: 92548983

Sample: AD1 (44-46') **Lab ID: 92548983009** Collected: 07/09/21 14:10 Received: 07/12/21 14:30 Matrix: Solid

Results reported on a "dry weight" basis and are adjusted for percent moisture, sample size and any dilutions.

Parameters	Results	Units	Report Limit	MDL	DF	Prepared	Analyzed	CAS No.	Qual
8260D/5035A/5030B Volatiles	Analytical Method: EPA 8260D Preparation Method: EPA 5035A/5030B Pace Analytical Services - Charlotte								
1,1-Dichloropropene	ND	ug/kg	258	124	40	07/15/21 11:58	07/15/21 15:51	563-58-6	
cis-1,3-Dichloropropene	ND	ug/kg	258	70.3	40	07/15/21 11:58	07/15/21 15:51	10061-01-5	
trans-1,3-Dichloropropene	ND	ug/kg	258	88.9	40	07/15/21 11:58	07/15/21 15:51	10061-02-6	
Diisopropyl ether	**1320**	ug/kg	258	69.8	40	07/15/21 11:58	07/15/21 15:51	108-20-3	v3
Ethylbenzene	**73500**	ug/kg	258	120	40	07/15/21 11:58	07/15/21 15:51	100-41-4	
Hexachloro-1,3-butadiene	ND	ug/kg	517	423	40	07/15/21 11:58	07/15/21 15:51	87-68-3	
2-Hexanone	ND	ug/kg	2580	249	40	07/15/21 11:58	07/15/21 15:51	591-78-6	
Isopropylbenzene (Cumene)	**5630**	ug/kg	258	87.9	40	07/15/21 11:58	07/15/21 15:51	98-82-8	
p-Isopropyltoluene	**5380**	ug/kg	258	127	40	07/15/21 11:58	07/15/21 15:51	99-87-6	
Methylene Chloride	ND	ug/kg	1030	708	40	07/15/21 11:58	07/15/21 15:51	75-09-2	
4-Methyl-2-pentanone (MIBK)	**4140**	ug/kg	2580	249	40	07/15/21 11:58	07/15/21 15:51	108-10-1	
Methyl-tert-butyl ether	ND	ug/kg	258	96.6	40	07/15/21 11:58	07/15/21 15:51	1634-04-4	
Naphthalene	**13900**	ug/kg	258	136	40	07/15/21 11:58	07/15/21 15:51	91-20-3	
n-Propylbenzene	**21000**	ug/kg	258	92.0	40	07/15/21 11:58	07/15/21 15:51	103-65-1	
Styrene	**3000**	ug/kg	258	68.2	40	07/15/21 11:58	07/15/21 15:51	100-42-5	
1,1,1,2-Tetrachloroethane	ND	ug/kg	258	99.2	40	07/15/21 11:58	07/15/21 15:51	630-20-6	
1,1,2,2-Tetrachloroethane	ND	ug/kg	258	68.2	40	07/15/21 11:58	07/15/21 15:51	79-34-5	
Tetrachloroethene	ND	ug/kg	258	81.7	40	07/15/21 11:58	07/15/21 15:51	127-18-4	
Toluene	**212000**	ug/kg	258	73.4	40	07/15/21 11:58	07/15/21 15:51	108-88-3	
1,2,3-Trichlorobenzene	ND	ug/kg	258	209	40	07/15/21 11:58	07/15/21 15:51	87-61-6	
1,2,4-Trichlorobenzene	ND	ug/kg	258	217	40	07/15/21 11:58	07/15/21 15:51	120-82-1	
1,1,1-Trichloroethane	ND	ug/kg	258	134	40	07/15/21 11:58	07/15/21 15:51	71-55-6	
1,1,2-Trichloroethane	ND	ug/kg	258	85.8	40	07/15/21 11:58	07/15/21 15:51	79-00-5	
Trichloroethene	ND	ug/kg	258	66.7	40	07/15/21 11:58	07/15/21 15:51	79-01-6	
Trichlorofluoromethane	ND	ug/kg	258	142	40	07/15/21 11:58	07/15/21 15:51	75-69-4	
1,2,3-Trichloropropane	ND	ug/kg	258	131	40	07/15/21 11:58	07/15/21 15:51	96-18-4	
1,2,4-Trimethylbenzene	**115000**	ug/kg	258	70.8	40	07/15/21 11:58	07/15/21 15:51	95-63-6	
1,3,5-Trimethylbenzene	**32600**	ug/kg	258	86.8	40	07/15/21 11:58	07/15/21 15:51	108-67-8	
Vinyl acetate	ND	ug/kg	2580	188	40	07/15/21 11:58	07/15/21 15:51	108-05-4	
Vinyl chloride	ND	ug/kg	517	131	40	07/15/21 11:58	07/15/21 15:51	75-01-4	
Xylene (Total)	**372000**	ug/kg	517	147	40	07/15/21 11:58	07/15/21 15:51	1330-20-7	
m&p-Xylene	**264000**	ug/kg	517	177	40	07/15/21 11:58	07/15/21 15:51	179601-23-1	
o-Xylene	**108000**	ug/kg	258	114	40	07/15/21 11:58	07/15/21 15:51	95-47-6	
Surrogates									
Toluene-d8 (S)	95	%	70-130		40	07/15/21 11:58	07/15/21 15:51	2037-26-5	
4-Bromofluorobenzene (S)	98	%	69-134		40	07/15/21 11:58	07/15/21 15:51	460-00-4	
1,2-Dichloroethane-d4 (S)	96	%	70-130		40	07/15/21 11:58	07/15/21 15:51	17060-07-0	
Percent Moisture	Analytical Method: SW-846 Pace Analytical Services - Charlotte								
Percent Moisture	**18.1**	%	0.10	0.10	1		07/13/21 13:36		N2

REPORT OF LABORATORY ANALYSIS

This report shall not be reproduced, except in full,
without the written consent of Pace Analytical Services, LLC.

Pace Analytical Services, LLC
9800 Kincey Ave. Suite 100
Huntersville, NC 28078
(704)875-9092

QUALITY CONTROL DATA

Project: CPC Huntersville/2020-L1-2448
Pace Project No.: 92548983

QC Batch: 633688
QC Batch Method: MADEP VPH
Analysis Method: MADEP VPH
Analysis Description: VPH NC Soil
Laboratory: Pace Analytical Services - Charlotte
Associated Lab Samples: 92548983001, 92548983004

METHOD BLANK: 3328348 Matrix: Solid
Associated Lab Samples: 92548983001, 92548983004

Parameter	Units	Blank Result	Reporting Limit	MDL	Analyzed	Qualifiers
Aliphatic (C05-C08)	mg/kg	ND	2.5	2.5	07/15/21 16:28	N2
Aromatic (C09-C10)	mg/kg	ND	2.5	2.5	07/15/21 16:28	N2
4-Bromofluorobenzene (FID) (S)	%	96	70-130		07/15/21 16:28	
4-Bromofluorobenzene (PID) (S)	%	88	70-130		07/15/21 16:28	

LABORATORY CONTROL SAMPLE & LCSD: 3328349 3328350

Parameter	Units	Spike Conc.	LCS Result	LCSD Result	LCS % Rec	LCSD % Rec	% Rec Limits	RPD	Max RPD	Qualifiers
Aliphatic (C05-C08)	mg/kg	14.9	13.7	13.5	92	91	70-130	1	25	N2
Aromatic (C09-C10)	mg/kg	5	5.0	5.1	100	104	70-130	3	25	N2
4-Bromofluorobenzene (FID) (S)	%				95	97	70-130			
4-Bromofluorobenzene (PID) (S)	%				86	87	70-130			

Results presented on this page are in the units indicated by the "Units" column except where an alternate unit is presented to the right of the result.

REPORT OF LABORATORY ANALYSIS

This report shall not be reproduced, except in full,
without the written consent of Pace Analytical Services, LLC.

Pace Analytical Services, LLC
9800 Kincey Ave. Suite 100
Huntersville, NC 28078
(704)875-9092

QUALITY CONTROL DATA

Project: CPC Huntersville/2020-L1-2448
Pace Project No.: 92548983

QC Batch: 633954 | Analysis Method: MADEP VPH
QC Batch Method: MADEP VPH | Analysis Description: VPH NC Soil
Laboratory: Pace Analytical Services - Charlotte
Associated Lab Samples: 92548983002, 92548983003, 92548983005, 92548983007

METHOD BLANK: 3329675 Matrix: Solid
Associated Lab Samples: 92548983002, 92548983003, 92548983005, 92548983007

Parameter	Units	Blank Result	Reporting Limit	MDL	Analyzed	Qualifiers
Aliphatic (C05-C08)	mg/kg	ND	2.5	2.5	07/16/21 15:45	N2
Aromatic (C09-C10)	mg/kg	ND	2.5	2.5	07/16/21 15:45	N2
4-Bromofluorobenzene (FID) (S)	%	94	70-130		07/16/21 15:45	
4-Bromofluorobenzene (PID) (S)	%	87	70-130		07/16/21 15:45	

LABORATORY CONTROL SAMPLE & LCSD: 3329676 3329677

Parameter	Units	Spike Conc.	LCS Result	LCSD Result	LCS % Rec	LCSD % Rec	% Rec Limits	RPD	Max RPD	Qualifiers
Aliphatic (C05-C08)	mg/kg	14.9	13.2	12.4	89	84	70-130	6	25	N2
Aromatic (C09-C10)	mg/kg	5	5.0	4.6	101	93	70-130	9	25	N2
4-Bromofluorobenzene (FID) (S)	%				96	94	70-130			
4-Bromofluorobenzene (PID) (S)	%				85	84	70-130			

Results presented on this page are in the units indicated by the "Units" column except where an alternate unit is presented to the right of the result.

REPORT OF LABORATORY ANALYSIS

This report shall not be reproduced, except in full,
without the written consent of Pace Analytical Services, LLC.

Pace Analytical Services, LLC
9800 Kincey Ave. Suite 100
Huntersville, NC 28078
(704)875-9092

QUALITY CONTROL DATA

Project: CPC Huntersville/2020-L1-2448
Pace Project No.: 92548983

QC Batch: 634112 | Analysis Method: MADEP VPH
QC Batch Method: MADEP VPH | Analysis Description: VPH NC Soil
Laboratory: Pace Analytical Services - Charlotte
Associated Lab Samples: 92548983006, 92548983008, 92548983009

METHOD BLANK: 3330497 Matrix: Solid
Associated Lab Samples: 92548983006, 92548983008, 92548983009

Parameter	Units	Blank Result	Reporting Limit	MDL	Analyzed	Qualifiers
Aliphatic (C05-C08)	mg/kg	ND	5.0	5.0	07/17/21 16:58	N2
Aromatic (C09-C10)	mg/kg	ND	5.0	5.0	07/17/21 16:58	N2
4-Bromofluorobenzene (FID) (S)	%	96	70-130		07/17/21 16:58	
4-Bromofluorobenzene (PID) (S)	%	88	70-130		07/17/21 16:58	

LABORATORY CONTROL SAMPLE & LCSD: 3330498 3330499

Parameter	Units	Spike Conc.	LCS Result	LCSD Result	LCS % Rec	LCSD % Rec	% Rec Limits	RPD	Max RPD	Qualifiers
Aliphatic (C05-C08)	mg/kg	29.8	32.4	29.0	109	97	70-130	11	25	N2
Aromatic (C09-C10)	mg/kg	9.9	10.3	9.6	103	97	70-130	6	25	N2
4-Bromofluorobenzene (FID) (S)	%				98	98	70-130			
4-Bromofluorobenzene (PID) (S)	%				87	87	70-130			

Results presented on this page are in the units indicated by the "Units" column except where an alternate unit is presented to the right of the result.

REPORT OF LABORATORY ANALYSIS

This report shall not be reproduced, except in full,
without the written consent of Pace Analytical Services, LLC.

Pace Analytical Services, LLC
9800 Kincey Ave. Suite 100
Huntersville, NC 28078
(704)875-9092

QUALITY CONTROL DATA

Project: CPC Huntersville/2020-L1-2448
Pace Project No.: 92548983

QC Batch: 633293
QC Batch Method: EPA 5035A/5030B
Analysis Method: EPA 8260D
Analysis Description: 8260D 5035A 5030B
Laboratory: Pace Analytical Services - Charlotte
Associated Lab Samples: 92548983001, 92548983004

METHOD BLANK: 3326330 Matrix: Solid
Associated Lab Samples: 92548983001, 92548983004

Parameter	Units	Blank Result	Reporting Limit	MDL	Analyzed	Qualifiers
1,1,1,2-Tetrachloroethane	ug/kg	ND	5.0	1.9	07/14/21 12:10	
1,1,1-Trichloroethane	ug/kg	ND	5.0	2.6	07/14/21 12:10	
1,1,2,2-Tetrachloroethane	ug/kg	ND	5.0	1.3	07/14/21 12:10	
1,1,2-Trichloroethane	ug/kg	ND	5.0	1.7	07/14/21 12:10	
1,1-Dichloroethane	ug/kg	ND	5.0	2.1	07/14/21 12:10	
1,1-Dichloroethene	ug/kg	ND	5.0	2.1	07/14/21 12:10	
1,1-Dichloropropene	ug/kg	ND	5.0	2.4	07/14/21 12:10	
1,2,3-Trichlorobenzene	ug/kg	ND	5.0	4.0	07/14/21 12:10	
1,2,3-Trichloropropane	ug/kg	ND	5.0	2.5	07/14/21 12:10	
1,2,4-Trichlorobenzene	ug/kg	ND	5.0	4.2	07/14/21 12:10	
1,2,4-Trimethylbenzene	ug/kg	ND	5.0	1.4	07/14/21 12:10	
1,2-Dibromo-3-chloropropane	ug/kg	ND	5.0	1.9	07/14/21 12:10	
1,2-Dibromoethane (EDB)	ug/kg	ND	5.0	2.2	07/14/21 12:10	
1,2-Dichlorobenzene	ug/kg	ND	5.0	1.8	07/14/21 12:10	
1,2-Dichloroethane	ug/kg	ND	5.0	3.3	07/14/21 12:10	
1,2-Dichloropropane	ug/kg	ND	5.0	1.5	07/14/21 12:10	
1,3,5-Trimethylbenzene	ug/kg	ND	5.0	1.7	07/14/21 12:10	
1,3-Dichlorobenzene	ug/kg	ND	5.0	1.6	07/14/21 12:10	
1,3-Dichloropropane	ug/kg	ND	5.0	1.6	07/14/21 12:10	
1,4-Dichlorobenzene	ug/kg	ND	5.0	1.3	07/14/21 12:10	
2,2-Dichloropropane	ug/kg	ND	5.0	1.6	07/14/21 12:10	
2-Butanone (MEK)	ug/kg	ND	100	24.0	07/14/21 12:10	
2-Chlorotoluene	ug/kg	ND	5.0	1.8	07/14/21 12:10	
2-Hexanone	ug/kg	ND	50.0	4.8	07/14/21 12:10	
4-Chlorotoluene	ug/kg	ND	5.0	0.88	07/14/21 12:10	
4-Methyl-2-pentanone (MIBK)	ug/kg	ND	50.0	4.8	07/14/21 12:10	
Acetone	ug/kg	ND	100	32.1	07/14/21 12:10	
Benzene	ug/kg	ND	5.0	2.0	07/14/21 12:10	
Bromobenzene	ug/kg	ND	5.0	1.6	07/14/21 12:10	
Bromochloromethane	ug/kg	ND	5.0	1.5	07/14/21 12:10	
Bromodichloromethane	ug/kg	ND	5.0	1.9	07/14/21 12:10	
Bromoform	ug/kg	ND	5.0	1.8	07/14/21 12:10	
Bromomethane	ug/kg	ND	10.0	7.9	07/14/21 12:10	IK
Carbon tetrachloride	ug/kg	ND	5.0	1.9	07/14/21 12:10	
Chlorobenzene	ug/kg	ND	5.0	0.96	07/14/21 12:10	
Chloroethane	ug/kg	ND	10.0	3.9	07/14/21 12:10	
Chloroform	ug/kg	ND	5.0	3.0	07/14/21 12:10	
Chloromethane	ug/kg	ND	10.0	4.2	07/14/21 12:10	
cis-1,2-Dichloroethene	ug/kg	ND	5.0	1.7	07/14/21 12:10	
cis-1,3-Dichloropropene	ug/kg	ND	5.0	1.4	07/14/21 12:10	

Results presented on this page are in the units indicated by the "Units" column except where an alternate unit is presented to the right of the result.

REPORT OF LABORATORY ANALYSIS

This report shall not be reproduced, except in full,
without the written consent of Pace Analytical Services, LLC.

Pace Analytical Services, LLC
9800 Kincey Ave. Suite 100
Huntersville, NC 28078
(704)875-9092

QUALITY CONTROL DATA

Project: CPC Huntersville/2020-L1-2448
Pace Project No.: 92548983

METHOD BLANK: 3326330 Matrix: Solid
Associated Lab Samples: 92548983001, 92548983004

Parameter	Units	Blank Result	Reporting Limit	MDL	Analyzed	Qualifiers
Dibromochloromethane	ug/kg	ND	5.0	2.8	07/14/21 12:10	
Dibromomethane	ug/kg	ND	5.0	1.1	07/14/21 12:10	
Dichlorodifluoromethane	ug/kg	ND	10.0	2.2	07/14/21 12:10	
Diisopropyl ether	ug/kg	ND	5.0	1.4	07/14/21 12:10	
Ethylbenzene	ug/kg	ND	5.0	2.3	07/14/21 12:10	
Hexachloro-1,3-butadiene	ug/kg	ND	10.0	8.2	07/14/21 12:10	
Isopropylbenzene (Cumene)	ug/kg	ND	5.0	1.7	07/14/21 12:10	
m&p-Xylene	ug/kg	ND	10.0	3.4	07/14/21 12:10	
Methyl-tert-butyl ether	ug/kg	ND	5.0	1.9	07/14/21 12:10	
Methylene Chloride	ug/kg	ND	20.0	13.7	07/14/21 12:10	
n-Butylbenzene	ug/kg	ND	5.0	2.4	07/14/21 12:10	
n-Propylbenzene	ug/kg	ND	5.0	1.8	07/14/21 12:10	
Naphthalene	ug/kg	ND	5.0	2.6	07/14/21 12:10	
o-Xylene	ug/kg	ND	5.0	2.2	07/14/21 12:10	
p-Isopropyltoluene	ug/kg	ND	5.0	2.5	07/14/21 12:10	
sec-Butylbenzene	ug/kg	ND	5.0	2.2	07/14/21 12:10	
Styrene	ug/kg	ND	5.0	1.3	07/14/21 12:10	
tert-Butylbenzene	ug/kg	ND	5.0	1.8	07/14/21 12:10	
Tetrachloroethene	ug/kg	ND	5.0	1.6	07/14/21 12:10	
Toluene	ug/kg	ND	5.0	1.4	07/14/21 12:10	
trans-1,2-Dichloroethene	ug/kg	ND	5.0	1.8	07/14/21 12:10	
trans-1,3-Dichloropropene	ug/kg	ND	5.0	1.7	07/14/21 12:10	
Trichloroethene	ug/kg	ND	5.0	1.3	07/14/21 12:10	
Trichlorofluoromethane	ug/kg	ND	5.0	2.8	07/14/21 12:10	
Vinyl acetate	ug/kg	ND	50.0	3.6	07/14/21 12:10	
Vinyl chloride	ug/kg	ND	10.0	2.5	07/14/21 12:10	
Xylene (Total)	ug/kg	ND	10.0	2.8	07/14/21 12:10	
1,2-Dichloroethane-d4 (S)	%	109	70-130		07/14/21 12:10	
4-Bromofluorobenzene (S)	%	97	69-134		07/14/21 12:10	
Toluene-d8 (S)	%	100	70-130		07/14/21 12:10	

LABORATORY CONTROL SAMPLE: 3326331

Parameter	Units	Spike Conc.	LCS Result	LCS % Rec	% Rec Limits	Qualifiers
1,1,1,2-Tetrachloroethane	ug/kg	1250	1150	92	70-130	
1,1,1-Trichloroethane	ug/kg	1250	1020	82	70-130	
1,1,2,2-Tetrachloroethane	ug/kg	1250	1050	84	70-130	
1,1,2-Trichloroethane	ug/kg	1250	1050	84	70-130	
1,1-Dichloroethane	ug/kg	1250	1140	91	70-130	
1,1-Dichloroethene	ug/kg	1250	1140	91	70-130	
1,1-Dichloropropene	ug/kg	1250	1120	89	70-130	
1,2,3-Trichlorobenzene	ug/kg	1250	1180	94	65-130	
1,2,3-Trichloropropane	ug/kg	1250	1120	89	70-130	
1,2,4-Trichlorobenzene	ug/kg	1250	1190	95	68-130	

Results presented on this page are in the units indicated by the "Units" column except where an alternate unit is presented to the right of the result.

REPORT OF LABORATORY ANALYSIS

This report shall not be reproduced, except in full,
without the written consent of Pace Analytical Services, LLC.

Pace Analytical Services, LLC
9800 Kincey Ave. Suite 100
Huntersville, NC 28078
(704)875-9092

QUALITY CONTROL DATA

Project: CPC Huntersville/2020-L1-2448
Pace Project No.: 92548983

LABORATORY CONTROL SAMPLE: 3326331

Parameter	Units	Spike Conc.	LCS Result	LCS % Rec	% Rec Limits	Qualifiers
1,2,4-Trimethylbenzene	ug/kg	1250	1150	92	70-130	
1,2-Dibromo-3-chloropropane	ug/kg	1250	1070	86	70-130	
1,2-Dibromoethane (EDB)	ug/kg	1250	1140	91	70-130	
1,2-Dichlorobenzene	ug/kg	1250	1140	92	70-130	
1,2-Dichloroethane	ug/kg	1250	1050	84	63-130	
1,2-Dichloropropane	ug/kg	1250	1160	93	70-130	
1,3,5-Trimethylbenzene	ug/kg	1250	1160	93	70-130	
1,3-Dichlorobenzene	ug/kg	1250	1130	90	70-130	
1,3-Dichloropropane	ug/kg	1250	1160	92	70-130	
1,4-Dichlorobenzene	ug/kg	1250	1140	91	70-130	
2,2-Dichloropropane	ug/kg	1250	1040	83	66-130	
2-Butanone (MEK)	ug/kg	2500	2190	88	70-130	
2-Chlorotoluene	ug/kg	1250	1210	97	70-130	
2-Hexanone	ug/kg	2500	2200	88	70-130	
4-Chlorotoluene	ug/kg	1250	1130	90	70-130	
4-Methyl-2-pentanone (MIBK)	ug/kg	2500	2210	88	70-130	
Acetone	ug/kg	2500	2240	90	69-130	
Benzene	ug/kg	1250	1150	92	70-130	
Bromobenzene	ug/kg	1250	1210	97	70-130	
Bromochloromethane	ug/kg	1250	1170	94	70-130	
Bromodichloromethane	ug/kg	1250	1030	82	69-130	
Bromoform	ug/kg	1250	1070	85	70-130	
Bromomethane	ug/kg	1250	1180	94	52-130	IK
Carbon tetrachloride	ug/kg	1250	1120	90	70-130	
Chlorobenzene	ug/kg	1250	1160	93	70-130	
Chloroethane	ug/kg	1250	1180	94	65-130	
Chloroform	ug/kg	1250	1200	96	70-130	
Chloromethane	ug/kg	1250	1030	82	55-130	
cis-1,2-Dichloroethene	ug/kg	1250	1100	88	70-130	
cis-1,3-Dichloropropene	ug/kg	1250	1150	92	70-130	
Dibromochloromethane	ug/kg	1250	1120	90	70-130	
Dibromomethane	ug/kg	1250	1160	93	70-130	
Dichlorodifluoromethane	ug/kg	1250	1070	85	45-156	
Diisopropyl ether	ug/kg	1250	1030	83	70-130	
Ethylbenzene	ug/kg	1250	1250	100	70-130	
Hexachloro-1,3-butadiene	ug/kg	1250	1240	99	66-130	
Isopropylbenzene (Cumene)	ug/kg	1250	1180	94	70-130	
m&p-Xylene	ug/kg	2500	2320	93	70-130	
Methyl-tert-butyl ether	ug/kg	1250	1070	85	70-130	
Methylene Chloride	ug/kg	1250	1200	96	65-130	
n-Butylbenzene	ug/kg	1250	1230	98	67-130	
n-Propylbenzene	ug/kg	1250	1210	97	70-130	
Naphthalene	ug/kg	1250	1100	88	70-130	
o-Xylene	ug/kg	1250	1170	93	70-130	
p-Isopropyltoluene	ug/kg	1250	1190	95	67-130	
sec-Butylbenzene	ug/kg	1250	1200	96	69-130	
Styrene	ug/kg	1250	1160	93	70-130	

Results presented on this page are in the units indicated by the "Units" column except where an alternate unit is presented to the right of the result.

REPORT OF LABORATORY ANALYSIS

This report shall not be reproduced, except in full,
without the written consent of Pace Analytical Services, LLC.

Pace Analytical Services, LLC
9800 Kincey Ave. Suite 100
Huntersville, NC 28078
(704)875-9092

QUALITY CONTROL DATA

Project: CPC Huntersville/2020-L1-2448
Pace Project No.: 92548983

LABORATORY CONTROL SAMPLE: 3326331

Parameter	Units	Spike Conc.	LCS Result	LCS % Rec	% Rec Limits	Qualifiers
tert-Butylbenzene	ug/kg	1250	1130	90	67-130	
Tetrachloroethene	ug/kg	1250	1080	87	70-130	
Toluene	ug/kg	1250	1110	89	70-130	
trans-1,2-Dichloroethene	ug/kg	1250	1150	92	70-130	
trans-1,3-Dichloropropene	ug/kg	1250	1140	91	68-130	
Trichloroethene	ug/kg	1250	1160	93	70-130	
Trichlorofluoromethane	ug/kg	1250	1060	85	70-130	
Vinyl acetate	ug/kg	2500	2370	95	70-130	
Vinyl chloride	ug/kg	1250	1120	90	61-130	
Xylene (Total)	ug/kg	3750	3480	93	70-130	
1,2-Dichloroethane-d4 (S)	%			91	70-130	
4-Bromofluorobenzene (S)	%			97	69-134	
Toluene-d8 (S)	%			100	70-130	

MATRIX SPIKE SAMPLE: 3326333

Parameter	Units	92548781002 Result	Spike Conc.	MS Result	MS % Rec	% Rec Limits	Qualifiers
1,1,1,2-Tetrachloroethane	ug/kg	ND	1320	1330	101	70-131	
1,1,1-Trichloroethane	ug/kg	ND	1320	1170	89	65-133	
1,1,2,2-Tetrachloroethane	ug/kg	ND	1320	1070	81	66-130	
1,1,2-Trichloroethane	ug/kg	ND	1320	1180	90	66-133	
1,1-Dichloroethane	ug/kg	ND	1320	1300	98	65-130	
1,1-Dichloroethene	ug/kg	ND	1320	1340	102	10-158	
1,1-Dichloropropene	ug/kg	ND	1320	1310	100	68-133	
1,2,3-Trichlorobenzene	ug/kg	ND	1320	1470	112	27-138	
1,2,3-Trichloropropane	ug/kg	ND	1320	1150	87	67-130	
1,2,4-Trichlorobenzene	ug/kg	ND	1320	1490	113	51-134	
1,2,4-Trimethylbenzene	ug/kg	ND	1320	1940	148	63-136	M1
1,2-Dibromo-3-chloropropane	ug/kg	ND	1320	1170	89	32-130	
1,2-Dibromoethane (EDB)	ug/kg	ND	1320	1300	99	70-130	
1,2-Dichlorobenzene	ug/kg	ND	1320	1390	105	69-130	
1,2-Dichloroethane	ug/kg	ND	1320	1150	88	59-130	
1,2-Dichloropropane	ug/kg	ND	1320	1310	100	70-130	
1,3,5-Trimethylbenzene	ug/kg	ND	1320	1610	123	65-137	
1,3-Dichlorobenzene	ug/kg	ND	1320	1480	112	70-130	
1,3-Dichloropropane	ug/kg	ND	1320	1480	113	70-130	
1,4-Dichlorobenzene	ug/kg	ND	1320	1440	109	68-130	
2,2-Dichloropropane	ug/kg	ND	1320	1040	79	32-130	
2-Butanone (MEK)	ug/kg	ND	2630	2110	78	10-136	
2-Chlorotoluene	ug/kg	ND	1320	1530	116	69-141	
2-Hexanone	ug/kg	ND	2630	2210	84	10-144	
4-Chlorotoluene	ug/kg	ND	1320	1450	110	70-132	
4-Methyl-2-pentanone (MIBK)	ug/kg	ND	2630	2260	86	25-143	
Acetone	ug/kg	265	2630	2100	70	10-130	
Benzene	ug/kg	ND	1320	1340	101	67-130	

Results presented on this page are in the units indicated by the "Units" column except where an alternate unit is presented to the right of the result.

REPORT OF LABORATORY ANALYSIS

This report shall not be reproduced, except in full,
without the written consent of Pace Analytical Services, LLC.

Pace Analytical Services, LLC
9800 Kincey Ave. Suite 100
Huntersville, NC 28078
(704)875-9092

QUALITY CONTROL DATA

Project: CPC Huntersville/2020-L1-2448
Pace Project No.: 92548983

MATRIX SPIKE SAMPLE: 3326333

Parameter	Units	92548781002 Result	Spike Conc.	MS Result	MS % Rec	% Rec Limits	Qualifiers
Bromobenzene	ug/kg	ND	1320	1510	115	70-130	
Bromochloromethane	ug/kg	ND	1320	1300	99	69-134	
Bromodichloromethane	ug/kg	ND	1320	1100	84	64-130	
Bromoform	ug/kg	ND	1320	1090	83	62-130	
Bromomethane	ug/kg	ND	1320	851	65	20-176	IK
Carbon tetrachloride	ug/kg	ND	1320	1230	93	65-140	
Chlorobenzene	ug/kg	ND	1320	1370	104	70-130	
Chloroethane	ug/kg	ND	1320	446	34	10-130	
Chloroform	ug/kg	ND	1320	1330	101	63-130	
Chloromethane	ug/kg	ND	1320	1230	94	58-130	
cis-1,2-Dichloroethene	ug/kg	ND	1320	1270	96	66-130	
cis-1,3-Dichloropropene	ug/kg	ND	1320	1310	100	67-130	
Dibromochloromethane	ug/kg	ND	1320	1200	91	67-130	
Dibromomethane	ug/kg	ND	1320	1280	97	63-131	
Dichlorodifluoromethane	ug/kg	ND	1320	1150	87	44-180	
Diisopropyl ether	ug/kg	ND	1320	1170	89	63-130	
Ethylbenzene	ug/kg	ND	1320	1630	124	66-130	
Hexachloro-1,3-butadiene	ug/kg	ND	1320	1840	140	64-150	
Isopropylbenzene (Cumene)	ug/kg	ND	1320	1470	112	69-135	
m&p-Xylene	ug/kg	26.7	2630	3310	125	60-133	
Methyl-tert-butyl ether	ug/kg	ND	1320	1180	90	65-130	
Methylene Chloride	ug/kg	ND	1320	1310	99	61-130	
n-Butylbenzene	ug/kg	ND	1320	1750	133	65-140	
n-Propylbenzene	ug/kg	ND	1320	1650	125	67-140	
Naphthalene	ug/kg	ND	1320	1730	132	15-145	
o-Xylene	ug/kg	ND	1320	1600	122	66-133	
p-Isopropyltoluene	ug/kg	13.8	1320	1650	124	56-147	
sec-Butylbenzene	ug/kg	ND	1320	1600	122	65-139	
Styrene	ug/kg	ND	1320	1350	103	70-132	
tert-Butylbenzene	ug/kg	ND	1320	1530	116	62-135	
Tetrachloroethene	ug/kg	ND	1320	1340	101	70-135	
Toluene	ug/kg	25.7	1320	1620	121	67-130	
trans-1,2-Dichloroethene	ug/kg	ND	1320	1310	100	69-130	
trans-1,3-Dichloropropene	ug/kg	ND	1320	1180	90	62-130	
Trichloroethene	ug/kg	ND	1320	1360	103	70-135	
Trichlorofluoromethane	ug/kg	ND	1320	368	28	10-130	
Vinyl acetate	ug/kg	ND	2630	2440	93	53-130	
Vinyl chloride	ug/kg	ND	1320	1240	94	61-148	
Xylene (Total)	ug/kg	26.7	3960	4920	124	63-132	
1,2-Dichloroethane-d4 (S)	%				112	70-130	
4-Bromofluorobenzene (S)	%				96	69-134	
Toluene-d8 (S)	%				101	70-130	

Results presented on this page are in the units indicated by the "Units" column except where an alternate unit is presented to the right of the result.

REPORT OF LABORATORY ANALYSIS

This report shall not be reproduced, except in full,
without the written consent of Pace Analytical Services, LLC.

Pace Analytical Services, LLC
9800 Kincey Ave. Suite 100
Huntersville, NC 28078
(704)875-9092

QUALITY CONTROL DATA

Project: CPC Huntersville/2020-L1-2448
Pace Project No.: 92548983

SAMPLE DUPLICATE: 3326332

Parameter	Units	92548781001 Result	Dup Result	RPD	Max RPD	Qualifiers
1,1,1,2-Tetrachloroethane	ug/kg	ND	ND		30	
1,1,1-Trichloroethane	ug/kg	ND	ND		30	
1,1,2,2-Tetrachloroethane	ug/kg	ND	ND		30	
1,1,2-Trichloroethane	ug/kg	ND	ND		30	
1,1-Dichloroethane	ug/kg	ND	ND		30	
1,1-Dichloroethene	ug/kg	ND	ND		30	
1,1-Dichloropropene	ug/kg	ND	ND		30	
1,2,3-Trichlorobenzene	ug/kg	ND	ND		30	
1,2,3-Trichloropropane	ug/kg	ND	ND		30	
1,2,4-Trichlorobenzene	ug/kg	ND	ND		30	
1,2,4-Trimethylbenzene	ug/kg	ND	ND		30	
1,2-Dibromo-3-chloropropane	ug/kg	ND	ND		30	
1,2-Dibromoethane (EDB)	ug/kg	ND	ND		30	
1,2-Dichlorobenzene	ug/kg	ND	ND		30	
1,2-Dichloroethane	ug/kg	ND	ND		30	
1,2-Dichloropropane	ug/kg	ND	ND		30	
1,3,5-Trimethylbenzene	ug/kg	ND	ND		30	
1,3-Dichlorobenzene	ug/kg	ND	ND		30	
1,3-Dichloropropane	ug/kg	ND	ND		30	
1,4-Dichlorobenzene	ug/kg	ND	ND		30	
2,2-Dichloropropane	ug/kg	ND	ND		30	
2-Butanone (MEK)	ug/kg	ND	ND		30	
2-Chlorotoluene	ug/kg	ND	ND		30	
2-Hexanone	ug/kg	ND	ND		30	
4-Chlorotoluene	ug/kg	ND	ND		30	
4-Methyl-2-pentanone (MIBK)	ug/kg	ND	ND		30	
Acetone	ug/kg	ND	ND		30	
Benzene	ug/kg	ND	ND		30	
Bromobenzene	ug/kg	ND	ND		30	
Bromochloromethane	ug/kg	ND	ND		30	
Bromodichloromethane	ug/kg	ND	ND		30	
Bromoform	ug/kg	ND	ND		30	
Bromomethane	ug/kg	ND	ND		30	IK
Carbon tetrachloride	ug/kg	ND	ND		30	
Chlorobenzene	ug/kg	ND	ND		30	
Chloroethane	ug/kg	ND	ND		30	
Chloroform	ug/kg	ND	ND		30	
Chloromethane	ug/kg	ND	ND		30	
cis-1,2-Dichloroethene	ug/kg	ND	ND		30	
cis-1,3-Dichloropropene	ug/kg	ND	ND		30	
Dibromochloromethane	ug/kg	ND	ND		30	
Dibromomethane	ug/kg	ND	ND		30	
Dichlorodifluoromethane	ug/kg	ND	ND		30	
Diisopropyl ether	ug/kg	ND	ND		30	
Ethylbenzene	ug/kg	ND	3.4J		30	
Hexachloro-1,3-butadiene	ug/kg	ND	ND		30	
Isopropylbenzene (Cumene)	ug/kg	ND	ND		30	

Results presented on this page are in the units indicated by the "Units" column except where an alternate unit is presented to the right of the result.

REPORT OF LABORATORY ANALYSIS

This report shall not be reproduced, except in full,
without the written consent of Pace Analytical Services, LLC.

Pace Analytical Services, LLC
9800 Kincey Ave. Suite 100
Huntersville, NC 28078
(704)875-9092

QUALITY CONTROL DATA

Project: CPC Huntersville/2020-L1-2448
Pace Project No.: 92548983

SAMPLE DUPLICATE: 3326332

Parameter	Units	92548781001 Result	Dup Result	RPD	Max RPD	Qualifiers
m&p-Xylene	ug/kg	ND	19.3		30	
Methyl-tert-butyl ether	ug/kg	ND	ND		30	
Methylene Chloride	ug/kg	ND	ND		30	
n-Butylbenzene	ug/kg	ND	ND		30	
n-Propylbenzene	ug/kg	ND	ND		30	
Naphthalene	ug/kg	ND	ND		30	
o-Xylene	ug/kg	ND	5.6J		30	
p-Isopropyltoluene	ug/kg	ND	ND		30	
sec-Butylbenzene	ug/kg	ND	ND		30	
Styrene	ug/kg	ND	ND		30	
tert-Butylbenzene	ug/kg	ND	ND		30	
Tetrachloroethene	ug/kg	ND	ND		30	
Toluene	ug/kg	ND	19.7		30	
trans-1,2-Dichloroethene	ug/kg	ND	ND		30	
trans-1,3-Dichloropropene	ug/kg	ND	ND		30	
Trichloroethene	ug/kg	ND	ND		30	
Trichlorofluoromethane	ug/kg	ND	ND		30	
Vinyl acetate	ug/kg	ND	ND		30	
Vinyl chloride	ug/kg	ND	ND		30	
Xylene (Total)	ug/kg	ND	19.3		30	
1,2-Dichloroethane-d4 (S)	%	101	105			
4-Bromofluorobenzene (S)	%	98	96			
Toluene-d8 (S)	%	100	99			

Results presented on this page are in the units indicated by the "Units" column except where an alternate unit is presented to the right of the result.

REPORT OF LABORATORY ANALYSIS

This report shall not be reproduced, except in full,
without the written consent of Pace Analytical Services, LLC.

Pace Analytical Services, LLC
9800 Kincey Ave. Suite 100
Huntersville, NC 28078
(704)875-9092

QUALITY CONTROL DATA

Project: CPC Huntersville/2020-L1-2448
Pace Project No.: 92548983

QC Batch: 633360
QC Batch Method: EPA 5035A/5030B
Analysis Method: EPA 8260D
Analysis Description: 8260D 5035A 5030B
Laboratory: Pace Analytical Services - Charlotte

Associated Lab Samples: 92548983007

METHOD BLANK: 3326743 Matrix: Solid
Associated Lab Samples: 92548983007

Parameter	Units	Blank Result	Reporting Limit	MDL	Analyzed	Qualifiers
1,1,1,2-Tetrachloroethane	ug/kg	ND	5.0	1.9	07/15/21 00:47	
1,1,1-Trichloroethane	ug/kg	ND	5.0	2.6	07/15/21 00:47	
1,1,2,2-Tetrachloroethane	ug/kg	ND	5.0	1.3	07/15/21 00:47	
1,1,2-Trichloroethane	ug/kg	ND	5.0	1.7	07/15/21 00:47	
1,1-Dichloroethane	ug/kg	ND	5.0	2.1	07/15/21 00:47	
1,1-Dichloroethene	ug/kg	ND	5.0	2.1	07/15/21 00:47	
1,1-Dichloropropene	ug/kg	ND	5.0	2.4	07/15/21 00:47	
1,2,3-Trichlorobenzene	ug/kg	ND	5.0	4.0	07/15/21 00:47	
1,2,3-Trichloropropane	ug/kg	ND	5.0	2.5	07/15/21 00:47	
1,2,4-Trichlorobenzene	ug/kg	ND	5.0	4.2	07/15/21 00:47	
1,2,4-Trimethylbenzene	ug/kg	ND	5.0	1.4	07/15/21 00:47	
1,2-Dibromo-3-chloropropane	ug/kg	ND	5.0	1.9	07/15/21 00:47	
1,2-Dibromoethane (EDB)	ug/kg	ND	5.0	2.2	07/15/21 00:47	
1,2-Dichlorobenzene	ug/kg	ND	5.0	1.8	07/15/21 00:47	
1,2-Dichloroethane	ug/kg	ND	5.0	3.3	07/15/21 00:47	
1,2-Dichloropropane	ug/kg	ND	5.0	1.5	07/15/21 00:47	
1,3,5-Trimethylbenzene	ug/kg	ND	5.0	1.7	07/15/21 00:47	
1,3-Dichlorobenzene	ug/kg	ND	5.0	1.6	07/15/21 00:47	
1,3-Dichloropropane	ug/kg	ND	5.0	1.6	07/15/21 00:47	
1,4-Dichlorobenzene	ug/kg	ND	5.0	1.3	07/15/21 00:47	
2,2-Dichloropropane	ug/kg	ND	5.0	1.6	07/15/21 00:47	v2
2-Butanone (MEK)	ug/kg	ND	100	24.0	07/15/21 00:47	
2-Chlorotoluene	ug/kg	ND	5.0	1.8	07/15/21 00:47	
2-Hexanone	ug/kg	ND	50.0	4.8	07/15/21 00:47	
4-Chlorotoluene	ug/kg	ND	5.0	0.88	07/15/21 00:47	
4-Methyl-2-pentanone (MIBK)	ug/kg	ND	50.0	4.8	07/15/21 00:47	
Acetone	ug/kg	ND	100	32.1	07/15/21 00:47	
Benzene	ug/kg	ND	5.0	2.0	07/15/21 00:47	
Bromobenzene	ug/kg	ND	5.0	1.6	07/15/21 00:47	
Bromochloromethane	ug/kg	ND	5.0	1.5	07/15/21 00:47	
Bromodichloromethane	ug/kg	ND	5.0	1.9	07/15/21 00:47	
Bromoform	ug/kg	ND	5.0	1.8	07/15/21 00:47	
Bromomethane	ug/kg	ND	10.0	7.9	07/15/21 00:47	IK
Carbon tetrachloride	ug/kg	ND	5.0	1.9	07/15/21 00:47	
Chlorobenzene	ug/kg	ND	5.0	0.96	07/15/21 00:47	
Chloroethane	ug/kg	ND	10.0	3.9	07/15/21 00:47	
Chloroform	ug/kg	ND	5.0	3.0	07/15/21 00:47	
Chloromethane	ug/kg	ND	10.0	4.2	07/15/21 00:47	
cis-1,2-Dichloroethene	ug/kg	ND	5.0	1.7	07/15/21 00:47	
cis-1,3-Dichloropropene	ug/kg	ND	5.0	1.4	07/15/21 00:47	

Results presented on this page are in the units indicated by the "Units" column except where an alternate unit is presented to the right of the result.

REPORT OF LABORATORY ANALYSIS

This report shall not be reproduced, except in full,
without the written consent of Pace Analytical Services, LLC.

Pace Analytical Services, LLC
9800 Kincey Ave. Suite 100
Huntersville, NC 28078
(704)875-9092

QUALITY CONTROL DATA

Project: CPC Huntersville/2020-L1-2448
Pace Project No.: 92548983

METHOD BLANK: 3326743 Matrix: Solid
Associated Lab Samples: 92548983007

Parameter	Units	Blank Result	Reporting Limit	MDL	Analyzed	Qualifiers
Dibromochloromethane	ug/kg	ND	5.0	2.8	07/15/21 00:47	
Dibromomethane	ug/kg	ND	5.0	1.1	07/15/21 00:47	
Dichlorodifluoromethane	ug/kg	ND	10.0	2.2	07/15/21 00:47	
Diisopropyl ether	ug/kg	ND	5.0	1.4	07/15/21 00:47	
Ethylbenzene	ug/kg	ND	5.0	2.3	07/15/21 00:47	
Hexachloro-1,3-butadiene	ug/kg	ND	10.0	8.2	07/15/21 00:47	
Isopropylbenzene (Cumene)	ug/kg	ND	5.0	1.7	07/15/21 00:47	
m&p-Xylene	ug/kg	ND	10.0	3.4	07/15/21 00:47	
Methyl-tert-butyl ether	ug/kg	ND	5.0	1.9	07/15/21 00:47	
Methylene Chloride	ug/kg	ND	20.0	13.7	07/15/21 00:47	
n-Butylbenzene	ug/kg	ND	5.0	2.4	07/15/21 00:47	
n-Propylbenzene	ug/kg	ND	5.0	1.8	07/15/21 00:47	
Naphthalene	ug/kg	ND	5.0	2.6	07/15/21 00:47	
o-Xylene	ug/kg	ND	5.0	2.2	07/15/21 00:47	
p-Isopropyltoluene	ug/kg	ND	5.0	2.5	07/15/21 00:47	
sec-Butylbenzene	ug/kg	ND	5.0	2.2	07/15/21 00:47	
Styrene	ug/kg	ND	5.0	1.3	07/15/21 00:47	
tert-Butylbenzene	ug/kg	ND	5.0	1.8	07/15/21 00:47	
Tetrachloroethene	ug/kg	ND	5.0	1.6	07/15/21 00:47	
Toluene	ug/kg	ND	5.0	1.4	07/15/21 00:47	
trans-1,2-Dichloroethene	ug/kg	ND	5.0	1.8	07/15/21 00:47	
trans-1,3-Dichloropropene	ug/kg	ND	5.0	1.7	07/15/21 00:47	
Trichloroethene	ug/kg	ND	5.0	1.3	07/15/21 00:47	
Trichlorofluoromethane	ug/kg	ND	5.0	2.8	07/15/21 00:47	
Vinyl acetate	ug/kg	ND	50.0	3.6	07/15/21 00:47	
Vinyl chloride	ug/kg	ND	10.0	2.5	07/15/21 00:47	
Xylene (Total)	ug/kg	ND	10.0	2.8	07/15/21 00:47	
1,2-Dichloroethane-d4 (S)	%	101	70-130		07/15/21 00:47	
4-Bromofluorobenzene (S)	%	93	69-134		07/15/21 00:47	
Toluene-d8 (S)	%	99	70-130		07/15/21 00:47	

LABORATORY CONTROL SAMPLE: 3326744

Parameter	Units	Spike Conc.	LCS Result	LCS % Rec	% Rec Limits	Qualifiers
1,1,1,2-Tetrachloroethane	ug/kg	1250	1140	92	70-130	
1,1,1-Trichloroethane	ug/kg	1250	1000	80	70-130	
1,1,2,2-Tetrachloroethane	ug/kg	1250	1070	86	70-130	
1,1,2-Trichloroethane	ug/kg	1250	1050	84	70-130	
1,1-Dichloroethane	ug/kg	1250	1110	89	70-130	
1,1-Dichloroethene	ug/kg	1250	1150	92	70-130	
1,1-Dichloropropene	ug/kg	1250	1080	87	70-130	
1,2,3-Trichlorobenzene	ug/kg	1250	1230	98	65-130	
1,2,3-Trichloropropane	ug/kg	1250	1120	90	70-130	
1,2,4-Trichlorobenzene	ug/kg	1250	1240	99	68-130	

Results presented on this page are in the units indicated by the "Units" column except where an alternate unit is presented to the right of the result.

REPORT OF LABORATORY ANALYSIS

This report shall not be reproduced, except in full,
without the written consent of Pace Analytical Services, LLC.

Pace Analytical Services, LLC
9800 Kincey Ave. Suite 100
Huntersville, NC 28078
(704)875-9092

QUALITY CONTROL DATA

Project: CPC Huntersville/2020-L1-2448
Pace Project No.: 92548983

LABORATORY CONTROL SAMPLE: 3326744

Parameter	Units	Spike Conc.	LCS Result	LCS % Rec	% Rec Limits	Qualifiers
1,2,4-Trimethylbenzene	ug/kg	1250	1190	96	70-130	
1,2-Dibromo-3-chloropropane	ug/kg	1250	1190	96	70-130	
1,2-Dibromoethane (EDB)	ug/kg	1250	1170	93	70-130	
1,2-Dichlorobenzene	ug/kg	1250	1210	97	70-130	
1,2-Dichloroethane	ug/kg	1250	1020	82	63-130	
1,2-Dichloropropane	ug/kg	1250	1150	92	70-130	
1,3,5-Trimethylbenzene	ug/kg	1250	1220	97	70-130	
1,3-Dichlorobenzene	ug/kg	1250	1200	96	70-130	
1,3-Dichloropropane	ug/kg	1250	1160	93	70-130	
1,4-Dichlorobenzene	ug/kg	1250	1190	95	70-130	
2,2-Dichloropropane	ug/kg	1250	938	75	66-130	v3
2-Butanone (MEK)	ug/kg	2500	2070	83	70-130	
2-Chlorotoluene	ug/kg	1250	1240	100	70-130	
2-Hexanone	ug/kg	2500	2240	89	70-130	
4-Chlorotoluene	ug/kg	1250	1160	93	70-130	
4-Methyl-2-pentanone (MIBK)	ug/kg	2500	2220	89	70-130	
Acetone	ug/kg	2500	2190	88	69-130	
Benzene	ug/kg	1250	1120	89	70-130	
Bromobenzene	ug/kg	1250	1260	101	70-130	
Bromochloromethane	ug/kg	1250	1170	94	70-130	
Bromodichloromethane	ug/kg	1250	1010	81	69-130	
Bromoform	ug/kg	1250	1110	89	70-130	
Bromomethane	ug/kg	1250	1230	98	52-130	IK
Carbon tetrachloride	ug/kg	1250	1130	90	70-130	
Chlorobenzene	ug/kg	1250	1160	93	70-130	
Chloroethane	ug/kg	1250	1230	98	65-130	
Chloroform	ug/kg	1250	1170	94	70-130	
Chloromethane	ug/kg	1250	1010	80	55-130	
cis-1,2-Dichloroethene	ug/kg	1250	1090	87	70-130	
cis-1,3-Dichloropropene	ug/kg	1250	1120	89	70-130	
Dibromochloromethane	ug/kg	1250	1140	91	70-130	
Dibromomethane	ug/kg	1250	1160	92	70-130	
Dichlorodifluoromethane	ug/kg	1250	1070	85	45-156	
Diisopropyl ether	ug/kg	1250	1020	81	70-130	
Ethylbenzene	ug/kg	1250	1250	100	70-130	
Hexachloro-1,3-butadiene	ug/kg	1250	1260	101	66-130	
Isopropylbenzene (Cumene)	ug/kg	1250	1170	94	70-130	
m&p-Xylene	ug/kg	2500	2300	92	70-130	
Methyl-tert-butyl ether	ug/kg	1250	1070	86	70-130	
Methylene Chloride	ug/kg	1250	1180	94	65-130	
n-Butylbenzene	ug/kg	1250	1260	101	67-130	
n-Propylbenzene	ug/kg	1250	1270	102	70-130	
Naphthalene	ug/kg	1250	1170	94	70-130	
o-Xylene	ug/kg	1250	1170	93	70-130	
p-Isopropyltoluene	ug/kg	1250	1240	99	67-130	
sec-Butylbenzene	ug/kg	1250	1240	99	69-130	
Styrene	ug/kg	1250	1160	93	70-130	

Results presented on this page are in the units indicated by the "Units" column except where an alternate unit is presented to the right of the result.

REPORT OF LABORATORY ANALYSIS

This report shall not be reproduced, except in full,
without the written consent of Pace Analytical Services, LLC.

Pace Analytical Services, LLC
9800 Kincey Ave. Suite 100
Huntersville, NC 28078
(704)875-9092

QUALITY CONTROL DATA

Project: CPC Huntersville/2020-L1-2448
Pace Project No.: 92548983

LABORATORY CONTROL SAMPLE: 3326744

Parameter	Units	Spike Conc.	LCS Result	LCS % Rec	% Rec Limits	Qualifiers
tert-Butylbenzene	ug/kg	1250	1170	93	67-130	
Tetrachloroethene	ug/kg	1250	1090	87	70-130	
Toluene	ug/kg	1250	1090	87	70-130	
trans-1,2-Dichloroethene	ug/kg	1250	1130	90	70-130	
trans-1,3-Dichloropropene	ug/kg	1250	1100	88	68-130	
Trichloroethene	ug/kg	1250	1160	92	70-130	
Trichlorofluoromethane	ug/kg	1250	1080	86	70-130	
Vinyl acetate	ug/kg	2500	2320	93	70-130	
Vinyl chloride	ug/kg	1250	1150	92	61-130	
Xylene (Total)	ug/kg	3750	3470	92	70-130	
1,2-Dichloroethane-d4 (S)	%			89	70-130	
4-Bromofluorobenzene (S)	%			95	69-134	
Toluene-d8 (S)	%			100	70-130	

MATRIX SPIKE SAMPLE: 3326746

Parameter	Units	92548986001 Result	Spike Conc.	MS Result	MS % Rec	% Rec Limits	Qualifiers
1,1,1,2-Tetrachloroethane	ug/kg	ND	684	653	96	70-131	
1,1,1-Trichloroethane	ug/kg	ND	684	579	85	65-133	
1,1,2,2-Tetrachloroethane	ug/kg	ND	684	564	82	66-130	
1,1,2-Trichloroethane	ug/kg	ND	684	568	83	66-133	
1,1-Dichloroethane	ug/kg	ND	684	638	93	65-130	
1,1-Dichloroethene	ug/kg	ND	684	659	96	10-158	
1,1-Dichloropropene	ug/kg	ND	684	642	94	68-133	
1,2,3-Trichlorobenzene	ug/kg	ND	684	738	108	27-138	
1,2,3-Trichloropropane	ug/kg	ND	684	578	84	67-130	
1,2,4-Trichlorobenzene	ug/kg	ND	684	753	110	51-134	
1,2,4-Trimethylbenzene	ug/kg	12.9	684	709	102	63-136	
1,2-Dibromo-3-chloropropane	ug/kg	ND	684	577	84	32-130	
1,2-Dibromoethane (EDB)	ug/kg	ND	684	632	92	70-130	
1,2-Dichlorobenzene	ug/kg	ND	684	704	103	69-130	
1,2-Dichloroethane	ug/kg	ND	684	576	84	59-130	
1,2-Dichloropropane	ug/kg	ND	684	640	94	70-130	
1,3,5-Trimethylbenzene	ug/kg	ND	684	716	105	65-137	
1,3-Dichlorobenzene	ug/kg	ND	684	697	102	70-130	
1,3-Dichloropropane	ug/kg	ND	684	650	95	70-130	
1,4-Dichlorobenzene	ug/kg	ND	684	729	107	68-130	
2,2-Dichloropropane	ug/kg	ND	684	524	77	32-130	v3
2-Butanone (MEK)	ug/kg	ND	1370	979	72	10-136	
2-Chlorotoluene	ug/kg	ND	684	720	105	69-141	
2-Hexanone	ug/kg	ND	1370	1060	77	10-144	
4-Chlorotoluene	ug/kg	ND	684	679	99	70-132	
4-Methyl-2-pentanone (MIBK)	ug/kg	ND	1370	1050	77	25-143	
Acetone	ug/kg	ND	1370	916	67	10-130	
Benzene	ug/kg	ND	684	649	95	67-130	

Results presented on this page are in the units indicated by the "Units" column except where an alternate unit is presented to the right of the result.

REPORT OF LABORATORY ANALYSIS

This report shall not be reproduced, except in full,
without the written consent of Pace Analytical Services, LLC.

Pace Analytical Services, LLC
9800 Kincey Ave. Suite 100
Huntersville, NC 28078
(704)875-9092

QUALITY CONTROL DATA

Project: CPC Huntersville/2020-L1-2448
Pace Project No.: 92548983

MATRIX SPIKE SAMPLE: 3326746

Parameter	Units	92548986001 Result	Spike Conc.	MS Result	MS % Rec	% Rec Limits	Qualifiers
Bromobenzene	ug/kg	ND	684	713	104	70-130	
Bromochloromethane	ug/kg	ND	684	601	88	69-134	
Bromodichloromethane	ug/kg	ND	684	547	80	64-130	
Bromoform	ug/kg	ND	684	567	83	62-130	
Bromomethane	ug/kg	ND	684	470	69	20-176	IK
Carbon tetrachloride	ug/kg	ND	684	635	93	65-140	
Chlorobenzene	ug/kg	ND	684	685	100	70-130	
Chloroethane	ug/kg	ND	684	225	33	10-130	
Chloroform	ug/kg	ND	684	656	96	63-130	
Chloromethane	ug/kg	ND	684	667	98	58-130	
cis-1,2-Dichloroethene	ug/kg	ND	684	629	92	66-130	
cis-1,3-Dichloropropene	ug/kg	ND	684	601	88	67-130	
Dibromochloromethane	ug/kg	ND	684	608	89	67-130	
Dibromomethane	ug/kg	ND	684	622	91	63-131	
Dichlorodifluoromethane	ug/kg	ND	684	612	90	44-180	
Diisopropyl ether	ug/kg	ND	684	572	84	63-130	
Ethylbenzene	ug/kg	ND	684	757	111	66-130	
Hexachloro-1,3-butadiene	ug/kg	ND	684	844	123	64-150	
Isopropylbenzene (Cumene)	ug/kg	ND	684	716	105	69-135	
m&p-Xylene	ug/kg	ND	1370	1420	104	60-133	
Methyl-tert-butyl ether	ug/kg	ND	684	585	86	65-130	
Methylene Chloride	ug/kg	ND	684	673	98	61-130	
n-Butylbenzene	ug/kg	ND	684	783	115	65-140	
n-Propylbenzene	ug/kg	ND	684	750	110	67-140	
Naphthalene	ug/kg	ND	684	667	98	15-145	
o-Xylene	ug/kg	ND	684	706	103	66-133	
p-Isopropyltoluene	ug/kg	ND	684	741	108	56-147	
sec-Butylbenzene	ug/kg	ND	684	756	111	65-139	
Styrene	ug/kg	ND	684	661	97	70-132	
tert-Butylbenzene	ug/kg	ND	684	728	106	62-135	
Tetrachloroethene	ug/kg	ND	684	664	97	70-135	
Toluene	ug/kg	9.2	684	649	94	67-130	
trans-1,2-Dichloroethene	ug/kg	ND	684	651	95	69-130	
trans-1,3-Dichloropropene	ug/kg	ND	684	587	86	62-130	
Trichloroethene	ug/kg	ND	684	674	99	70-135	
Trichlorofluoromethane	ug/kg	ND	684	190	28	10-130	
Vinyl acetate	ug/kg	ND	1370	1210	89	53-130	
Vinyl chloride	ug/kg	ND	684	640	94	61-148	
Xylene (Total)	ug/kg	ND	2050	2130	104	63-132	
1,2-Dichloroethane-d4 (S)	%				112	70-130	
4-Bromofluorobenzene (S)	%				96	69-134	
Toluene-d8 (S)	%				99	70-130	

Results presented on this page are in the units indicated by the "Units" column except where an alternate unit is presented to the right of the result.

REPORT OF LABORATORY ANALYSIS

This report shall not be reproduced, except in full,
without the written consent of Pace Analytical Services, LLC.

Pace Analytical Services, LLC
9800 Kincey Ave. Suite 100
Huntersville, NC 28078
(704)875-9092

QUALITY CONTROL DATA

Project: CPC Huntersville/2020-L1-2448
Pace Project No.: 92548983

SAMPLE DUPLICATE: 3326745

Parameter	Units	92548983007 Result	Dup Result	RPD	Max RPD	Qualifiers
1,1,1,2-Tetrachloroethane	ug/kg	ND	ND		30	
1,1,1-Trichloroethane	ug/kg	ND	ND		30	
1,1,2,2-Tetrachloroethane	ug/kg	ND	ND		30	
1,1,2-Trichloroethane	ug/kg	ND	ND		30	
1,1-Dichloroethane	ug/kg	ND	ND		30	
1,1-Dichloroethene	ug/kg	ND	ND		30	
1,1-Dichloropropene	ug/kg	ND	ND		30	
1,2,3-Trichlorobenzene	ug/kg	ND	ND		30	
1,2,3-Trichloropropane	ug/kg	ND	ND		30	
1,2,4-Trichlorobenzene	ug/kg	ND	ND		30	
1,2,4-Trimethylbenzene	ug/kg	15.6	ND		30	
1,2-Dibromo-3-chloropropane	ug/kg	ND	ND		30	
1,2-Dibromoethane (EDB)	ug/kg	ND	ND		30	
1,2-Dichlorobenzene	ug/kg	ND	ND		30	
1,2-Dichloroethane	ug/kg	ND	ND		30	
1,2-Dichloropropane	ug/kg	ND	ND		30	
1,3,5-Trimethylbenzene	ug/kg	ND	ND		30	
1,3-Dichlorobenzene	ug/kg	ND	ND		30	
1,3-Dichloropropane	ug/kg	ND	ND		30	
1,4-Dichlorobenzene	ug/kg	ND	ND		30	
2,2-Dichloropropane	ug/kg	ND	ND		30	v2
2-Butanone (MEK)	ug/kg	ND	ND		30	
2-Chlorotoluene	ug/kg	ND	ND		30	
2-Hexanone	ug/kg	ND	ND		30	
4-Chlorotoluene	ug/kg	ND	ND		30	
4-Methyl-2-pentanone (MIBK)	ug/kg	ND	ND		30	
Acetone	ug/kg	ND	98.6J		30	
Benzene	ug/kg	ND	ND		30	
Bromobenzene	ug/kg	ND	ND		30	
Bromochloromethane	ug/kg	ND	ND		30	
Bromodichloromethane	ug/kg	ND	ND		30	
Bromoform	ug/kg	ND	ND		30	
Bromomethane	ug/kg	ND	ND		30	IK
Carbon tetrachloride	ug/kg	ND	ND		30	
Chlorobenzene	ug/kg	ND	ND		30	
Chloroethane	ug/kg	ND	ND		30	
Chloroform	ug/kg	ND	ND		30	
Chloromethane	ug/kg	ND	ND		30	
cis-1,2-Dichloroethene	ug/kg	ND	ND		30	
cis-1,3-Dichloropropene	ug/kg	ND	ND		30	
Dibromochloromethane	ug/kg	ND	ND		30	
Dibromomethane	ug/kg	ND	ND		30	
Dichlorodifluoromethane	ug/kg	ND	ND		30	
Diisopropyl ether	ug/kg	ND	ND		30	
Ethylbenzene	ug/kg	7.9	10.1	24	30	
Hexachloro-1,3-butadiene	ug/kg	ND	ND		30	
Isopropylbenzene (Cumene)	ug/kg	ND	ND		30	

Results presented on this page are in the units indicated by the "Units" column except where an alternate unit is presented to the right of the result.

REPORT OF LABORATORY ANALYSIS

This report shall not be reproduced, except in full,
without the written consent of Pace Analytical Services, LLC.

Pace Analytical Services, LLC
9800 Kincey Ave. Suite 100
Huntersville, NC 28078
(704)875-9092

QUALITY CONTROL DATA

Project: CPC Huntersville/2020-L1-2448
Pace Project No.: 92548983

SAMPLE DUPLICATE: 3326745

Parameter	Units	92548983007 Result	Dup Result	RPD	Max RPD	Qualifiers
m&p-Xylene	ug/kg	48.5	52.4	8	30	
Methyl-tert-butyl ether	ug/kg	ND	7.5J		30	
Methylene Chloride	ug/kg	ND	ND		30	
n-Butylbenzene	ug/kg	ND	ND		30	
n-Propylbenzene	ug/kg	ND	ND		30	
Naphthalene	ug/kg	5.3J	ND		30	
o-Xylene	ug/kg	13.0	14.7	12	30	
p-Isopropyltoluene	ug/kg	55.6	69.7	22	30	
sec-Butylbenzene	ug/kg	ND	ND		30	
Styrene	ug/kg	14.4	14.6	2	30	
tert-Butylbenzene	ug/kg	ND	ND		30	
Tetrachloroethene	ug/kg	ND	ND		30	
Toluene	ug/kg	27.8	35.5	24	30	
trans-1,2-Dichloroethene	ug/kg	ND	ND		30	
trans-1,3-Dichloropropene	ug/kg	ND	ND		30	
Trichloroethene	ug/kg	ND	ND		30	
Trichlorofluoromethane	ug/kg	ND	ND		30	
Vinyl acetate	ug/kg	ND	ND		30	
Vinyl chloride	ug/kg	ND	ND		30	
Xylene (Total)	ug/kg	61.5	67.1	9	30	
1,2-Dichloroethane-d4 (S)	%	98	99			
4-Bromofluorobenzene (S)	%	97	101			
Toluene-d8 (S)	%	99	99			

Results presented on this page are in the units indicated by the "Units" column except where an alternate unit is presented to the right of the result.

REPORT OF LABORATORY ANALYSIS

This report shall not be reproduced, except in full,
without the written consent of Pace Analytical Services, LLC.

Pace Analytical Services, LLC
9800 Kincey Ave. Suite 100
Huntersville, NC 28078
(704)875-9092

QUALITY CONTROL DATA

Project: CPC Huntersville/2020-L1-2448
Pace Project No.: 92548983

QC Batch: 633630
QC Batch Method: EPA 5035A/5030B
Analysis Method: EPA 8260D
Analysis Description: 8260D 5035A 5030B
Laboratory: Pace Analytical Services - Charlotte
Associated Lab Samples: 92548983008, 92548983009

METHOD BLANK: 3328079 Matrix: Solid
Associated Lab Samples: 92548983008, 92548983009

Parameter	Units	Blank Result	Reporting Limit	MDL	Analyzed	Qualifiers
1,1,1,2-Tetrachloroethane	ug/kg	ND	5.0	1.9	07/15/21 13:24	
1,1,1-Trichloroethane	ug/kg	ND	5.0	2.6	07/15/21 13:24	
1,1,2,2-Tetrachloroethane	ug/kg	ND	5.0	1.3	07/15/21 13:24	
1,1,2-Trichloroethane	ug/kg	ND	5.0	1.7	07/15/21 13:24	
1,1-Dichloroethane	ug/kg	ND	5.0	2.1	07/15/21 13:24	
1,1-Dichloroethene	ug/kg	ND	5.0	2.1	07/15/21 13:24	
1,1-Dichloropropene	ug/kg	ND	5.0	2.4	07/15/21 13:24	
1,2,3-Trichlorobenzene	ug/kg	ND	5.0	4.0	07/15/21 13:24	
1,2,3-Trichloropropane	ug/kg	ND	5.0	2.5	07/15/21 13:24	
1,2,4-Trichlorobenzene	ug/kg	ND	5.0	4.2	07/15/21 13:24	
1,2,4-Trimethylbenzene	ug/kg	3.3J	5.0	1.4	07/15/21 13:24	
1,2-Dibromo-3-chloropropane	ug/kg	ND	5.0	1.9	07/15/21 13:24	
1,2-Dibromoethane (EDB)	ug/kg	ND	5.0	2.2	07/15/21 13:24	
1,2-Dichlorobenzene	ug/kg	ND	5.0	1.8	07/15/21 13:24	
1,2-Dichloroethane	ug/kg	ND	5.0	3.3	07/15/21 13:24	v2
1,2-Dichloropropane	ug/kg	ND	5.0	1.5	07/15/21 13:24	
1,3,5-Trimethylbenzene	ug/kg	ND	5.0	1.7	07/15/21 13:24	
1,3-Dichlorobenzene	ug/kg	ND	5.0	1.6	07/15/21 13:24	
1,3-Dichloropropane	ug/kg	ND	5.0	1.6	07/15/21 13:24	
1,4-Dichlorobenzene	ug/kg	ND	5.0	1.3	07/15/21 13:24	
2,2-Dichloropropane	ug/kg	ND	5.0	1.6	07/15/21 13:24	
2-Butanone (MEK)	ug/kg	ND	100	24.0	07/15/21 13:24	
2-Chlorotoluene	ug/kg	ND	5.0	1.8	07/15/21 13:24	
2-Hexanone	ug/kg	ND	50.0	4.8	07/15/21 13:24	
4-Chlorotoluene	ug/kg	ND	5.0	0.88	07/15/21 13:24	
4-Methyl-2-pentanone (MIBK)	ug/kg	ND	50.0	4.8	07/15/21 13:24	
Acetone	ug/kg	ND	100	32.1	07/15/21 13:24	
Benzene	ug/kg	ND	5.0	2.0	07/15/21 13:24	
Bromobenzene	ug/kg	ND	5.0	1.6	07/15/21 13:24	
Bromochloromethane	ug/kg	ND	5.0	1.5	07/15/21 13:24	
Bromodichloromethane	ug/kg	ND	5.0	1.9	07/15/21 13:24	
Bromoform	ug/kg	ND	5.0	1.8	07/15/21 13:24	
Bromomethane	ug/kg	ND	10.0	7.9	07/15/21 13:24	IK
Carbon tetrachloride	ug/kg	ND	5.0	1.9	07/15/21 13:24	
Chlorobenzene	ug/kg	ND	5.0	0.96	07/15/21 13:24	
Chloroethane	ug/kg	ND	10.0	3.9	07/15/21 13:24	
Chloroform	ug/kg	ND	5.0	3.0	07/15/21 13:24	
Chloromethane	ug/kg	ND	10.0	4.2	07/15/21 13:24	
cis-1,2-Dichloroethene	ug/kg	ND	5.0	1.7	07/15/21 13:24	
cis-1,3-Dichloropropene	ug/kg	ND	5.0	1.4	07/15/21 13:24	

Results presented on this page are in the units indicated by the "Units" column except where an alternate unit is presented to the right of the result.

REPORT OF LABORATORY ANALYSIS

This report shall not be reproduced, except in full,
without the written consent of Pace Analytical Services, LLC.

Pace Analytical Services, LLC
9800 Kincey Ave. Suite 100
Huntersville, NC 28078
(704)875-9092

QUALITY CONTROL DATA

Project: CPC Huntersville/2020-L1-2448
Pace Project No.: 92548983

METHOD BLANK: 3328079 Matrix: Solid
Associated Lab Samples: 92548983008, 92548983009

Parameter	Units	Blank Result	Reporting Limit	MDL	Analyzed	Qualifiers
Dibromochloromethane	ug/kg	ND	5.0	2.8	07/15/21 13:24	
Dibromomethane	ug/kg	ND	5.0	1.1	07/15/21 13:24	
Dichlorodifluoromethane	ug/kg	ND	10.0	2.2	07/15/21 13:24	
Diisopropyl ether	ug/kg	ND	5.0	1.4	07/15/21 13:24	v2
Ethylbenzene	ug/kg	ND	5.0	2.3	07/15/21 13:24	
Hexachloro-1,3-butadiene	ug/kg	ND	10.0	8.2	07/15/21 13:24	
Isopropylbenzene (Cumene)	ug/kg	ND	5.0	1.7	07/15/21 13:24	
m&p-Xylene	ug/kg	ND	10.0	3.4	07/15/21 13:24	
Methyl-tert-butyl ether	ug/kg	ND	5.0	1.9	07/15/21 13:24	
Methylene Chloride	ug/kg	ND	20.0	13.7	07/15/21 13:24	
n-Butylbenzene	ug/kg	ND	5.0	2.4	07/15/21 13:24	
n-Propylbenzene	ug/kg	ND	5.0	1.8	07/15/21 13:24	
Naphthalene	ug/kg	ND	5.0	2.6	07/15/21 13:24	
o-Xylene	ug/kg	ND	5.0	2.2	07/15/21 13:24	
p-Isopropyltoluene	ug/kg	ND	5.0	2.5	07/15/21 13:24	
sec-Butylbenzene	ug/kg	ND	5.0	2.2	07/15/21 13:24	
Styrene	ug/kg	ND	5.0	1.3	07/15/21 13:24	
tert-Butylbenzene	ug/kg	ND	5.0	1.8	07/15/21 13:24	
Tetrachloroethene	ug/kg	ND	5.0	1.6	07/15/21 13:24	
Toluene	ug/kg	ND	5.0	1.4	07/15/21 13:24	
trans-1,2-Dichloroethene	ug/kg	ND	5.0	1.8	07/15/21 13:24	
trans-1,3-Dichloropropene	ug/kg	ND	5.0	1.7	07/15/21 13:24	
Trichloroethene	ug/kg	ND	5.0	1.3	07/15/21 13:24	
Trichlorofluoromethane	ug/kg	ND	5.0	2.8	07/15/21 13:24	
Vinyl acetate	ug/kg	ND	50.0	3.6	07/15/21 13:24	
Vinyl chloride	ug/kg	ND	10.0	2.5	07/15/21 13:24	
Xylene (Total)	ug/kg	ND	10.0	2.8	07/15/21 13:24	
1,2-Dichloroethane-d4 (S)	%	101	70-130		07/15/21 13:24	
4-Bromofluorobenzene (S)	%	96	69-134		07/15/21 13:24	
Toluene-d8 (S)	%	98	70-130		07/15/21 13:24	

LABORATORY CONTROL SAMPLE: 3328080

Parameter	Units	Spike Conc.	LCS Result	LCS % Rec	% Rec Limits	Qualifiers
1,1,1,2-Tetrachloroethane	ug/kg	1250	1190	95	70-130	
1,1,1-Trichloroethane	ug/kg	1250	1010	80	70-130	
1,1,2,2-Tetrachloroethane	ug/kg	1250	1070	86	70-130	
1,1,2-Trichloroethane	ug/kg	1250	1070	85	70-130	
1,1-Dichloroethane	ug/kg	1250	1110	89	70-130	
1,1-Dichloroethene	ug/kg	1250	1140	91	70-130	
1,1-Dichloropropene	ug/kg	1250	1100	88	70-130	
1,2,3-Trichlorobenzene	ug/kg	1250	1310	105	65-130	
1,2,3-Trichloropropane	ug/kg	1250	1120	90	70-130	
1,2,4-Trichlorobenzene	ug/kg	1250	1310	105	68-130	

Results presented on this page are in the units indicated by the "Units" column except where an alternate unit is presented to the right of the result.

REPORT OF LABORATORY ANALYSIS

This report shall not be reproduced, except in full,
without the written consent of Pace Analytical Services, LLC.

Pace Analytical Services, LLC
9800 Kincey Ave. Suite 100
Huntersville, NC 28078
(704)875-9092

QUALITY CONTROL DATA

Project: CPC Huntersville/2020-L1-2448
Pace Project No.: 92548983

LABORATORY CONTROL SAMPLE: 3328080

Parameter	Units	Spike Conc.	LCS Result	LCS % Rec	% Rec Limits	Qualifiers
1,2,4-Trimethylbenzene	ug/kg	1250	1230	99	70-130	
1,2-Dibromo-3-chloropropane	ug/kg	1250	1170	93	70-130	
1,2-Dibromoethane (EDB)	ug/kg	1250	1180	94	70-130	
1,2-Dichlorobenzene	ug/kg	1250	1240	99	70-130	
1,2-Dichloroethane	ug/kg	1250	994	79	63-130	v3
1,2-Dichloropropane	ug/kg	1250	1140	91	70-130	
1,3,5-Trimethylbenzene	ug/kg	1250	1250	100	70-130	
1,3-Dichlorobenzene	ug/kg	1250	1240	99	70-130	
1,3-Dichloropropane	ug/kg	1250	1160	93	70-130	
1,4-Dichlorobenzene	ug/kg	1250	1260	101	70-130	
2,2-Dichloropropane	ug/kg	1250	1030	82	66-130	
2-Butanone (MEK)	ug/kg	2500	2040	82	70-130	
2-Chlorotoluene	ug/kg	1250	1250	100	70-130	
2-Hexanone	ug/kg	2500	2150	86	70-130	
4-Chlorotoluene	ug/kg	1250	1200	96	70-130	
4-Methyl-2-pentanone (MIBK)	ug/kg	2500	2120	85	70-130	
Acetone	ug/kg	2500	2150	86	69-130	
Benzene	ug/kg	1250	1150	92	70-130	
Bromobenzene	ug/kg	1250	1290	103	70-130	
Bromochloromethane	ug/kg	1250	1180	94	70-130	
Bromodichloromethane	ug/kg	1250	1020	81	69-130	
Bromoform	ug/kg	1250	1140	91	70-130	
Bromomethane	ug/kg	1250	1280	102	52-130	IK
Carbon tetrachloride	ug/kg	1250	1160	93	70-130	
Chlorobenzene	ug/kg	1250	1200	96	70-130	
Chloroethane	ug/kg	1250	1200	96	65-130	
Chloroform	ug/kg	1250	1180	94	70-130	
Chloromethane	ug/kg	1250	1030	83	55-130	
cis-1,2-Dichloroethene	ug/kg	1250	1070	85	70-130	
cis-1,3-Dichloropropene	ug/kg	1250	1140	91	70-130	
Dibromochloromethane	ug/kg	1250	1170	94	70-130	
Dibromomethane	ug/kg	1250	1210	97	70-130	
Dichlorodifluoromethane	ug/kg	1250	1150	92	45-156	
Diisopropyl ether	ug/kg	1250	989	79	70-130	v3
Ethylbenzene	ug/kg	1250	1300	104	70-130	
Hexachloro-1,3-butadiene	ug/kg	1250	1370	110	66-130	
Isopropylbenzene (Cumene)	ug/kg	1250	1230	98	70-130	
m&p-Xylene	ug/kg	2500	2390	95	70-130	
Methyl-tert-butyl ether	ug/kg	1250	1060	85	70-130	
Methylene Chloride	ug/kg	1250	1330	107	65-130	
n-Butylbenzene	ug/kg	1250	1320	106	67-130	
n-Propylbenzene	ug/kg	1250	1280	103	70-130	
Naphthalene	ug/kg	1250	1190	95	70-130	
o-Xylene	ug/kg	1250	1220	97	70-130	
p-Isopropyltoluene	ug/kg	1250	1290	103	67-130	
sec-Butylbenzene	ug/kg	1250	1290	103	69-130	
Styrene	ug/kg	1250	1200	96	70-130	

Results presented on this page are in the units indicated by the "Units" column except where an alternate unit is presented to the right of the result.

REPORT OF LABORATORY ANALYSIS

This report shall not be reproduced, except in full,
without the written consent of Pace Analytical Services, LLC.

Pace Analytical Services, LLC
9800 Kincey Ave. Suite 100
Huntersville, NC 28078
(704)875-9092

QUALITY CONTROL DATA

Project: CPC Huntersville/2020-L1-2448
Pace Project No.: 92548983

LABORATORY CONTROL SAMPLE: 3328080

Parameter	Units	Spike Conc.	LCS Result	LCS % Rec	% Rec Limits	Qualifiers
tert-Butylbenzene	ug/kg	1250	1230	98	67-130	
Tetrachloroethene	ug/kg	1250	1160	93	70-130	
Toluene	ug/kg	1250	1130	90	70-130	
trans-1,2-Dichloroethene	ug/kg	1250	1130	91	70-130	
trans-1,3-Dichloropropene	ug/kg	1250	1140	92	68-130	
Trichloroethene	ug/kg	1250	1210	96	70-130	
Trichlorofluoromethane	ug/kg	1250	1080	87	70-130	
Vinyl acetate	ug/kg	2500	2250	90	70-130	
Vinyl chloride	ug/kg	1250	1150	92	61-130	
Xylene (Total)	ug/kg	3750	3600	96	70-130	
1,2-Dichloroethane-d4 (S)	%			85	70-130	
4-Bromofluorobenzene (S)	%			94	69-134	
Toluene-d8 (S)	%			97	70-130	

MATRIX SPIKE SAMPLE: 3328082

Parameter	Units	92548986007 Result	Spike Conc.	MS Result	MS % Rec	% Rec Limits	Qualifiers
1,1,1,2-Tetrachloroethane	ug/kg	ND	747	762	102	70-131	
1,1,1-Trichloroethane	ug/kg	ND	747	671	90	65-133	
1,1,2,2-Tetrachloroethane	ug/kg	ND	747	669	90	66-130	
1,1,2-Trichloroethane	ug/kg	ND	747	659	88	66-133	
1,1-Dichloroethane	ug/kg	ND	747	728	98	65-130	
1,1-Dichloroethene	ug/kg	ND	747	743	100	10-158	
1,1-Dichloropropene	ug/kg	ND	747	757	101	68-133	
1,2,3-Trichlorobenzene	ug/kg	ND	747	882	118	27-138	
1,2,3-Trichloropropane	ug/kg	ND	747	688	92	67-130	
1,2,4-Trichlorobenzene	ug/kg	ND	747	887	119	51-134	
1,2,4-Trimethylbenzene	ug/kg	8.2	747	853	113	63-136	
1,2-Dibromo-3-chloropropane	ug/kg	ND	747	703	94	32-130	
1,2-Dibromoethane (EDB)	ug/kg	ND	747	744	100	70-130	
1,2-Dichlorobenzene	ug/kg	ND	747	836	112	69-130	
1,2-Dichloroethane	ug/kg	ND	747	654	88	59-130	v3
1,2-Dichloropropane	ug/kg	ND	747	738	99	70-130	
1,3,5-Trimethylbenzene	ug/kg	ND	747	862	115	65-137	
1,3-Dichlorobenzene	ug/kg	ND	747	848	114	70-130	
1,3-Dichloropropane	ug/kg	ND	747	759	102	70-130	
1,4-Dichlorobenzene	ug/kg	ND	747	849	114	68-130	
2,2-Dichloropropane	ug/kg	ND	747	596	80	32-130	
2-Butanone (MEK)	ug/kg	ND	1490	1180	77	10-136	
2-Chlorotoluene	ug/kg	ND	747	872	117	69-141	
2-Hexanone	ug/kg	ND	1490	1300	87	10-144	
4-Chlorotoluene	ug/kg	ND	747	831	111	70-132	
4-Methyl-2-pentanone (MIBK)	ug/kg	ND	1490	1250	84	25-143	
Acetone	ug/kg	ND	1490	1140	77	10-130	
Benzene	ug/kg	ND	747	752	101	67-130	

Results presented on this page are in the units indicated by the "Units" column except where an alternate unit is presented to the right of the result.

REPORT OF LABORATORY ANALYSIS

This report shall not be reproduced, except in full,
without the written consent of Pace Analytical Services, LLC.

Pace Analytical Services, LLC
9800 Kincey Ave. Suite 100
Huntersville, NC 28078
(704)875-9092

QUALITY CONTROL DATA

Project: CPC Huntersville/2020-L1-2448
Pace Project No.: 92548983

MATRIX SPIKE SAMPLE: 3328082

Parameter	Units	92548986007 Result	Spike Conc.	MS Result	MS % Rec	% Rec Limits	Qualifiers
Bromobenzene	ug/kg	ND	747	850	114	70-130	
Bromochloromethane	ug/kg	ND	747	730	98	69-134	
Bromodichloromethane	ug/kg	ND	747	616	82	64-130	
Bromoform	ug/kg	ND	747	651	87	62-130	
Bromomethane	ug/kg	ND	747	496	66	20-176	IK
Carbon tetrachloride	ug/kg	ND	747	739	99	65-140	
Chlorobenzene	ug/kg	ND	747	815	109	70-130	
Chloroethane	ug/kg	ND	747	220	30	10-130	
Chloroform	ug/kg	ND	747	758	102	63-130	
Chloromethane	ug/kg	ND	747	793	106	58-130	
cis-1,2-Dichloroethene	ug/kg	ND	747	707	95	66-130	
cis-1,3-Dichloropropene	ug/kg	ND	747	694	93	67-130	
Dibromochloromethane	ug/kg	ND	747	685	92	67-130	
Dibromomethane	ug/kg	ND	747	740	99	63-131	
Dichlorodifluoromethane	ug/kg	ND	747	797	107	44-180	
Diisopropyl ether	ug/kg	ND	747	649	87	63-130	v3
Ethylbenzene	ug/kg	7.4J	747	888	118	66-130	
Hexachloro-1,3-butadiene	ug/kg	ND	747	1010	136	64-150	
Isopropylbenzene (Cumene)	ug/kg	ND	747	854	114	69-135	
m&p-Xylene	ug/kg	14.8J	1490	1670	111	60-133	
Methyl-tert-butyl ether	ug/kg	ND	747	665	89	65-130	
Methylene Chloride	ug/kg	ND	747	728	97	61-130	
n-Butylbenzene	ug/kg	ND	747	909	122	65-140	
n-Propylbenzene	ug/kg	ND	747	900	121	67-140	
Naphthalene	ug/kg	ND	747	780	104	15-145	
o-Xylene	ug/kg	8.1	747	831	110	66-133	
p-Isopropyltoluene	ug/kg	10.2	747	909	120	56-147	
sec-Butylbenzene	ug/kg	ND	747	907	121	65-139	
Styrene	ug/kg	ND	747	787	105	70-132	
tert-Butylbenzene	ug/kg	ND	747	848	114	62-135	
Tetrachloroethene	ug/kg	ND	747	811	109	70-135	
Toluene	ug/kg	8.0	747	755	100	67-130	
trans-1,2-Dichloroethene	ug/kg	ND	747	749	100	69-130	
trans-1,3-Dichloropropene	ug/kg	ND	747	671	90	62-130	
Trichloroethene	ug/kg	ND	747	800	107	70-135	
Trichlorofluoromethane	ug/kg	ND	747	183	25	10-130	
Vinyl acetate	ug/kg	ND	1490	1360	91	53-130	
Vinyl chloride	ug/kg	ND	747	760	102	61-148	
Xylene (Total)	ug/kg	22.9	2240	2500	110	63-132	
1,2-Dichloroethane-d4 (S)	%				98	70-130	
4-Bromofluorobenzene (S)	%				95	69-134	
Toluene-d8 (S)	%				97	70-130	

Results presented on this page are in the units indicated by the "Units" column except where an alternate unit is presented to the right of the result.

REPORT OF LABORATORY ANALYSIS

This report shall not be reproduced, except in full,
without the written consent of Pace Analytical Services, LLC.

Pace Analytical Services, LLC
9800 Kincey Ave. Suite 100
Huntersville, NC 28078
(704)875-9092

QUALITY CONTROL DATA

Project: CPC Huntersville/2020-L1-2448
Pace Project No.: 92548983

SAMPLE DUPLICATE: 3328081

Parameter	Units	92548986004 Result	Dup Result	RPD	Max RPD	Qualifiers
1,1,1,2-Tetrachloroethane	ug/kg	ND	ND		30	
1,1,1-Trichloroethane	ug/kg	ND	ND		30	
1,1,2,2-Tetrachloroethane	ug/kg	ND	ND		30	
1,1,2-Trichloroethane	ug/kg	ND	ND		30	
1,1-Dichloroethane	ug/kg	ND	ND		30	
1,1-Dichloroethene	ug/kg	ND	ND		30	
1,1-Dichloropropene	ug/kg	ND	ND		30	
1,2,3-Trichlorobenzene	ug/kg	ND	ND		30	
1,2,3-Trichloropropane	ug/kg	ND	ND		30	
1,2,4-Trichlorobenzene	ug/kg	ND	ND		30	
1,2,4-Trimethylbenzene	ug/kg	23.2	12.2	62	30	D6
1,2-Dibromo-3-chloropropane	ug/kg	ND	ND		30	
1,2-Dibromoethane (EDB)	ug/kg	ND	ND		30	
1,2-Dichlorobenzene	ug/kg	ND	ND		30	
1,2-Dichloroethane	ug/kg	ND	ND		30	v2
1,2-Dichloropropane	ug/kg	ND	ND		30	
1,3,5-Trimethylbenzene	ug/kg	ND	ND		30	
1,3-Dichlorobenzene	ug/kg	ND	ND		30	
1,3-Dichloropropane	ug/kg	ND	ND		30	
1,4-Dichlorobenzene	ug/kg	ND	ND		30	
2,2-Dichloropropane	ug/kg	ND	ND		30	
2-Butanone (MEK)	ug/kg	ND	ND		30	
2-Chlorotoluene	ug/kg	ND	ND		30	
2-Hexanone	ug/kg	ND	ND		30	
4-Chlorotoluene	ug/kg	ND	ND		30	
4-Methyl-2-pentanone (MIBK)	ug/kg	ND	ND		30	
Acetone	ug/kg	ND	ND		30	
Benzene	ug/kg	ND	ND		30	
Bromobenzene	ug/kg	ND	ND		30	
Bromochloromethane	ug/kg	ND	ND		30	
Bromodichloromethane	ug/kg	ND	ND		30	
Bromoform	ug/kg	ND	ND		30	
Bromomethane	ug/kg	ND	ND		30	IK
Carbon tetrachloride	ug/kg	ND	ND		30	
Chlorobenzene	ug/kg	ND	ND		30	
Chloroethane	ug/kg	ND	ND		30	
Chloroform	ug/kg	ND	ND		30	
Chloromethane	ug/kg	ND	ND		30	
cis-1,2-Dichloroethene	ug/kg	ND	ND		30	
cis-1,3-Dichloropropene	ug/kg	ND	ND		30	
Dibromochloromethane	ug/kg	ND	ND		30	
Dibromomethane	ug/kg	ND	ND		30	
Dichlorodifluoromethane	ug/kg	ND	ND		30	
Diisopropyl ether	ug/kg	ND	ND		30	v2
Ethylbenzene	ug/kg	ND	ND		30	
Hexachloro-1,3-butadiene	ug/kg	ND	ND		30	
Isopropylbenzene (Cumene)	ug/kg	ND	ND		30	

Results presented on this page are in the units indicated by the "Units" column except where an alternate unit is presented to the right of the result.

REPORT OF LABORATORY ANALYSIS

This report shall not be reproduced, except in full,
without the written consent of Pace Analytical Services, LLC.

Pace Analytical Services, LLC
9800 Kincey Ave. Suite 100
Huntersville, NC 28078
(704)875-9092

QUALITY CONTROL DATA

Project: CPC Huntersville/2020-L1-2448
Pace Project No.: 92548983

SAMPLE DUPLICATE: 3328081

Parameter	Units	92548986004 Result	Dup Result	RPD	Max RPD	Qualifiers
m&p-Xylene	ug/kg	14.3J	ND		30	
Methyl-tert-butyl ether	ug/kg	ND	ND		30	
Methylene Chloride	ug/kg	ND	ND		30	
n-Butylbenzene	ug/kg	ND	ND		30	
n-Propylbenzene	ug/kg	ND	ND		30	
Naphthalene	ug/kg	9.7	ND		30	
o-Xylene	ug/kg	5.4J	7.5J		30	
p-Isopropyltoluene	ug/kg	91.4	100	9	30	
sec-Butylbenzene	ug/kg	ND	ND		30	
Styrene	ug/kg	ND	ND		30	
tert-Butylbenzene	ug/kg	ND	ND		30	
Tetrachloroethene	ug/kg	ND	ND		30	
Toluene	ug/kg	7.8J	7.1J		30	
trans-1,2-Dichloroethene	ug/kg	ND	ND		30	
trans-1,3-Dichloropropene	ug/kg	ND	ND		30	
Trichloroethene	ug/kg	ND	ND		30	
Trichlorofluoromethane	ug/kg	ND	ND		30	
Vinyl acetate	ug/kg	ND	ND		30	
Vinyl chloride	ug/kg	ND	ND		30	
Xylene (Total)	ug/kg	19.7	ND		30	
1,2-Dichloroethane-d4 (S)	%	96	98			
4-Bromofluorobenzene (S)	%	97	95			
Toluene-d8 (S)	%	99	97			

Results presented on this page are in the units indicated by the "Units" column except where an alternate unit is presented to the right of the result.

REPORT OF LABORATORY ANALYSIS

This report shall not be reproduced, except in full,
without the written consent of Pace Analytical Services, LLC.

Pace Analytical Services, LLC
9800 Kincey Ave. Suite 100
Huntersville, NC 28078
(704)875-9092

QUALITY CONTROL DATA

Project: CPC Huntersville/2020-L1-2448
Pace Project No.: 92548983

QC Batch: 633923 | Analysis Method: EPA 8260D
QC Batch Method: EPA 5035A/5030B | Analysis Description: 8260D 5035A 5030B
Laboratory: Pace Analytical Services - Charlotte
Associated Lab Samples: 92548983002, 92548983003, 92548983005, 92548983006

METHOD BLANK: 3329466 Matrix: Solid
Associated Lab Samples: 92548983002, 92548983003, 92548983005, 92548983006

Parameter	Units	Blank Result	Reporting Limit	MDL	Analyzed	Qualifiers
1,1,1,2-Tetrachloroethane	ug/kg	ND	5.0	1.9	07/16/21 13:01	
1,1,1-Trichloroethane	ug/kg	ND	5.0	2.6	07/16/21 13:01	
1,1,2,2-Tetrachloroethane	ug/kg	ND	5.0	1.3	07/16/21 13:01	
1,1,2-Trichloroethane	ug/kg	ND	5.0	1.7	07/16/21 13:01	
1,1-Dichloroethane	ug/kg	ND	5.0	2.1	07/16/21 13:01	
1,1-Dichloroethene	ug/kg	ND	5.0	2.1	07/16/21 13:01	
1,1-Dichloropropene	ug/kg	ND	5.0	2.4	07/16/21 13:01	
1,2,3-Trichlorobenzene	ug/kg	ND	5.0	4.0	07/16/21 13:01	
1,2,3-Trichloropropane	ug/kg	ND	5.0	2.5	07/16/21 13:01	
1,2,4-Trichlorobenzene	ug/kg	ND	5.0	4.2	07/16/21 13:01	
1,2,4-Trimethylbenzene	ug/kg	ND	5.0	1.4	07/16/21 13:01	
1,2-Dibromo-3-chloropropane	ug/kg	ND	5.0	1.9	07/16/21 13:01	
1,2-Dibromoethane (EDB)	ug/kg	ND	5.0	2.2	07/16/21 13:01	
1,2-Dichlorobenzene	ug/kg	ND	5.0	1.8	07/16/21 13:01	
1,2-Dichloroethane	ug/kg	ND	5.0	3.3	07/16/21 13:01	
1,2-Dichloropropane	ug/kg	ND	5.0	1.5	07/16/21 13:01	
1,3,5-Trimethylbenzene	ug/kg	ND	5.0	1.7	07/16/21 13:01	
1,3-Dichlorobenzene	ug/kg	ND	5.0	1.6	07/16/21 13:01	
1,3-Dichloropropane	ug/kg	ND	5.0	1.6	07/16/21 13:01	
1,4-Dichlorobenzene	ug/kg	ND	5.0	1.3	07/16/21 13:01	
2,2-Dichloropropane	ug/kg	ND	5.0	1.6	07/16/21 13:01	
2-Butanone (MEK)	ug/kg	ND	100	24.0	07/16/21 13:01	
2-Chlorotoluene	ug/kg	ND	5.0	1.8	07/16/21 13:01	
2-Hexanone	ug/kg	ND	50.0	4.8	07/16/21 13:01	
4-Chlorotoluene	ug/kg	ND	5.0	0.88	07/16/21 13:01	
4-Methyl-2-pentanone (MIBK)	ug/kg	ND	50.0	4.8	07/16/21 13:01	
Acetone	ug/kg	ND	100	32.1	07/16/21 13:01	
Benzene	ug/kg	ND	5.0	2.0	07/16/21 13:01	
Bromobenzene	ug/kg	ND	5.0	1.6	07/16/21 13:01	
Bromochloromethane	ug/kg	ND	5.0	1.5	07/16/21 13:01	
Bromodichloromethane	ug/kg	ND	5.0	1.9	07/16/21 13:01	
Bromoform	ug/kg	ND	5.0	1.8	07/16/21 13:01	
Bromomethane	ug/kg	ND	10.0	7.9	07/16/21 13:01	IK
Carbon tetrachloride	ug/kg	ND	5.0	1.9	07/16/21 13:01	
Chlorobenzene	ug/kg	ND	5.0	0.96	07/16/21 13:01	
Chloroethane	ug/kg	ND	10.0	3.9	07/16/21 13:01	
Chloroform	ug/kg	ND	5.0	3.0	07/16/21 13:01	
Chloromethane	ug/kg	ND	10.0	4.2	07/16/21 13:01	
cis-1,2-Dichloroethene	ug/kg	ND	5.0	1.7	07/16/21 13:01	
cis-1,3-Dichloropropene	ug/kg	ND	5.0	1.4	07/16/21 13:01	

Results presented on this page are in the units indicated by the "Units" column except where an alternate unit is presented to the right of the result.

REPORT OF LABORATORY ANALYSIS

This report shall not be reproduced, except in full,
without the written consent of Pace Analytical Services, LLC.

Pace Analytical Services, LLC
9800 Kincey Ave. Suite 100
Huntersville, NC 28078
(704)875-9092

QUALITY CONTROL DATA

Project: CPC Huntersville/2020-L1-2448
Pace Project No.: 92548983

METHOD BLANK: 3329466 Matrix: Solid
Associated Lab Samples: 92548983002, 92548983003, 92548983005, 92548983006

Parameter	Units	Blank Result	Reporting Limit	MDL	Analyzed	Qualifiers
Dibromochloromethane	ug/kg	ND	5.0	2.8	07/16/21 13:01	
Dibromomethane	ug/kg	ND	5.0	1.1	07/16/21 13:01	
Dichlorodifluoromethane	ug/kg	ND	10.0	2.2	07/16/21 13:01	
Diisopropyl ether	ug/kg	ND	5.0	1.4	07/16/21 13:01	
Ethylbenzene	ug/kg	ND	5.0	2.3	07/16/21 13:01	
Hexachloro-1,3-butadiene	ug/kg	ND	10.0	8.2	07/16/21 13:01	
Isopropylbenzene (Cumene)	ug/kg	ND	5.0	1.7	07/16/21 13:01	
m&p-Xylene	ug/kg	ND	10.0	3.4	07/16/21 13:01	
Methyl-tert-butyl ether	ug/kg	ND	5.0	1.9	07/16/21 13:01	
Methylene Chloride	ug/kg	ND	20.0	13.7	07/16/21 13:01	
n-Butylbenzene	ug/kg	ND	5.0	2.4	07/16/21 13:01	
n-Propylbenzene	ug/kg	ND	5.0	1.8	07/16/21 13:01	
Naphthalene	ug/kg	ND	5.0	2.6	07/16/21 13:01	
o-Xylene	ug/kg	ND	5.0	2.2	07/16/21 13:01	
p-Isopropyltoluene	ug/kg	ND	5.0	2.5	07/16/21 13:01	
sec-Butylbenzene	ug/kg	ND	5.0	2.2	07/16/21 13:01	
Styrene	ug/kg	ND	5.0	1.3	07/16/21 13:01	
tert-Butylbenzene	ug/kg	ND	5.0	1.8	07/16/21 13:01	
Tetrachloroethene	ug/kg	ND	5.0	1.6	07/16/21 13:01	
Toluene	ug/kg	ND	5.0	1.4	07/16/21 13:01	
trans-1,2-Dichloroethene	ug/kg	ND	5.0	1.8	07/16/21 13:01	
trans-1,3-Dichloropropene	ug/kg	ND	5.0	1.7	07/16/21 13:01	
Trichloroethene	ug/kg	ND	5.0	1.3	07/16/21 13:01	
Trichlorofluoromethane	ug/kg	ND	5.0	2.8	07/16/21 13:01	
Vinyl acetate	ug/kg	ND	50.0	3.6	07/16/21 13:01	
Vinyl chloride	ug/kg	ND	10.0	2.5	07/16/21 13:01	
Xylene (Total)	ug/kg	ND	10.0	2.8	07/16/21 13:01	
1,2-Dichloroethane-d4 (S)	%	103	70-130		07/16/21 13:01	
4-Bromofluorobenzene (S)	%	95	69-134		07/16/21 13:01	
Toluene-d8 (S)	%	98	70-130		07/16/21 13:01	

LABORATORY CONTROL SAMPLE: 3329467

Parameter	Units	Spike Conc.	LCS Result	LCS % Rec	% Rec Limits	Qualifiers
1,1,1,2-Tetrachloroethane	ug/kg	1250	1170	94	70-130	
1,1,1-Trichloroethane	ug/kg	1250	1010	81	70-130	
1,1,2,2-Tetrachloroethane	ug/kg	1250	1090	87	70-130	
1,1,2-Trichloroethane	ug/kg	1250	1080	86	70-130	
1,1-Dichloroethane	ug/kg	1250	1130	90	70-130	
1,1-Dichloroethene	ug/kg	1250	1130	90	70-130	
1,1-Dichloropropene	ug/kg	1250	1100	88	70-130	
1,2,3-Trichlorobenzene	ug/kg	1250	1310	105	65-130	
1,2,3-Trichloropropane	ug/kg	1250	1120	90	70-130	
1,2,4-Trichlorobenzene	ug/kg	1250	1330	106	68-130	

Results presented on this page are in the units indicated by the "Units" column except where an alternate unit is presented to the right of the result.

REPORT OF LABORATORY ANALYSIS

This report shall not be reproduced, except in full,
without the written consent of Pace Analytical Services, LLC.

Pace Analytical Services, LLC
9800 Kincey Ave. Suite 100
Huntersville, NC 28078
(704)875-9092

QUALITY CONTROL DATA

Project: CPC Huntersville/2020-L1-2448
Pace Project No.: 92548983

LABORATORY CONTROL SAMPLE: 3329467

Parameter	Units	Spike Conc.	LCS Result	LCS % Rec	% Rec Limits	Qualifiers
1,2,4-Trimethylbenzene	ug/kg	1250	1250	100	70-130	
1,2-Dibromo-3-chloropropane	ug/kg	1250	1160	93	70-130	
1,2-Dibromoethane (EDB)	ug/kg	1250	1180	94	70-130	
1,2-Dichlorobenzene	ug/kg	1250	1260	101	70-130	
1,2-Dichloroethane	ug/kg	1250	1000	80	63-130	
1,2-Dichloropropane	ug/kg	1250	1140	91	70-130	
1,3,5-Trimethylbenzene	ug/kg	1250	1260	101	70-130	
1,3-Dichlorobenzene	ug/kg	1250	1250	100	70-130	
1,3-Dichloropropane	ug/kg	1250	1170	94	70-130	
1,4-Dichlorobenzene	ug/kg	1250	1270	102	70-130	
2,2-Dichloropropane	ug/kg	1250	1040	83	66-130	
2-Butanone (MEK)	ug/kg	2500	2060	82	70-130	
2-Chlorotoluene	ug/kg	1250	1290	103	70-130	
2-Hexanone	ug/kg	2500	2120	85	70-130	
4-Chlorotoluene	ug/kg	1250	1200	96	70-130	
4-Methyl-2-pentanone (MIBK)	ug/kg	2500	2110	85	70-130	
Acetone	ug/kg	2500	2090	84	69-130	
Benzene	ug/kg	1250	1150	92	70-130	
Bromobenzene	ug/kg	1250	1340	107	70-130	
Bromochloromethane	ug/kg	1250	1190	95	70-130	
Bromodichloromethane	ug/kg	1250	1010	81	69-130	
Bromoform	ug/kg	1250	1140	91	70-130	
Bromomethane	ug/kg	1250	1220	98	52-130	IK
Carbon tetrachloride	ug/kg	1250	1140	92	70-130	
Chlorobenzene	ug/kg	1250	1210	97	70-130	
Chloroethane	ug/kg	1250	1200	96	65-130	
Chloroform	ug/kg	1250	1190	95	70-130	
Chloromethane	ug/kg	1250	1040	83	55-130	
cis-1,2-Dichloroethene	ug/kg	1250	1090	87	70-130	
cis-1,3-Dichloropropene	ug/kg	1250	1150	92	70-130	
Dibromochloromethane	ug/kg	1250	1150	92	70-130	
Dibromomethane	ug/kg	1250	1220	98	70-130	
Dichlorodifluoromethane	ug/kg	1250	1140	92	45-156	
Diisopropyl ether	ug/kg	1250	1020	81	70-130	
Ethylbenzene	ug/kg	1250	1280	103	70-130	
Hexachloro-1,3-butadiene	ug/kg	1250	1350	108	66-130	
Isopropylbenzene (Cumene)	ug/kg	1250	1220	98	70-130	
m&p-Xylene	ug/kg	2500	2370	95	70-130	
Methyl-tert-butyl ether	ug/kg	1250	1060	85	70-130	
Methylene Chloride	ug/kg	1250	1130	90	65-130	
n-Butylbenzene	ug/kg	1250	1310	105	67-130	
n-Propylbenzene	ug/kg	1250	1290	103	70-130	
Naphthalene	ug/kg	1250	1200	96	70-130	
o-Xylene	ug/kg	1250	1210	97	70-130	
p-Isopropyltoluene	ug/kg	1250	1290	103	67-130	
sec-Butylbenzene	ug/kg	1250	1290	103	69-130	
Styrene	ug/kg	1250	1210	97	70-130	

Results presented on this page are in the units indicated by the "Units" column except where an alternate unit is presented to the right of the result.

REPORT OF LABORATORY ANALYSIS

This report shall not be reproduced, except in full,
without the written consent of Pace Analytical Services, LLC.

Pace Analytical Services, LLC
9800 Kincey Ave. Suite 100
Huntersville, NC 28078
(704)875-9092

QUALITY CONTROL DATA

Project: CPC Huntersville/2020-L1-2448
Pace Project No.: 92548983

LABORATORY CONTROL SAMPLE: 3329467

Parameter	Units	Spike Conc.	LCS Result	LCS % Rec	% Rec Limits	Qualifiers
tert-Butylbenzene	ug/kg	1250	1210	97	67-130	
Tetrachloroethene	ug/kg	1250	1150	92	70-130	
Toluene	ug/kg	1250	1130	90	70-130	
trans-1,2-Dichloroethene	ug/kg	1250	1140	91	70-130	
trans-1,3-Dichloropropene	ug/kg	1250	1130	91	68-130	
Trichloroethene	ug/kg	1250	1200	96	70-130	
Trichlorofluoromethane	ug/kg	1250	1080	86	70-130	
Vinyl acetate	ug/kg	2500	2290	92	70-130	
Vinyl chloride	ug/kg	1250	1140	91	61-130	
Xylene (Total)	ug/kg	3750	3590	96	70-130	
1,2-Dichloroethane-d4 (S)	%			87	70-130	
4-Bromofluorobenzene (S)	%			94	69-134	
Toluene-d8 (S)	%			98	70-130	

MATRIX SPIKE & MATRIX SPIKE DUPLICATE: 3329468 3329469

Parameter	Units	92548983003 Result	MS Spike Conc.	MSD Spike Conc.	MS Result	MSD Result	MS % Rec	MSD % Rec	% Rec Limits	RPD	Max RPD	Qual
1,1,1,2-Tetrachloroethane	ug/kg	1430J	176000	176000	177000	175000	100	98	70-131	1	30	
1,1,1-Trichloroethane	ug/kg	923J	176000	176000	159000	155000	90	87	65-133	3	30	
1,1,2,2-Tetrachloroethane	ug/kg	ND	176000	176000	163000	158000	93	90	66-130	3	30	
1,1,2-Trichloroethane	ug/kg	ND	176000	176000	161000	156000	91	89	66-133	3	30	
1,1-Dichloroethane	ug/kg	ND	176000	176000	178000	173000	101	98	65-130	3	30	
1,1-Dichloroethene	ug/kg	1100J	176000	176000	183000	175000	104	99	10-158	5	30	
1,1-Dichloropropene	ug/kg	ND	176000	176000	173000	169000	98	96	68-133	2	30	
1,2,3-Trichlorobenzene	ug/kg	ND	176000	176000	184000	172000	105	98	27-138	7	30	
1,2,3-Trichloropropane	ug/kg	ND	176000	176000	164000	161000	93	91	67-130	2	30	
1,2,4-Trichlorobenzene	ug/kg	ND	176000	176000	188000	177000	107	101	51-134	6	30	
1,2,4-Trimethylbenzene	ug/kg	348000	176000	176000	541000	519000	109	97	63-136	4	30	
1,2-Dibromo-3-chloropropane	ug/kg	ND	176000	176000	172000	171000	98	97	32-130	1	30	
1,2-Dibromoethane (EDB)	ug/kg	ND	176000	176000	175000	172000	100	98	70-130	2	30	
1,2-Dichlorobenzene	ug/kg	ND	176000	176000	189000	180000	107	102	69-130	5	30	
1,2-Dichloroethane	ug/kg	ND	176000	176000	154000	150000	87	85	59-130	2	30	
1,2-Dichloropropane	ug/kg	ND	176000	176000	179000	173000	102	98	70-130	3	30	
1,3,5-Trimethylbenzene	ug/kg	98500	176000	176000	291000	278000	109	102	65-137	5	30	
1,3-Dichlorobenzene	ug/kg	1900	176000	176000	192000	176000	108	99	70-130	9	30	
1,3-Dichloropropane	ug/kg	ND	176000	176000	177000	174000	101	99	70-130	2	30	
1,4-Dichlorobenzene	ug/kg	ND	176000	176000	187000	182000	106	104	68-130	2	30	
2,2-Dichloropropane	ug/kg	ND	176000	176000	140000	137000	80	78	32-130	3	30	
2-Butanone (MEK)	ug/kg	ND	352000	352000	331000	317000	94	90	10-136	4	30	
2-Chlorotoluene	ug/kg	ND	176000	176000	205000	196000	117	111	69-141	5	30	
2-Hexanone	ug/kg	ND	352000	352000	325000	320000	92	91	10-144	1	30	
4-Chlorotoluene	ug/kg	ND	176000	176000	187000	177000	106	101	70-132	5	30	
4-Methyl-2-pentanone (MIBK)	ug/kg	ND	352000	352000	319000	310000	91	88	25-143	3	30	

Results presented on this page are in the units indicated by the "Units" column except where an alternate unit is presented to the right of the result.

REPORT OF LABORATORY ANALYSIS

This report shall not be reproduced, except in full,
without the written consent of Pace Analytical Services, LLC.

Pace Analytical Services, LLC
9800 Kincey Ave. Suite 100
Huntersville, NC 28078
(704)875-9092

QUALITY CONTROL DATA

Project: CPC Huntersville/2020-L1-2448
Pace Project No.: 92548983

MATRIX SPIKE & MATRIX SPIKE DUPLICATE: 3329468 3329469

Parameter	Units	92548983003 Result	MS Spike Conc.	MSD Spike Conc.	MS Result	MSD Result	MS % Rec	MSD % Rec	% Rec Limits	RPD	Max RPD	Qual
Acetone	ug/kg	ND	352000	352000	350000	338000	99	96	10-130	4	30	
Benzene	ug/kg	105000	176000	176000	284000	279000	102	99	67-130	2	30	
Bromobenzene	ug/kg	ND	176000	176000	197000	192000	112	109	70-130	3	30	
Bromochloromethane	ug/kg	ND	176000	176000	181000	175000	103	100	69-134	3	30	
Bromodichloromethane	ug/kg	ND	176000	176000	151000	148000	86	84	64-130	2	30	
Bromoform	ug/kg	ND	176000	176000	156000	156000	89	89	62-130	0	30	
Bromomethane	ug/kg	ND	176000	176000	216000	198000	123	112	20-176	9	30	IK
Carbon tetrachloride	ug/kg	ND	176000	176000	171000	170000	97	97	65-140	1	30	
Chlorobenzene	ug/kg	ND	176000	176000	190000	186000	108	106	70-130	2	30	
Chloroethane	ug/kg	ND	176000	176000	200000	189000	114	107	10-130	6	30	
Chloroform	ug/kg	ND	176000	176000	184000	180000	105	103	63-130	2	30	
Chloromethane	ug/kg	ND	176000	176000	177000	167000	101	95	58-130	6	30	
cis-1,2-Dichloroethene	ug/kg	1970	176000	176000	170000	165000	95	93	66-130	3	30	
cis-1,3-Dichloropropene	ug/kg	ND	176000	176000	164000	162000	93	92	67-130	1	30	
Dibromochloromethane	ug/kg	ND	176000	176000	166000	166000	94	94	67-130	0	30	
Dibromomethane	ug/kg	ND	176000	176000	177000	173000	100	98	63-131	2	30	
Dichlorodifluoromethane	ug/kg	ND	176000	176000	185000	174000	105	99	44-180	6	30	
Diisopropyl ether	ug/kg	4940	176000	176000	157000	153000	86	84	63-130	2	30	
Ethylbenzene	ug/kg	260000	176000	176000	464000	453000	116	110	66-130	2	30	
Hexachloro-1,3-butadiene	ug/kg	ND	176000	176000	195000	184000	111	104	64-150	6	30	
Isopropylbenzene (Cumene)	ug/kg	18600	176000	176000	205000	199000	106	102	69-135	3	30	
m&p-Xylene	ug/kg	923000	352000	352000	1290000	1270000	104	98	60-133	2	30	
Methyl-tert-butyl ether	ug/kg	ND	176000	176000	158000	154000	90	87	65-130	3	30	
Methylene Chloride	ug/kg	107000	176000	176000	282000	257000	99	85	61-130	9	30	
n-Butylbenzene	ug/kg	17900	176000	176000	241000	204000	127	106	65-140	17	30	
n-Propylbenzene	ug/kg	64500	176000	176000	250000	253000	105	107	67-140	1	30	
Naphthalene	ug/kg	42300	176000	176000	217000	210000	99	95	15-145	4	30	
o-Xylene	ug/kg	379000	176000	176000	567000	560000	107	103	66-133	1	30	
p-Isopropyltoluene	ug/kg	16100	176000	176000	209000	196000	110	102	56-147	7	30	
sec-Butylbenzene	ug/kg	ND	176000	176000	201000	190000	114	108	65-139	5	30	
Styrene	ug/kg	ND	176000	176000	191000	187000	109	106	70-132	2	30	
tert-Butylbenzene	ug/kg	ND	176000	176000	181000	175000	103	100	62-135	3	30	
Tetrachloroethene	ug/kg	1330J	176000	176000	177000	172000	100	97	70-135	3	30	
Toluene	ug/kg	985000	176000	176000	1170000	1150000	104	94	67-130	2	30	
trans-1,2-Dichloroethene	ug/kg	1720J	176000	176000	179000	174000	101	98	69-130	3	30	
trans-1,3-Dichloropropene	ug/kg	ND	176000	176000	157000	155000	89	88	62-130	1	30	
Trichloroethene	ug/kg	1610J	176000	176000	187000	181000	105	102	70-135	3	30	
Trichlorofluoromethane	ug/kg	ND	176000	176000	172000	166000	98	94	10-130	3	30	
Vinyl acetate	ug/kg	1840J	352000	352000	335000	325000	95	92	53-130	3	30	
Vinyl chloride	ug/kg	ND	176000	176000	188000	180000	107	102	61-148	4	30	
Xylene (Total)	ug/kg	1300000	528000	528000	1860000	1830000	105	99	63-132	2	30	
1,2-Dichloroethane-d4 (S)	%						95	94	70-130			
4-Bromofluorobenzene (S)	%						94	95	69-134			
Toluene-d8 (S)	%						98	98	70-130			

Results presented on this page are in the units indicated by the "Units" column except where an alternate unit is presented to the right of the result.

REPORT OF LABORATORY ANALYSIS

This report shall not be reproduced, except in full,
without the written consent of Pace Analytical Services, LLC.

Pace Analytical Services, LLC
9800 Kincey Ave. Suite 100
Huntersville, NC 28078
(704)875-9092

QUALITY CONTROL DATA

Project: CPC Huntersville/2020-L1-2448
Pace Project No.: 92548983

QC Batch: 633058
QC Batch Method: SW-846
Analysis Method: SW-846
Analysis Description: Dry Weight/Percent Moisture
Laboratory: Pace Analytical Services - Charlotte
Associated Lab Samples: 92548983001, 92548983002, 92548983003, 92548983004, 92548983005, 92548983006, 92548983007, 92548983008, 92548983009

SAMPLE DUPLICATE: 3325224

Parameter	Units	92548820001 Result	Dup Result	RPD	Max RPD	Qualifiers
Percent Moisture	%	45.4	43.7	4	25	N2

SAMPLE DUPLICATE: 3325225

Parameter	Units	92548986007 Result	Dup Result	RPD	Max RPD	Qualifiers
Percent Moisture	%	16.2	15.8	2	25	N2

Results presented on this page are in the units indicated by the "Units" column except where an alternate unit is presented to the right of the result.

REPORT OF LABORATORY ANALYSIS

This report shall not be reproduced, except in full,
without the written consent of Pace Analytical Services, LLC.

Pace Analytical Services, LLC
9800 Kincey Ave. Suite 100
Huntersville, NC 28078
(704)875-9092

QUALIFIERS

Project: CPC Huntersville/2020-L1-2448
Pace Project No.: 92548983

DEFINITIONS

DF - Dilution Factor, if reported, represents the factor applied to the reported data due to dilution of the sample aliquot.

ND - Not Detected at or above adjusted reporting limit.

TNTC - Too Numerous To Count

J - Estimated concentration above the adjusted method detection limit and below the adjusted reporting limit.

MDL - Adjusted Method Detection Limit.

PQL - Practical Quantitation Limit.

RL - Reporting Limit - The lowest concentration value that meets project requirements for quantitative data with known precision and bias for a specific analyte in a specific matrix.

S - Surrogate

1,2-Diphenylhydrazine decomposes to and cannot be separated from Azobenzene using Method 8270. The result for each analyte is a combined concentration.

Consistent with EPA guidelines, unrounded data are displayed and have been used to calculate % recovery and RPD values.

LCS(D) - Laboratory Control Sample (Duplicate)

MS(D) - Matrix Spike (Duplicate)

DUP - Sample Duplicate

RPD - Relative Percent Difference

NC - Not Calculable.

SG - Silica Gel - Clean-Up

U - Indicates the compound was analyzed for, but not detected.

Acid preservation may not be appropriate for 2 Chloroethylvinyl ether.

A separate vial preserved to a pH of 4-5 is recommended in SW846 Chapter 4 for the analysis of Acrolein and Acrylonitrile by EPA Method 8260.

N-Nitrosodiphenylamine decomposes and cannot be separated from Diphenylamine using Method 8270. The result reported for each analyte is a combined concentration.

Pace Analytical is TNI accredited. Contact your Pace PM for the current list of accredited analytes.

TNI - The NELAC Institute.

ANALYTE QUALIFIERS

D6	The precision between the sample and sample duplicate exceeded laboratory control limits.
IK	The recalculated concentration of the calibration standard(s) did not meet method acceptance criteria; this result should be considered an estimated value.
M1	Matrix spike recovery exceeded QC limits. Batch accepted based on laboratory control sample (LCS) recovery.
N2	The lab does not hold NELAC/TNI accreditation for this parameter but other accreditations/certifications may apply. A complete list of accreditations/certifications is available upon request.
S2	Surrogate recovery outside laboratory control limits due to matrix interferences (confirmed by similar results from sample re-analysis).
v2	The continuing calibration verification was below the method acceptance limit. The analyte was not detected in the associated samples and the sensitivity of the instrument was verified with a reporting limit check standard.
v3	The continuing calibration verification was below the method acceptance limit. Any detection for the analyte in the associated samples may have low bias.

This report shall not be reproduced, except in full,
without the written consent of Pace Analytical Services, LLC.

Pace Analytical Services, LLC
9800 Kincey Ave. Suite 100
Huntersville, NC 28078
(704)875-9092

QUALITY CONTROL DATA CROSS REFERENCE TABLE

Project: CPC Huntersville/2020-L1-2448
Pace Project No.: 92548983

Lab ID	Sample ID	QC Batch Method	QC Batch	Analytical Method	Analytical Batch
92548983001	**AD3 (0-2')**	MADEP VPH	633688	MADEP VPH	633707
92548983002	**AD3 (20-22')**	MADEP VPH	633954	MADEP VPH	634008
92548983003	**AD3 (36-38')**	MADEP VPH	633954	MADEP VPH	634008
92548983004	**AD2 (0-2')**	MADEP VPH	633688	MADEP VPH	633707
92548983005	**AD2 (18-20')**	MADEP VPH	633954	MADEP VPH	634008
92548983006	**AD2 (32-35')**	MADEP VPH	634112	MADEP VPH	634173
92548983007	**AD1 (0-2')**	MADEP VPH	633954	MADEP VPH	634008
92548983008	**AD1 (16-18')**	MADEP VPH	634112	MADEP VPH	634173
92548983009	**AD1 (44-46')**	MADEP VPH	634112	MADEP VPH	634173
92548983001	**AD3 (0-2')**	EPA 5035A/5030B	633293	EPA 8260D	633313
92548983002	**AD3 (20-22')**	EPA 5035A/5030B	633923	EPA 8260D	633935
92548983003	**AD3 (36-38')**	EPA 5035A/5030B	633923	EPA 8260D	633935
92548983004	**AD2 (0-2')**	EPA 5035A/5030B	633293	EPA 8260D	633313
92548983005	**AD2 (18-20')**	EPA 5035A/5030B	633923	EPA 8260D	633935
92548983006	**AD2 (32-35')**	EPA 5035A/5030B	633923	EPA 8260D	633935
92548983007	**AD1 (0-2')**	EPA 5035A/5030B	633360	EPA 8260D	633373
92548983008	**AD1 (16-18')**	EPA 5035A/5030B	633630	EPA 8260D	633641
92548983009	**AD1 (44-46')**	EPA 5035A/5030B	633630	EPA 8260D	633641
92548983001	**AD3 (0-2')**	SW-846	633058		
92548983002	**AD3 (20-22')**	SW-846	633058		
92548983003	**AD3 (36-38')**	SW-846	633058		
92548983004	**AD2 (0-2')**	SW-846	633058		
92548983005	**AD2 (18-20')**	SW-846	633058		
92548983006	**AD2 (32-35')**	SW-846	633058		
92548983007	**AD1 (0-2')**	SW-846	633058		
92548983008	**AD1 (16-18')**	SW-846	633058		
92548983009	**AD1 (44-46')**	SW-846	633058		

This report shall not be reproduced, except in full,
without the written consent of Pace Analytical Services, LLC.

CHAIN-OF-CUSTODY Analytical Request Document

Pace Analytical

Chain-of-Custody is a LEGAL DOCUMENT - Complete all relevent fields

LAB USE ONLY- Affix Workorder/Login Label Here or List Pace Workorder Number or MTJL Log-in Number Here

WO# : 92548983

92548983

Company: Apex Companies

Billing Information:

Address: 5900 Northwoods Bus. Pkwy, Ste O

Report To: Andrew Street

Email To: Andrew.Street@apexcos.com

Copy To: tom.naumann@apexcos.com

Site Collection Info/Address: Huntersville - Concord Rd.

Customer Project Name/Number: CPC Huntersville Site

State: NC / County/City: Huntersville Time Zone Collected: [ ] PT [ ] MT [ ] CT [ ] ET

Phone:

Email:

Site/Facility ID #:

Compliance Monitoring? [ ] Yes [ ] No

Collected By (print): Jamie Humphrey

Purchase Order #:

Quote #: 2020-LI-2248

DW PWS ID #:

DW Location Code:

Collected By (signature):

Turnaround Date Required: Standard

Immediately Packed on Ice: [X] Yes [ ] No

Sample Disposal: [X] Dispose as appropriate [ ] Return [ ] Archive: _____ [ ] Hold: _____

Rush: [ ] Same Day [ ] Next Day [ ] 2 Day [ ] 3 Day [ ] 4 Day [ ] 5 Day (Expedite Charges Apply)

Field Filtered (if applicable): [ ] Yes [ ] No

Analysis: _____

* Matrix Codes (Insert in Matrix box below): Drinking Water (DW), Ground Water (GW), Wastewater (WW), Product (P), Soil/Solid (SL), Oil (OL), Wipe (WP), Air (AR), Tissue (TS), Bioassay (B), Vapor (V), Other (OT)

Customer Sample ID	Matrix *	Comp / Grab	Collected (or Composite Start) Date	Collected (or Composite Start) Time	Composite End Date	Composite End Time	Res Cl	# of Ctns	VOCs by 8260D	MADEP VPH										Lab Sample # / Comments
AD3 (0-2')	SL	G	7/9/21	0920				3	X	X										92548983 001
AD3 (20-22')	SL	G	7/9/21	0925				3	X	X										002
AD3 (36-38')	SL	G	7/9/21	0930				3	X	X										003
AD2 (0-2')	SL	G	7/9/21	1015				3	X	X										004
AD2 (18-20')	SL	G	7/9/21	1115				3	X	X										005
AD2 (32-35')	SL	G	7/9/21	1120				3	X	X										006
AD1 (0-2')	SL	G	7/9/21	1400				3	X	X										007
AD1 (16-18')	SL	G	7/9/21	1405				3	X	X										008
AD1 (44-46')	SL	G	7/9/21	1410				3	X	X										009

Container: 6 | V

** Preservative Types: (1) none, (2) HCl, (3) H2SO4, (4) NaOH, (5) Na2S2O3/NaHSO4 Unpreserved, (6) methanol, (7) sodium bisulfate, (8) sodium acetate, (9) sodium thiosulfate, (A) ascorbic acid, (B) ammonium sulfate, (C) ammonium hydroxide, (D) [illegible] Unpreserved, (O) Other _____

Analyses

Lab Profile/Line:

Lab Sample Receipt Checklist:

Custody Seals Present/Intact	Y N	NA
Custody Signatures Present	Y N	NA
Collector Signature Present	Y N	NA
Bottles Intact	Y N	NA
Correct Bottles	Y N	NA
Sufficient Volume	Y N	NA
Samples Received on Ice	Y N	NA
VOA - Headspace Acceptable	Y N	NA
USDA Regulated Soils	Y N	NA
Samples in Holding Time	Y N	NA
Residual Chlorine Present	Y N	NA
Cl Strips:		
Sample pH Acceptable	Y N	NA
pH Strips:		
Sulfide Present	Y N	NA
Lead Acetate Strips:		

LAB USE ONLY:

Customer Remarks / Special Conditions / Possible Hazards:

Type of Ice Used: (Wet) Blue Dry None

Packing Material Used: Sam

Radchem sample(s) screened (<500 cpm): Y N (NA)

SHORT HOLDS PRESENT (<72 hours): Y (N) N/A

Lab Tracking #: 2632971

Samples received via: FEDEX UPS Client Courier (Pace Courier)

Lab Sample Temperature Info:

Temp Blank Received: Y N NA

Therm ID#: IR-92TOC4

Cooler 1 Temp Upon Receipt: 1.8 oC

Cooler 1 Therm Corr. Factor: -0.1 oC

Cooler 1 Corrected Temp: 1.7 oC

Comments:

Trip Blank Received: Y N (NA)

HCL MeOH TSP Other

Non Conformance(s): YES / (NO)

Page: _____ of: _____

Relinquished by/Company: (Signature)	Date/Time:	Received by/Company: (Signature)	Date/Time:
Jamie Humphrey / Apex	7/9/21 1700	Matt T. / Apex	7/9/21 1700
Matt T. / Apex	7/12 1430		7/12 1430
	7/12 1515	PACEHVL	7/12/21 15:15

MTJL LAB USE ONLY

Table #:

Acctnum:

Template:

Prelogin:

PM:

PB:

Pace Analytical

Sample Condition Upon Receipt(SCUR)

Document No.: F-CAR-CS-033-Rev.07

Issuing Authority: Pace Carolinas Quality Office

Project **WO# : 92548983**

PM: AMB Due Date: 07/19/21

CLIENT: 92-APEX MOOR

*Check mark top half of box if pH and/or dechlorination is verified and within the acceptance range for preservation samples.

Exceptions: VOA, Coliform, TOC, Oil and Grease, DRO/8015 (water) DOC, LLHg

**Bottom half of box is to list number of bottles

Item#	BP4U-125 mL Plastic Unpreserved (N/A) (Cl-)	BP3U-250 mL Plastic Unpreserved (N/A)	BP2U-500 mL Plastic Unpreserved (N/A)	BP1U-1 liter Plastic Unpreserved (N/A)	BP4S-125 mL Plastic H2SO4 (pH < 2) (Cl-)	BP3N-250 mL plastic HNO3 (pH < 2)	BP4Z-125 mL Plastic ZN Acetate & NaOH (>9)	BP4C-125 mL Plastic NaOH (pH > 12) (Cl-)	WGFU-Wide-mouthed Glass jar Unpreserved	AG1U-1 liter Amber Unpreserved (N/A) (Cl-)	AG1H-1 liter Amber HCl (pH < 2)	AG3U-250 mL Amber Unpreserved (N/A) (Cl-)	AG1S-1 liter Amber H2SO4 (pH < 2)	AG3S-250 mL Amber H2SO4 (pH < 2)	AG3A(DG3A)-250 mL Amber NH4Cl (N/A)(Cl-)	DG9H-40 mL VOA HCl (N/A)	VG9T-40 mL VOA Na2S2O3 (N/A)	VG9U-40 mL VOA Unp (N/A)	DG9P-40 mL VOA H3PO4 (N/A)	VOAK (6 vials per kit)-5035 kit (N/A)	V/GK (3 vials per kit)-VPH/Gas kit(N/A)	SP5T-125 mL Sterile Plastic (N/A - lab)	SP2T-250 mL Sterile Plastic (N/A - lab)	BP3A-250 mL Plastic (NH2)2SO4 (9.3-9.7)	AG0U-100 mL Amber Unpreserved vials (N/A)	VSGU-20 mL Scintillation vials (N/A)	DG9U-40 mL Amber Unpreserved vials (N/A)
1																						1						
2																						1						
3																						1						
4																						1						
5																						1						
6																						1						
7																						1						
8																												
9																												
10																												
11																												
12																												

pH Adjustment Log for Preserved Samples

Sample ID	Type of Preservative	pH upon receipt	Date preservation adjusted	Time preservation adjusted	Amount of Preservative added	Lot #

Note: Whenever there is a discrepancy affecting North Carolina compliance samples, a copy of this form will be sent to the North Carolina DEHNR Certification Office (i.e. Out of hold, incorrect preservative, out of temp, incorrect containers.

Pace Analytical Services, LLC
9800 Kincey Ave. Suite 100
Huntersville, NC 28078
(704)875-9092

July 19, 2021

Andrew Street
Apex Companies - NC
5900 Northwoods Business Pkwy
Suite 5900-0
Charlotte, NC 28269

RE: Project: CPC Huntersville/2020-L1-2448
Pace Project No.: 92548986

Dear Andrew Street:

Enclosed are the analytical results for sample(s) received by the laboratory on July 12, 2021. The results relate only to the samples included in this report. Results reported herein conform to the applicable TNI/NELAC Standards and the laboratory's Quality Manual, where applicable, unless otherwise noted in the body of the report.

The test results provided in this final report were generated by each of the following laboratories within the Pace Network:

- Pace Analytical Services - Charlotte

If you have any questions concerning this report, please feel free to contact me.

Sincerely,

Angela M. Baioni

Angela Baioni
angela.baioni@pacelabs.com
(704)875-9092
Project Manager

Enclosures

cc: J Culbreath, Colonial Pipeline Company
Naomi Fretz, APEX Companies, LLC
Robert Hughes, Colonial Pipeline
Cameron Lee, Montrose-EPS
Jamie Moran, APEX Companies, LLC
Jeff Morrison, Colonial Pipeline Company
Tom Naumann, APEX Companies - NC
Joe Nicolette, Montrose-EPS
Christopher Schultz, Apex Companies
Matt Teixeira, Apex Companies, LLC
Michael Verdon, Colonial Pipeline Company
JM Wyatt, Colonial Pipeline Company

REPORT OF LABORATORY ANALYSIS

This report shall not be reproduced, except in full,
without the written consent of Pace Analytical Services, LLC.

Pace Analytical Services, LLC
9800 Kincey Ave. Suite 100
Huntersville, NC 28078
(704)875-9092

CERTIFICATIONS

Project: CPC Huntersville/2020-L1-2448
Pace Project No.: 92548986

Pace Analytical Services Charlotte
9800 Kincey Ave. Ste 100, Huntersville, NC 28078
Louisiana/NELAP Certification # LA170028
North Carolina Drinking Water Certification #: 37706
North Carolina Field Services Certification #: 5342
North Carolina Wastewater Certification #: 12
South Carolina Certification #: 99006001
Florida/NELAP Certification #: E87627
Kentucky UST Certification #: 84
Virginia/VELAP Certification #: 460221

This report shall not be reproduced, except in full,
without the written consent of Pace Analytical Services, LLC.

Pace Analytical Services, LLC
9800 Kincey Ave. Suite 100
Huntersville, NC 28078
(704)875-9092

SAMPLE SUMMARY

Project: CPC Huntersville/2020-L1-2448
Pace Project No.: 92548986

Lab ID	Sample ID	Matrix	Date Collected	Date Received
92548986001	**AD1A (0-2')**	Solid	07/10/21 10:00	07/12/21 14:30
92548986002	**AD1A (22-24')**	Solid	07/10/21 10:05	07/12/21 14:30
92548986003	**AD1A (40-42')**	Solid	07/10/21 10:10	07/12/21 14:30
92548986004	**AD5 (0-2')**	Solid	07/10/21 11:35	07/12/21 14:30
92548986005	**AD5 (22-24')**	Solid	07/10/21 11:40	07/12/21 14:30
92548986006	**AD5 (34-36')**	Solid	07/10/21 11:45	07/12/21 14:30
92548986007	**AD6 (0-2')**	Solid	07/10/21 12:30	07/12/21 14:30
92548986008	**AD6 (24-26')**	Solid	07/10/21 12:35	07/12/21 14:30
92548986009	**AD6 (34-36')**	Solid	07/10/21 12:40	07/12/21 14:30
92548986010	**AD7 (0-2')**	Solid	07/10/21 14:30	07/12/21 14:30
92548986011	**AD7 (24-26')**	Solid	07/10/21 14:35	07/12/21 14:30
92548986012	**AD7 (28-30')**	Solid	07/10/21 14:40	07/12/21 14:30
92548986013	**AD8 (0-2')**	Solid	07/10/21 15:30	07/12/21 14:30
92548986014	**AD8 (20-22')**	Solid	07/10/21 15:35	07/12/21 14:30
92548986015	**AD8 (36-38')**	Solid	07/10/21 15:40	07/12/21 14:30

This report shall not be reproduced, except in full,
without the written consent of Pace Analytical Services, LLC.

Pace Analytical Services, LLC
9800 Kincey Ave. Suite 100
Huntersville, NC 28078
(704)875-9092

SAMPLE ANALYTE COUNT

Project: CPC Huntersville/2020-L1-2448
Pace Project No.: 92548986

Lab ID	Sample ID	Method	Analysts	Analytes Reported	Laboratory
92548986001	**AD1A (0-2')**	MADEP VPH	MAD	6	PASI-C
		EPA 8260D	SAS	70	PASI-C
		SW-846	KDF	1	PASI-C
92548986002	**AD1A (22-24')**	MADEP VPH	MAD	6	PASI-C
		EPA 8260D	SAS	70	PASI-C
		SW-846	KDF	1	PASI-C
92548986003	**AD1A (40-42')**	MADEP VPH	MAD	6	PASI-C
		EPA 8260D	SAS	70	PASI-C
		SW-846	KDF	1	PASI-C
92548986004	**AD5 (0-2')**	MADEP VPH	MAD	6	PASI-C
		EPA 8260D	SAS	70	PASI-C
		SW-846	KDF	1	PASI-C
92548986005	**AD5 (22-24')**	MADEP VPH	MAD	6	PASI-C
		EPA 8260D	SAS	70	PASI-C
		SW-846	KDF	1	PASI-C
92548986006	**AD5 (34-36')**	MADEP VPH	MAD	6	PASI-C
		EPA 8260D	SAS	70	PASI-C
		SW-846	KDF	1	PASI-C
92548986007	**AD6 (0-2')**	MADEP VPH	MAD	6	PASI-C
		EPA 8260D	SAS	70	PASI-C
		SW-846	KDF	1	PASI-C
92548986008	**AD6 (24-26')**	MADEP VPH	MAD	6	PASI-C
		EPA 8260D	SAS	70	PASI-C
		SW-846	KDF	1	PASI-C
92548986009	**AD6 (34-36')**	MADEP VPH	MAD	6	PASI-C
		EPA 8260D	SAS	70	PASI-C
		SW-846	KDF	1	PASI-C
92548986010	**AD7 (0-2')**	MADEP VPH	MAD	6	PASI-C
		EPA 8260D	SAS	70	PASI-C
		SW-846	KDF	1	PASI-C
92548986011	**AD7 (24-26')**	MADEP VPH	MAD	6	PASI-C
		EPA 8260D	SAS	70	PASI-C
		SW-846	KDF	1	PASI-C
92548986012	**AD7 (28-30')**	MADEP VPH	MAD	6	PASI-C
		EPA 8260D	SAS	70	PASI-C
		SW-846	KDF	1	PASI-C
92548986013	**AD8 (0-2')**	MADEP VPH	MAD	6	PASI-C

This report shall not be reproduced, except in full,
without the written consent of Pace Analytical Services, LLC.

Pace Analytical Services, LLC
9800 Kincey Ave. Suite 100
Huntersville, NC 28078
(704)875-9092

SAMPLE ANALYTE COUNT

Project: CPC Huntersville/2020-L1-2448
Pace Project No.: 92548986

Lab ID	Sample ID	Method	Analysts	Analytes Reported	Laboratory
		EPA 8260D	SAS	70	PASI-C
		SW-846	KDF	1	PASI-C
92548986014	**AD8 (20-22')**	MADEP VPH	MAD	6	PASI-C
		EPA 8260D	SAS	70	PASI-C
		SW-846	KDF	1	PASI-C
92548986015	**AD8 (36-38')**	MADEP VPH	MAD	6	PASI-C
		EPA 8260D	SAS	70	PASI-C
		SW-846	KDF	1	PASI-C

PASI-C = Pace Analytical Services - Charlotte

This report shall not be reproduced, except in full,
without the written consent of Pace Analytical Services, LLC.

Pace Analytical Services, LLC
9800 Kincey Ave. Suite 100
Huntersville, NC 28078
(704)875-9092

ANALYTICAL RESULTS

Project: CPC Huntersville/2020-L1-2448
Pace Project No.: 92548986

Sample: AD1A (0-2') **Lab ID: 92548986001** Collected: 07/10/21 10:00 Received: 07/12/21 14:30 Matrix: Solid

Results reported on a "dry weight" basis and are adjusted for percent moisture, sample size and any dilutions.

Parameters	Results	Units	Report Limit	MDL	DF	Prepared	Analyzed	CAS No.	Qual
VPH NC Soil	Analytical Method: MADEP VPH Preparation Method: MADEP VPH Pace Analytical Services - Charlotte								
Total VPH (C5-C12)	**13.8**	mg/kg	3.4	3.4	1	07/16/21 12:52	07/17/21 00:20		N2
Aliphatic (C05-C08)	**11.9**	mg/kg	3.4	3.4	1	07/16/21 12:52	07/17/21 00:20		N2
Aliphatic(C09-C12) Adjusted	ND	mg/kg	3.4	3.4	1	07/16/21 12:52	07/17/21 00:20		N2
Aromatic (C09-C10)	ND	mg/kg	3.4	3.4	1	07/16/21 12:52	07/17/21 00:20		N2
Surrogates									
4-Bromofluorobenzene (FID) (S)	102	%	70-130		1	07/16/21 12:52	07/17/21 00:20	460-00-4	
4-Bromofluorobenzene (PID) (S)	88	%	70-130		1	07/16/21 12:52	07/17/21 00:20	460-00-4	
8260D/5035A/5030B Volatiles	Analytical Method: EPA 8260D Preparation Method: EPA 5035A/5030B Pace Analytical Services - Charlotte								
Acetone	ND	ug/kg	137	43.9	1	07/14/21 12:50	07/15/21 01:43	67-64-1	
Benzene	ND	ug/kg	6.8	2.7	1	07/14/21 12:50	07/15/21 01:43	71-43-2	
Bromobenzene	ND	ug/kg	6.8	2.2	1	07/14/21 12:50	07/15/21 01:43	108-86-1	
Bromochloromethane	ND	ug/kg	6.8	2.0	1	07/14/21 12:50	07/15/21 01:43	74-97-5	
Bromodichloromethane	ND	ug/kg	6.8	2.6	1	07/14/21 12:50	07/15/21 01:43	75-27-4	
Bromoform	ND	ug/kg	6.8	2.4	1	07/14/21 12:50	07/15/21 01:43	75-25-2	
Bromomethane	ND	ug/kg	13.7	10.8	1	07/14/21 12:50	07/15/21 01:43	74-83-9	IK
2-Butanone (MEK)	ND	ug/kg	137	32.8	1	07/14/21 12:50	07/15/21 01:43	78-93-3	
n-Butylbenzene	ND	ug/kg	6.8	3.2	1	07/14/21 12:50	07/15/21 01:43	104-51-8	
sec-Butylbenzene	ND	ug/kg	6.8	3.0	1	07/14/21 12:50	07/15/21 01:43	135-98-8	
tert-Butylbenzene	ND	ug/kg	6.8	2.4	1	07/14/21 12:50	07/15/21 01:43	98-06-6	
Carbon tetrachloride	ND	ug/kg	6.8	2.6	1	07/14/21 12:50	07/15/21 01:43	56-23-5	
Chlorobenzene	ND	ug/kg	6.8	1.3	1	07/14/21 12:50	07/15/21 01:43	108-90-7	
Chloroethane	ND	ug/kg	13.7	5.3	1	07/14/21 12:50	07/15/21 01:43	75-00-3	
Chloroform	ND	ug/kg	6.8	4.2	1	07/14/21 12:50	07/15/21 01:43	67-66-3	
Chloromethane	ND	ug/kg	13.7	5.7	1	07/14/21 12:50	07/15/21 01:43	74-87-3	
2-Chlorotoluene	ND	ug/kg	6.8	2.4	1	07/14/21 12:50	07/15/21 01:43	95-49-8	
4-Chlorotoluene	ND	ug/kg	6.8	1.2	1	07/14/21 12:50	07/15/21 01:43	106-43-4	
1,2-Dibromo-3-chloropropane	ND	ug/kg	6.8	2.7	1	07/14/21 12:50	07/15/21 01:43	96-12-8	
Dibromochloromethane	ND	ug/kg	6.8	3.8	1	07/14/21 12:50	07/15/21 01:43	124-48-1	
1,2-Dibromoethane (EDB)	ND	ug/kg	6.8	3.0	1	07/14/21 12:50	07/15/21 01:43	106-93-4	
Dibromomethane	ND	ug/kg	6.8	1.5	1	07/14/21 12:50	07/15/21 01:43	74-95-3	
1,2-Dichlorobenzene	ND	ug/kg	6.8	2.5	1	07/14/21 12:50	07/15/21 01:43	95-50-1	
1,3-Dichlorobenzene	ND	ug/kg	6.8	2.1	1	07/14/21 12:50	07/15/21 01:43	541-73-1	
1,4-Dichlorobenzene	ND	ug/kg	6.8	1.8	1	07/14/21 12:50	07/15/21 01:43	106-46-7	
Dichlorodifluoromethane	ND	ug/kg	13.7	3.0	1	07/14/21 12:50	07/15/21 01:43	75-71-8	
1,1-Dichloroethane	ND	ug/kg	6.8	2.8	1	07/14/21 12:50	07/15/21 01:43	75-34-3	
1,2-Dichloroethane	ND	ug/kg	6.8	4.5	1	07/14/21 12:50	07/15/21 01:43	107-06-2	
1,1-Dichloroethene	ND	ug/kg	6.8	2.8	1	07/14/21 12:50	07/15/21 01:43	75-35-4	
cis-1,2-Dichloroethene	ND	ug/kg	6.8	2.3	1	07/14/21 12:50	07/15/21 01:43	156-59-2	
trans-1,2-Dichloroethene	ND	ug/kg	6.8	2.4	1	07/14/21 12:50	07/15/21 01:43	156-60-5	
1,2-Dichloropropane	ND	ug/kg	6.8	2.1	1	07/14/21 12:50	07/15/21 01:43	78-87-5	
1,3-Dichloropropane	ND	ug/kg	6.8	2.1	1	07/14/21 12:50	07/15/21 01:43	142-28-9	
2,2-Dichloropropane	ND	ug/kg	6.8	2.2	1	07/14/21 12:50	07/15/21 01:43	594-20-7	v2

REPORT OF LABORATORY ANALYSIS

This report shall not be reproduced, except in full,
without the written consent of Pace Analytical Services, LLC.

Pace Analytical Services, LLC
9800 Kincey Ave. Suite 100
Huntersville, NC 28078
(704)875-9092

ANALYTICAL RESULTS

Project: CPC Huntersville/2020-L1-2448
Pace Project No.: 92548986

Sample: AD1A (0-2') **Lab ID: 92548986001** Collected: 07/10/21 10:00 Received: 07/12/21 14:30 Matrix: Solid

Results reported on a "dry weight" basis and are adjusted for percent moisture, sample size and any dilutions.

Parameters	Results	Units	Report Limit	MDL	DF	Prepared	Analyzed	CAS No.	Qual
8260D/5035A/5030B Volatiles	Analytical Method: EPA 8260D Preparation Method: EPA 5035A/5030B Pace Analytical Services - Charlotte								
1,1-Dichloropropene	ND	ug/kg	6.8	3.3	1	07/14/21 12:50	07/15/21 01:43	563-58-6	
cis-1,3-Dichloropropene	ND	ug/kg	6.8	1.9	1	07/14/21 12:50	07/15/21 01:43	10061-01-5	
trans-1,3-Dichloropropene	ND	ug/kg	6.8	2.4	1	07/14/21 12:50	07/15/21 01:43	10061-02-6	
Diisopropyl ether	ND	ug/kg	6.8	1.8	1	07/14/21 12:50	07/15/21 01:43	108-20-3	
Ethylbenzene	ND	ug/kg	6.8	3.2	1	07/14/21 12:50	07/15/21 01:43	100-41-4	
Hexachloro-1,3-butadiene	ND	ug/kg	13.7	11.2	1	07/14/21 12:50	07/15/21 01:43	87-68-3	
2-Hexanone	ND	ug/kg	68.4	6.6	1	07/14/21 12:50	07/15/21 01:43	591-78-6	
Isopropylbenzene (Cumene)	ND	ug/kg	6.8	2.3	1	07/14/21 12:50	07/15/21 01:43	98-82-8	
p-Isopropyltoluene	ND	ug/kg	6.8	3.4	1	07/14/21 12:50	07/15/21 01:43	99-87-6	
Methylene Chloride	ND	ug/kg	27.4	18.7	1	07/14/21 12:50	07/15/21 01:43	75-09-2	
4-Methyl-2-pentanone (MIBK)	ND	ug/kg	68.4	6.6	1	07/14/21 12:50	07/15/21 01:43	108-10-1	
Methyl-tert-butyl ether	ND	ug/kg	6.8	2.6	1	07/14/21 12:50	07/15/21 01:43	1634-04-4	
Naphthalene	ND	ug/kg	6.8	3.6	1	07/14/21 12:50	07/15/21 01:43	91-20-3	
n-Propylbenzene	ND	ug/kg	6.8	2.4	1	07/14/21 12:50	07/15/21 01:43	103-65-1	
Styrene	ND	ug/kg	6.8	1.8	1	07/14/21 12:50	07/15/21 01:43	100-42-5	
1,1,1,2-Tetrachloroethane	ND	ug/kg	6.8	2.6	1	07/14/21 12:50	07/15/21 01:43	630-20-6	
1,1,2,2-Tetrachloroethane	ND	ug/kg	6.8	1.8	1	07/14/21 12:50	07/15/21 01:43	79-34-5	
Tetrachloroethene	ND	ug/kg	6.8	2.2	1	07/14/21 12:50	07/15/21 01:43	127-18-4	
Toluene	**9.2**	ug/kg	6.8	1.9	1	07/14/21 12:50	07/15/21 01:43	108-88-3	
1,2,3-Trichlorobenzene	ND	ug/kg	6.8	5.5	1	07/14/21 12:50	07/15/21 01:43	87-61-6	
1,2,4-Trichlorobenzene	ND	ug/kg	6.8	5.7	1	07/14/21 12:50	07/15/21 01:43	120-82-1	
1,1,1-Trichloroethane	ND	ug/kg	6.8	3.6	1	07/14/21 12:50	07/15/21 01:43	71-55-6	
1,1,2-Trichloroethane	ND	ug/kg	6.8	2.3	1	07/14/21 12:50	07/15/21 01:43	79-00-5	
Trichloroethene	ND	ug/kg	6.8	1.8	1	07/14/21 12:50	07/15/21 01:43	79-01-6	
Trichlorofluoromethane	ND	ug/kg	6.8	3.8	1	07/14/21 12:50	07/15/21 01:43	75-69-4	
1,2,3-Trichloropropane	ND	ug/kg	6.8	3.5	1	07/14/21 12:50	07/15/21 01:43	96-18-4	
1,2,4-Trimethylbenzene	**12.9**	ug/kg	6.8	1.9	1	07/14/21 12:50	07/15/21 01:43	95-63-6	
1,3,5-Trimethylbenzene	ND	ug/kg	6.8	2.3	1	07/14/21 12:50	07/15/21 01:43	108-67-8	
Vinyl acetate	ND	ug/kg	68.4	5.0	1	07/14/21 12:50	07/15/21 01:43	108-05-4	
Vinyl chloride	ND	ug/kg	13.7	3.5	1	07/14/21 12:50	07/15/21 01:43	75-01-4	
Xylene (Total)	ND	ug/kg	13.7	3.9	1	07/14/21 12:50	07/15/21 01:43	1330-20-7	
m&p-Xylene	ND	ug/kg	13.7	4.7	1	07/14/21 12:50	07/15/21 01:43	179601-23-1	
o-Xylene	ND	ug/kg	6.8	3.0	1	07/14/21 12:50	07/15/21 01:43	95-47-6	
Surrogates									
Toluene-d8 (S)	100	%	70-130		1	07/14/21 12:50	07/15/21 01:43	2037-26-5	
4-Bromofluorobenzene (S)	102	%	69-134		1	07/14/21 12:50	07/15/21 01:43	460-00-4	
1,2-Dichloroethane-d4 (S)	99	%	70-130		1	07/14/21 12:50	07/15/21 01:43	17060-07-0	
Percent Moisture	Analytical Method: SW-846 Pace Analytical Services - Charlotte								
Percent Moisture	**19.6**	%	0.10	0.10	1		07/13/21 13:36		N2

REPORT OF LABORATORY ANALYSIS

This report shall not be reproduced, except in full,
without the written consent of Pace Analytical Services, LLC.

Pace Analytical Services, LLC
9800 Kincey Ave. Suite 100
Huntersville, NC 28078
(704)875-9092

ANALYTICAL RESULTS

Project: CPC Huntersville/2020-L1-2448
Pace Project No.: 92548986

Sample: AD1A (22-24') **Lab ID: 92548986002** Collected: 07/10/21 10:05 Received: 07/12/21 14:30 Matrix: Solid

Results reported on a "dry weight" basis and are adjusted for percent moisture, sample size and any dilutions.

Parameters	Results	Units	Report Limit	MDL	DF	Prepared	Analyzed	CAS No.	Qual
VPH NC Soil	Analytical Method: MADEP VPH Preparation Method: MADEP VPH Pace Analytical Services - Charlotte								
Total VPH (C5-C12)	**5450**	mg/kg	33.2	33.2	10	07/17/21 11:56	07/18/21 09:36		N2
Aliphatic (C05-C08)	**2970**	mg/kg	33.2	33.2	10	07/17/21 11:56	07/18/21 09:36		N2
Aliphatic(C09-C12) Adjusted	**1750**	mg/kg	33.2	33.2	10	07/17/21 11:56	07/18/21 09:36		N2
Aromatic (C09-C10)	**724**	mg/kg	33.2	33.2	10	07/17/21 11:56	07/18/21 09:36		N2
Surrogates									
4-Bromofluorobenzene (FID) (S)	149	%	70-130		10	07/17/21 11:56	07/18/21 09:36	460-00-4	S2
4-Bromofluorobenzene (PID) (S)	86	%	70-130		10	07/17/21 11:56	07/18/21 09:36	460-00-4	
8260D/5035A/5030B Volatiles	Analytical Method: EPA 8260D Preparation Method: EPA 5035A/5030B Pace Analytical Services - Charlotte								
Acetone	ND	ug/kg	3060	983	25	07/15/21 11:58	07/15/21 15:14	67-64-1	
Benzene	**1890**	ug/kg	153	60.9	25	07/15/21 11:58	07/15/21 15:14	71-43-2	
Bromobenzene	ND	ug/kg	153	49.9	25	07/15/21 11:58	07/15/21 15:14	108-86-1	
Bromochloromethane	ND	ug/kg	153	45.3	25	07/15/21 11:58	07/15/21 15:14	74-97-5	
Bromodichloromethane	ND	ug/kg	153	59.1	25	07/15/21 11:58	07/15/21 15:14	75-27-4	
Bromoform	ND	ug/kg	153	53.9	25	07/15/21 11:58	07/15/21 15:14	75-25-2	
Bromomethane	ND	ug/kg	306	242	25	07/15/21 11:58	07/15/21 15:14	74-83-9	IK
2-Butanone (MEK)	ND	ug/kg	3060	735	25	07/15/21 11:58	07/15/21 15:14	78-93-3	
n-Butylbenzene	**4870**	ug/kg	153	72.2	25	07/15/21 11:58	07/15/21 15:14	104-51-8	
sec-Butylbenzene	ND	ug/kg	153	67.3	25	07/15/21 11:58	07/15/21 15:14	135-98-8	
tert-Butylbenzene	ND	ug/kg	153	54.5	25	07/15/21 11:58	07/15/21 15:14	98-06-6	
Carbon tetrachloride	ND	ug/kg	153	57.2	25	07/15/21 11:58	07/15/21 15:14	56-23-5	
Chlorobenzene	ND	ug/kg	153	29.4	25	07/15/21 11:58	07/15/21 15:14	108-90-7	
Chloroethane	ND	ug/kg	306	118	25	07/15/21 11:58	07/15/21 15:14	75-00-3	
Chloroform	ND	ug/kg	153	93.0	25	07/15/21 11:58	07/15/21 15:14	67-66-3	
Chloromethane	ND	ug/kg	306	129	25	07/15/21 11:58	07/15/21 15:14	74-87-3	
2-Chlorotoluene	ND	ug/kg	153	54.2	25	07/15/21 11:58	07/15/21 15:14	95-49-8	
4-Chlorotoluene	ND	ug/kg	153	27.1	25	07/15/21 11:58	07/15/21 15:14	106-43-4	
1,2-Dibromo-3-chloropropane	ND	ug/kg	153	59.4	25	07/15/21 11:58	07/15/21 15:14	96-12-8	
Dibromochloromethane	ND	ug/kg	153	86.0	25	07/15/21 11:58	07/15/21 15:14	124-48-1	
1,2-Dibromoethane (EDB)	ND	ug/kg	153	67.3	25	07/15/21 11:58	07/15/21 15:14	106-93-4	
Dibromomethane	ND	ug/kg	153	32.8	25	07/15/21 11:58	07/15/21 15:14	74-95-3	
1,2-Dichlorobenzene	ND	ug/kg	153	55.1	25	07/15/21 11:58	07/15/21 15:14	95-50-1	
1,3-Dichlorobenzene	ND	ug/kg	153	47.4	25	07/15/21 11:58	07/15/21 15:14	541-73-1	
1,4-Dichlorobenzene	ND	ug/kg	153	39.8	25	07/15/21 11:58	07/15/21 15:14	106-46-7	
Dichlorodifluoromethane	ND	ug/kg	306	66.4	25	07/15/21 11:58	07/15/21 15:14	75-71-8	
1,1-Dichloroethane	ND	ug/kg	153	63.1	25	07/15/21 11:58	07/15/21 15:14	75-34-3	
1,2-Dichloroethane	ND	ug/kg	153	101	25	07/15/21 11:58	07/15/21 15:14	107-06-2	v2
1,1-Dichloroethene	ND	ug/kg	153	63.1	25	07/15/21 11:58	07/15/21 15:14	75-35-4	
cis-1,2-Dichloroethene	ND	ug/kg	153	52.3	25	07/15/21 11:58	07/15/21 15:14	156-59-2	
trans-1,2-Dichloroethene	ND	ug/kg	153	53.6	25	07/15/21 11:58	07/15/21 15:14	156-60-5	
1,2-Dichloropropane	ND	ug/kg	153	45.9	25	07/15/21 11:58	07/15/21 15:14	78-87-5	
1,3-Dichloropropane	ND	ug/kg	153	47.7	25	07/15/21 11:58	07/15/21 15:14	142-28-9	
2,2-Dichloropropane	ND	ug/kg	153	49.9	25	07/15/21 11:58	07/15/21 15:14	594-20-7	

REPORT OF LABORATORY ANALYSIS

This report shall not be reproduced, except in full,
without the written consent of Pace Analytical Services, LLC.

Pace Analytical Services, LLC
9800 Kincey Ave. Suite 100
Huntersville, NC 28078
(704)875-9092

ANALYTICAL RESULTS

Project: CPC Huntersville/2020-L1-2448
Pace Project No.: 92548986

Sample: AD1A (22-24') **Lab ID: 92548986002** Collected: 07/10/21 10:05 Received: 07/12/21 14:30 Matrix: Solid

Results reported on a "dry weight" basis and are adjusted for percent moisture, sample size and any dilutions.

Parameters	Results	Units	Report Limit	MDL	DF	Prepared	Analyzed	CAS No.	Qual
8260D/5035A/5030B Volatiles	Analytical Method: EPA 8260D Preparation Method: EPA 5035A/5030B Pace Analytical Services - Charlotte								
1,1-Dichloropropene	ND	ug/kg	153	73.5	25	07/15/21 11:58	07/15/21 15:14	563-58-6	
cis-1,3-Dichloropropene	ND	ug/kg	153	41.6	25	07/15/21 11:58	07/15/21 15:14	10061-01-5	
trans-1,3-Dichloropropene	ND	ug/kg	153	52.6	25	07/15/21 11:58	07/15/21 15:14	10061-02-6	
Diisopropyl ether	**99.4J**	ug/kg	153	41.3	25	07/15/21 11:58	07/15/21 15:14	108-20-3	v2
Ethylbenzene	**32900**	ug/kg	153	71.3	25	07/15/21 11:58	07/15/21 15:14	100-41-4	
Hexachloro-1,3-butadiene	ND	ug/kg	306	250	25	07/15/21 11:58	07/15/21 15:14	87-68-3	
2-Hexanone	ND	ug/kg	1530	148	25	07/15/21 11:58	07/15/21 15:14	591-78-6	
Isopropylbenzene (Cumene)	**3690**	ug/kg	153	52.0	25	07/15/21 11:58	07/15/21 15:14	98-82-8	
p-Isopropyltoluene	**4330**	ug/kg	153	75.3	25	07/15/21 11:58	07/15/21 15:14	99-87-6	
Methylene Chloride	ND	ug/kg	612	419	25	07/15/21 11:58	07/15/21 15:14	75-09-2	
4-Methyl-2-pentanone (MIBK)	**3310**	ug/kg	1530	148	25	07/15/21 11:58	07/15/21 15:14	108-10-1	
Methyl-tert-butyl ether	ND	ug/kg	153	57.2	25	07/15/21 11:58	07/15/21 15:14	1634-04-4	
Naphthalene	**12000**	ug/kg	153	80.5	25	07/15/21 11:58	07/15/21 15:14	91-20-3	
n-Propylbenzene	**14400**	ug/kg	153	54.5	25	07/15/21 11:58	07/15/21 15:14	103-65-1	
Styrene	**1470**	ug/kg	153	40.4	25	07/15/21 11:58	07/15/21 15:14	100-42-5	
1,1,1,2-Tetrachloroethane	ND	ug/kg	153	58.8	25	07/15/21 11:58	07/15/21 15:14	630-20-6	
1,1,2,2-Tetrachloroethane	ND	ug/kg	153	40.4	25	07/15/21 11:58	07/15/21 15:14	79-34-5	
Tetrachloroethene	ND	ug/kg	153	48.4	25	07/15/21 11:58	07/15/21 15:14	127-18-4	
Toluene	**56600**	ug/kg	153	43.5	25	07/15/21 11:58	07/15/21 15:14	108-88-3	
1,2,3-Trichlorobenzene	ND	ug/kg	153	124	25	07/15/21 11:58	07/15/21 15:14	87-61-6	
1,2,4-Trichlorobenzene	ND	ug/kg	153	129	25	07/15/21 11:58	07/15/21 15:14	120-82-1	
1,1,1-Trichloroethane	ND	ug/kg	153	79.6	25	07/15/21 11:58	07/15/21 15:14	71-55-6	
1,1,2-Trichloroethane	ND	ug/kg	153	50.8	25	07/15/21 11:58	07/15/21 15:14	79-00-5	
Trichloroethene	ND	ug/kg	153	39.5	25	07/15/21 11:58	07/15/21 15:14	79-01-6	
Trichlorofluoromethane	ND	ug/kg	153	84.2	25	07/15/21 11:58	07/15/21 15:14	75-69-4	
1,2,3-Trichloropropane	ND	ug/kg	153	77.4	25	07/15/21 11:58	07/15/21 15:14	96-18-4	
1,2,4-Trimethylbenzene	**86900**	ug/kg	153	41.9	25	07/15/21 11:58	07/15/21 15:14	95-63-6	
1,3,5-Trimethylbenzene	**25000**	ug/kg	153	51.4	25	07/15/21 11:58	07/15/21 15:14	108-67-8	
Vinyl acetate	ND	ug/kg	1530	111	25	07/15/21 11:58	07/15/21 15:14	108-05-4	
Vinyl chloride	ND	ug/kg	306	77.7	25	07/15/21 11:58	07/15/21 15:14	75-01-4	
Xylene (Total)	**173000**	ug/kg	306	87.2	25	07/15/21 11:58	07/15/21 15:14	1330-20-7	
m&p-Xylene	**119000**	ug/kg	306	105	25	07/15/21 11:58	07/15/21 15:14	179601-23-1	
o-Xylene	**53600**	ug/kg	153	67.6	25	07/15/21 11:58	07/15/21 15:14	95-47-6	
Surrogates									
Toluene-d8 (S)	96	%	70-130		25	07/15/21 11:58	07/15/21 15:14	2037-26-5	
4-Bromofluorobenzene (S)	98	%	69-134		25	07/15/21 11:58	07/15/21 15:14	460-00-4	
1,2-Dichloroethane-d4 (S)	98	%	70-130		25	07/15/21 11:58	07/15/21 15:14	17060-07-0	
Percent Moisture	Analytical Method: SW-846 Pace Analytical Services - Charlotte								
Percent Moisture	**14.4**	%	0.10	0.10	1		07/13/21 13:36		N2

REPORT OF LABORATORY ANALYSIS

This report shall not be reproduced, except in full,
without the written consent of Pace Analytical Services, LLC.

Pace Analytical Services, LLC
9800 Kincey Ave. Suite 100
Huntersville, NC 28078
(704)875-9092

ANALYTICAL RESULTS

Project: CPC Huntersville/2020-L1-2448
Pace Project No.: 92548986

Sample: AD1A (40-42') **Lab ID: 92548986003** Collected: 07/10/21 10:10 Received: 07/12/21 14:30 Matrix: Solid

Results reported on a "dry weight" basis and are adjusted for percent moisture, sample size and any dilutions.

Parameters	Results	Units	Report Limit	MDL	DF	Prepared	Analyzed	CAS No.	Qual
VPH NC Soil	Analytical Method: MADEP VPH Preparation Method: MADEP VPH Pace Analytical Services - Charlotte								
Total VPH (C5-C12)	**73.9**	mg/kg	3.0	3.0	1	07/16/21 12:52	07/17/21 00:49		N2
Aliphatic (C05-C08)	**49.8**	mg/kg	3.0	3.0	1	07/16/21 12:52	07/17/21 00:49		N2
Aliphatic(C09-C12) Adjusted	**18.0**	mg/kg	3.0	3.0	1	07/16/21 12:52	07/17/21 00:49		N2
Aromatic (C09-C10)	**6.1**	mg/kg	3.0	3.0	1	07/16/21 12:52	07/17/21 00:49		N2
Surrogates									
4-Bromofluorobenzene (FID) (S)	103	%	70-130		1	07/16/21 12:52	07/17/21 00:49	460-00-4	
4-Bromofluorobenzene (PID) (S)	91	%	70-130		1	07/16/21 12:52	07/17/21 00:49	460-00-4	
8260D/5035A/5030B Volatiles	Analytical Method: EPA 8260D Preparation Method: EPA 5035A/5030B Pace Analytical Services - Charlotte								
Acetone	ND	ug/kg	130	41.8	1	07/14/21 12:50	07/15/21 02:01	67-64-1	
Benzene	**536**	ug/kg	6.5	2.6	1	07/14/21 12:50	07/15/21 02:01	71-43-2	
Bromobenzene	ND	ug/kg	6.5	2.1	1	07/14/21 12:50	07/15/21 02:01	108-86-1	
Bromochloromethane	ND	ug/kg	6.5	1.9	1	07/14/21 12:50	07/15/21 02:01	74-97-5	
Bromodichloromethane	ND	ug/kg	6.5	2.5	1	07/14/21 12:50	07/15/21 02:01	75-27-4	
Bromoform	ND	ug/kg	6.5	2.3	1	07/14/21 12:50	07/15/21 02:01	75-25-2	
Bromomethane	ND	ug/kg	13.0	10.3	1	07/14/21 12:50	07/15/21 02:01	74-83-9	IK
2-Butanone (MEK)	**182**	ug/kg	130	31.2	1	07/14/21 12:50	07/15/21 02:01	78-93-3	
n-Butylbenzene	ND	ug/kg	6.5	3.1	1	07/14/21 12:50	07/15/21 02:01	104-51-8	
sec-Butylbenzene	ND	ug/kg	6.5	2.9	1	07/14/21 12:50	07/15/21 02:01	135-98-8	
tert-Butylbenzene	ND	ug/kg	6.5	2.3	1	07/14/21 12:50	07/15/21 02:01	98-06-6	
Carbon tetrachloride	ND	ug/kg	6.5	2.4	1	07/14/21 12:50	07/15/21 02:01	56-23-5	
Chlorobenzene	ND	ug/kg	6.5	1.2	1	07/14/21 12:50	07/15/21 02:01	108-90-7	
Chloroethane	ND	ug/kg	13.0	5.0	1	07/14/21 12:50	07/15/21 02:01	75-00-3	
Chloroform	ND	ug/kg	6.5	4.0	1	07/14/21 12:50	07/15/21 02:01	67-66-3	
Chloromethane	ND	ug/kg	13.0	5.5	1	07/14/21 12:50	07/15/21 02:01	74-87-3	
2-Chlorotoluene	ND	ug/kg	6.5	2.3	1	07/14/21 12:50	07/15/21 02:01	95-49-8	
4-Chlorotoluene	ND	ug/kg	6.5	1.2	1	07/14/21 12:50	07/15/21 02:01	106-43-4	
1,2-Dibromo-3-chloropropane	ND	ug/kg	6.5	2.5	1	07/14/21 12:50	07/15/21 02:01	96-12-8	
Dibromochloromethane	ND	ug/kg	6.5	3.7	1	07/14/21 12:50	07/15/21 02:01	124-48-1	
1,2-Dibromoethane (EDB)	ND	ug/kg	6.5	2.9	1	07/14/21 12:50	07/15/21 02:01	106-93-4	
Dibromomethane	ND	ug/kg	6.5	1.4	1	07/14/21 12:50	07/15/21 02:01	74-95-3	
1,2-Dichlorobenzene	ND	ug/kg	6.5	2.3	1	07/14/21 12:50	07/15/21 02:01	95-50-1	
1,3-Dichlorobenzene	ND	ug/kg	6.5	2.0	1	07/14/21 12:50	07/15/21 02:01	541-73-1	
1,4-Dichlorobenzene	ND	ug/kg	6.5	1.7	1	07/14/21 12:50	07/15/21 02:01	106-46-7	
Dichlorodifluoromethane	ND	ug/kg	13.0	2.8	1	07/14/21 12:50	07/15/21 02:01	75-71-8	
1,1-Dichloroethane	ND	ug/kg	6.5	2.7	1	07/14/21 12:50	07/15/21 02:01	75-34-3	
1,2-Dichloroethane	ND	ug/kg	6.5	4.3	1	07/14/21 12:50	07/15/21 02:01	107-06-2	
1,1-Dichloroethene	ND	ug/kg	6.5	2.7	1	07/14/21 12:50	07/15/21 02:01	75-35-4	
cis-1,2-Dichloroethene	ND	ug/kg	6.5	2.2	1	07/14/21 12:50	07/15/21 02:01	156-59-2	
trans-1,2-Dichloroethene	ND	ug/kg	6.5	2.3	1	07/14/21 12:50	07/15/21 02:01	156-60-5	
1,2-Dichloropropane	ND	ug/kg	6.5	2.0	1	07/14/21 12:50	07/15/21 02:01	78-87-5	
1,3-Dichloropropane	ND	ug/kg	6.5	2.0	1	07/14/21 12:50	07/15/21 02:01	142-28-9	
2,2-Dichloropropane	ND	ug/kg	6.5	2.1	1	07/14/21 12:50	07/15/21 02:01	594-20-7	v2

REPORT OF LABORATORY ANALYSIS

This report shall not be reproduced, except in full,
without the written consent of Pace Analytical Services, LLC.

Pace Analytical Services, LLC
9800 Kincey Ave. Suite 100
Huntersville, NC 28078
(704)875-9092

ANALYTICAL RESULTS

Project: CPC Huntersville/2020-L1-2448
Pace Project No.: 92548986

Sample: AD1A (40-42') **Lab ID: 92548986003** Collected: 07/10/21 10:10 Received: 07/12/21 14:30 Matrix: Solid

Results reported on a "dry weight" basis and are adjusted for percent moisture, sample size and any dilutions.

Parameters	Results	Units	Report Limit	MDL	DF	Prepared	Analyzed	CAS No.	Qual
8260D/5035A/5030B Volatiles	Analytical Method: EPA 8260D Preparation Method: EPA 5035A/5030B Pace Analytical Services - Charlotte								
1,1-Dichloropropene	ND	ug/kg	6.5	3.1	1	07/14/21 12:50	07/15/21 02:01	563-58-6	
cis-1,3-Dichloropropene	ND	ug/kg	6.5	1.8	1	07/14/21 12:50	07/15/21 02:01	10061-01-5	
trans-1,3-Dichloropropene	ND	ug/kg	6.5	2.2	1	07/14/21 12:50	07/15/21 02:01	10061-02-6	
Diisopropyl ether	**140**	ug/kg	6.5	1.8	1	07/14/21 12:50	07/15/21 02:01	108-20-3	
Ethylbenzene	**1210**	ug/kg	6.5	3.0	1	07/14/21 12:50	07/15/21 02:01	100-41-4	
Hexachloro-1,3-butadiene	ND	ug/kg	13.0	10.6	1	07/14/21 12:50	07/15/21 02:01	87-68-3	
2-Hexanone	ND	ug/kg	65.1	6.3	1	07/14/21 12:50	07/15/21 02:01	591-78-6	
Isopropylbenzene (Cumene)	**119**	ug/kg	6.5	2.2	1	07/14/21 12:50	07/15/21 02:01	98-82-8	
p-Isopropyltoluene	**152**	ug/kg	6.5	3.2	1	07/14/21 12:50	07/15/21 02:01	99-87-6	
Methylene Chloride	ND	ug/kg	26.0	17.8	1	07/14/21 12:50	07/15/21 02:01	75-09-2	
4-Methyl-2-pentanone (MIBK)	**67.6**	ug/kg	65.1	6.3	1	07/14/21 12:50	07/15/21 02:01	108-10-1	
Methyl-tert-butyl ether	**40.3**	ug/kg	6.5	2.4	1	07/14/21 12:50	07/15/21 02:01	1634-04-4	
Naphthalene	**572**	ug/kg	6.5	3.4	1	07/14/21 12:50	07/15/21 02:01	91-20-3	
n-Propylbenzene	ND	ug/kg	6.5	2.3	1	07/14/21 12:50	07/15/21 02:01	103-65-1	
Styrene	**54.8**	ug/kg	6.5	1.7	1	07/14/21 12:50	07/15/21 02:01	100-42-5	
1,1,1,2-Tetrachloroethane	ND	ug/kg	6.5	2.5	1	07/14/21 12:50	07/15/21 02:01	630-20-6	
1,1,2,2-Tetrachloroethane	ND	ug/kg	6.5	1.7	1	07/14/21 12:50	07/15/21 02:01	79-34-5	
Tetrachloroethene	ND	ug/kg	6.5	2.1	1	07/14/21 12:50	07/15/21 02:01	127-18-4	
Toluene	**3260**	ug/kg	6.5	1.8	1	07/14/21 12:50	07/15/21 02:01	108-88-3	
1,2,3-Trichlorobenzene	ND	ug/kg	6.5	5.3	1	07/14/21 12:50	07/15/21 02:01	87-61-6	
1,2,4-Trichlorobenzene	ND	ug/kg	6.5	5.5	1	07/14/21 12:50	07/15/21 02:01	120-82-1	
1,1,1-Trichloroethane	ND	ug/kg	6.5	3.4	1	07/14/21 12:50	07/15/21 02:01	71-55-6	
1,1,2-Trichloroethane	ND	ug/kg	6.5	2.2	1	07/14/21 12:50	07/15/21 02:01	79-00-5	
Trichloroethene	ND	ug/kg	6.5	1.7	1	07/14/21 12:50	07/15/21 02:01	79-01-6	
Trichlorofluoromethane	ND	ug/kg	6.5	3.6	1	07/14/21 12:50	07/15/21 02:01	75-69-4	
1,2,3-Trichloropropane	ND	ug/kg	6.5	3.3	1	07/14/21 12:50	07/15/21 02:01	96-18-4	
1,2,4-Trimethylbenzene	**2790**	ug/kg	6.5	1.8	1	07/14/21 12:50	07/15/21 02:01	95-63-6	
1,3,5-Trimethylbenzene	**780**	ug/kg	6.5	2.2	1	07/14/21 12:50	07/15/21 02:01	108-67-8	
Vinyl acetate	ND	ug/kg	65.1	4.7	1	07/14/21 12:50	07/15/21 02:01	108-05-4	
Vinyl chloride	ND	ug/kg	13.0	3.3	1	07/14/21 12:50	07/15/21 02:01	75-01-4	
Xylene (Total)	**6440**	ug/kg	13.0	3.7	1	07/14/21 12:50	07/15/21 02:01	1330-20-7	
m&p-Xylene	**4480**	ug/kg	13.0	4.5	1	07/14/21 12:50	07/15/21 02:01	179601-23-1	
o-Xylene	**1960**	ug/kg	6.5	2.9	1	07/14/21 12:50	07/15/21 02:01	95-47-6	
Surrogates									
Toluene-d8 (S)	98	%	70-130		1	07/14/21 12:50	07/15/21 02:01	2037-26-5	
4-Bromofluorobenzene (S)	96	%	69-134		1	07/14/21 12:50	07/15/21 02:01	460-00-4	
1,2-Dichloroethane-d4 (S)	99	%	70-130		1	07/14/21 12:50	07/15/21 02:01	17060-07-0	
Percent Moisture	Analytical Method: SW-846 Pace Analytical Services - Charlotte								
Percent Moisture	**17.6**	%	0.10	0.10	1		07/13/21 13:36		N2

REPORT OF LABORATORY ANALYSIS

This report shall not be reproduced, except in full,
without the written consent of Pace Analytical Services, LLC.

Pace Analytical Services, LLC
9800 Kincey Ave. Suite 100
Huntersville, NC 28078
(704)875-9092

ANALYTICAL RESULTS

Project: CPC Huntersville/2020-L1-2448
Pace Project No.: 92548986

Sample: AD5 (0-2') **Lab ID: 92548986004** Collected: 07/10/21 11:35 Received: 07/12/21 14:30 Matrix: Solid

Results reported on a "dry weight" basis and are adjusted for percent moisture, sample size and any dilutions.

Parameters	Results	Units	Report Limit	MDL	DF	Prepared	Analyzed	CAS No.	Qual
VPH NC Soil	Analytical Method: MADEP VPH Preparation Method: MADEP VPH Pace Analytical Services - Charlotte								
Total VPH (C5-C12)	ND	mg/kg	3.3	3.3	1	07/16/21 12:52	07/17/21 01:17		N2
Aliphatic (C05-C08)	ND	mg/kg	3.3	3.3	1	07/16/21 12:52	07/17/21 01:17		N2
Aliphatic(C09-C12) Adjusted	ND	mg/kg	3.3	3.3	1	07/16/21 12:52	07/17/21 01:17		N2
Aromatic (C09-C10)	ND	mg/kg	3.3	3.3	1	07/16/21 12:52	07/17/21 01:17		N2
Surrogates									
4-Bromofluorobenzene (FID) (S)	99	%	70-130		1	07/16/21 12:52	07/17/21 01:17	460-00-4	
4-Bromofluorobenzene (PID) (S)	90	%	70-130		1	07/16/21 12:52	07/17/21 01:17	460-00-4	
8260D/5035A/5030B Volatiles	Analytical Method: EPA 8260D Preparation Method: EPA 5035A/5030B Pace Analytical Services - Charlotte								
Acetone	ND	ug/kg	161	51.7	1	07/15/21 11:58	07/15/21 13:42	67-64-1	
Benzene	ND	ug/kg	8.1	3.2	1	07/15/21 11:58	07/15/21 13:42	71-43-2	
Bromobenzene	ND	ug/kg	8.1	2.6	1	07/15/21 11:58	07/15/21 13:42	108-86-1	
Bromochloromethane	ND	ug/kg	8.1	2.4	1	07/15/21 11:58	07/15/21 13:42	74-97-5	
Bromodichloromethane	ND	ug/kg	8.1	3.1	1	07/15/21 11:58	07/15/21 13:42	75-27-4	
Bromoform	ND	ug/kg	8.1	2.8	1	07/15/21 11:58	07/15/21 13:42	75-25-2	
Bromomethane	ND	ug/kg	16.1	12.7	1	07/15/21 11:58	07/15/21 13:42	74-83-9	IK
2-Butanone (MEK)	ND	ug/kg	161	38.7	1	07/15/21 11:58	07/15/21 13:42	78-93-3	
n-Butylbenzene	ND	ug/kg	8.1	3.8	1	07/15/21 11:58	07/15/21 13:42	104-51-8	
sec-Butylbenzene	ND	ug/kg	8.1	3.5	1	07/15/21 11:58	07/15/21 13:42	135-98-8	
tert-Butylbenzene	ND	ug/kg	8.1	2.9	1	07/15/21 11:58	07/15/21 13:42	98-06-6	
Carbon tetrachloride	ND	ug/kg	8.1	3.0	1	07/15/21 11:58	07/15/21 13:42	56-23-5	
Chlorobenzene	ND	ug/kg	8.1	1.5	1	07/15/21 11:58	07/15/21 13:42	108-90-7	
Chloroethane	ND	ug/kg	16.1	6.2	1	07/15/21 11:58	07/15/21 13:42	75-00-3	
Chloroform	ND	ug/kg	8.1	4.9	1	07/15/21 11:58	07/15/21 13:42	67-66-3	
Chloromethane	ND	ug/kg	16.1	6.8	1	07/15/21 11:58	07/15/21 13:42	74-87-3	
2-Chlorotoluene	ND	ug/kg	8.1	2.9	1	07/15/21 11:58	07/15/21 13:42	95-49-8	
4-Chlorotoluene	ND	ug/kg	8.1	1.4	1	07/15/21 11:58	07/15/21 13:42	106-43-4	
1,2-Dibromo-3-chloropropane	ND	ug/kg	8.1	3.1	1	07/15/21 11:58	07/15/21 13:42	96-12-8	
Dibromochloromethane	ND	ug/kg	8.1	4.5	1	07/15/21 11:58	07/15/21 13:42	124-48-1	
1,2-Dibromoethane (EDB)	ND	ug/kg	8.1	3.5	1	07/15/21 11:58	07/15/21 13:42	106-93-4	
Dibromomethane	ND	ug/kg	8.1	1.7	1	07/15/21 11:58	07/15/21 13:42	74-95-3	
1,2-Dichlorobenzene	ND	ug/kg	8.1	2.9	1	07/15/21 11:58	07/15/21 13:42	95-50-1	
1,3-Dichlorobenzene	ND	ug/kg	8.1	2.5	1	07/15/21 11:58	07/15/21 13:42	541-73-1	
1,4-Dichlorobenzene	ND	ug/kg	8.1	2.1	1	07/15/21 11:58	07/15/21 13:42	106-46-7	
Dichlorodifluoromethane	ND	ug/kg	16.1	3.5	1	07/15/21 11:58	07/15/21 13:42	75-71-8	
1,1-Dichloroethane	ND	ug/kg	8.1	3.3	1	07/15/21 11:58	07/15/21 13:42	75-34-3	
1,2-Dichloroethane	ND	ug/kg	8.1	5.3	1	07/15/21 11:58	07/15/21 13:42	107-06-2	v2
1,1-Dichloroethene	ND	ug/kg	8.1	3.3	1	07/15/21 11:58	07/15/21 13:42	75-35-4	
cis-1,2-Dichloroethene	ND	ug/kg	8.1	2.8	1	07/15/21 11:58	07/15/21 13:42	156-59-2	
trans-1,2-Dichloroethene	ND	ug/kg	8.1	2.8	1	07/15/21 11:58	07/15/21 13:42	156-60-5	
1,2-Dichloropropane	ND	ug/kg	8.1	2.4	1	07/15/21 11:58	07/15/21 13:42	78-87-5	
1,3-Dichloropropane	ND	ug/kg	8.1	2.5	1	07/15/21 11:58	07/15/21 13:42	142-28-9	
2,2-Dichloropropane	ND	ug/kg	8.1	2.6	1	07/15/21 11:58	07/15/21 13:42	594-20-7	

REPORT OF LABORATORY ANALYSIS

This report shall not be reproduced, except in full,
without the written consent of Pace Analytical Services, LLC.

Pace Analytical Services, LLC
9800 Kincey Ave. Suite 100
Huntersville, NC 28078
(704)875-9092

ANALYTICAL RESULTS

Project: CPC Huntersville/2020-L1-2448
Pace Project No.: 92548986

Sample: AD5 (0-2') **Lab ID: 92548986004** Collected: 07/10/21 11:35 Received: 07/12/21 14:30 Matrix: Solid

Results reported on a "dry weight" basis and are adjusted for percent moisture, sample size and any dilutions.

Parameters	Results	Units	Report Limit	MDL	DF	Prepared	Analyzed	CAS No.	Qual
8260D/5035A/5030B Volatiles	Analytical Method: EPA 8260D Preparation Method: EPA 5035A/5030B Pace Analytical Services - Charlotte								
1,1-Dichloropropene	ND	ug/kg	8.1	3.9	1	07/15/21 11:58	07/15/21 13:42	563-58-6	
cis-1,3-Dichloropropene	ND	ug/kg	8.1	2.2	1	07/15/21 11:58	07/15/21 13:42	10061-01-5	
trans-1,3-Dichloropropene	ND	ug/kg	8.1	2.8	1	07/15/21 11:58	07/15/21 13:42	10061-02-6	
Diisopropyl ether	ND	ug/kg	8.1	2.2	1	07/15/21 11:58	07/15/21 13:42	108-20-3	v2
Ethylbenzene	ND	ug/kg	8.1	3.8	1	07/15/21 11:58	07/15/21 13:42	100-41-4	
Hexachloro-1,3-butadiene	ND	ug/kg	16.1	13.2	1	07/15/21 11:58	07/15/21 13:42	87-68-3	
2-Hexanone	ND	ug/kg	80.6	7.8	1	07/15/21 11:58	07/15/21 13:42	591-78-6	
Isopropylbenzene (Cumene)	ND	ug/kg	8.1	2.7	1	07/15/21 11:58	07/15/21 13:42	98-82-8	
p-Isopropyltoluene	**91.4**	ug/kg	8.1	4.0	1	07/15/21 11:58	07/15/21 13:42	99-87-6	
Methylene Chloride	ND	ug/kg	32.2	22.1	1	07/15/21 11:58	07/15/21 13:42	75-09-2	
4-Methyl-2-pentanone (MIBK)	ND	ug/kg	80.6	7.8	1	07/15/21 11:58	07/15/21 13:42	108-10-1	
Methyl-tert-butyl ether	ND	ug/kg	8.1	3.0	1	07/15/21 11:58	07/15/21 13:42	1634-04-4	
Naphthalene	**9.7**	ug/kg	8.1	4.2	1	07/15/21 11:58	07/15/21 13:42	91-20-3	
n-Propylbenzene	ND	ug/kg	8.1	2.9	1	07/15/21 11:58	07/15/21 13:42	103-65-1	
Styrene	ND	ug/kg	8.1	2.1	1	07/15/21 11:58	07/15/21 13:42	100-42-5	
1,1,1,2-Tetrachloroethane	ND	ug/kg	8.1	3.1	1	07/15/21 11:58	07/15/21 13:42	630-20-6	
1,1,2,2-Tetrachloroethane	ND	ug/kg	8.1	2.1	1	07/15/21 11:58	07/15/21 13:42	79-34-5	
Tetrachloroethene	ND	ug/kg	8.1	2.5	1	07/15/21 11:58	07/15/21 13:42	127-18-4	
Toluene	**7.8J**	ug/kg	8.1	2.3	1	07/15/21 11:58	07/15/21 13:42	108-88-3	
1,2,3-Trichlorobenzene	ND	ug/kg	8.1	6.5	1	07/15/21 11:58	07/15/21 13:42	87-61-6	
1,2,4-Trichlorobenzene	ND	ug/kg	8.1	6.8	1	07/15/21 11:58	07/15/21 13:42	120-82-1	
1,1,1-Trichloroethane	ND	ug/kg	8.1	4.2	1	07/15/21 11:58	07/15/21 13:42	71-55-6	
1,1,2-Trichloroethane	ND	ug/kg	8.1	2.7	1	07/15/21 11:58	07/15/21 13:42	79-00-5	
Trichloroethene	ND	ug/kg	8.1	2.1	1	07/15/21 11:58	07/15/21 13:42	79-01-6	
Trichlorofluoromethane	ND	ug/kg	8.1	4.4	1	07/15/21 11:58	07/15/21 13:42	75-69-4	
1,2,3-Trichloropropane	ND	ug/kg	8.1	4.1	1	07/15/21 11:58	07/15/21 13:42	96-18-4	
1,2,4-Trimethylbenzene	**23.2**	ug/kg	8.1	2.2	1	07/15/21 11:58	07/15/21 13:42	95-63-6	B,D6
1,3,5-Trimethylbenzene	ND	ug/kg	8.1	2.7	1	07/15/21 11:58	07/15/21 13:42	108-67-8	
Vinyl acetate	ND	ug/kg	80.6	5.9	1	07/15/21 11:58	07/15/21 13:42	108-05-4	
Vinyl chloride	ND	ug/kg	16.1	4.1	1	07/15/21 11:58	07/15/21 13:42	75-01-4	
Xylene (Total)	**19.7**	ug/kg	16.1	4.6	1	07/15/21 11:58	07/15/21 13:42	1330-20-7	
m&p-Xylene	**14.3J**	ug/kg	16.1	5.5	1	07/15/21 11:58	07/15/21 13:42	179601-23-1	
o-Xylene	**5.4J**	ug/kg	8.1	3.6	1	07/15/21 11:58	07/15/21 13:42	95-47-6	
Surrogates									
Toluene-d8 (S)	99	%	70-130		1	07/15/21 11:58	07/15/21 13:42	2037-26-5	
4-Bromofluorobenzene (S)	97	%	69-134		1	07/15/21 11:58	07/15/21 13:42	460-00-4	
1,2-Dichloroethane-d4 (S)	96	%	70-130		1	07/15/21 11:58	07/15/21 13:42	17060-07-0	
Percent Moisture	Analytical Method: SW-846 Pace Analytical Services - Charlotte								
Percent Moisture	**19.1**	%	0.10	0.10	1		07/13/21 13:36		N2

REPORT OF LABORATORY ANALYSIS

This report shall not be reproduced, except in full,
without the written consent of Pace Analytical Services, LLC.

Pace Analytical Services, LLC
9800 Kincey Ave. Suite 100
Huntersville, NC 28078
(704)875-9092

ANALYTICAL RESULTS

Project: CPC Huntersville/2020-L1-2448
Pace Project No.: 92548986

Sample: AD5 (22-24') **Lab ID: 92548986005** Collected: 07/10/21 11:40 Received: 07/12/21 14:30 Matrix: Solid

Results reported on a "dry weight" basis and are adjusted for percent moisture, sample size and any dilutions.

Parameters	Results	Units	Report Limit	MDL	DF	Prepared	Analyzed	CAS No.	Qual
VPH NC Soil	Analytical Method: MADEP VPH Preparation Method: MADEP VPH Pace Analytical Services - Charlotte								
Total VPH (C5-C12)	**167**	mg/kg	3.3	3.3	1	07/16/21 12:52	07/17/21 01:46		N2
Aliphatic (C05-C08)	**99.7**	mg/kg	3.3	3.3	1	07/16/21 12:52	07/17/21 01:46		N2
Aliphatic(C09-C12) Adjusted	**45.6**	mg/kg	3.3	3.3	1	07/16/21 12:52	07/17/21 01:46		N2
Aromatic (C09-C10)	**21.2**	mg/kg	3.3	3.3	1	07/16/21 12:52	07/17/21 01:46		N2
Surrogates									
4-Bromofluorobenzene (FID) (S)	106	%	70-130		1	07/16/21 12:52	07/17/21 01:46	460-00-4	
4-Bromofluorobenzene (PID) (S)	84	%	70-130		1	07/16/21 12:52	07/17/21 01:46	460-00-4	
8260D/5035A/5030B Volatiles	Analytical Method: EPA 8260D Preparation Method: EPA 5035A/5030B Pace Analytical Services - Charlotte								
Acetone	**111J**	ug/kg	282	90.6	2	07/15/21 11:58	07/15/21 14:37	67-64-1	
Benzene	**286**	ug/kg	14.1	5.6	2	07/15/21 11:58	07/15/21 14:37	71-43-2	
Bromobenzene	ND	ug/kg	14.1	4.6	2	07/15/21 11:58	07/15/21 14:37	108-86-1	
Bromochloromethane	ND	ug/kg	14.1	4.2	2	07/15/21 11:58	07/15/21 14:37	74-97-5	
Bromodichloromethane	ND	ug/kg	14.1	5.4	2	07/15/21 11:58	07/15/21 14:37	75-27-4	
Bromoform	ND	ug/kg	14.1	5.0	2	07/15/21 11:58	07/15/21 14:37	75-25-2	
Bromomethane	ND	ug/kg	28.2	22.3	2	07/15/21 11:58	07/15/21 14:37	74-83-9	IK
2-Butanone (MEK)	ND	ug/kg	282	67.7	2	07/15/21 11:58	07/15/21 14:37	78-93-3	
n-Butylbenzene	**499**	ug/kg	14.1	6.7	2	07/15/21 11:58	07/15/21 14:37	104-51-8	
sec-Butylbenzene	ND	ug/kg	14.1	6.2	2	07/15/21 11:58	07/15/21 14:37	135-98-8	
tert-Butylbenzene	ND	ug/kg	14.1	5.0	2	07/15/21 11:58	07/15/21 14:37	98-06-6	
Carbon tetrachloride	ND	ug/kg	14.1	5.3	2	07/15/21 11:58	07/15/21 14:37	56-23-5	
Chlorobenzene	ND	ug/kg	14.1	2.7	2	07/15/21 11:58	07/15/21 14:37	108-90-7	
Chloroethane	ND	ug/kg	28.2	10.9	2	07/15/21 11:58	07/15/21 14:37	75-00-3	
Chloroform	ND	ug/kg	14.1	8.6	2	07/15/21 11:58	07/15/21 14:37	67-66-3	
Chloromethane	ND	ug/kg	28.2	11.8	2	07/15/21 11:58	07/15/21 14:37	74-87-3	
2-Chlorotoluene	ND	ug/kg	14.1	5.0	2	07/15/21 11:58	07/15/21 14:37	95-49-8	
4-Chlorotoluene	ND	ug/kg	14.1	2.5	2	07/15/21 11:58	07/15/21 14:37	106-43-4	
1,2-Dibromo-3-chloropropane	ND	ug/kg	14.1	5.5	2	07/15/21 11:58	07/15/21 14:37	96-12-8	
Dibromochloromethane	ND	ug/kg	14.1	7.9	2	07/15/21 11:58	07/15/21 14:37	124-48-1	
1,2-Dibromoethane (EDB)	ND	ug/kg	14.1	6.2	2	07/15/21 11:58	07/15/21 14:37	106-93-4	
Dibromomethane	ND	ug/kg	14.1	3.0	2	07/15/21 11:58	07/15/21 14:37	74-95-3	
1,2-Dichlorobenzene	ND	ug/kg	14.1	5.1	2	07/15/21 11:58	07/15/21 14:37	95-50-1	
1,3-Dichlorobenzene	ND	ug/kg	14.1	4.4	2	07/15/21 11:58	07/15/21 14:37	541-73-1	
1,4-Dichlorobenzene	ND	ug/kg	14.1	3.7	2	07/15/21 11:58	07/15/21 14:37	106-46-7	
Dichlorodifluoromethane	ND	ug/kg	28.2	6.1	2	07/15/21 11:58	07/15/21 14:37	75-71-8	
1,1-Dichloroethane	ND	ug/kg	14.1	5.8	2	07/15/21 11:58	07/15/21 14:37	75-34-3	
1,2-Dichloroethane	ND	ug/kg	14.1	9.3	2	07/15/21 11:58	07/15/21 14:37	107-06-2	v2
1,1-Dichloroethene	ND	ug/kg	14.1	5.8	2	07/15/21 11:58	07/15/21 14:37	75-35-4	
cis-1,2-Dichloroethene	ND	ug/kg	14.1	4.8	2	07/15/21 11:58	07/15/21 14:37	156-59-2	
trans-1,2-Dichloroethene	ND	ug/kg	14.1	4.9	2	07/15/21 11:58	07/15/21 14:37	156-60-5	
1,2-Dichloropropane	ND	ug/kg	14.1	4.2	2	07/15/21 11:58	07/15/21 14:37	78-87-5	
1,3-Dichloropropane	ND	ug/kg	14.1	4.4	2	07/15/21 11:58	07/15/21 14:37	142-28-9	
2,2-Dichloropropane	ND	ug/kg	14.1	4.6	2	07/15/21 11:58	07/15/21 14:37	594-20-7	

REPORT OF LABORATORY ANALYSIS

This report shall not be reproduced, except in full,
without the written consent of Pace Analytical Services, LLC.

Pace Analytical Services, LLC
9800 Kincey Ave. Suite 100
Huntersville, NC 28078
(704)875-9092

ANALYTICAL RESULTS

Project: CPC Huntersville/2020-L1-2448
Pace Project No.: 92548986

Sample: AD5 (22-24') **Lab ID: 92548986005** Collected: 07/10/21 11:40 Received: 07/12/21 14:30 Matrix: Solid

Results reported on a "dry weight" basis and are adjusted for percent moisture, sample size and any dilutions.

Parameters	Results	Units	Report Limit	MDL	DF	Prepared	Analyzed	CAS No.	Qual
8260D/5035A/5030B Volatiles	Analytical Method: EPA 8260D Preparation Method: EPA 5035A/5030B Pace Analytical Services - Charlotte								
1,1-Dichloropropene	ND	ug/kg	14.1	6.8	2	07/15/21 11:58	07/15/21 14:37	563-58-6	
cis-1,3-Dichloropropene	ND	ug/kg	14.1	3.8	2	07/15/21 11:58	07/15/21 14:37	10061-01-5	
trans-1,3-Dichloropropene	ND	ug/kg	14.1	4.9	2	07/15/21 11:58	07/15/21 14:37	10061-02-6	
Diisopropyl ether	**42.5**	ug/kg	14.1	3.8	2	07/15/21 11:58	07/15/21 14:37	108-20-3	v3
Ethylbenzene	**1680**	ug/kg	14.1	6.6	2	07/15/21 11:58	07/15/21 14:37	100-41-4	
Hexachloro-1,3-butadiene	ND	ug/kg	28.2	23.1	2	07/15/21 11:58	07/15/21 14:37	87-68-3	
2-Hexanone	ND	ug/kg	141	13.6	2	07/15/21 11:58	07/15/21 14:37	591-78-6	
Isopropylbenzene (Cumene)	**234**	ug/kg	14.1	4.8	2	07/15/21 11:58	07/15/21 14:37	98-82-8	
p-Isopropyltoluene	**387**	ug/kg	14.1	6.9	2	07/15/21 11:58	07/15/21 14:37	99-87-6	
Methylene Chloride	ND	ug/kg	56.4	38.6	2	07/15/21 11:58	07/15/21 14:37	75-09-2	
4-Methyl-2-pentanone (MIBK)	**156**	ug/kg	141	13.6	2	07/15/21 11:58	07/15/21 14:37	108-10-1	
Methyl-tert-butyl ether	**8.8J**	ug/kg	14.1	5.3	2	07/15/21 11:58	07/15/21 14:37	1634-04-4	
Naphthalene	**1670**	ug/kg	14.1	7.4	2	07/15/21 11:58	07/15/21 14:37	91-20-3	
n-Propylbenzene	ND	ug/kg	14.1	5.0	2	07/15/21 11:58	07/15/21 14:37	103-65-1	
Styrene	**83.2**	ug/kg	14.1	3.7	2	07/15/21 11:58	07/15/21 14:37	100-42-5	
1,1,1,2-Tetrachloroethane	ND	ug/kg	14.1	5.4	2	07/15/21 11:58	07/15/21 14:37	630-20-6	
1,1,2,2-Tetrachloroethane	ND	ug/kg	14.1	3.7	2	07/15/21 11:58	07/15/21 14:37	79-34-5	
Tetrachloroethene	ND	ug/kg	14.1	4.5	2	07/15/21 11:58	07/15/21 14:37	127-18-4	
Toluene	**3200**	ug/kg	14.1	4.0	2	07/15/21 11:58	07/15/21 14:37	108-88-3	
1,2,3-Trichlorobenzene	ND	ug/kg	14.1	11.4	2	07/15/21 11:58	07/15/21 14:37	87-61-6	
1,2,4-Trichlorobenzene	ND	ug/kg	14.1	11.8	2	07/15/21 11:58	07/15/21 14:37	120-82-1	
1,1,1-Trichloroethane	ND	ug/kg	14.1	7.3	2	07/15/21 11:58	07/15/21 14:37	71-55-6	
1,1,2-Trichloroethane	ND	ug/kg	14.1	4.7	2	07/15/21 11:58	07/15/21 14:37	79-00-5	
Trichloroethene	ND	ug/kg	14.1	3.6	2	07/15/21 11:58	07/15/21 14:37	79-01-6	
Trichlorofluoromethane	ND	ug/kg	14.1	7.8	2	07/15/21 11:58	07/15/21 14:37	75-69-4	
1,2,3-Trichloropropane	ND	ug/kg	14.1	7.1	2	07/15/21 11:58	07/15/21 14:37	96-18-4	
1,2,4-Trimethylbenzene	**6930**	ug/kg	14.1	3.9	2	07/15/21 11:58	07/15/21 14:37	95-63-6	
1,3,5-Trimethylbenzene	**2080**	ug/kg	14.1	4.7	2	07/15/21 11:58	07/15/21 14:37	108-67-8	
Vinyl acetate	ND	ug/kg	141	10.3	2	07/15/21 11:58	07/15/21 14:37	108-05-4	
Vinyl chloride	ND	ug/kg	28.2	7.2	2	07/15/21 11:58	07/15/21 14:37	75-01-4	
Xylene (Total)	**9110**	ug/kg	28.2	8.0	2	07/15/21 11:58	07/15/21 14:37	1330-20-7	
m&p-Xylene	**6210**	ug/kg	28.2	9.6	2	07/15/21 11:58	07/15/21 14:37	179601-23-1	
o-Xylene	**2890**	ug/kg	14.1	6.2	2	07/15/21 11:58	07/15/21 14:37	95-47-6	
Surrogates									
Toluene-d8 (S)	97	%	70-130		2	07/15/21 11:58	07/15/21 14:37	2037-26-5	
4-Bromofluorobenzene (S)	98	%	69-134		2	07/15/21 11:58	07/15/21 14:37	460-00-4	
1,2-Dichloroethane-d4 (S)	98	%	70-130		2	07/15/21 11:58	07/15/21 14:37	17060-07-0	
Percent Moisture	Analytical Method: SW-846 Pace Analytical Services - Charlotte								
Percent Moisture	**18.4**	%	0.10	0.10	1		07/13/21 13:36		N2

REPORT OF LABORATORY ANALYSIS

This report shall not be reproduced, except in full,
without the written consent of Pace Analytical Services, LLC.

Pace Analytical Services, LLC
9800 Kincey Ave. Suite 100
Huntersville, NC 28078
(704)875-9092

ANALYTICAL RESULTS

Project: CPC Huntersville/2020-L1-2448
Pace Project No.: 92548986

Sample: AD5 (34-36') **Lab ID: 92548986006** Collected: 07/10/21 11:45 Received: 07/12/21 14:30 Matrix: Solid

Results reported on a "dry weight" basis and are adjusted for percent moisture, sample size and any dilutions.

Parameters	Results	Units	Report Limit	MDL	DF	Prepared	Analyzed	CAS No.	Qual
VPH NC Soil	Analytical Method: MADEP VPH Preparation Method: MADEP VPH Pace Analytical Services - Charlotte								
Total VPH (C5-C12)	**201**	mg/kg	3.0	3.0	1	07/16/21 12:52	07/17/21 02:14		N2
Aliphatic (C05-C08)	**126**	mg/kg	3.0	3.0	1	07/16/21 12:52	07/17/21 02:14		N2
Aliphatic(C09-C12) Adjusted	**52.2**	mg/kg	3.0	3.0	1	07/16/21 12:52	07/17/21 02:14		N2
Aromatic (C09-C10)	**22.9**	mg/kg	3.0	3.0	1	07/16/21 12:52	07/17/21 02:14		N2
Surrogates									
4-Bromofluorobenzene (FID) (S)	111	%	70-130		1	07/16/21 12:52	07/17/21 02:14	460-00-4	
4-Bromofluorobenzene (PID) (S)	85	%	70-130		1	07/16/21 12:52	07/17/21 02:14	460-00-4	
8260D/5035A/5030B Volatiles	Analytical Method: EPA 8260D Preparation Method: EPA 5035A/5030B Pace Analytical Services - Charlotte								
Acetone	**191**	ug/kg	117	37.4	1	07/14/21 12:50	07/15/21 02:57	67-64-1	
Benzene	**1430**	ug/kg	5.8	2.3	1	07/14/21 12:50	07/15/21 02:57	71-43-2	
Bromobenzene	ND	ug/kg	5.8	1.9	1	07/14/21 12:50	07/15/21 02:57	108-86-1	
Bromochloromethane	ND	ug/kg	5.8	1.7	1	07/14/21 12:50	07/15/21 02:57	74-97-5	
Bromodichloromethane	ND	ug/kg	5.8	2.3	1	07/14/21 12:50	07/15/21 02:57	75-27-4	
Bromoform	ND	ug/kg	5.8	2.1	1	07/14/21 12:50	07/15/21 02:57	75-25-2	
Bromomethane	ND	ug/kg	11.7	9.2	1	07/14/21 12:50	07/15/21 02:57	74-83-9	IK
2-Butanone (MEK)	**150**	ug/kg	117	28.0	1	07/14/21 12:50	07/15/21 02:57	78-93-3	
n-Butylbenzene	ND	ug/kg	5.8	2.8	1	07/14/21 12:50	07/15/21 02:57	104-51-8	
sec-Butylbenzene	ND	ug/kg	5.8	2.6	1	07/14/21 12:50	07/15/21 02:57	135-98-8	
tert-Butylbenzene	ND	ug/kg	5.8	2.1	1	07/14/21 12:50	07/15/21 02:57	98-06-6	
Carbon tetrachloride	ND	ug/kg	5.8	2.2	1	07/14/21 12:50	07/15/21 02:57	56-23-5	
Chlorobenzene	ND	ug/kg	5.8	1.1	1	07/14/21 12:50	07/15/21 02:57	108-90-7	
Chloroethane	ND	ug/kg	11.7	4.5	1	07/14/21 12:50	07/15/21 02:57	75-00-3	
Chloroform	ND	ug/kg	5.8	3.5	1	07/14/21 12:50	07/15/21 02:57	67-66-3	
Chloromethane	ND	ug/kg	11.7	4.9	1	07/14/21 12:50	07/15/21 02:57	74-87-3	
2-Chlorotoluene	ND	ug/kg	5.8	2.1	1	07/14/21 12:50	07/15/21 02:57	95-49-8	
4-Chlorotoluene	ND	ug/kg	5.8	1.0	1	07/14/21 12:50	07/15/21 02:57	106-43-4	
1,2-Dibromo-3-chloropropane	ND	ug/kg	5.8	2.3	1	07/14/21 12:50	07/15/21 02:57	96-12-8	
Dibromochloromethane	ND	ug/kg	5.8	3.3	1	07/14/21 12:50	07/15/21 02:57	124-48-1	
1,2-Dibromoethane (EDB)	ND	ug/kg	5.8	2.6	1	07/14/21 12:50	07/15/21 02:57	106-93-4	
Dibromomethane	ND	ug/kg	5.8	1.2	1	07/14/21 12:50	07/15/21 02:57	74-95-3	
1,2-Dichlorobenzene	ND	ug/kg	5.8	2.1	1	07/14/21 12:50	07/15/21 02:57	95-50-1	
1,3-Dichlorobenzene	ND	ug/kg	5.8	1.8	1	07/14/21 12:50	07/15/21 02:57	541-73-1	
1,4-Dichlorobenzene	ND	ug/kg	5.8	1.5	1	07/14/21 12:50	07/15/21 02:57	106-46-7	
Dichlorodifluoromethane	ND	ug/kg	11.7	2.5	1	07/14/21 12:50	07/15/21 02:57	75-71-8	
1,1-Dichloroethane	ND	ug/kg	5.8	2.4	1	07/14/21 12:50	07/15/21 02:57	75-34-3	
1,2-Dichloroethane	ND	ug/kg	5.8	3.9	1	07/14/21 12:50	07/15/21 02:57	107-06-2	
1,1-Dichloroethene	ND	ug/kg	5.8	2.4	1	07/14/21 12:50	07/15/21 02:57	75-35-4	
cis-1,2-Dichloroethene	ND	ug/kg	5.8	2.0	1	07/14/21 12:50	07/15/21 02:57	156-59-2	
trans-1,2-Dichloroethene	ND	ug/kg	5.8	2.0	1	07/14/21 12:50	07/15/21 02:57	156-60-5	
1,2-Dichloropropane	ND	ug/kg	5.8	1.7	1	07/14/21 12:50	07/15/21 02:57	78-87-5	
1,3-Dichloropropane	ND	ug/kg	5.8	1.8	1	07/14/21 12:50	07/15/21 02:57	142-28-9	
2,2-Dichloropropane	ND	ug/kg	5.8	1.9	1	07/14/21 12:50	07/15/21 02:57	594-20-7	v2

REPORT OF LABORATORY ANALYSIS

This report shall not be reproduced, except in full,
without the written consent of Pace Analytical Services, LLC.

Pace Analytical Services, LLC
9800 Kincey Ave. Suite 100
Huntersville, NC 28078
(704)875-9092

ANALYTICAL RESULTS

Project: CPC Huntersville/2020-L1-2448
Pace Project No.: 92548986

Sample: AD5 (34-36') **Lab ID: 92548986006** Collected: 07/10/21 11:45 Received: 07/12/21 14:30 Matrix: Solid

Results reported on a "dry weight" basis and are adjusted for percent moisture, sample size and any dilutions.

Parameters	Results	Units	Report Limit	MDL	DF	Prepared	Analyzed	CAS No.	Qual
8260D/5035A/5030B Volatiles	Analytical Method: EPA 8260D Preparation Method: EPA 5035A/5030B Pace Analytical Services - Charlotte								
1,1-Dichloropropene	ND	ug/kg	5.8	2.8	1	07/14/21 12:50	07/15/21 02:57	563-58-6	
cis-1,3-Dichloropropene	ND	ug/kg	5.8	1.6	1	07/14/21 12:50	07/15/21 02:57	10061-01-5	
trans-1,3-Dichloropropene	ND	ug/kg	5.8	2.0	1	07/14/21 12:50	07/15/21 02:57	10061-02-6	
Diisopropyl ether	**209**	ug/kg	5.8	1.6	1	07/14/21 12:50	07/15/21 02:57	108-20-3	
Ethylbenzene	**1260**	ug/kg	5.8	2.7	1	07/14/21 12:50	07/15/21 02:57	100-41-4	
Hexachloro-1,3-butadiene	ND	ug/kg	11.7	9.5	1	07/14/21 12:50	07/15/21 02:57	87-68-3	
2-Hexanone	ND	ug/kg	58.3	5.6	1	07/14/21 12:50	07/15/21 02:57	591-78-6	
Isopropylbenzene (Cumene)	ND	ug/kg	5.8	2.0	1	07/14/21 12:50	07/15/21 02:57	98-82-8	
p-Isopropyltoluene	ND	ug/kg	5.8	2.9	1	07/14/21 12:50	07/15/21 02:57	99-87-6	
Methylene Chloride	ND	ug/kg	23.3	16.0	1	07/14/21 12:50	07/15/21 02:57	75-09-2	
4-Methyl-2-pentanone (MIBK)	**68.2**	ug/kg	58.3	5.6	1	07/14/21 12:50	07/15/21 02:57	108-10-1	
Methyl-tert-butyl ether	ND	ug/kg	5.8	2.2	1	07/14/21 12:50	07/15/21 02:57	1634-04-4	
Naphthalene	**743**	ug/kg	5.8	3.1	1	07/14/21 12:50	07/15/21 02:57	91-20-3	
n-Propylbenzene	**619**	ug/kg	5.8	2.1	1	07/14/21 12:50	07/15/21 02:57	103-65-1	
Styrene	ND	ug/kg	5.8	1.5	1	07/14/21 12:50	07/15/21 02:57	100-42-5	
1,1,1,2-Tetrachloroethane	ND	ug/kg	5.8	2.2	1	07/14/21 12:50	07/15/21 02:57	630-20-6	
1,1,2,2-Tetrachloroethane	ND	ug/kg	5.8	1.5	1	07/14/21 12:50	07/15/21 02:57	79-34-5	
Tetrachloroethene	ND	ug/kg	5.8	1.8	1	07/14/21 12:50	07/15/21 02:57	127-18-4	
Toluene	**5110**	ug/kg	5.8	1.7	1	07/14/21 12:50	07/15/21 02:57	108-88-3	
1,2,3-Trichlorobenzene	ND	ug/kg	5.8	4.7	1	07/14/21 12:50	07/15/21 02:57	87-61-6	
1,2,4-Trichlorobenzene	ND	ug/kg	5.8	4.9	1	07/14/21 12:50	07/15/21 02:57	120-82-1	
1,1,1-Trichloroethane	ND	ug/kg	5.8	3.0	1	07/14/21 12:50	07/15/21 02:57	71-55-6	
1,1,2-Trichloroethane	ND	ug/kg	5.8	1.9	1	07/14/21 12:50	07/15/21 02:57	79-00-5	
Trichloroethene	ND	ug/kg	5.8	1.5	1	07/14/21 12:50	07/15/21 02:57	79-01-6	
Trichlorofluoromethane	ND	ug/kg	5.8	3.2	1	07/14/21 12:50	07/15/21 02:57	75-69-4	
1,2,3-Trichloropropane	ND	ug/kg	5.8	3.0	1	07/14/21 12:50	07/15/21 02:57	96-18-4	
1,2,4-Trimethylbenzene	**4150**	ug/kg	5.8	1.6	1	07/14/21 12:50	07/15/21 02:57	95-63-6	
1,3,5-Trimethylbenzene	**1190**	ug/kg	5.8	2.0	1	07/14/21 12:50	07/15/21 02:57	108-67-8	
Vinyl acetate	ND	ug/kg	58.3	4.2	1	07/14/21 12:50	07/15/21 02:57	108-05-4	
Vinyl chloride	ND	ug/kg	11.7	3.0	1	07/14/21 12:50	07/15/21 02:57	75-01-4	
Xylene (Total)	**6670**	ug/kg	11.7	3.3	1	07/14/21 12:50	07/15/21 02:57	1330-20-7	
m&p-Xylene	**4540**	ug/kg	11.7	4.0	1	07/14/21 12:50	07/15/21 02:57	179601-23-1	
o-Xylene	**2120**	ug/kg	5.8	2.6	1	07/14/21 12:50	07/15/21 02:57	95-47-6	
Surrogates									
Toluene-d8 (S)	98	%	70-130		1	07/14/21 12:50	07/15/21 02:57	2037-26-5	
4-Bromofluorobenzene (S)	96	%	69-134		1	07/14/21 12:50	07/15/21 02:57	460-00-4	
1,2-Dichloroethane-d4 (S)	95	%	70-130		1	07/14/21 12:50	07/15/21 02:57	17060-07-0	
Percent Moisture	Analytical Method: SW-846 Pace Analytical Services - Charlotte								
Percent Moisture	**17.0**	%	0.10	0.10	1		07/13/21 13:37		N2

REPORT OF LABORATORY ANALYSIS

This report shall not be reproduced, except in full,
without the written consent of Pace Analytical Services, LLC.

Pace Analytical Services, LLC
9800 Kincey Ave. Suite 100
Huntersville, NC 28078
(704)875-9092

ANALYTICAL RESULTS

Project: CPC Huntersville/2020-L1-2448
Pace Project No.: 92548986

Sample: AD6 (0-2') **Lab ID: 92548986007** Collected: 07/10/21 12:30 Received: 07/12/21 14:30 Matrix: Solid

Results reported on a "dry weight" basis and are adjusted for percent moisture, sample size and any dilutions.

Parameters	Results	Units	Report Limit	MDL	DF	Prepared	Analyzed	CAS No.	Qual
VPH NC Soil	Analytical Method: MADEP VPH Preparation Method: MADEP VPH Pace Analytical Services - Charlotte								
Total VPH (C5-C12)	ND	mg/kg	3.4	3.4	1	07/16/21 12:52	07/17/21 02:43		N2
Aliphatic (C05-C08)	ND	mg/kg	3.4	3.4	1	07/16/21 12:52	07/17/21 02:43		N2
Aliphatic(C09-C12) Adjusted	ND	mg/kg	3.4	3.4	1	07/16/21 12:52	07/17/21 02:43		N2
Aromatic (C09-C10)	ND	mg/kg	3.4	3.4	1	07/16/21 12:52	07/17/21 02:43		N2
Surrogates									
4-Bromofluorobenzene (FID) (S)	98	%	70-130		1	07/16/21 12:52	07/17/21 02:43	460-00-4	
4-Bromofluorobenzene (PID) (S)	89	%	70-130		1	07/16/21 12:52	07/17/21 02:43	460-00-4	
8260D/5035A/5030B Volatiles	Analytical Method: EPA 8260D Preparation Method: EPA 5035A/5030B Pace Analytical Services - Charlotte								
Acetone	ND	ug/kg	149	47.9	1	07/15/21 11:58	07/15/21 14:19	67-64-1	
Benzene	ND	ug/kg	7.5	3.0	1	07/15/21 11:58	07/15/21 14:19	71-43-2	
Bromobenzene	ND	ug/kg	7.5	2.4	1	07/15/21 11:58	07/15/21 14:19	108-86-1	
Bromochloromethane	ND	ug/kg	7.5	2.2	1	07/15/21 11:58	07/15/21 14:19	74-97-5	
Bromodichloromethane	ND	ug/kg	7.5	2.9	1	07/15/21 11:58	07/15/21 14:19	75-27-4	
Bromoform	ND	ug/kg	7.5	2.6	1	07/15/21 11:58	07/15/21 14:19	75-25-2	
Bromomethane	ND	ug/kg	14.9	11.8	1	07/15/21 11:58	07/15/21 14:19	74-83-9	IK
2-Butanone (MEK)	ND	ug/kg	149	35.8	1	07/15/21 11:58	07/15/21 14:19	78-93-3	
n-Butylbenzene	ND	ug/kg	7.5	3.5	1	07/15/21 11:58	07/15/21 14:19	104-51-8	
sec-Butylbenzene	ND	ug/kg	7.5	3.3	1	07/15/21 11:58	07/15/21 14:19	135-98-8	
tert-Butylbenzene	ND	ug/kg	7.5	2.7	1	07/15/21 11:58	07/15/21 14:19	98-06-6	
Carbon tetrachloride	ND	ug/kg	7.5	2.8	1	07/15/21 11:58	07/15/21 14:19	56-23-5	
Chlorobenzene	ND	ug/kg	7.5	1.4	1	07/15/21 11:58	07/15/21 14:19	108-90-7	
Chloroethane	ND	ug/kg	14.9	5.8	1	07/15/21 11:58	07/15/21 14:19	75-00-3	
Chloroform	ND	ug/kg	7.5	4.5	1	07/15/21 11:58	07/15/21 14:19	67-66-3	
Chloromethane	ND	ug/kg	14.9	6.3	1	07/15/21 11:58	07/15/21 14:19	74-87-3	
2-Chlorotoluene	ND	ug/kg	7.5	2.6	1	07/15/21 11:58	07/15/21 14:19	95-49-8	
4-Chlorotoluene	ND	ug/kg	7.5	1.3	1	07/15/21 11:58	07/15/21 14:19	106-43-4	
1,2-Dibromo-3-chloropropane	ND	ug/kg	7.5	2.9	1	07/15/21 11:58	07/15/21 14:19	96-12-8	
Dibromochloromethane	ND	ug/kg	7.5	4.2	1	07/15/21 11:58	07/15/21 14:19	124-48-1	
1,2-Dibromoethane (EDB)	ND	ug/kg	7.5	3.3	1	07/15/21 11:58	07/15/21 14:19	106-93-4	
Dibromomethane	ND	ug/kg	7.5	1.6	1	07/15/21 11:58	07/15/21 14:19	74-95-3	
1,2-Dichlorobenzene	ND	ug/kg	7.5	2.7	1	07/15/21 11:58	07/15/21 14:19	95-50-1	
1,3-Dichlorobenzene	ND	ug/kg	7.5	2.3	1	07/15/21 11:58	07/15/21 14:19	541-73-1	
1,4-Dichlorobenzene	ND	ug/kg	7.5	1.9	1	07/15/21 11:58	07/15/21 14:19	106-46-7	
Dichlorodifluoromethane	ND	ug/kg	14.9	3.2	1	07/15/21 11:58	07/15/21 14:19	75-71-8	
1,1-Dichloroethane	ND	ug/kg	7.5	3.1	1	07/15/21 11:58	07/15/21 14:19	75-34-3	
1,2-Dichloroethane	ND	ug/kg	7.5	4.9	1	07/15/21 11:58	07/15/21 14:19	107-06-2	v2,v3
1,1-Dichloroethene	ND	ug/kg	7.5	3.1	1	07/15/21 11:58	07/15/21 14:19	75-35-4	
cis-1,2-Dichloroethene	ND	ug/kg	7.5	2.6	1	07/15/21 11:58	07/15/21 14:19	156-59-2	
trans-1,2-Dichloroethene	ND	ug/kg	7.5	2.6	1	07/15/21 11:58	07/15/21 14:19	156-60-5	
1,2-Dichloropropane	ND	ug/kg	7.5	2.2	1	07/15/21 11:58	07/15/21 14:19	78-87-5	
1,3-Dichloropropane	ND	ug/kg	7.5	2.3	1	07/15/21 11:58	07/15/21 14:19	142-28-9	
2,2-Dichloropropane	ND	ug/kg	7.5	2.4	1	07/15/21 11:58	07/15/21 14:19	594-20-7	

REPORT OF LABORATORY ANALYSIS

This report shall not be reproduced, except in full,
without the written consent of Pace Analytical Services, LLC.

Pace Analytical Services, LLC
9800 Kincey Ave. Suite 100
Huntersville, NC 28078
(704)875-9092

ANALYTICAL RESULTS

Project: CPC Huntersville/2020-L1-2448
Pace Project No.: 92548986

Sample: AD6 (0-2') **Lab ID: 92548986007** Collected: 07/10/21 12:30 Received: 07/12/21 14:30 Matrix: Solid

Results reported on a "dry weight" basis and are adjusted for percent moisture, sample size and any dilutions.

Parameters	Results	Units	Report Limit	MDL	DF	Prepared	Analyzed	CAS No.	Qual
8260D/5035A/5030B Volatiles	Analytical Method: EPA 8260D Preparation Method: EPA 5035A/5030B Pace Analytical Services - Charlotte								
1,1-Dichloropropene	ND	ug/kg	7.5	3.6	1	07/15/21 11:58	07/15/21 14:19	563-58-6	
cis-1,3-Dichloropropene	ND	ug/kg	7.5	2.0	1	07/15/21 11:58	07/15/21 14:19	10061-01-5	
trans-1,3-Dichloropropene	ND	ug/kg	7.5	2.6	1	07/15/21 11:58	07/15/21 14:19	10061-02-6	
Diisopropyl ether	ND	ug/kg	7.5	2.0	1	07/15/21 11:58	07/15/21 14:19	108-20-3	v2,v3
Ethylbenzene	**7.4J**	ug/kg	7.5	3.5	1	07/15/21 11:58	07/15/21 14:19	100-41-4	
Hexachloro-1,3-butadiene	ND	ug/kg	14.9	12.2	1	07/15/21 11:58	07/15/21 14:19	87-68-3	
2-Hexanone	ND	ug/kg	74.6	7.2	1	07/15/21 11:58	07/15/21 14:19	591-78-6	
Isopropylbenzene (Cumene)	ND	ug/kg	7.5	2.5	1	07/15/21 11:58	07/15/21 14:19	98-82-8	
p-Isopropyltoluene	**10.2**	ug/kg	7.5	3.7	1	07/15/21 11:58	07/15/21 14:19	99-87-6	
Methylene Chloride	ND	ug/kg	29.9	20.5	1	07/15/21 11:58	07/15/21 14:19	75-09-2	
4-Methyl-2-pentanone (MIBK)	ND	ug/kg	74.6	7.2	1	07/15/21 11:58	07/15/21 14:19	108-10-1	
Methyl-tert-butyl ether	ND	ug/kg	7.5	2.8	1	07/15/21 11:58	07/15/21 14:19	1634-04-4	
Naphthalene	ND	ug/kg	7.5	3.9	1	07/15/21 11:58	07/15/21 14:19	91-20-3	
n-Propylbenzene	ND	ug/kg	7.5	2.7	1	07/15/21 11:58	07/15/21 14:19	103-65-1	
Styrene	ND	ug/kg	7.5	2.0	1	07/15/21 11:58	07/15/21 14:19	100-42-5	
1,1,1,2-Tetrachloroethane	ND	ug/kg	7.5	2.9	1	07/15/21 11:58	07/15/21 14:19	630-20-6	
1,1,2,2-Tetrachloroethane	ND	ug/kg	7.5	2.0	1	07/15/21 11:58	07/15/21 14:19	79-34-5	
Tetrachloroethene	ND	ug/kg	7.5	2.4	1	07/15/21 11:58	07/15/21 14:19	127-18-4	
Toluene	**8.0**	ug/kg	7.5	2.1	1	07/15/21 11:58	07/15/21 14:19	108-88-3	
1,2,3-Trichlorobenzene	ND	ug/kg	7.5	6.0	1	07/15/21 11:58	07/15/21 14:19	87-61-6	
1,2,4-Trichlorobenzene	ND	ug/kg	7.5	6.3	1	07/15/21 11:58	07/15/21 14:19	120-82-1	
1,1,1-Trichloroethane	ND	ug/kg	7.5	3.9	1	07/15/21 11:58	07/15/21 14:19	71-55-6	
1,1,2-Trichloroethane	ND	ug/kg	7.5	2.5	1	07/15/21 11:58	07/15/21 14:19	79-00-5	
Trichloroethene	ND	ug/kg	7.5	1.9	1	07/15/21 11:58	07/15/21 14:19	79-01-6	
Trichlorofluoromethane	ND	ug/kg	7.5	4.1	1	07/15/21 11:58	07/15/21 14:19	75-69-4	
1,2,3-Trichloropropane	ND	ug/kg	7.5	3.8	1	07/15/21 11:58	07/15/21 14:19	96-18-4	
1,2,4-Trimethylbenzene	**8.2**	ug/kg	7.5	2.0	1	07/15/21 11:58	07/15/21 14:19	95-63-6	B
1,3,5-Trimethylbenzene	ND	ug/kg	7.5	2.5	1	07/15/21 11:58	07/15/21 14:19	108-67-8	
Vinyl acetate	ND	ug/kg	74.6	5.4	1	07/15/21 11:58	07/15/21 14:19	108-05-4	
Vinyl chloride	ND	ug/kg	14.9	3.8	1	07/15/21 11:58	07/15/21 14:19	75-01-4	
Xylene (Total)	**22.9**	ug/kg	14.9	4.3	1	07/15/21 11:58	07/15/21 14:19	1330-20-7	
m&p-Xylene	**14.8J**	ug/kg	14.9	5.1	1	07/15/21 11:58	07/15/21 14:19	179601-23-1	
o-Xylene	**8.1**	ug/kg	7.5	3.3	1	07/15/21 11:58	07/15/21 14:19	95-47-6	
Surrogates									
Toluene-d8 (S)	98	%	70-130		1	07/15/21 11:58	07/15/21 14:19	2037-26-5	
4-Bromofluorobenzene (S)	92	%	69-134		1	07/15/21 11:58	07/15/21 14:19	460-00-4	
1,2-Dichloroethane-d4 (S)	95	%	70-130		1	07/15/21 11:58	07/15/21 14:19	17060-07-0	
Percent Moisture	Analytical Method: SW-846 Pace Analytical Services - Charlotte								
Percent Moisture	**16.2**	%	0.10	0.10	1		07/13/21 13:37		N2

REPORT OF LABORATORY ANALYSIS

This report shall not be reproduced, except in full,
without the written consent of Pace Analytical Services, LLC.

Pace Analytical Services, LLC
9800 Kincey Ave. Suite 100
Huntersville, NC 28078
(704)875-9092

ANALYTICAL RESULTS

Project: CPC Huntersville/2020-L1-2448
Pace Project No.: 92548986

Sample: AD6 (24-26') **Lab ID: 92548986008** Collected: 07/10/21 12:35 Received: 07/12/21 14:30 Matrix: Solid

Results reported on a "dry weight" basis and are adjusted for percent moisture, sample size and any dilutions.

Parameters	Results	Units	Report Limit	MDL	DF	Prepared	Analyzed	CAS No.	Qual
VPH NC Soil	Analytical Method: MADEP VPH Preparation Method: MADEP VPH Pace Analytical Services - Charlotte								
Total VPH (C5-C12)	**2480**	mg/kg	15.6	15.6	5	07/17/21 11:56	07/18/21 10:04		N2
Aliphatic (C05-C08)	**1450**	mg/kg	15.6	15.6	5	07/17/21 11:56	07/18/21 10:04		N2
Aliphatic(C09-C12) Adjusted	**736**	mg/kg	15.6	15.6	5	07/17/21 11:56	07/18/21 10:04		N2
Aromatic (C09-C10)	**294**	mg/kg	15.6	15.6	5	07/17/21 11:56	07/18/21 10:04		N2
Surrogates									
4-Bromofluorobenzene (FID) (S)	138	%	70-130		5	07/17/21 11:56	07/18/21 10:04	460-00-4	S2
4-Bromofluorobenzene (PID) (S)	79	%	70-130		5	07/17/21 11:56	07/18/21 10:04	460-00-4	
8260D/5035A/5030B Volatiles	Analytical Method: EPA 8260D Preparation Method: EPA 5035A/5030B Pace Analytical Services - Charlotte								
Acetone	**1120J**	ug/kg	3110	998	25	07/15/21 11:58	07/15/21 15:33	67-64-1	
Benzene	**3010**	ug/kg	155	61.8	25	07/15/21 11:58	07/15/21 15:33	71-43-2	
Bromobenzene	ND	ug/kg	155	50.7	25	07/15/21 11:58	07/15/21 15:33	108-86-1	
Bromochloromethane	ND	ug/kg	155	46.0	25	07/15/21 11:58	07/15/21 15:33	74-97-5	
Bromodichloromethane	ND	ug/kg	155	60.0	25	07/15/21 11:58	07/15/21 15:33	75-27-4	
Bromoform	ND	ug/kg	155	54.7	25	07/15/21 11:58	07/15/21 15:33	75-25-2	
Bromomethane	ND	ug/kg	311	246	25	07/15/21 11:58	07/15/21 15:33	74-83-9	IK
2-Butanone (MEK)	ND	ug/kg	3110	746	25	07/15/21 11:58	07/15/21 15:33	78-93-3	
n-Butylbenzene	**4480**	ug/kg	155	73.3	25	07/15/21 11:58	07/15/21 15:33	104-51-8	
sec-Butylbenzene	ND	ug/kg	155	68.4	25	07/15/21 11:58	07/15/21 15:33	135-98-8	
tert-Butylbenzene	ND	ug/kg	155	55.3	25	07/15/21 11:58	07/15/21 15:33	98-06-6	
Carbon tetrachloride	ND	ug/kg	155	58.1	25	07/15/21 11:58	07/15/21 15:33	56-23-5	
Chlorobenzene	ND	ug/kg	155	29.8	25	07/15/21 11:58	07/15/21 15:33	108-90-7	
Chloroethane	ND	ug/kg	311	120	25	07/15/21 11:58	07/15/21 15:33	75-00-3	
Chloroform	ND	ug/kg	155	94.5	25	07/15/21 11:58	07/15/21 15:33	67-66-3	
Chloromethane	ND	ug/kg	311	131	25	07/15/21 11:58	07/15/21 15:33	74-87-3	
2-Chlorotoluene	ND	ug/kg	155	55.0	25	07/15/21 11:58	07/15/21 15:33	95-49-8	
4-Chlorotoluene	ND	ug/kg	155	27.5	25	07/15/21 11:58	07/15/21 15:33	106-43-4	
1,2-Dibromo-3-chloropropane	ND	ug/kg	155	60.3	25	07/15/21 11:58	07/15/21 15:33	96-12-8	
Dibromochloromethane	ND	ug/kg	155	87.3	25	07/15/21 11:58	07/15/21 15:33	124-48-1	
1,2-Dibromoethane (EDB)	ND	ug/kg	155	68.4	25	07/15/21 11:58	07/15/21 15:33	106-93-4	
Dibromomethane	ND	ug/kg	155	33.3	25	07/15/21 11:58	07/15/21 15:33	74-95-3	
1,2-Dichlorobenzene	ND	ug/kg	155	55.9	25	07/15/21 11:58	07/15/21 15:33	95-50-1	
1,3-Dichlorobenzene	ND	ug/kg	155	48.2	25	07/15/21 11:58	07/15/21 15:33	541-73-1	
1,4-Dichlorobenzene	ND	ug/kg	155	40.4	25	07/15/21 11:58	07/15/21 15:33	106-46-7	
Dichlorodifluoromethane	ND	ug/kg	311	67.4	25	07/15/21 11:58	07/15/21 15:33	75-71-8	
1,1-Dichloroethane	ND	ug/kg	155	64.0	25	07/15/21 11:58	07/15/21 15:33	75-34-3	
1,2-Dichloroethane	ND	ug/kg	155	103	25	07/15/21 11:58	07/15/21 15:33	107-06-2	v2
1,1-Dichloroethene	ND	ug/kg	155	64.0	25	07/15/21 11:58	07/15/21 15:33	75-35-4	
cis-1,2-Dichloroethene	ND	ug/kg	155	53.1	25	07/15/21 11:58	07/15/21 15:33	156-59-2	
trans-1,2-Dichloroethene	ND	ug/kg	155	54.4	25	07/15/21 11:58	07/15/21 15:33	156-60-5	
1,2-Dichloropropane	ND	ug/kg	155	46.6	25	07/15/21 11:58	07/15/21 15:33	78-87-5	
1,3-Dichloropropane	ND	ug/kg	155	48.5	25	07/15/21 11:58	07/15/21 15:33	142-28-9	
2,2-Dichloropropane	ND	ug/kg	155	50.7	25	07/15/21 11:58	07/15/21 15:33	594-20-7	

REPORT OF LABORATORY ANALYSIS

This report shall not be reproduced, except in full,
without the written consent of Pace Analytical Services, LLC.

Pace Analytical Services, LLC
9800 Kincey Ave. Suite 100
Huntersville, NC 28078
(704)875-9092

ANALYTICAL RESULTS

Project: CPC Huntersville/2020-L1-2448
Pace Project No.: 92548986

Sample: AD6 (24-26') **Lab ID: 92548986008** Collected: 07/10/21 12:35 Received: 07/12/21 14:30 Matrix: Solid

Results reported on a "dry weight" basis and are adjusted for percent moisture, sample size and any dilutions.

Parameters	Results	Units	Report Limit	MDL	DF	Prepared	Analyzed	CAS No.	Qual
8260D/5035A/5030B Volatiles	Analytical Method: EPA 8260D Preparation Method: EPA 5035A/5030B Pace Analytical Services - Charlotte								
1,1-Dichloropropene	ND	ug/kg	155	74.6	25	07/15/21 11:58	07/15/21 15:33	563-58-6	
cis-1,3-Dichloropropene	ND	ug/kg	155	42.3	25	07/15/21 11:58	07/15/21 15:33	10061-01-5	
trans-1,3-Dichloropropene	ND	ug/kg	155	53.5	25	07/15/21 11:58	07/15/21 15:33	10061-02-6	
Diisopropyl ether	**113J**	ug/kg	155	42.0	25	07/15/21 11:58	07/15/21 15:33	108-20-3	v2
Ethylbenzene	**34700**	ug/kg	155	72.4	25	07/15/21 11:58	07/15/21 15:33	100-41-4	
Hexachloro-1,3-butadiene	ND	ug/kg	311	254	25	07/15/21 11:58	07/15/21 15:33	87-68-3	
2-Hexanone	ND	ug/kg	1550	150	25	07/15/21 11:58	07/15/21 15:33	591-78-6	
Isopropylbenzene (Cumene)	**3600**	ug/kg	155	52.8	25	07/15/21 11:58	07/15/21 15:33	98-82-8	
p-Isopropyltoluene	**4110**	ug/kg	155	76.5	25	07/15/21 11:58	07/15/21 15:33	99-87-6	
Methylene Chloride	ND	ug/kg	622	426	25	07/15/21 11:58	07/15/21 15:33	75-09-2	
4-Methyl-2-pentanone (MIBK)	**3350**	ug/kg	1550	150	25	07/15/21 11:58	07/15/21 15:33	108-10-1	
Methyl-tert-butyl ether	ND	ug/kg	155	58.1	25	07/15/21 11:58	07/15/21 15:33	1634-04-4	
Naphthalene	**10900**	ug/kg	155	81.7	25	07/15/21 11:58	07/15/21 15:33	91-20-3	
n-Propylbenzene	**15500**	ug/kg	155	55.3	25	07/15/21 11:58	07/15/21 15:33	103-65-1	
Styrene	**1550**	ug/kg	155	41.0	25	07/15/21 11:58	07/15/21 15:33	100-42-5	
1,1,1,2-Tetrachloroethane	ND	ug/kg	155	59.7	25	07/15/21 11:58	07/15/21 15:33	630-20-6	
1,1,2,2-Tetrachloroethane	ND	ug/kg	155	41.0	25	07/15/21 11:58	07/15/21 15:33	79-34-5	
Tetrachloroethene	ND	ug/kg	155	49.1	25	07/15/21 11:58	07/15/21 15:33	127-18-4	
Toluene	**66700**	ug/kg	155	44.1	25	07/15/21 11:58	07/15/21 15:33	108-88-3	
1,2,3-Trichlorobenzene	ND	ug/kg	155	126	25	07/15/21 11:58	07/15/21 15:33	87-61-6	
1,2,4-Trichlorobenzene	ND	ug/kg	155	131	25	07/15/21 11:58	07/15/21 15:33	120-82-1	
1,1,1-Trichloroethane	ND	ug/kg	155	80.8	25	07/15/21 11:58	07/15/21 15:33	71-55-6	
1,1,2-Trichloroethane	ND	ug/kg	155	51.6	25	07/15/21 11:58	07/15/21 15:33	79-00-5	
Trichloroethene	ND	ug/kg	155	40.1	25	07/15/21 11:58	07/15/21 15:33	79-01-6	
Trichlorofluoromethane	ND	ug/kg	155	85.5	25	07/15/21 11:58	07/15/21 15:33	75-69-4	
1,2,3-Trichloropropane	ND	ug/kg	155	78.6	25	07/15/21 11:58	07/15/21 15:33	96-18-4	
1,2,4-Trimethylbenzene	**89000**	ug/kg	155	42.6	25	07/15/21 11:58	07/15/21 15:33	95-63-6	
1,3,5-Trimethylbenzene	**26200**	ug/kg	155	52.2	25	07/15/21 11:58	07/15/21 15:33	108-67-8	
Vinyl acetate	ND	ug/kg	1550	113	25	07/15/21 11:58	07/15/21 15:33	108-05-4	
Vinyl chloride	ND	ug/kg	311	78.9	25	07/15/21 11:58	07/15/21 15:33	75-01-4	
Xylene (Total)	**180000**	ug/kg	311	88.6	25	07/15/21 11:58	07/15/21 15:33	1330-20-7	
m&p-Xylene	**127000**	ug/kg	311	106	25	07/15/21 11:58	07/15/21 15:33	179601-23-1	
o-Xylene	**53700**	ug/kg	155	68.7	25	07/15/21 11:58	07/15/21 15:33	95-47-6	
Surrogates									
Toluene-d8 (S)	96	%	70-130		25	07/15/21 11:58	07/15/21 15:33	2037-26-5	
4-Bromofluorobenzene (S)	96	%	69-134		25	07/15/21 11:58	07/15/21 15:33	460-00-4	
1,2-Dichloroethane-d4 (S)	98	%	70-130		25	07/15/21 11:58	07/15/21 15:33	17060-07-0	
Percent Moisture	Analytical Method: SW-846 Pace Analytical Services - Charlotte								
Percent Moisture	**14.4**	%	0.10	0.10	1		07/13/21 13:58		N2

REPORT OF LABORATORY ANALYSIS

This report shall not be reproduced, except in full,
without the written consent of Pace Analytical Services, LLC.

Pace Analytical Services, LLC
9800 Kincey Ave. Suite 100
Huntersville, NC 28078
(704)875-9092

ANALYTICAL RESULTS

Project: CPC Huntersville/2020-L1-2448
Pace Project No.: 92548986

Sample: AD6 (34-36') **Lab ID: 92548986009** Collected: 07/10/21 12:40 Received: 07/12/21 14:30 Matrix: Solid

Results reported on a "dry weight" basis and are adjusted for percent moisture, sample size and any dilutions.

Parameters	Results	Units	Report Limit	MDL	DF	Prepared	Analyzed	CAS No.	Qual
VPH NC Soil	Analytical Method: MADEP VPH Preparation Method: MADEP VPH Pace Analytical Services - Charlotte								
Total VPH (C5-C12)	**45.8**	mg/kg	2.8	2.8	1	07/16/21 12:52	07/17/21 03:11		N2
Aliphatic (C05-C08)	**34.9**	mg/kg	2.8	2.8	1	07/16/21 12:52	07/17/21 03:11		N2
Aliphatic(C09-C12) Adjusted	**9.4**	mg/kg	2.8	2.8	1	07/16/21 12:52	07/17/21 03:11		N2
Aromatic (C09-C10)	ND	mg/kg	2.8	2.8	1	07/16/21 12:52	07/17/21 03:11		N2
Surrogates									
4-Bromofluorobenzene (FID) (S)	104	%	70-130		1	07/16/21 12:52	07/17/21 03:11	460-00-4	
4-Bromofluorobenzene (PID) (S)	94	%	70-130		1	07/16/21 12:52	07/17/21 03:11	460-00-4	
8260D/5035A/5030B Volatiles	Analytical Method: EPA 8260D Preparation Method: EPA 5035A/5030B Pace Analytical Services - Charlotte								
Acetone	ND	ug/kg	115	37.0	1	07/14/21 12:50	07/15/21 03:34	67-64-1	
Benzene	**261**	ug/kg	5.8	2.3	1	07/14/21 12:50	07/15/21 03:34	71-43-2	
Bromobenzene	ND	ug/kg	5.8	1.9	1	07/14/21 12:50	07/15/21 03:34	108-86-1	
Bromochloromethane	ND	ug/kg	5.8	1.7	1	07/14/21 12:50	07/15/21 03:34	74-97-5	
Bromodichloromethane	ND	ug/kg	5.8	2.2	1	07/14/21 12:50	07/15/21 03:34	75-27-4	
Bromoform	ND	ug/kg	5.8	2.0	1	07/14/21 12:50	07/15/21 03:34	75-25-2	
Bromomethane	ND	ug/kg	11.5	9.1	1	07/14/21 12:50	07/15/21 03:34	74-83-9	IK
2-Butanone (MEK)	**37.4J**	ug/kg	115	27.7	1	07/14/21 12:50	07/15/21 03:34	78-93-3	
n-Butylbenzene	ND	ug/kg	5.8	2.7	1	07/14/21 12:50	07/15/21 03:34	104-51-8	
sec-Butylbenzene	ND	ug/kg	5.8	2.5	1	07/14/21 12:50	07/15/21 03:34	135-98-8	
tert-Butylbenzene	ND	ug/kg	5.8	2.1	1	07/14/21 12:50	07/15/21 03:34	98-06-6	
Carbon tetrachloride	ND	ug/kg	5.8	2.2	1	07/14/21 12:50	07/15/21 03:34	56-23-5	
Chlorobenzene	ND	ug/kg	5.8	1.1	1	07/14/21 12:50	07/15/21 03:34	108-90-7	
Chloroethane	ND	ug/kg	11.5	4.4	1	07/14/21 12:50	07/15/21 03:34	75-00-3	
Chloroform	ND	ug/kg	5.8	3.5	1	07/14/21 12:50	07/15/21 03:34	67-66-3	
Chloromethane	ND	ug/kg	11.5	4.8	1	07/14/21 12:50	07/15/21 03:34	74-87-3	
2-Chlorotoluene	ND	ug/kg	5.8	2.0	1	07/14/21 12:50	07/15/21 03:34	95-49-8	
4-Chlorotoluene	ND	ug/kg	5.8	1.0	1	07/14/21 12:50	07/15/21 03:34	106-43-4	
1,2-Dibromo-3-chloropropane	ND	ug/kg	5.8	2.2	1	07/14/21 12:50	07/15/21 03:34	96-12-8	
Dibromochloromethane	ND	ug/kg	5.8	3.2	1	07/14/21 12:50	07/15/21 03:34	124-48-1	
1,2-Dibromoethane (EDB)	ND	ug/kg	5.8	2.5	1	07/14/21 12:50	07/15/21 03:34	106-93-4	
Dibromomethane	ND	ug/kg	5.8	1.2	1	07/14/21 12:50	07/15/21 03:34	74-95-3	
1,2-Dichlorobenzene	ND	ug/kg	5.8	2.1	1	07/14/21 12:50	07/15/21 03:34	95-50-1	
1,3-Dichlorobenzene	ND	ug/kg	5.8	1.8	1	07/14/21 12:50	07/15/21 03:34	541-73-1	
1,4-Dichlorobenzene	ND	ug/kg	5.8	1.5	1	07/14/21 12:50	07/15/21 03:34	106-46-7	
Dichlorodifluoromethane	ND	ug/kg	11.5	2.5	1	07/14/21 12:50	07/15/21 03:34	75-71-8	
1,1-Dichloroethane	ND	ug/kg	5.8	2.4	1	07/14/21 12:50	07/15/21 03:34	75-34-3	
1,2-Dichloroethane	ND	ug/kg	5.8	3.8	1	07/14/21 12:50	07/15/21 03:34	107-06-2	
1,1-Dichloroethene	ND	ug/kg	5.8	2.4	1	07/14/21 12:50	07/15/21 03:34	75-35-4	
cis-1,2-Dichloroethene	ND	ug/kg	5.8	2.0	1	07/14/21 12:50	07/15/21 03:34	156-59-2	
trans-1,2-Dichloroethene	ND	ug/kg	5.8	2.0	1	07/14/21 12:50	07/15/21 03:34	156-60-5	
1,2-Dichloropropane	ND	ug/kg	5.8	1.7	1	07/14/21 12:50	07/15/21 03:34	78-87-5	
1,3-Dichloropropane	ND	ug/kg	5.8	1.8	1	07/14/21 12:50	07/15/21 03:34	142-28-9	
2,2-Dichloropropane	ND	ug/kg	5.8	1.9	1	07/14/21 12:50	07/15/21 03:34	594-20-7	v2

REPORT OF LABORATORY ANALYSIS

This report shall not be reproduced, except in full,
without the written consent of Pace Analytical Services, LLC.

Pace Analytical Services, LLC
9800 Kincey Ave. Suite 100
Huntersville, NC 28078
(704)875-9092

ANALYTICAL RESULTS

Project: CPC Huntersville/2020-L1-2448
Pace Project No.: 92548986

Sample: AD6 (34-36') **Lab ID: 92548986009** Collected: 07/10/21 12:40 Received: 07/12/21 14:30 Matrix: Solid

Results reported on a "dry weight" basis and are adjusted for percent moisture, sample size and any dilutions.

Parameters	Results	Units	Report Limit	MDL	DF	Prepared	Analyzed	CAS No.	Qual
8260D/5035A/5030B Volatiles	Analytical Method: EPA 8260D Preparation Method: EPA 5035A/5030B Pace Analytical Services - Charlotte								
1,1-Dichloropropene	ND	ug/kg	5.8	2.8	1	07/14/21 12:50	07/15/21 03:34	563-58-6	
cis-1,3-Dichloropropene	ND	ug/kg	5.8	1.6	1	07/14/21 12:50	07/15/21 03:34	10061-01-5	
trans-1,3-Dichloropropene	ND	ug/kg	5.8	2.0	1	07/14/21 12:50	07/15/21 03:34	10061-02-6	
Diisopropyl ether	**33.5**	ug/kg	5.8	1.6	1	07/14/21 12:50	07/15/21 03:34	108-20-3	
Ethylbenzene	**216**	ug/kg	5.8	2.7	1	07/14/21 12:50	07/15/21 03:34	100-41-4	
Hexachloro-1,3-butadiene	ND	ug/kg	11.5	9.4	1	07/14/21 12:50	07/15/21 03:34	87-68-3	
2-Hexanone	ND	ug/kg	57.6	5.6	1	07/14/21 12:50	07/15/21 03:34	591-78-6	
Isopropylbenzene (Cumene)	ND	ug/kg	5.8	2.0	1	07/14/21 12:50	07/15/21 03:34	98-82-8	
p-Isopropyltoluene	**47.3**	ug/kg	5.8	2.8	1	07/14/21 12:50	07/15/21 03:34	99-87-6	
Methylene Chloride	ND	ug/kg	23.1	15.8	1	07/14/21 12:50	07/15/21 03:34	75-09-2	
4-Methyl-2-pentanone (MIBK)	ND	ug/kg	57.6	5.6	1	07/14/21 12:50	07/15/21 03:34	108-10-1	
Methyl-tert-butyl ether	**8.1**	ug/kg	5.8	2.2	1	07/14/21 12:50	07/15/21 03:34	1634-04-4	
Naphthalene	**204**	ug/kg	5.8	3.0	1	07/14/21 12:50	07/15/21 03:34	91-20-3	
n-Propylbenzene	ND	ug/kg	5.8	2.1	1	07/14/21 12:50	07/15/21 03:34	103-65-1	
Styrene	ND	ug/kg	5.8	1.5	1	07/14/21 12:50	07/15/21 03:34	100-42-5	
1,1,1,2-Tetrachloroethane	ND	ug/kg	5.8	2.2	1	07/14/21 12:50	07/15/21 03:34	630-20-6	
1,1,2,2-Tetrachloroethane	ND	ug/kg	5.8	1.5	1	07/14/21 12:50	07/15/21 03:34	79-34-5	
Tetrachloroethene	ND	ug/kg	5.8	1.8	1	07/14/21 12:50	07/15/21 03:34	127-18-4	
Toluene	**1200**	ug/kg	5.8	1.6	1	07/14/21 12:50	07/15/21 03:34	108-88-3	
1,2,3-Trichlorobenzene	ND	ug/kg	5.8	4.7	1	07/14/21 12:50	07/15/21 03:34	87-61-6	
1,2,4-Trichlorobenzene	ND	ug/kg	5.8	4.8	1	07/14/21 12:50	07/15/21 03:34	120-82-1	
1,1,1-Trichloroethane	ND	ug/kg	5.8	3.0	1	07/14/21 12:50	07/15/21 03:34	71-55-6	
1,1,2-Trichloroethane	ND	ug/kg	5.8	1.9	1	07/14/21 12:50	07/15/21 03:34	79-00-5	
Trichloroethene	ND	ug/kg	5.8	1.5	1	07/14/21 12:50	07/15/21 03:34	79-01-6	
Trichlorofluoromethane	ND	ug/kg	5.8	3.2	1	07/14/21 12:50	07/15/21 03:34	75-69-4	
1,2,3-Trichloropropane	ND	ug/kg	5.8	2.9	1	07/14/21 12:50	07/15/21 03:34	96-18-4	
1,2,4-Trimethylbenzene	**445**	ug/kg	5.8	1.6	1	07/14/21 12:50	07/15/21 03:34	95-63-6	
1,3,5-Trimethylbenzene	ND	ug/kg	5.8	1.9	1	07/14/21 12:50	07/15/21 03:34	108-67-8	
Vinyl acetate	ND	ug/kg	57.6	4.2	1	07/14/21 12:50	07/15/21 03:34	108-05-4	
Vinyl chloride	ND	ug/kg	11.5	2.9	1	07/14/21 12:50	07/15/21 03:34	75-01-4	
Xylene (Total)	**1160**	ug/kg	11.5	3.3	1	07/14/21 12:50	07/15/21 03:34	1330-20-7	
m&p-Xylene	**775**	ug/kg	11.5	3.9	1	07/14/21 12:50	07/15/21 03:34	179601-23-1	
o-Xylene	**388**	ug/kg	5.8	2.5	1	07/14/21 12:50	07/15/21 03:34	95-47-6	
Surrogates									
Toluene-d8 (S)	99	%	70-130		1	07/14/21 12:50	07/15/21 03:34	2037-26-5	
4-Bromofluorobenzene (S)	102	%	69-134		1	07/14/21 12:50	07/15/21 03:34	460-00-4	
1,2-Dichloroethane-d4 (S)	95	%	70-130		1	07/14/21 12:50	07/15/21 03:34	17060-07-0	
Percent Moisture	Analytical Method: SW-846 Pace Analytical Services - Charlotte								
Percent Moisture	**13.1**	%	0.10	0.10	1		07/13/21 14:23		N2

REPORT OF LABORATORY ANALYSIS

This report shall not be reproduced, except in full,
without the written consent of Pace Analytical Services, LLC.

Pace Analytical Services, LLC
9800 Kincey Ave. Suite 100
Huntersville, NC 28078
(704)875-9092

ANALYTICAL RESULTS

Project: CPC Huntersville/2020-L1-2448
Pace Project No.: 92548986

Sample: AD7 (0-2') **Lab ID: 92548986010** Collected: 07/10/21 14:30 Received: 07/12/21 14:30 Matrix: Solid

Results reported on a "dry weight" basis and are adjusted for percent moisture, sample size and any dilutions.

Parameters	Results	Units	Report Limit	MDL	DF	Prepared	Analyzed	CAS No.	Qual
VPH NC Soil	Analytical Method: MADEP VPH Preparation Method: MADEP VPH Pace Analytical Services - Charlotte								
Total VPH (C5-C12)	ND	mg/kg	3.5	3.5	1	07/16/21 12:52	07/17/21 03:39		N2
Aliphatic (C05-C08)	ND	mg/kg	3.5	3.5	1	07/16/21 12:52	07/17/21 03:39		N2
Aliphatic(C09-C12) Adjusted	ND	mg/kg	3.5	3.5	1	07/16/21 12:52	07/17/21 03:39		N2
Aromatic (C09-C10)	ND	mg/kg	3.5	3.5	1	07/16/21 12:52	07/17/21 03:39		N2
Surrogates									
4-Bromofluorobenzene (FID) (S)	94	%	70-130		1	07/16/21 12:52	07/17/21 03:39	460-00-4	
4-Bromofluorobenzene (PID) (S)	87	%	70-130		1	07/16/21 12:52	07/17/21 03:39	460-00-4	
8260D/5035A/5030B Volatiles	Analytical Method: EPA 8260D Preparation Method: EPA 5035A/5030B Pace Analytical Services - Charlotte								
Acetone	ND	ug/kg	141	45.3	1	07/14/21 12:50	07/15/21 03:52	67-64-1	
Benzene	ND	ug/kg	7.1	2.8	1	07/14/21 12:50	07/15/21 03:52	71-43-2	
Bromobenzene	ND	ug/kg	7.1	2.3	1	07/14/21 12:50	07/15/21 03:52	108-86-1	
Bromochloromethane	ND	ug/kg	7.1	2.1	1	07/14/21 12:50	07/15/21 03:52	74-97-5	
Bromodichloromethane	ND	ug/kg	7.1	2.7	1	07/14/21 12:50	07/15/21 03:52	75-27-4	
Bromoform	ND	ug/kg	7.1	2.5	1	07/14/21 12:50	07/15/21 03:52	75-25-2	
Bromomethane	ND	ug/kg	14.1	11.2	1	07/14/21 12:50	07/15/21 03:52	74-83-9	IK
2-Butanone (MEK)	ND	ug/kg	141	33.9	1	07/14/21 12:50	07/15/21 03:52	78-93-3	
n-Butylbenzene	ND	ug/kg	7.1	3.3	1	07/14/21 12:50	07/15/21 03:52	104-51-8	
sec-Butylbenzene	ND	ug/kg	7.1	3.1	1	07/14/21 12:50	07/15/21 03:52	135-98-8	
tert-Butylbenzene	ND	ug/kg	7.1	2.5	1	07/14/21 12:50	07/15/21 03:52	98-06-6	
Carbon tetrachloride	ND	ug/kg	7.1	2.6	1	07/14/21 12:50	07/15/21 03:52	56-23-5	
Chlorobenzene	ND	ug/kg	7.1	1.4	1	07/14/21 12:50	07/15/21 03:52	108-90-7	
Chloroethane	ND	ug/kg	14.1	5.5	1	07/14/21 12:50	07/15/21 03:52	75-00-3	
Chloroform	ND	ug/kg	7.1	4.3	1	07/14/21 12:50	07/15/21 03:52	67-66-3	
Chloromethane	ND	ug/kg	14.1	5.9	1	07/14/21 12:50	07/15/21 03:52	74-87-3	
2-Chlorotoluene	ND	ug/kg	7.1	2.5	1	07/14/21 12:50	07/15/21 03:52	95-49-8	
4-Chlorotoluene	ND	ug/kg	7.1	1.3	1	07/14/21 12:50	07/15/21 03:52	106-43-4	
1,2-Dibromo-3-chloropropane	ND	ug/kg	7.1	2.7	1	07/14/21 12:50	07/15/21 03:52	96-12-8	
Dibromochloromethane	ND	ug/kg	7.1	4.0	1	07/14/21 12:50	07/15/21 03:52	124-48-1	
1,2-Dibromoethane (EDB)	ND	ug/kg	7.1	3.1	1	07/14/21 12:50	07/15/21 03:52	106-93-4	
Dibromomethane	ND	ug/kg	7.1	1.5	1	07/14/21 12:50	07/15/21 03:52	74-95-3	
1,2-Dichlorobenzene	ND	ug/kg	7.1	2.5	1	07/14/21 12:50	07/15/21 03:52	95-50-1	
1,3-Dichlorobenzene	ND	ug/kg	7.1	2.2	1	07/14/21 12:50	07/15/21 03:52	541-73-1	
1,4-Dichlorobenzene	ND	ug/kg	7.1	1.8	1	07/14/21 12:50	07/15/21 03:52	106-46-7	
Dichlorodifluoromethane	ND	ug/kg	14.1	3.1	1	07/14/21 12:50	07/15/21 03:52	75-71-8	
1,1-Dichloroethane	ND	ug/kg	7.1	2.9	1	07/14/21 12:50	07/15/21 03:52	75-34-3	
1,2-Dichloroethane	ND	ug/kg	7.1	4.7	1	07/14/21 12:50	07/15/21 03:52	107-06-2	
1,1-Dichloroethene	ND	ug/kg	7.1	2.9	1	07/14/21 12:50	07/15/21 03:52	75-35-4	
cis-1,2-Dichloroethene	ND	ug/kg	7.1	2.4	1	07/14/21 12:50	07/15/21 03:52	156-59-2	
trans-1,2-Dichloroethene	ND	ug/kg	7.1	2.5	1	07/14/21 12:50	07/15/21 03:52	156-60-5	
1,2-Dichloropropane	ND	ug/kg	7.1	2.1	1	07/14/21 12:50	07/15/21 03:52	78-87-5	
1,3-Dichloropropane	ND	ug/kg	7.1	2.2	1	07/14/21 12:50	07/15/21 03:52	142-28-9	
2,2-Dichloropropane	ND	ug/kg	7.1	2.3	1	07/14/21 12:50	07/15/21 03:52	594-20-7	v2

REPORT OF LABORATORY ANALYSIS

This report shall not be reproduced, except in full,
without the written consent of Pace Analytical Services, LLC.

Pace Analytical Services, LLC
9800 Kincey Ave. Suite 100
Huntersville, NC 28078
(704)875-9092

ANALYTICAL RESULTS

Project: CPC Huntersville/2020-L1-2448
Pace Project No.: 92548986

Sample: AD7 (0-2') **Lab ID: 92548986010** Collected: 07/10/21 14:30 Received: 07/12/21 14:30 Matrix: Solid

Results reported on a "dry weight" basis and are adjusted for percent moisture, sample size and any dilutions.

Parameters	Results	Units	Report Limit	MDL	DF	Prepared	Analyzed	CAS No.	Qual
8260D/5035A/5030B Volatiles	Analytical Method: EPA 8260D Preparation Method: EPA 5035A/5030B Pace Analytical Services - Charlotte								
1,1-Dichloropropene	ND	ug/kg	7.1	3.4	1	07/14/21 12:50	07/15/21 03:52	563-58-6	
cis-1,3-Dichloropropene	ND	ug/kg	7.1	1.9	1	07/14/21 12:50	07/15/21 03:52	10061-01-5	
trans-1,3-Dichloropropene	ND	ug/kg	7.1	2.4	1	07/14/21 12:50	07/15/21 03:52	10061-02-6	
Diisopropyl ether	ND	ug/kg	7.1	1.9	1	07/14/21 12:50	07/15/21 03:52	108-20-3	
Ethylbenzene	ND	ug/kg	7.1	3.3	1	07/14/21 12:50	07/15/21 03:52	100-41-4	
Hexachloro-1,3-butadiene	ND	ug/kg	14.1	11.6	1	07/14/21 12:50	07/15/21 03:52	87-68-3	
2-Hexanone	ND	ug/kg	70.6	6.8	1	07/14/21 12:50	07/15/21 03:52	591-78-6	
Isopropylbenzene (Cumene)	ND	ug/kg	7.1	2.4	1	07/14/21 12:50	07/15/21 03:52	98-82-8	
p-Isopropyltoluene	ND	ug/kg	7.1	3.5	1	07/14/21 12:50	07/15/21 03:52	99-87-6	
Methylene Chloride	ND	ug/kg	28.2	19.4	1	07/14/21 12:50	07/15/21 03:52	75-09-2	
4-Methyl-2-pentanone (MIBK)	ND	ug/kg	70.6	6.8	1	07/14/21 12:50	07/15/21 03:52	108-10-1	
Methyl-tert-butyl ether	ND	ug/kg	7.1	2.6	1	07/14/21 12:50	07/15/21 03:52	1634-04-4	
Naphthalene	**8.3**	ug/kg	7.1	3.7	1	07/14/21 12:50	07/15/21 03:52	91-20-3	
n-Propylbenzene	ND	ug/kg	7.1	2.5	1	07/14/21 12:50	07/15/21 03:52	103-65-1	
Styrene	ND	ug/kg	7.1	1.9	1	07/14/21 12:50	07/15/21 03:52	100-42-5	
1,1,1,2-Tetrachloroethane	ND	ug/kg	7.1	2.7	1	07/14/21 12:50	07/15/21 03:52	630-20-6	
1,1,2,2-Tetrachloroethane	ND	ug/kg	7.1	1.9	1	07/14/21 12:50	07/15/21 03:52	79-34-5	
Tetrachloroethene	ND	ug/kg	7.1	2.2	1	07/14/21 12:50	07/15/21 03:52	127-18-4	
Toluene	**15.9**	ug/kg	7.1	2.0	1	07/14/21 12:50	07/15/21 03:52	108-88-3	
1,2,3-Trichlorobenzene	ND	ug/kg	7.1	5.7	1	07/14/21 12:50	07/15/21 03:52	87-61-6	
1,2,4-Trichlorobenzene	ND	ug/kg	7.1	5.9	1	07/14/21 12:50	07/15/21 03:52	120-82-1	
1,1,1-Trichloroethane	ND	ug/kg	7.1	3.7	1	07/14/21 12:50	07/15/21 03:52	71-55-6	
1,1,2-Trichloroethane	ND	ug/kg	7.1	2.3	1	07/14/21 12:50	07/15/21 03:52	79-00-5	
Trichloroethene	ND	ug/kg	7.1	1.8	1	07/14/21 12:50	07/15/21 03:52	79-01-6	
Trichlorofluoromethane	ND	ug/kg	7.1	3.9	1	07/14/21 12:50	07/15/21 03:52	75-69-4	
1,2,3-Trichloropropane	ND	ug/kg	7.1	3.6	1	07/14/21 12:50	07/15/21 03:52	96-18-4	
1,2,4-Trimethylbenzene	**8.4**	ug/kg	7.1	1.9	1	07/14/21 12:50	07/15/21 03:52	95-63-6	
1,3,5-Trimethylbenzene	ND	ug/kg	7.1	2.4	1	07/14/21 12:50	07/15/21 03:52	108-67-8	
Vinyl acetate	ND	ug/kg	70.6	5.1	1	07/14/21 12:50	07/15/21 03:52	108-05-4	
Vinyl chloride	ND	ug/kg	14.1	3.6	1	07/14/21 12:50	07/15/21 03:52	75-01-4	
Xylene (Total)	**25.0**	ug/kg	14.1	4.0	1	07/14/21 12:50	07/15/21 03:52	1330-20-7	
m&p-Xylene	**19.4**	ug/kg	14.1	4.8	1	07/14/21 12:50	07/15/21 03:52	179601-23-1	
o-Xylene	**5.6J**	ug/kg	7.1	3.1	1	07/14/21 12:50	07/15/21 03:52	95-47-6	
Surrogates									
Toluene-d8 (S)	99	%	70-130		1	07/14/21 12:50	07/15/21 03:52	2037-26-5	
4-Bromofluorobenzene (S)	96	%	69-134		1	07/14/21 12:50	07/15/21 03:52	460-00-4	
1,2-Dichloroethane-d4 (S)	96	%	70-130		1	07/14/21 12:50	07/15/21 03:52	17060-07-0	
Percent Moisture	Analytical Method: SW-846 Pace Analytical Services - Charlotte								
Percent Moisture	**21.7**	%	0.10	0.10	1		07/13/21 14:23		N2

REPORT OF LABORATORY ANALYSIS

This report shall not be reproduced, except in full,
without the written consent of Pace Analytical Services, LLC.

Pace Analytical Services, LLC
9800 Kincey Ave. Suite 100
Huntersville, NC 28078
(704)875-9092

ANALYTICAL RESULTS

Project: CPC Huntersville/2020-L1-2448
Pace Project No.: 92548986

Sample: AD7 (24-26') **Lab ID: 92548986011** Collected: 07/10/21 14:35 Received: 07/12/21 14:30 Matrix: Solid

Results reported on a "dry weight" basis and are adjusted for percent moisture, sample size and any dilutions.

Parameters	Results	Units	Report Limit	MDL	DF	Prepared	Analyzed	CAS No.	Qual
VPH NC Soil	Analytical Method: MADEP VPH Preparation Method: MADEP VPH Pace Analytical Services - Charlotte								
Total VPH (C5-C12)	**12.7**	mg/kg	3.2	3.2	1	07/16/21 12:52	07/17/21 04:08		N2
Aliphatic (C05-C08)	**11.5**	mg/kg	3.2	3.2	1	07/16/21 12:52	07/17/21 04:08		N2
Aliphatic(C09-C12) Adjusted	ND	mg/kg	3.2	3.2	1	07/16/21 12:52	07/17/21 04:08		N2
Aromatic (C09-C10)	ND	mg/kg	3.2	3.2	1	07/16/21 12:52	07/17/21 04:08		N2
Surrogates									
4-Bromofluorobenzene (FID) (S)	98	%	70-130		1	07/16/21 12:52	07/17/21 04:08	460-00-4	
4-Bromofluorobenzene (PID) (S)	88	%	70-130		1	07/16/21 12:52	07/17/21 04:08	460-00-4	
8260D/5035A/5030B Volatiles	Analytical Method: EPA 8260D Preparation Method: EPA 5035A/5030B Pace Analytical Services - Charlotte								
Acetone	ND	ug/kg	126	40.6	1	07/14/21 12:50	07/15/21 04:11	67-64-1	
Benzene	**43.9**	ug/kg	6.3	2.5	1	07/14/21 12:50	07/15/21 04:11	71-43-2	
Bromobenzene	ND	ug/kg	6.3	2.1	1	07/14/21 12:50	07/15/21 04:11	108-86-1	
Bromochloromethane	ND	ug/kg	6.3	1.9	1	07/14/21 12:50	07/15/21 04:11	74-97-5	
Bromodichloromethane	ND	ug/kg	6.3	2.4	1	07/14/21 12:50	07/15/21 04:11	75-27-4	
Bromoform	ND	ug/kg	6.3	2.2	1	07/14/21 12:50	07/15/21 04:11	75-25-2	
Bromomethane	ND	ug/kg	12.6	10	1	07/14/21 12:50	07/15/21 04:11	74-83-9	IK
2-Butanone (MEK)	ND	ug/kg	126	30.3	1	07/14/21 12:50	07/15/21 04:11	78-93-3	
n-Butylbenzene	ND	ug/kg	6.3	3.0	1	07/14/21 12:50	07/15/21 04:11	104-51-8	
sec-Butylbenzene	ND	ug/kg	6.3	2.8	1	07/14/21 12:50	07/15/21 04:11	135-98-8	
tert-Butylbenzene	**31.7**	ug/kg	6.3	2.3	1	07/14/21 12:50	07/15/21 04:11	98-06-6	
Carbon tetrachloride	ND	ug/kg	6.3	2.4	1	07/14/21 12:50	07/15/21 04:11	56-23-5	
Chlorobenzene	ND	ug/kg	6.3	1.2	1	07/14/21 12:50	07/15/21 04:11	108-90-7	
Chloroethane	ND	ug/kg	12.6	4.9	1	07/14/21 12:50	07/15/21 04:11	75-00-3	
Chloroform	ND	ug/kg	6.3	3.8	1	07/14/21 12:50	07/15/21 04:11	67-66-3	
Chloromethane	ND	ug/kg	12.6	5.3	1	07/14/21 12:50	07/15/21 04:11	74-87-3	
2-Chlorotoluene	ND	ug/kg	6.3	2.2	1	07/14/21 12:50	07/15/21 04:11	95-49-8	
4-Chlorotoluene	ND	ug/kg	6.3	1.1	1	07/14/21 12:50	07/15/21 04:11	106-43-4	
1,2-Dibromo-3-chloropropane	ND	ug/kg	6.3	2.5	1	07/14/21 12:50	07/15/21 04:11	96-12-8	
Dibromochloromethane	ND	ug/kg	6.3	3.6	1	07/14/21 12:50	07/15/21 04:11	124-48-1	
1,2-Dibromoethane (EDB)	ND	ug/kg	6.3	2.8	1	07/14/21 12:50	07/15/21 04:11	106-93-4	
Dibromomethane	ND	ug/kg	6.3	1.4	1	07/14/21 12:50	07/15/21 04:11	74-95-3	
1,2-Dichlorobenzene	ND	ug/kg	6.3	2.3	1	07/14/21 12:50	07/15/21 04:11	95-50-1	
1,3-Dichlorobenzene	ND	ug/kg	6.3	2.0	1	07/14/21 12:50	07/15/21 04:11	541-73-1	
1,4-Dichlorobenzene	ND	ug/kg	6.3	1.6	1	07/14/21 12:50	07/15/21 04:11	106-46-7	
Dichlorodifluoromethane	ND	ug/kg	12.6	2.7	1	07/14/21 12:50	07/15/21 04:11	75-71-8	
1,1-Dichloroethane	ND	ug/kg	6.3	2.6	1	07/14/21 12:50	07/15/21 04:11	75-34-3	
1,2-Dichloroethane	ND	ug/kg	6.3	4.2	1	07/14/21 12:50	07/15/21 04:11	107-06-2	
1,1-Dichloroethene	ND	ug/kg	6.3	2.6	1	07/14/21 12:50	07/15/21 04:11	75-35-4	
cis-1,2-Dichloroethene	ND	ug/kg	6.3	2.2	1	07/14/21 12:50	07/15/21 04:11	156-59-2	
trans-1,2-Dichloroethene	ND	ug/kg	6.3	2.2	1	07/14/21 12:50	07/15/21 04:11	156-60-5	
1,2-Dichloropropane	ND	ug/kg	6.3	1.9	1	07/14/21 12:50	07/15/21 04:11	78-87-5	
1,3-Dichloropropane	ND	ug/kg	6.3	2.0	1	07/14/21 12:50	07/15/21 04:11	142-28-9	
2,2-Dichloropropane	ND	ug/kg	6.3	2.1	1	07/14/21 12:50	07/15/21 04:11	594-20-7	v2

REPORT OF LABORATORY ANALYSIS

This report shall not be reproduced, except in full,
without the written consent of Pace Analytical Services, LLC.

Pace Analytical Services, LLC
9800 Kincey Ave. Suite 100
Huntersville, NC 28078
(704)875-9092

ANALYTICAL RESULTS

Project: CPC Huntersville/2020-L1-2448
Pace Project No.: 92548986

Sample: AD7 (24-26') **Lab ID: 92548986011** Collected: 07/10/21 14:35 Received: 07/12/21 14:30 Matrix: Solid

Results reported on a "dry weight" basis and are adjusted for percent moisture, sample size and any dilutions.

Parameters	Results	Units	Report Limit	MDL	DF	Prepared	Analyzed	CAS No.	Qual
8260D/5035A/5030B Volatiles	Analytical Method: EPA 8260D Preparation Method: EPA 5035A/5030B Pace Analytical Services - Charlotte								
1,1-Dichloropropene	ND	ug/kg	6.3	3.0	1	07/14/21 12:50	07/15/21 04:11	563-58-6	
cis-1,3-Dichloropropene	ND	ug/kg	6.3	1.7	1	07/14/21 12:50	07/15/21 04:11	10061-01-5	
trans-1,3-Dichloropropene	ND	ug/kg	6.3	2.2	1	07/14/21 12:50	07/15/21 04:11	10061-02-6	
Diisopropyl ether	ND	ug/kg	6.3	1.7	1	07/14/21 12:50	07/15/21 04:11	108-20-3	
Ethylbenzene	**14.3**	ug/kg	6.3	2.9	1	07/14/21 12:50	07/15/21 04:11	100-41-4	
Hexachloro-1,3-butadiene	ND	ug/kg	12.6	10.3	1	07/14/21 12:50	07/15/21 04:11	87-68-3	
2-Hexanone	ND	ug/kg	63.2	6.1	1	07/14/21 12:50	07/15/21 04:11	591-78-6	
Isopropylbenzene (Cumene)	ND	ug/kg	6.3	2.1	1	07/14/21 12:50	07/15/21 04:11	98-82-8	
p-Isopropyltoluene	ND	ug/kg	6.3	3.1	1	07/14/21 12:50	07/15/21 04:11	99-87-6	
Methylene Chloride	ND	ug/kg	25.3	17.3	1	07/14/21 12:50	07/15/21 04:11	75-09-2	
4-Methyl-2-pentanone (MIBK)	ND	ug/kg	63.2	6.1	1	07/14/21 12:50	07/15/21 04:11	108-10-1	
Methyl-tert-butyl ether	ND	ug/kg	6.3	2.4	1	07/14/21 12:50	07/15/21 04:11	1634-04-4	
Naphthalene	**8.1**	ug/kg	6.3	3.3	1	07/14/21 12:50	07/15/21 04:11	91-20-3	
n-Propylbenzene	ND	ug/kg	6.3	2.3	1	07/14/21 12:50	07/15/21 04:11	103-65-1	
Styrene	ND	ug/kg	6.3	1.7	1	07/14/21 12:50	07/15/21 04:11	100-42-5	
1,1,1,2-Tetrachloroethane	ND	ug/kg	6.3	2.4	1	07/14/21 12:50	07/15/21 04:11	630-20-6	
1,1,2,2-Tetrachloroethane	ND	ug/kg	6.3	1.7	1	07/14/21 12:50	07/15/21 04:11	79-34-5	
Tetrachloroethene	ND	ug/kg	6.3	2.0	1	07/14/21 12:50	07/15/21 04:11	127-18-4	
Toluene	**139**	ug/kg	6.3	1.8	1	07/14/21 12:50	07/15/21 04:11	108-88-3	
1,2,3-Trichlorobenzene	ND	ug/kg	6.3	5.1	1	07/14/21 12:50	07/15/21 04:11	87-61-6	
1,2,4-Trichlorobenzene	ND	ug/kg	6.3	5.3	1	07/14/21 12:50	07/15/21 04:11	120-82-1	
1,1,1-Trichloroethane	ND	ug/kg	6.3	3.3	1	07/14/21 12:50	07/15/21 04:11	71-55-6	
1,1,2-Trichloroethane	ND	ug/kg	6.3	2.1	1	07/14/21 12:50	07/15/21 04:11	79-00-5	
Trichloroethene	ND	ug/kg	6.3	1.6	1	07/14/21 12:50	07/15/21 04:11	79-01-6	
Trichlorofluoromethane	ND	ug/kg	6.3	3.5	1	07/14/21 12:50	07/15/21 04:11	75-69-4	
1,2,3-Trichloropropane	ND	ug/kg	6.3	3.2	1	07/14/21 12:50	07/15/21 04:11	96-18-4	
1,2,4-Trimethylbenzene	**23.7**	ug/kg	6.3	1.7	1	07/14/21 12:50	07/15/21 04:11	95-63-6	
1,3,5-Trimethylbenzene	ND	ug/kg	6.3	2.1	1	07/14/21 12:50	07/15/21 04:11	108-67-8	
Vinyl acetate	ND	ug/kg	63.2	4.6	1	07/14/21 12:50	07/15/21 04:11	108-05-4	
Vinyl chloride	ND	ug/kg	12.6	3.2	1	07/14/21 12:50	07/15/21 04:11	75-01-4	
Xylene (Total)	**83.9**	ug/kg	12.6	3.6	1	07/14/21 12:50	07/15/21 04:11	1330-20-7	
m&p-Xylene	**53.4**	ug/kg	12.6	4.3	1	07/14/21 12:50	07/15/21 04:11	179601-23-1	
o-Xylene	**30.5**	ug/kg	6.3	2.8	1	07/14/21 12:50	07/15/21 04:11	95-47-6	
Surrogates									
Toluene-d8 (S)	100	%	70-130		1	07/14/21 12:50	07/15/21 04:11	2037-26-5	
4-Bromofluorobenzene (S)	101	%	69-134		1	07/14/21 12:50	07/15/21 04:11	460-00-4	
1,2-Dichloroethane-d4 (S)	94	%	70-130		1	07/14/21 12:50	07/15/21 04:11	17060-07-0	
Percent Moisture	Analytical Method: SW-846 Pace Analytical Services - Charlotte								
Percent Moisture	**14.3**	%	0.10	0.10	1		07/13/21 14:23		N2

REPORT OF LABORATORY ANALYSIS

This report shall not be reproduced, except in full,
without the written consent of Pace Analytical Services, LLC.

Pace Analytical Services, LLC
9800 Kincey Ave. Suite 100
Huntersville, NC 28078
(704)875-9092

ANALYTICAL RESULTS

Project: CPC Huntersville/2020-L1-2448
Pace Project No.: 92548986

Sample: AD7 (28-30') **Lab ID: 92548986012** Collected: 07/10/21 14:40 Received: 07/12/21 14:30 Matrix: Solid

Results reported on a "dry weight" basis and are adjusted for percent moisture, sample size and any dilutions.

Parameters	Results	Units	Report Limit	MDL	DF	Prepared	Analyzed	CAS No.	Qual
VPH NC Soil	Analytical Method: MADEP VPH Preparation Method: MADEP VPH Pace Analytical Services - Charlotte								
Total VPH (C5-C12)	**7760**	mg/kg	28.1	28.1	10	07/16/21 12:52	07/17/21 10:46		N2
Aliphatic (C05-C08)	**5620**	mg/kg	28.1	28.1	10	07/16/21 12:52	07/17/21 10:46		N2
Aliphatic(C09-C12) Adjusted	**1560**	mg/kg	28.1	28.1	10	07/16/21 12:52	07/17/21 10:46		N2
Aromatic (C09-C10)	**579**	mg/kg	28.1	28.1	10	07/16/21 12:52	07/17/21 10:46		N2
Surrogates									
4-Bromofluorobenzene (FID) (S)	131	%	70-130		10	07/16/21 12:52	07/17/21 10:46	460-00-4	S5
4-Bromofluorobenzene (PID) (S)	76	%	70-130		10	07/16/21 12:52	07/17/21 10:46	460-00-4	
8260D/5035A/5030B Volatiles	Analytical Method: EPA 8260D Preparation Method: EPA 5035A/5030B Pace Analytical Services - Charlotte								
Acetone	ND	ug/kg	4590	1470	40	07/15/21 11:58	07/15/21 16:10	67-64-1	
Benzene	**12000**	ug/kg	230	91.4	40	07/15/21 11:58	07/15/21 16:10	71-43-2	
Bromobenzene	ND	ug/kg	230	74.8	40	07/15/21 11:58	07/15/21 16:10	108-86-1	
Bromochloromethane	ND	ug/kg	230	68.0	40	07/15/21 11:58	07/15/21 16:10	74-97-5	
Bromodichloromethane	ND	ug/kg	230	88.6	40	07/15/21 11:58	07/15/21 16:10	75-27-4	
Bromoform	ND	ug/kg	230	80.8	40	07/15/21 11:58	07/15/21 16:10	75-25-2	
Bromomethane	ND	ug/kg	459	363	40	07/15/21 11:58	07/15/21 16:10	74-83-9	IK
2-Butanone (MEK)	ND	ug/kg	4590	1100	40	07/15/21 11:58	07/15/21 16:10	78-93-3	
n-Butylbenzene	**5820**	ug/kg	230	108	40	07/15/21 11:58	07/15/21 16:10	104-51-8	
sec-Butylbenzene	ND	ug/kg	230	101	40	07/15/21 11:58	07/15/21 16:10	135-98-8	
tert-Butylbenzene	ND	ug/kg	230	81.7	40	07/15/21 11:58	07/15/21 16:10	98-06-6	
Carbon tetrachloride	ND	ug/kg	230	85.9	40	07/15/21 11:58	07/15/21 16:10	56-23-5	
Chlorobenzene	ND	ug/kg	230	44.1	40	07/15/21 11:58	07/15/21 16:10	108-90-7	
Chloroethane	ND	ug/kg	459	177	40	07/15/21 11:58	07/15/21 16:10	75-00-3	
Chloroform	ND	ug/kg	230	140	40	07/15/21 11:58	07/15/21 16:10	67-66-3	
Chloromethane	ND	ug/kg	459	193	40	07/15/21 11:58	07/15/21 16:10	74-87-3	
2-Chlorotoluene	ND	ug/kg	230	81.3	40	07/15/21 11:58	07/15/21 16:10	95-49-8	
4-Chlorotoluene	ND	ug/kg	230	40.6	40	07/15/21 11:58	07/15/21 16:10	106-43-4	
1,2-Dibromo-3-chloropropane	ND	ug/kg	230	89.1	40	07/15/21 11:58	07/15/21 16:10	96-12-8	
Dibromochloromethane	ND	ug/kg	230	129	40	07/15/21 11:58	07/15/21 16:10	124-48-1	
1,2-Dibromoethane (EDB)	ND	ug/kg	230	101	40	07/15/21 11:58	07/15/21 16:10	106-93-4	
Dibromomethane	ND	ug/kg	230	49.1	40	07/15/21 11:58	07/15/21 16:10	74-95-3	
1,2-Dichlorobenzene	ND	ug/kg	230	82.7	40	07/15/21 11:58	07/15/21 16:10	95-50-1	
1,3-Dichlorobenzene	ND	ug/kg	230	71.2	40	07/15/21 11:58	07/15/21 16:10	541-73-1	
1,4-Dichlorobenzene	ND	ug/kg	230	59.7	40	07/15/21 11:58	07/15/21 16:10	106-46-7	
Dichlorodifluoromethane	ND	ug/kg	459	99.6	40	07/15/21 11:58	07/15/21 16:10	75-71-8	
1,1-Dichloroethane	ND	ug/kg	230	94.6	40	07/15/21 11:58	07/15/21 16:10	75-34-3	
1,2-Dichloroethane	ND	ug/kg	230	152	40	07/15/21 11:58	07/15/21 16:10	107-06-2	v2
1,1-Dichloroethene	ND	ug/kg	230	94.6	40	07/15/21 11:58	07/15/21 16:10	75-35-4	
cis-1,2-Dichloroethene	ND	ug/kg	230	78.5	40	07/15/21 11:58	07/15/21 16:10	156-59-2	
trans-1,2-Dichloroethene	ND	ug/kg	230	80.4	40	07/15/21 11:58	07/15/21 16:10	156-60-5	
1,2-Dichloropropane	ND	ug/kg	230	68.9	40	07/15/21 11:58	07/15/21 16:10	78-87-5	
1,3-Dichloropropane	ND	ug/kg	230	71.6	40	07/15/21 11:58	07/15/21 16:10	142-28-9	
2,2-Dichloropropane	ND	ug/kg	230	74.8	40	07/15/21 11:58	07/15/21 16:10	594-20-7	

REPORT OF LABORATORY ANALYSIS

This report shall not be reproduced, except in full,
without the written consent of Pace Analytical Services, LLC.

Pace Analytical Services, LLC
9800 Kincey Ave. Suite 100
Huntersville, NC 28078
(704)875-9092

ANALYTICAL RESULTS

Project: CPC Huntersville/2020-L1-2448
Pace Project No.: 92548986

Sample: AD7 (28-30') **Lab ID: 92548986012** Collected: 07/10/21 14:40 Received: 07/12/21 14:30 Matrix: Solid

Results reported on a "dry weight" basis and are adjusted for percent moisture, sample size and any dilutions.

Parameters	Results	Units	Report Limit	MDL	DF	Prepared	Analyzed	CAS No.	Qual
8260D/5035A/5030B Volatiles	Analytical Method: EPA 8260D Preparation Method: EPA 5035A/5030B Pace Analytical Services - Charlotte								
1,1-Dichloropropene	ND	ug/kg	230	110	40	07/15/21 11:58	07/15/21 16:10	563-58-6	
cis-1,3-Dichloropropene	ND	ug/kg	230	62.4	40	07/15/21 11:58	07/15/21 16:10	10061-01-5	
trans-1,3-Dichloropropene	ND	ug/kg	230	79.0	40	07/15/21 11:58	07/15/21 16:10	10061-02-6	
Diisopropyl ether	**450**	ug/kg	230	62.0	40	07/15/21 11:58	07/15/21 16:10	108-20-3	v3
Ethylbenzene	**52200**	ug/kg	230	107	40	07/15/21 11:58	07/15/21 16:10	100-41-4	
Hexachloro-1,3-butadiene	ND	ug/kg	459	376	40	07/15/21 11:58	07/15/21 16:10	87-68-3	
2-Hexanone	ND	ug/kg	2300	221	40	07/15/21 11:58	07/15/21 16:10	591-78-6	
Isopropylbenzene (Cumene)	**4610**	ug/kg	230	78.1	40	07/15/21 11:58	07/15/21 16:10	98-82-8	
p-Isopropyltoluene	ND	ug/kg	230	113	40	07/15/21 11:58	07/15/21 16:10	99-87-6	
Methylene Chloride	ND	ug/kg	918	629	40	07/15/21 11:58	07/15/21 16:10	75-09-2	
4-Methyl-2-pentanone (MIBK)	**4400**	ug/kg	2300	221	40	07/15/21 11:58	07/15/21 16:10	108-10-1	
Methyl-tert-butyl ether	ND	ug/kg	230	85.9	40	07/15/21 11:58	07/15/21 16:10	1634-04-4	
Naphthalene	**13800**	ug/kg	230	121	40	07/15/21 11:58	07/15/21 16:10	91-20-3	
n-Propylbenzene	ND	ug/kg	230	81.7	40	07/15/21 11:58	07/15/21 16:10	103-65-1	
Styrene	**2160**	ug/kg	230	60.6	40	07/15/21 11:58	07/15/21 16:10	100-42-5	
1,1,1,2-Tetrachloroethane	ND	ug/kg	230	88.2	40	07/15/21 11:58	07/15/21 16:10	630-20-6	
1,1,2,2-Tetrachloroethane	ND	ug/kg	230	60.6	40	07/15/21 11:58	07/15/21 16:10	79-34-5	
Tetrachloroethene	ND	ug/kg	230	72.6	40	07/15/21 11:58	07/15/21 16:10	127-18-4	
Toluene	**154000**	ug/kg	230	65.2	40	07/15/21 11:58	07/15/21 16:10	108-88-3	
1,2,3-Trichlorobenzene	ND	ug/kg	230	186	40	07/15/21 11:58	07/15/21 16:10	87-61-6	
1,2,4-Trichlorobenzene	ND	ug/kg	230	193	40	07/15/21 11:58	07/15/21 16:10	120-82-1	
1,1,1-Trichloroethane	ND	ug/kg	230	119	40	07/15/21 11:58	07/15/21 16:10	71-55-6	
1,1,2-Trichloroethane	ND	ug/kg	230	76.2	40	07/15/21 11:58	07/15/21 16:10	79-00-5	
Trichloroethene	ND	ug/kg	230	59.2	40	07/15/21 11:58	07/15/21 16:10	79-01-6	
Trichlorofluoromethane	ND	ug/kg	230	126	40	07/15/21 11:58	07/15/21 16:10	75-69-4	
1,2,3-Trichloropropane	ND	ug/kg	230	116	40	07/15/21 11:58	07/15/21 16:10	96-18-4	
1,2,4-Trimethylbenzene	**107000**	ug/kg	230	62.9	40	07/15/21 11:58	07/15/21 16:10	95-63-6	
1,3,5-Trimethylbenzene	**31800**	ug/kg	230	77.1	40	07/15/21 11:58	07/15/21 16:10	108-67-8	
Vinyl acetate	ND	ug/kg	2300	167	40	07/15/21 11:58	07/15/21 16:10	108-05-4	
Vinyl chloride	ND	ug/kg	459	117	40	07/15/21 11:58	07/15/21 16:10	75-01-4	
Xylene (Total)	**258000**	ug/kg	459	131	40	07/15/21 11:58	07/15/21 16:10	1330-20-7	
m&p-Xylene	**183000**	ug/kg	459	157	40	07/15/21 11:58	07/15/21 16:10	179601-23-1	
o-Xylene	**75000**	ug/kg	230	101	40	07/15/21 11:58	07/15/21 16:10	95-47-6	
Surrogates									
Toluene-d8 (S)	95	%	70-130		40	07/15/21 11:58	07/15/21 16:10	2037-26-5	
4-Bromofluorobenzene (S)	97	%	69-134		40	07/15/21 11:58	07/15/21 16:10	460-00-4	
1,2-Dichloroethane-d4 (S)	98	%	70-130		40	07/15/21 11:58	07/15/21 16:10	17060-07-0	
Percent Moisture	Analytical Method: SW-846 Pace Analytical Services - Charlotte								
Percent Moisture	**10.3**	%	0.10	0.10	1		07/13/21 14:23		N2

REPORT OF LABORATORY ANALYSIS

This report shall not be reproduced, except in full,
without the written consent of Pace Analytical Services, LLC.

Pace Analytical Services, LLC
9800 Kincey Ave. Suite 100
Huntersville, NC 28078
(704)875-9092

ANALYTICAL RESULTS

Project: CPC Huntersville/2020-L1-2448
Pace Project No.: 92548986

Sample: AD8 (0-2') **Lab ID: 92548986013** Collected: 07/10/21 15:30 Received: 07/12/21 14:30 Matrix: Solid

Results reported on a "dry weight" basis and are adjusted for percent moisture, sample size and any dilutions.

Parameters	Results	Units	Report Limit	MDL	DF	Prepared	Analyzed	CAS No.	Qual
VPH NC Soil	Analytical Method: MADEP VPH Preparation Method: MADEP VPH Pace Analytical Services - Charlotte								
Total VPH (C5-C12)	ND	mg/kg	3.1	3.1	1	07/17/21 11:56	07/18/21 02:01		N2
Aliphatic (C05-C08)	ND	mg/kg	3.1	3.1	1	07/17/21 11:56	07/18/21 02:01		N2
Aliphatic(C09-C12) Adjusted	ND	mg/kg	3.1	3.1	1	07/17/21 11:56	07/18/21 02:01		N2
Aromatic (C09-C10)	ND	mg/kg	3.1	3.1	1	07/17/21 11:56	07/18/21 02:01		N2
Surrogates									
4-Bromofluorobenzene (FID) (S)	94	%	70-130		1	07/17/21 11:56	07/18/21 02:01	460-00-4	
4-Bromofluorobenzene (PID) (S)	87	%	70-130		1	07/17/21 11:56	07/18/21 02:01	460-00-4	
8260D/5035A/5030B Volatiles	Analytical Method: EPA 8260D Preparation Method: EPA 5035A/5030B Pace Analytical Services - Charlotte								
Acetone	ND	ug/kg	121	39.0	1	07/14/21 12:50	07/15/21 04:29	67-64-1	
Benzene	ND	ug/kg	6.1	2.4	1	07/14/21 12:50	07/15/21 04:29	71-43-2	
Bromobenzene	ND	ug/kg	6.1	2.0	1	07/14/21 12:50	07/15/21 04:29	108-86-1	
Bromochloromethane	ND	ug/kg	6.1	1.8	1	07/14/21 12:50	07/15/21 04:29	74-97-5	
Bromodichloromethane	ND	ug/kg	6.1	2.3	1	07/14/21 12:50	07/15/21 04:29	75-27-4	
Bromoform	ND	ug/kg	6.1	2.1	1	07/14/21 12:50	07/15/21 04:29	75-25-2	
Bromomethane	ND	ug/kg	12.1	9.6	1	07/14/21 12:50	07/15/21 04:29	74-83-9	IK
2-Butanone (MEK)	ND	ug/kg	121	29.2	1	07/14/21 12:50	07/15/21 04:29	78-93-3	
n-Butylbenzene	ND	ug/kg	6.1	2.9	1	07/14/21 12:50	07/15/21 04:29	104-51-8	
sec-Butylbenzene	ND	ug/kg	6.1	2.7	1	07/14/21 12:50	07/15/21 04:29	135-98-8	
tert-Butylbenzene	ND	ug/kg	6.1	2.2	1	07/14/21 12:50	07/15/21 04:29	98-06-6	
Carbon tetrachloride	ND	ug/kg	6.1	2.3	1	07/14/21 12:50	07/15/21 04:29	56-23-5	
Chlorobenzene	ND	ug/kg	6.1	1.2	1	07/14/21 12:50	07/15/21 04:29	108-90-7	
Chloroethane	ND	ug/kg	12.1	4.7	1	07/14/21 12:50	07/15/21 04:29	75-00-3	
Chloroform	ND	ug/kg	6.1	3.7	1	07/14/21 12:50	07/15/21 04:29	67-66-3	
Chloromethane	ND	ug/kg	12.1	5.1	1	07/14/21 12:50	07/15/21 04:29	74-87-3	
2-Chlorotoluene	ND	ug/kg	6.1	2.2	1	07/14/21 12:50	07/15/21 04:29	95-49-8	
4-Chlorotoluene	ND	ug/kg	6.1	1.1	1	07/14/21 12:50	07/15/21 04:29	106-43-4	
1,2-Dibromo-3-chloropropane	ND	ug/kg	6.1	2.4	1	07/14/21 12:50	07/15/21 04:29	96-12-8	
Dibromochloromethane	ND	ug/kg	6.1	3.4	1	07/14/21 12:50	07/15/21 04:29	124-48-1	
1,2-Dibromoethane (EDB)	ND	ug/kg	6.1	2.7	1	07/14/21 12:50	07/15/21 04:29	106-93-4	
Dibromomethane	ND	ug/kg	6.1	1.3	1	07/14/21 12:50	07/15/21 04:29	74-95-3	
1,2-Dichlorobenzene	ND	ug/kg	6.1	2.2	1	07/14/21 12:50	07/15/21 04:29	95-50-1	
1,3-Dichlorobenzene	ND	ug/kg	6.1	1.9	1	07/14/21 12:50	07/15/21 04:29	541-73-1	
1,4-Dichlorobenzene	ND	ug/kg	6.1	1.6	1	07/14/21 12:50	07/15/21 04:29	106-46-7	
Dichlorodifluoromethane	ND	ug/kg	12.1	2.6	1	07/14/21 12:50	07/15/21 04:29	75-71-8	
1,1-Dichloroethane	ND	ug/kg	6.1	2.5	1	07/14/21 12:50	07/15/21 04:29	75-34-3	
1,2-Dichloroethane	ND	ug/kg	6.1	4.0	1	07/14/21 12:50	07/15/21 04:29	107-06-2	
1,1-Dichloroethene	ND	ug/kg	6.1	2.5	1	07/14/21 12:50	07/15/21 04:29	75-35-4	
cis-1,2-Dichloroethene	ND	ug/kg	6.1	2.1	1	07/14/21 12:50	07/15/21 04:29	156-59-2	
trans-1,2-Dichloroethene	ND	ug/kg	6.1	2.1	1	07/14/21 12:50	07/15/21 04:29	156-60-5	
1,2-Dichloropropane	ND	ug/kg	6.1	1.8	1	07/14/21 12:50	07/15/21 04:29	78-87-5	
1,3-Dichloropropane	ND	ug/kg	6.1	1.9	1	07/14/21 12:50	07/15/21 04:29	142-28-9	
2,2-Dichloropropane	ND	ug/kg	6.1	2.0	1	07/14/21 12:50	07/15/21 04:29	594-20-7	v2

REPORT OF LABORATORY ANALYSIS

This report shall not be reproduced, except in full,
without the written consent of Pace Analytical Services, LLC.

Pace Analytical Services, LLC
9800 Kincey Ave. Suite 100
Huntersville, NC 28078
(704)875-9092

ANALYTICAL RESULTS

Project: CPC Huntersville/2020-L1-2448
Pace Project No.: 92548986

Sample: AD8 (0-2') **Lab ID: 92548986013** Collected: 07/10/21 15:30 Received: 07/12/21 14:30 Matrix: Solid

Results reported on a "dry weight" basis and are adjusted for percent moisture, sample size and any dilutions.

Parameters	Results	Units	Report Limit	MDL	DF	Prepared	Analyzed	CAS No.	Qual
8260D/5035A/5030B Volatiles	Analytical Method: EPA 8260D Preparation Method: EPA 5035A/5030B Pace Analytical Services - Charlotte								
1,1-Dichloropropene	ND	ug/kg	6.1	2.9	1	07/14/21 12:50	07/15/21 04:29	563-58-6	
cis-1,3-Dichloropropene	ND	ug/kg	6.1	1.7	1	07/14/21 12:50	07/15/21 04:29	10061-01-5	
trans-1,3-Dichloropropene	ND	ug/kg	6.1	2.1	1	07/14/21 12:50	07/15/21 04:29	10061-02-6	
Diisopropyl ether	ND	ug/kg	6.1	1.6	1	07/14/21 12:50	07/15/21 04:29	108-20-3	
Ethylbenzene	ND	ug/kg	6.1	2.8	1	07/14/21 12:50	07/15/21 04:29	100-41-4	
Hexachloro-1,3-butadiene	ND	ug/kg	12.1	9.9	1	07/14/21 12:50	07/15/21 04:29	87-68-3	
2-Hexanone	ND	ug/kg	60.7	5.9	1	07/14/21 12:50	07/15/21 04:29	591-78-6	
Isopropylbenzene (Cumene)	ND	ug/kg	6.1	2.1	1	07/14/21 12:50	07/15/21 04:29	98-82-8	
p-Isopropyltoluene	ND	ug/kg	6.1	3.0	1	07/14/21 12:50	07/15/21 04:29	99-87-6	
Methylene Chloride	ND	ug/kg	24.3	16.6	1	07/14/21 12:50	07/15/21 04:29	75-09-2	
4-Methyl-2-pentanone (MIBK)	ND	ug/kg	60.7	5.9	1	07/14/21 12:50	07/15/21 04:29	108-10-1	
Methyl-tert-butyl ether	ND	ug/kg	6.1	2.3	1	07/14/21 12:50	07/15/21 04:29	1634-04-4	
Naphthalene	ND	ug/kg	6.1	3.2	1	07/14/21 12:50	07/15/21 04:29	91-20-3	
n-Propylbenzene	ND	ug/kg	6.1	2.2	1	07/14/21 12:50	07/15/21 04:29	103-65-1	
Styrene	ND	ug/kg	6.1	1.6	1	07/14/21 12:50	07/15/21 04:29	100-42-5	
1,1,1,2-Tetrachloroethane	ND	ug/kg	6.1	2.3	1	07/14/21 12:50	07/15/21 04:29	630-20-6	
1,1,2,2-Tetrachloroethane	ND	ug/kg	6.1	1.6	1	07/14/21 12:50	07/15/21 04:29	79-34-5	
Tetrachloroethene	ND	ug/kg	6.1	1.9	1	07/14/21 12:50	07/15/21 04:29	127-18-4	
Toluene	**13.8**	ug/kg	6.1	1.7	1	07/14/21 12:50	07/15/21 04:29	108-88-3	
1,2,3-Trichlorobenzene	ND	ug/kg	6.1	4.9	1	07/14/21 12:50	07/15/21 04:29	87-61-6	
1,2,4-Trichlorobenzene	ND	ug/kg	6.1	5.1	1	07/14/21 12:50	07/15/21 04:29	120-82-1	
1,1,1-Trichloroethane	ND	ug/kg	6.1	3.2	1	07/14/21 12:50	07/15/21 04:29	71-55-6	
1,1,2-Trichloroethane	ND	ug/kg	6.1	2.0	1	07/14/21 12:50	07/15/21 04:29	79-00-5	
Trichloroethene	ND	ug/kg	6.1	1.6	1	07/14/21 12:50	07/15/21 04:29	79-01-6	
Trichlorofluoromethane	ND	ug/kg	6.1	3.3	1	07/14/21 12:50	07/15/21 04:29	75-69-4	
1,2,3-Trichloropropane	ND	ug/kg	6.1	3.1	1	07/14/21 12:50	07/15/21 04:29	96-18-4	
1,2,4-Trimethylbenzene	**3.4J**	ug/kg	6.1	1.7	1	07/14/21 12:50	07/15/21 04:29	95-63-6	
1,3,5-Trimethylbenzene	ND	ug/kg	6.1	2.0	1	07/14/21 12:50	07/15/21 04:29	108-67-8	
Vinyl acetate	ND	ug/kg	60.7	4.4	1	07/14/21 12:50	07/15/21 04:29	108-05-4	
Vinyl chloride	ND	ug/kg	12.1	3.1	1	07/14/21 12:50	07/15/21 04:29	75-01-4	
Xylene (Total)	**15.2**	ug/kg	12.1	3.5	1	07/14/21 12:50	07/15/21 04:29	1330-20-7	
m&p-Xylene	**12.1J**	ug/kg	12.1	4.2	1	07/14/21 12:50	07/15/21 04:29	179601-23-1	
o-Xylene	**3.0J**	ug/kg	6.1	2.7	1	07/14/21 12:50	07/15/21 04:29	95-47-6	
Surrogates									
Toluene-d8 (S)	99	%	70-130		1	07/14/21 12:50	07/15/21 04:29	2037-26-5	
4-Bromofluorobenzene (S)	97	%	69-134		1	07/14/21 12:50	07/15/21 04:29	460-00-4	
1,2-Dichloroethane-d4 (S)	95	%	70-130		1	07/14/21 12:50	07/15/21 04:29	17060-07-0	
Percent Moisture	Analytical Method: SW-846 Pace Analytical Services - Charlotte								
Percent Moisture	**14.2**	%	0.10	0.10	1		07/13/21 14:23		N2

REPORT OF LABORATORY ANALYSIS

This report shall not be reproduced, except in full,
without the written consent of Pace Analytical Services, LLC.

Pace Analytical Services, LLC
9800 Kincey Ave. Suite 100
Huntersville, NC 28078
(704)875-9092

ANALYTICAL RESULTS

Project: CPC Huntersville/2020-L1-2448
Pace Project No.: 92548986

Sample: AD8 (20-22') **Lab ID: 92548986014** Collected: 07/10/21 15:35 Received: 07/12/21 14:30 Matrix: Solid

Results reported on a "dry weight" basis and are adjusted for percent moisture, sample size and any dilutions.

Parameters	Results	Units	Report Limit	MDL	DF	Prepared	Analyzed	CAS No.	Qual
VPH NC Soil	Analytical Method: MADEP VPH Preparation Method: MADEP VPH Pace Analytical Services - Charlotte								
Total VPH (C5-C12)	ND	mg/kg	3.4	3.4	1	07/17/21 11:56	07/18/21 02:30		N2
Aliphatic (C05-C08)	ND	mg/kg	3.4	3.4	1	07/17/21 11:56	07/18/21 02:30		N2
Aliphatic(C09-C12) Adjusted	ND	mg/kg	3.4	3.4	1	07/17/21 11:56	07/18/21 02:30		N2
Aromatic (C09-C10)	ND	mg/kg	3.4	3.4	1	07/17/21 11:56	07/18/21 02:30		N2
Surrogates									
4-Bromofluorobenzene (FID) (S)	95	%	70-130		1	07/17/21 11:56	07/18/21 02:30	460-00-4	
4-Bromofluorobenzene (PID) (S)	88	%	70-130		1	07/17/21 11:56	07/18/21 02:30	460-00-4	
8260D/5035A/5030B Volatiles	Analytical Method: EPA 8260D Preparation Method: EPA 5035A/5030B Pace Analytical Services - Charlotte								
Acetone	ND	ug/kg	138	44.2	1	07/14/21 12:50	07/15/21 04:48	67-64-1	
Benzene	ND	ug/kg	6.9	2.7	1	07/14/21 12:50	07/15/21 04:48	71-43-2	
Bromobenzene	ND	ug/kg	6.9	2.2	1	07/14/21 12:50	07/15/21 04:48	108-86-1	
Bromochloromethane	ND	ug/kg	6.9	2.0	1	07/14/21 12:50	07/15/21 04:48	74-97-5	
Bromodichloromethane	ND	ug/kg	6.9	2.7	1	07/14/21 12:50	07/15/21 04:48	75-27-4	
Bromoform	ND	ug/kg	6.9	2.4	1	07/14/21 12:50	07/15/21 04:48	75-25-2	
Bromomethane	ND	ug/kg	13.8	10.9	1	07/14/21 12:50	07/15/21 04:48	74-83-9	IK
2-Butanone (MEK)	ND	ug/kg	138	33.1	1	07/14/21 12:50	07/15/21 04:48	78-93-3	
n-Butylbenzene	ND	ug/kg	6.9	3.3	1	07/14/21 12:50	07/15/21 04:48	104-51-8	
sec-Butylbenzene	ND	ug/kg	6.9	3.0	1	07/14/21 12:50	07/15/21 04:48	135-98-8	
tert-Butylbenzene	ND	ug/kg	6.9	2.5	1	07/14/21 12:50	07/15/21 04:48	98-06-6	
Carbon tetrachloride	ND	ug/kg	6.9	2.6	1	07/14/21 12:50	07/15/21 04:48	56-23-5	
Chlorobenzene	ND	ug/kg	6.9	1.3	1	07/14/21 12:50	07/15/21 04:48	108-90-7	
Chloroethane	ND	ug/kg	13.8	5.3	1	07/14/21 12:50	07/15/21 04:48	75-00-3	
Chloroform	ND	ug/kg	6.9	4.2	1	07/14/21 12:50	07/15/21 04:48	67-66-3	
Chloromethane	ND	ug/kg	13.8	5.8	1	07/14/21 12:50	07/15/21 04:48	74-87-3	
2-Chlorotoluene	ND	ug/kg	6.9	2.4	1	07/14/21 12:50	07/15/21 04:48	95-49-8	
4-Chlorotoluene	ND	ug/kg	6.9	1.2	1	07/14/21 12:50	07/15/21 04:48	106-43-4	
1,2-Dibromo-3-chloropropane	ND	ug/kg	6.9	2.7	1	07/14/21 12:50	07/15/21 04:48	96-12-8	
Dibromochloromethane	ND	ug/kg	6.9	3.9	1	07/14/21 12:50	07/15/21 04:48	124-48-1	
1,2-Dibromoethane (EDB)	ND	ug/kg	6.9	3.0	1	07/14/21 12:50	07/15/21 04:48	106-93-4	
Dibromomethane	ND	ug/kg	6.9	1.5	1	07/14/21 12:50	07/15/21 04:48	74-95-3	
1,2-Dichlorobenzene	ND	ug/kg	6.9	2.5	1	07/14/21 12:50	07/15/21 04:48	95-50-1	
1,3-Dichlorobenzene	ND	ug/kg	6.9	2.1	1	07/14/21 12:50	07/15/21 04:48	541-73-1	
1,4-Dichlorobenzene	ND	ug/kg	6.9	1.8	1	07/14/21 12:50	07/15/21 04:48	106-46-7	
Dichlorodifluoromethane	ND	ug/kg	13.8	3.0	1	07/14/21 12:50	07/15/21 04:48	75-71-8	
1,1-Dichloroethane	ND	ug/kg	6.9	2.8	1	07/14/21 12:50	07/15/21 04:48	75-34-3	
1,2-Dichloroethane	ND	ug/kg	6.9	4.6	1	07/14/21 12:50	07/15/21 04:48	107-06-2	
1,1-Dichloroethene	ND	ug/kg	6.9	2.8	1	07/14/21 12:50	07/15/21 04:48	75-35-4	
cis-1,2-Dichloroethene	ND	ug/kg	6.9	2.4	1	07/14/21 12:50	07/15/21 04:48	156-59-2	
trans-1,2-Dichloroethene	ND	ug/kg	6.9	2.4	1	07/14/21 12:50	07/15/21 04:48	156-60-5	
1,2-Dichloropropane	ND	ug/kg	6.9	2.1	1	07/14/21 12:50	07/15/21 04:48	78-87-5	
1,3-Dichloropropane	ND	ug/kg	6.9	2.1	1	07/14/21 12:50	07/15/21 04:48	142-28-9	
2,2-Dichloropropane	ND	ug/kg	6.9	2.2	1	07/14/21 12:50	07/15/21 04:48	594-20-7	v2

REPORT OF LABORATORY ANALYSIS

This report shall not be reproduced, except in full,
without the written consent of Pace Analytical Services, LLC.

Pace Analytical Services, LLC
9800 Kincey Ave. Suite 100
Huntersville, NC 28078
(704)875-9092

ANALYTICAL RESULTS

Project: CPC Huntersville/2020-L1-2448
Pace Project No.: 92548986

Sample: AD8 (20-22') **Lab ID: 92548986014** Collected: 07/10/21 15:35 Received: 07/12/21 14:30 Matrix: Solid

Results reported on a "dry weight" basis and are adjusted for percent moisture, sample size and any dilutions.

Parameters	Results	Units	Report Limit	MDL	DF	Prepared	Analyzed	CAS No.	Qual
8260D/5035A/5030B Volatiles	Analytical Method: EPA 8260D Preparation Method: EPA 5035A/5030B Pace Analytical Services - Charlotte								
1,1-Dichloropropene	ND	ug/kg	6.9	3.3	1	07/14/21 12:50	07/15/21 04:48	563-58-6	
cis-1,3-Dichloropropene	ND	ug/kg	6.9	1.9	1	07/14/21 12:50	07/15/21 04:48	10061-01-5	
trans-1,3-Dichloropropene	ND	ug/kg	6.9	2.4	1	07/14/21 12:50	07/15/21 04:48	10061-02-6	
Diisopropyl ether	ND	ug/kg	6.9	1.9	1	07/14/21 12:50	07/15/21 04:48	108-20-3	
Ethylbenzene	ND	ug/kg	6.9	3.2	1	07/14/21 12:50	07/15/21 04:48	100-41-4	
Hexachloro-1,3-butadiene	ND	ug/kg	13.8	11.3	1	07/14/21 12:50	07/15/21 04:48	87-68-3	
2-Hexanone	ND	ug/kg	68.9	6.6	1	07/14/21 12:50	07/15/21 04:48	591-78-6	
Isopropylbenzene (Cumene)	ND	ug/kg	6.9	2.3	1	07/14/21 12:50	07/15/21 04:48	98-82-8	
p-Isopropyltoluene	ND	ug/kg	6.9	3.4	1	07/14/21 12:50	07/15/21 04:48	99-87-6	
Methylene Chloride	ND	ug/kg	27.6	18.9	1	07/14/21 12:50	07/15/21 04:48	75-09-2	
4-Methyl-2-pentanone (MIBK)	ND	ug/kg	68.9	6.6	1	07/14/21 12:50	07/15/21 04:48	108-10-1	
Methyl-tert-butyl ether	ND	ug/kg	6.9	2.6	1	07/14/21 12:50	07/15/21 04:48	1634-04-4	
Naphthalene	ND	ug/kg	6.9	3.6	1	07/14/21 12:50	07/15/21 04:48	91-20-3	
n-Propylbenzene	ND	ug/kg	6.9	2.5	1	07/14/21 12:50	07/15/21 04:48	103-65-1	
Styrene	ND	ug/kg	6.9	1.8	1	07/14/21 12:50	07/15/21 04:48	100-42-5	
1,1,1,2-Tetrachloroethane	ND	ug/kg	6.9	2.6	1	07/14/21 12:50	07/15/21 04:48	630-20-6	
1,1,2,2-Tetrachloroethane	ND	ug/kg	6.9	1.8	1	07/14/21 12:50	07/15/21 04:48	79-34-5	
Tetrachloroethene	ND	ug/kg	6.9	2.2	1	07/14/21 12:50	07/15/21 04:48	127-18-4	
Toluene	**13.2**	ug/kg	6.9	2.0	1	07/14/21 12:50	07/15/21 04:48	108-88-3	
1,2,3-Trichlorobenzene	ND	ug/kg	6.9	5.6	1	07/14/21 12:50	07/15/21 04:48	87-61-6	
1,2,4-Trichlorobenzene	ND	ug/kg	6.9	5.8	1	07/14/21 12:50	07/15/21 04:48	120-82-1	
1,1,1-Trichloroethane	ND	ug/kg	6.9	3.6	1	07/14/21 12:50	07/15/21 04:48	71-55-6	
1,1,2-Trichloroethane	ND	ug/kg	6.9	2.3	1	07/14/21 12:50	07/15/21 04:48	79-00-5	
Trichloroethene	ND	ug/kg	6.9	1.8	1	07/14/21 12:50	07/15/21 04:48	79-01-6	
Trichlorofluoromethane	ND	ug/kg	6.9	3.8	1	07/14/21 12:50	07/15/21 04:48	75-69-4	
1,2,3-Trichloropropane	ND	ug/kg	6.9	3.5	1	07/14/21 12:50	07/15/21 04:48	96-18-4	
1,2,4-Trimethylbenzene	ND	ug/kg	6.9	1.9	1	07/14/21 12:50	07/15/21 04:48	95-63-6	
1,3,5-Trimethylbenzene	ND	ug/kg	6.9	2.3	1	07/14/21 12:50	07/15/21 04:48	108-67-8	
Vinyl acetate	ND	ug/kg	68.9	5.0	1	07/14/21 12:50	07/15/21 04:48	108-05-4	
Vinyl chloride	ND	ug/kg	13.8	3.5	1	07/14/21 12:50	07/15/21 04:48	75-01-4	
Xylene (Total)	**10.8J**	ug/kg	13.8	3.9	1	07/14/21 12:50	07/15/21 04:48	1330-20-7	
m&p-Xylene	**10.8J**	ug/kg	13.8	4.7	1	07/14/21 12:50	07/15/21 04:48	179601-23-1	
o-Xylene	ND	ug/kg	6.9	3.0	1	07/14/21 12:50	07/15/21 04:48	95-47-6	
Surrogates									
Toluene-d8 (S)	98	%	70-130		1	07/14/21 12:50	07/15/21 04:48	2037-26-5	
4-Bromofluorobenzene (S)	97	%	69-134		1	07/14/21 12:50	07/15/21 04:48	460-00-4	
1,2-Dichloroethane-d4 (S)	97	%	70-130		1	07/14/21 12:50	07/15/21 04:48	17060-07-0	
Percent Moisture	Analytical Method: SW-846 Pace Analytical Services - Charlotte								
Percent Moisture	**21.5**	%	0.10	0.10	1		07/13/21 14:23		N2

REPORT OF LABORATORY ANALYSIS

This report shall not be reproduced, except in full,
without the written consent of Pace Analytical Services, LLC.

Pace Analytical Services, LLC
9800 Kincey Ave. Suite 100
Huntersville, NC 28078
(704)875-9092

ANALYTICAL RESULTS

Project: CPC Huntersville/2020-L1-2448
Pace Project No.: 92548986

Sample: AD8 (36-38') **Lab ID: 92548986015** Collected: 07/10/21 15:40 Received: 07/12/21 14:30 Matrix: Solid

Results reported on a "dry weight" basis and are adjusted for percent moisture, sample size and any dilutions.

Parameters	Results	Units	Report Limit	MDL	DF	Prepared	Analyzed	CAS No.	Qual
VPH NC Soil	Analytical Method: MADEP VPH Preparation Method: MADEP VPH Pace Analytical Services - Charlotte								
Total VPH (C5-C12)	ND	mg/kg	3.2	3.2	1	07/17/21 11:56	07/18/21 02:58		N2
Aliphatic (C05-C08)	ND	mg/kg	3.2	3.2	1	07/17/21 11:56	07/18/21 02:58		N2
Aliphatic(C09-C12) Adjusted	ND	mg/kg	3.2	3.2	1	07/17/21 11:56	07/18/21 02:58		N2
Aromatic (C09-C10)	ND	mg/kg	3.2	3.2	1	07/17/21 11:56	07/18/21 02:58		N2
Surrogates									
4-Bromofluorobenzene (FID) (S)	98	%	70-130		1	07/17/21 11:56	07/18/21 02:58	460-00-4	
4-Bromofluorobenzene (PID) (S)	90	%	70-130		1	07/17/21 11:56	07/18/21 02:58	460-00-4	
8260D/5035A/5030B Volatiles	Analytical Method: EPA 8260D Preparation Method: EPA 5035A/5030B Pace Analytical Services - Charlotte								
Acetone	ND	ug/kg	123	39.5	1	07/14/21 12:50	07/15/21 05:06	67-64-1	
Benzene	**84.8**	ug/kg	6.2	2.5	1	07/14/21 12:50	07/15/21 05:06	71-43-2	
Bromobenzene	ND	ug/kg	6.2	2.0	1	07/14/21 12:50	07/15/21 05:06	108-86-1	
Bromochloromethane	ND	ug/kg	6.2	1.8	1	07/14/21 12:50	07/15/21 05:06	74-97-5	
Bromodichloromethane	ND	ug/kg	6.2	2.4	1	07/14/21 12:50	07/15/21 05:06	75-27-4	
Bromoform	ND	ug/kg	6.2	2.2	1	07/14/21 12:50	07/15/21 05:06	75-25-2	
Bromomethane	ND	ug/kg	12.3	9.7	1	07/14/21 12:50	07/15/21 05:06	74-83-9	IK
2-Butanone (MEK)	ND	ug/kg	123	29.6	1	07/14/21 12:50	07/15/21 05:06	78-93-3	
n-Butylbenzene	ND	ug/kg	6.2	2.9	1	07/14/21 12:50	07/15/21 05:06	104-51-8	
sec-Butylbenzene	ND	ug/kg	6.2	2.7	1	07/14/21 12:50	07/15/21 05:06	135-98-8	
tert-Butylbenzene	ND	ug/kg	6.2	2.2	1	07/14/21 12:50	07/15/21 05:06	98-06-6	
Carbon tetrachloride	ND	ug/kg	6.2	2.3	1	07/14/21 12:50	07/15/21 05:06	56-23-5	
Chlorobenzene	ND	ug/kg	6.2	1.2	1	07/14/21 12:50	07/15/21 05:06	108-90-7	
Chloroethane	ND	ug/kg	12.3	4.8	1	07/14/21 12:50	07/15/21 05:06	75-00-3	
Chloroform	ND	ug/kg	6.2	3.7	1	07/14/21 12:50	07/15/21 05:06	67-66-3	
Chloromethane	ND	ug/kg	12.3	5.2	1	07/14/21 12:50	07/15/21 05:06	74-87-3	
2-Chlorotoluene	ND	ug/kg	6.2	2.2	1	07/14/21 12:50	07/15/21 05:06	95-49-8	
4-Chlorotoluene	ND	ug/kg	6.2	1.1	1	07/14/21 12:50	07/15/21 05:06	106-43-4	
1,2-Dibromo-3-chloropropane	ND	ug/kg	6.2	2.4	1	07/14/21 12:50	07/15/21 05:06	96-12-8	
Dibromochloromethane	ND	ug/kg	6.2	3.5	1	07/14/21 12:50	07/15/21 05:06	124-48-1	
1,2-Dibromoethane (EDB)	ND	ug/kg	6.2	2.7	1	07/14/21 12:50	07/15/21 05:06	106-93-4	
Dibromomethane	ND	ug/kg	6.2	1.3	1	07/14/21 12:50	07/15/21 05:06	74-95-3	
1,2-Dichlorobenzene	ND	ug/kg	6.2	2.2	1	07/14/21 12:50	07/15/21 05:06	95-50-1	
1,3-Dichlorobenzene	ND	ug/kg	6.2	1.9	1	07/14/21 12:50	07/15/21 05:06	541-73-1	
1,4-Dichlorobenzene	ND	ug/kg	6.2	1.6	1	07/14/21 12:50	07/15/21 05:06	106-46-7	
Dichlorodifluoromethane	ND	ug/kg	12.3	2.7	1	07/14/21 12:50	07/15/21 05:06	75-71-8	
1,1-Dichloroethane	ND	ug/kg	6.2	2.5	1	07/14/21 12:50	07/15/21 05:06	75-34-3	
1,2-Dichloroethane	ND	ug/kg	6.2	4.1	1	07/14/21 12:50	07/15/21 05:06	107-06-2	
1,1-Dichloroethene	ND	ug/kg	6.2	2.5	1	07/14/21 12:50	07/15/21 05:06	75-35-4	
cis-1,2-Dichloroethene	ND	ug/kg	6.2	2.1	1	07/14/21 12:50	07/15/21 05:06	156-59-2	
trans-1,2-Dichloroethene	ND	ug/kg	6.2	2.2	1	07/14/21 12:50	07/15/21 05:06	156-60-5	
1,2-Dichloropropane	ND	ug/kg	6.2	1.8	1	07/14/21 12:50	07/15/21 05:06	78-87-5	
1,3-Dichloropropane	ND	ug/kg	6.2	1.9	1	07/14/21 12:50	07/15/21 05:06	142-28-9	
2,2-Dichloropropane	ND	ug/kg	6.2	2.0	1	07/14/21 12:50	07/15/21 05:06	594-20-7	v2

REPORT OF LABORATORY ANALYSIS

This report shall not be reproduced, except in full,
without the written consent of Pace Analytical Services, LLC.

Pace Analytical Services, LLC
9800 Kincey Ave. Suite 100
Huntersville, NC 28078
(704)875-9092

ANALYTICAL RESULTS

Project: CPC Huntersville/2020-L1-2448
Pace Project No.: 92548986

Sample: AD8 (36-38') **Lab ID: 92548986015** Collected: 07/10/21 15:40 Received: 07/12/21 14:30 Matrix: Solid

Results reported on a "dry weight" basis and are adjusted for percent moisture, sample size and any dilutions.

Parameters	Results	Units	Report Limit	MDL	DF	Prepared	Analyzed	CAS No.	Qual
8260D/5035A/5030B Volatiles	Analytical Method: EPA 8260D Preparation Method: EPA 5035A/5030B Pace Analytical Services - Charlotte								
1,1-Dichloropropene	ND	ug/kg	6.2	3.0	1	07/14/21 12:50	07/15/21 05:06	563-58-6	
cis-1,3-Dichloropropene	ND	ug/kg	6.2	1.7	1	07/14/21 12:50	07/15/21 05:06	10061-01-5	
trans-1,3-Dichloropropene	ND	ug/kg	6.2	2.1	1	07/14/21 12:50	07/15/21 05:06	10061-02-6	
Diisopropyl ether	**11.1**	ug/kg	6.2	1.7	1	07/14/21 12:50	07/15/21 05:06	108-20-3	
Ethylbenzene	**18.4**	ug/kg	6.2	2.9	1	07/14/21 12:50	07/15/21 05:06	100-41-4	
Hexachloro-1,3-butadiene	ND	ug/kg	12.3	10.1	1	07/14/21 12:50	07/15/21 05:06	87-68-3	
2-Hexanone	ND	ug/kg	61.6	5.9	1	07/14/21 12:50	07/15/21 05:06	591-78-6	
Isopropylbenzene (Cumene)	ND	ug/kg	6.2	2.1	1	07/14/21 12:50	07/15/21 05:06	98-82-8	
p-Isopropyltoluene	ND	ug/kg	6.2	3.0	1	07/14/21 12:50	07/15/21 05:06	99-87-6	
Methylene Chloride	ND	ug/kg	24.6	16.9	1	07/14/21 12:50	07/15/21 05:06	75-09-2	
4-Methyl-2-pentanone (MIBK)	ND	ug/kg	61.6	5.9	1	07/14/21 12:50	07/15/21 05:06	108-10-1	
Methyl-tert-butyl ether	**5.2J**	ug/kg	6.2	2.3	1	07/14/21 12:50	07/15/21 05:06	1634-04-4	
Naphthalene	**7.0**	ug/kg	6.2	3.2	1	07/14/21 12:50	07/15/21 05:06	91-20-3	
n-Propylbenzene	ND	ug/kg	6.2	2.2	1	07/14/21 12:50	07/15/21 05:06	103-65-1	
Styrene	ND	ug/kg	6.2	1.6	1	07/14/21 12:50	07/15/21 05:06	100-42-5	
1,1,1,2-Tetrachloroethane	ND	ug/kg	6.2	2.4	1	07/14/21 12:50	07/15/21 05:06	630-20-6	
1,1,2,2-Tetrachloroethane	ND	ug/kg	6.2	1.6	1	07/14/21 12:50	07/15/21 05:06	79-34-5	
Tetrachloroethene	ND	ug/kg	6.2	1.9	1	07/14/21 12:50	07/15/21 05:06	127-18-4	
Toluene	**238**	ug/kg	6.2	1.7	1	07/14/21 12:50	07/15/21 05:06	108-88-3	
1,2,3-Trichlorobenzene	ND	ug/kg	6.2	5.0	1	07/14/21 12:50	07/15/21 05:06	87-61-6	
1,2,4-Trichlorobenzene	ND	ug/kg	6.2	5.2	1	07/14/21 12:50	07/15/21 05:06	120-82-1	
1,1,1-Trichloroethane	ND	ug/kg	6.2	3.2	1	07/14/21 12:50	07/15/21 05:06	71-55-6	
1,1,2-Trichloroethane	ND	ug/kg	6.2	2.0	1	07/14/21 12:50	07/15/21 05:06	79-00-5	
Trichloroethene	ND	ug/kg	6.2	1.6	1	07/14/21 12:50	07/15/21 05:06	79-01-6	
Trichlorofluoromethane	ND	ug/kg	6.2	3.4	1	07/14/21 12:50	07/15/21 05:06	75-69-4	
1,2,3-Trichloropropane	ND	ug/kg	6.2	3.1	1	07/14/21 12:50	07/15/21 05:06	96-18-4	
1,2,4-Trimethylbenzene	**14.5**	ug/kg	6.2	1.7	1	07/14/21 12:50	07/15/21 05:06	95-63-6	
1,3,5-Trimethylbenzene	ND	ug/kg	6.2	2.1	1	07/14/21 12:50	07/15/21 05:06	108-67-8	
Vinyl acetate	ND	ug/kg	61.6	4.5	1	07/14/21 12:50	07/15/21 05:06	108-05-4	
Vinyl chloride	ND	ug/kg	12.3	3.1	1	07/14/21 12:50	07/15/21 05:06	75-01-4	
Xylene (Total)	**115**	ug/kg	12.3	3.5	1	07/14/21 12:50	07/15/21 05:06	1330-20-7	
m&p-Xylene	**76.9**	ug/kg	12.3	4.2	1	07/14/21 12:50	07/15/21 05:06	179601-23-1	
o-Xylene	**38.3**	ug/kg	6.2	2.7	1	07/14/21 12:50	07/15/21 05:06	95-47-6	
Surrogates									
Toluene-d8 (S)	98	%	70-130		1	07/14/21 12:50	07/15/21 05:06	2037-26-5	
4-Bromofluorobenzene (S)	96	%	69-134		1	07/14/21 12:50	07/15/21 05:06	460-00-4	
1,2-Dichloroethane-d4 (S)	98	%	70-130		1	07/14/21 12:50	07/15/21 05:06	17060-07-0	
Percent Moisture	Analytical Method: SW-846 Pace Analytical Services - Charlotte								
Percent Moisture	**16.4**	%	0.10	0.10	1		07/13/21 14:24		N2

REPORT OF LABORATORY ANALYSIS

This report shall not be reproduced, except in full,
without the written consent of Pace Analytical Services, LLC.

Pace Analytical Services, LLC
9800 Kincey Ave. Suite 100
Huntersville, NC 28078
(704)875-9092

QUALITY CONTROL DATA

Project: CPC Huntersville/2020-L1-2448
Pace Project No.: 92548986

QC Batch: 633954 Analysis Method: MADEP VPH
QC Batch Method: MADEP VPH Analysis Description: VPH NC Soil
Laboratory: Pace Analytical Services - Charlotte
Associated Lab Samples: 92548986001, 92548986003, 92548986004, 92548986005, 92548986006, 92548986007, 92548986009, 92548986010, 92548986011, 92548986012

METHOD BLANK: 3329675 Matrix: Solid
Associated Lab Samples: 92548986001, 92548986003, 92548986004, 92548986005, 92548986006, 92548986007, 92548986009, 92548986010, 92548986011, 92548986012

Parameter	Units	Blank Result	Reporting Limit	MDL	Analyzed	Qualifiers
Aliphatic (C05-C08)	mg/kg	ND	2.5	2.5	07/16/21 15:45	N2
Aromatic (C09-C10)	mg/kg	ND	2.5	2.5	07/16/21 15:45	N2
4-Bromofluorobenzene (FID) (S)	%	94	70-130		07/16/21 15:45	
4-Bromofluorobenzene (PID) (S)	%	87	70-130		07/16/21 15:45	

LABORATORY CONTROL SAMPLE & LCSD: 3329676 3329677

Parameter	Units	Spike Conc.	LCS Result	LCSD Result	LCS % Rec	LCSD % Rec	% Rec Limits	RPD	Max RPD	Qualifiers
Aliphatic (C05-C08)	mg/kg	14.9	13.2	12.4	89	84	70-130	6	25	N2
Aromatic (C09-C10)	mg/kg	5	5.0	4.6	101	93	70-130	9	25	N2
4-Bromofluorobenzene (FID) (S)	%				96	94	70-130			
4-Bromofluorobenzene (PID) (S)	%				85	84	70-130			

Results presented on this page are in the units indicated by the "Units" column except where an alternate unit is presented to the right of the result.

REPORT OF LABORATORY ANALYSIS

This report shall not be reproduced, except in full,
without the written consent of Pace Analytical Services, LLC.

Pace Analytical Services, LLC
9800 Kincey Ave. Suite 100
Huntersville, NC 28078
(704)875-9092

QUALITY CONTROL DATA

Project: CPC Huntersville/2020-L1-2448
Pace Project No.: 92548986

QC Batch: 634112 | Analysis Method: MADEP VPH
QC Batch Method: MADEP VPH | Analysis Description: VPH NC Soil
Laboratory: Pace Analytical Services - Charlotte
Associated Lab Samples: 92548986002, 92548986008, 92548986013, 92548986014, 92548986015

METHOD BLANK: 3330497 Matrix: Solid
Associated Lab Samples: 92548986002, 92548986008, 92548986013, 92548986014, 92548986015

Parameter	Units	Blank Result	Reporting Limit	MDL	Analyzed	Qualifiers
Aliphatic (C05-C08)	mg/kg	ND	5.0	5.0	07/17/21 16:58	N2
Aromatic (C09-C10)	mg/kg	ND	5.0	5.0	07/17/21 16:58	N2
4-Bromofluorobenzene (FID) (S)	%	96	70-130		07/17/21 16:58	
4-Bromofluorobenzene (PID) (S)	%	88	70-130		07/17/21 16:58	

LABORATORY CONTROL SAMPLE & LCSD: 3330498 3330499

Parameter	Units	Spike Conc.	LCS Result	LCSD Result	LCS % Rec	LCSD % Rec	% Rec Limits	RPD	Max RPD	Qualifiers
Aliphatic (C05-C08)	mg/kg	29.8	32.4	29.0	109	97	70-130	11	25	N2
Aromatic (C09-C10)	mg/kg	9.9	10.3	9.6	103	97	70-130	6	25	N2
4-Bromofluorobenzene (FID) (S)	%				98	98	70-130			
4-Bromofluorobenzene (PID) (S)	%				87	87	70-130			

Results presented on this page are in the units indicated by the "Units" column except where an alternate unit is presented to the right of the result.

REPORT OF LABORATORY ANALYSIS

This report shall not be reproduced, except in full,
without the written consent of Pace Analytical Services, LLC.

Pace Analytical Services, LLC
9800 Kincey Ave. Suite 100
Huntersville, NC 28078
(704)875-9092

QUALITY CONTROL DATA

Project: CPC Huntersville/2020-L1-2448
Pace Project No.: 92548986

QC Batch: 633360
QC Batch Method: EPA 5035A/5030B
Analysis Method: EPA 8260D
Analysis Description: 8260D 5035A 5030B
Laboratory: Pace Analytical Services - Charlotte
Associated Lab Samples: 92548986001, 92548986003, 92548986006, 92548986009, 92548986010, 92548986011, 92548986013, 92548986014, 92548986015

METHOD BLANK: 3326743
Matrix: Solid
Associated Lab Samples: 92548986001, 92548986003, 92548986006, 92548986009, 92548986010, 92548986011, 92548986013, 92548986014, 92548986015

Parameter	Units	Blank Result	Reporting Limit	MDL	Analyzed	Qualifiers
1,1,1,2-Tetrachloroethane	ug/kg	ND	5.0	1.9	07/15/21 00:47	
1,1,1-Trichloroethane	ug/kg	ND	5.0	2.6	07/15/21 00:47	
1,1,2,2-Tetrachloroethane	ug/kg	ND	5.0	1.3	07/15/21 00:47	
1,1,2-Trichloroethane	ug/kg	ND	5.0	1.7	07/15/21 00:47	
1,1-Dichloroethane	ug/kg	ND	5.0	2.1	07/15/21 00:47	
1,1-Dichloroethene	ug/kg	ND	5.0	2.1	07/15/21 00:47	
1,1-Dichloropropene	ug/kg	ND	5.0	2.4	07/15/21 00:47	
1,2,3-Trichlorobenzene	ug/kg	ND	5.0	4.0	07/15/21 00:47	
1,2,3-Trichloropropane	ug/kg	ND	5.0	2.5	07/15/21 00:47	
1,2,4-Trichlorobenzene	ug/kg	ND	5.0	4.2	07/15/21 00:47	
1,2,4-Trimethylbenzene	ug/kg	ND	5.0	1.4	07/15/21 00:47	
1,2-Dibromo-3-chloropropane	ug/kg	ND	5.0	1.9	07/15/21 00:47	
1,2-Dibromoethane (EDB)	ug/kg	ND	5.0	2.2	07/15/21 00:47	
1,2-Dichlorobenzene	ug/kg	ND	5.0	1.8	07/15/21 00:47	
1,2-Dichloroethane	ug/kg	ND	5.0	3.3	07/15/21 00:47	
1,2-Dichloropropane	ug/kg	ND	5.0	1.5	07/15/21 00:47	
1,3,5-Trimethylbenzene	ug/kg	ND	5.0	1.7	07/15/21 00:47	
1,3-Dichlorobenzene	ug/kg	ND	5.0	1.6	07/15/21 00:47	
1,3-Dichloropropane	ug/kg	ND	5.0	1.6	07/15/21 00:47	
1,4-Dichlorobenzene	ug/kg	ND	5.0	1.3	07/15/21 00:47	
2,2-Dichloropropane	ug/kg	ND	5.0	1.6	07/15/21 00:47	v2
2-Butanone (MEK)	ug/kg	ND	100	24.0	07/15/21 00:47	
2-Chlorotoluene	ug/kg	ND	5.0	1.8	07/15/21 00:47	
2-Hexanone	ug/kg	ND	50.0	4.8	07/15/21 00:47	
4-Chlorotoluene	ug/kg	ND	5.0	0.88	07/15/21 00:47	
4-Methyl-2-pentanone (MIBK)	ug/kg	ND	50.0	4.8	07/15/21 00:47	
Acetone	ug/kg	ND	100	32.1	07/15/21 00:47	
Benzene	ug/kg	ND	5.0	2.0	07/15/21 00:47	
Bromobenzene	ug/kg	ND	5.0	1.6	07/15/21 00:47	
Bromochloromethane	ug/kg	ND	5.0	1.5	07/15/21 00:47	
Bromodichloromethane	ug/kg	ND	5.0	1.9	07/15/21 00:47	
Bromoform	ug/kg	ND	5.0	1.8	07/15/21 00:47	
Bromomethane	ug/kg	ND	10.0	7.9	07/15/21 00:47	IK
Carbon tetrachloride	ug/kg	ND	5.0	1.9	07/15/21 00:47	
Chlorobenzene	ug/kg	ND	5.0	0.96	07/15/21 00:47	
Chloroethane	ug/kg	ND	10.0	3.9	07/15/21 00:47	
Chloroform	ug/kg	ND	5.0	3.0	07/15/21 00:47	
Chloromethane	ug/kg	ND	10.0	4.2	07/15/21 00:47	
cis-1,2-Dichloroethene	ug/kg	ND	5.0	1.7	07/15/21 00:47	

Results presented on this page are in the units indicated by the "Units" column except where an alternate unit is presented to the right of the result.

REPORT OF LABORATORY ANALYSIS

This report shall not be reproduced, except in full,
without the written consent of Pace Analytical Services, LLC.

Pace Analytical Services, LLC
9800 Kincey Ave. Suite 100
Huntersville, NC 28078
(704)875-9092

QUALITY CONTROL DATA

Project: CPC Huntersville/2020-L1-2448
Pace Project No.: 92548986

METHOD BLANK: 3326743 Matrix: Solid
Associated Lab Samples: 92548986001, 92548986003, 92548986006, 92548986009, 92548986010, 92548986011, 92548986013, 92548986014, 92548986015

Parameter	Units	Blank Result	Reporting Limit	MDL	Analyzed	Qualifiers
cis-1,3-Dichloropropene	ug/kg	ND	5.0	1.4	07/15/21 00:47	
Dibromochloromethane	ug/kg	ND	5.0	2.8	07/15/21 00:47	
Dibromomethane	ug/kg	ND	5.0	1.1	07/15/21 00:47	
Dichlorodifluoromethane	ug/kg	ND	10.0	2.2	07/15/21 00:47	
Diisopropyl ether	ug/kg	ND	5.0	1.4	07/15/21 00:47	
Ethylbenzene	ug/kg	ND	5.0	2.3	07/15/21 00:47	
Hexachloro-1,3-butadiene	ug/kg	ND	10.0	8.2	07/15/21 00:47	
Isopropylbenzene (Cumene)	ug/kg	ND	5.0	1.7	07/15/21 00:47	
m&p-Xylene	ug/kg	ND	10.0	3.4	07/15/21 00:47	
Methyl-tert-butyl ether	ug/kg	ND	5.0	1.9	07/15/21 00:47	
Methylene Chloride	ug/kg	ND	20.0	13.7	07/15/21 00:47	
n-Butylbenzene	ug/kg	ND	5.0	2.4	07/15/21 00:47	
n-Propylbenzene	ug/kg	ND	5.0	1.8	07/15/21 00:47	
Naphthalene	ug/kg	ND	5.0	2.6	07/15/21 00:47	
o-Xylene	ug/kg	ND	5.0	2.2	07/15/21 00:47	
p-Isopropyltoluene	ug/kg	ND	5.0	2.5	07/15/21 00:47	
sec-Butylbenzene	ug/kg	ND	5.0	2.2	07/15/21 00:47	
Styrene	ug/kg	ND	5.0	1.3	07/15/21 00:47	
tert-Butylbenzene	ug/kg	ND	5.0	1.8	07/15/21 00:47	
Tetrachloroethene	ug/kg	ND	5.0	1.6	07/15/21 00:47	
Toluene	ug/kg	ND	5.0	1.4	07/15/21 00:47	
trans-1,2-Dichloroethene	ug/kg	ND	5.0	1.8	07/15/21 00:47	
trans-1,3-Dichloropropene	ug/kg	ND	5.0	1.7	07/15/21 00:47	
Trichloroethene	ug/kg	ND	5.0	1.3	07/15/21 00:47	
Trichlorofluoromethane	ug/kg	ND	5.0	2.8	07/15/21 00:47	
Vinyl acetate	ug/kg	ND	50.0	3.6	07/15/21 00:47	
Vinyl chloride	ug/kg	ND	10.0	2.5	07/15/21 00:47	
Xylene (Total)	ug/kg	ND	10.0	2.8	07/15/21 00:47	
1,2-Dichloroethane-d4 (S)	%	101	70-130		07/15/21 00:47	
4-Bromofluorobenzene (S)	%	93	69-134		07/15/21 00:47	
Toluene-d8 (S)	%	99	70-130		07/15/21 00:47	

LABORATORY CONTROL SAMPLE: 3326744

Parameter	Units	Spike Conc.	LCS Result	LCS % Rec	% Rec Limits	Qualifiers
1,1,1,2-Tetrachloroethane	ug/kg	1250	1140	92	70-130	
1,1,1-Trichloroethane	ug/kg	1250	1000	80	70-130	
1,1,2,2-Tetrachloroethane	ug/kg	1250	1070	86	70-130	
1,1,2-Trichloroethane	ug/kg	1250	1050	84	70-130	
1,1-Dichloroethane	ug/kg	1250	1110	89	70-130	
1,1-Dichloroethene	ug/kg	1250	1150	92	70-130	
1,1-Dichloropropene	ug/kg	1250	1080	87	70-130	
1,2,3-Trichlorobenzene	ug/kg	1250	1230	98	65-130	

Results presented on this page are in the units indicated by the "Units" column except where an alternate unit is presented to the right of the result.

REPORT OF LABORATORY ANALYSIS

This report shall not be reproduced, except in full,
without the written consent of Pace Analytical Services, LLC.

Pace Analytical Services, LLC
9800 Kincey Ave. Suite 100
Huntersville, NC 28078
(704)875-9092

QUALITY CONTROL DATA

Project: CPC Huntersville/2020-L1-2448
Pace Project No.: 92548986

LABORATORY CONTROL SAMPLE: 3326744

Parameter	Units	Spike Conc.	LCS Result	LCS % Rec	% Rec Limits	Qualifiers
1,2,3-Trichloropropane	ug/kg	1250	1120	90	70-130	
1,2,4-Trichlorobenzene	ug/kg	1250	1240	99	68-130	
1,2,4-Trimethylbenzene	ug/kg	1250	1190	96	70-130	
1,2-Dibromo-3-chloropropane	ug/kg	1250	1190	96	70-130	
1,2-Dibromoethane (EDB)	ug/kg	1250	1170	93	70-130	
1,2-Dichlorobenzene	ug/kg	1250	1210	97	70-130	
1,2-Dichloroethane	ug/kg	1250	1020	82	63-130	
1,2-Dichloropropane	ug/kg	1250	1150	92	70-130	
1,3,5-Trimethylbenzene	ug/kg	1250	1220	97	70-130	
1,3-Dichlorobenzene	ug/kg	1250	1200	96	70-130	
1,3-Dichloropropane	ug/kg	1250	1160	93	70-130	
1,4-Dichlorobenzene	ug/kg	1250	1190	95	70-130	
2,2-Dichloropropane	ug/kg	1250	938	75	66-130	v3
2-Butanone (MEK)	ug/kg	2500	2070	83	70-130	
2-Chlorotoluene	ug/kg	1250	1240	100	70-130	
2-Hexanone	ug/kg	2500	2240	89	70-130	
4-Chlorotoluene	ug/kg	1250	1160	93	70-130	
4-Methyl-2-pentanone (MIBK)	ug/kg	2500	2220	89	70-130	
Acetone	ug/kg	2500	2190	88	69-130	
Benzene	ug/kg	1250	1120	89	70-130	
Bromobenzene	ug/kg	1250	1260	101	70-130	
Bromochloromethane	ug/kg	1250	1170	94	70-130	
Bromodichloromethane	ug/kg	1250	1010	81	69-130	
Bromoform	ug/kg	1250	1110	89	70-130	
Bromomethane	ug/kg	1250	1230	98	52-130	IK
Carbon tetrachloride	ug/kg	1250	1130	90	70-130	
Chlorobenzene	ug/kg	1250	1160	93	70-130	
Chloroethane	ug/kg	1250	1230	98	65-130	
Chloroform	ug/kg	1250	1170	94	70-130	
Chloromethane	ug/kg	1250	1010	80	55-130	
cis-1,2-Dichloroethene	ug/kg	1250	1090	87	70-130	
cis-1,3-Dichloropropene	ug/kg	1250	1120	89	70-130	
Dibromochloromethane	ug/kg	1250	1140	91	70-130	
Dibromomethane	ug/kg	1250	1160	92	70-130	
Dichlorodifluoromethane	ug/kg	1250	1070	85	45-156	
Diisopropyl ether	ug/kg	1250	1020	81	70-130	
Ethylbenzene	ug/kg	1250	1250	100	70-130	
Hexachloro-1,3-butadiene	ug/kg	1250	1260	101	66-130	
Isopropylbenzene (Cumene)	ug/kg	1250	1170	94	70-130	
m&p-Xylene	ug/kg	2500	2300	92	70-130	
Methyl-tert-butyl ether	ug/kg	1250	1070	86	70-130	
Methylene Chloride	ug/kg	1250	1180	94	65-130	
n-Butylbenzene	ug/kg	1250	1260	101	67-130	
n-Propylbenzene	ug/kg	1250	1270	102	70-130	
Naphthalene	ug/kg	1250	1170	94	70-130	
o-Xylene	ug/kg	1250	1170	93	70-130	
p-Isopropyltoluene	ug/kg	1250	1240	99	67-130	

Results presented on this page are in the units indicated by the "Units" column except where an alternate unit is presented to the right of the result.

REPORT OF LABORATORY ANALYSIS

This report shall not be reproduced, except in full,
without the written consent of Pace Analytical Services, LLC.

Pace Analytical Services, LLC
9800 Kincey Ave. Suite 100
Huntersville, NC 28078
(704)875-9092

QUALITY CONTROL DATA

Project: CPC Huntersville/2020-L1-2448
Pace Project No.: 92548986

LABORATORY CONTROL SAMPLE: 3326744

Parameter	Units	Spike Conc.	LCS Result	LCS % Rec	% Rec Limits	Qualifiers
sec-Butylbenzene	ug/kg	1250	1240	99	69-130	
Styrene	ug/kg	1250	1160	93	70-130	
tert-Butylbenzene	ug/kg	1250	1170	93	67-130	
Tetrachloroethene	ug/kg	1250	1090	87	70-130	
Toluene	ug/kg	1250	1090	87	70-130	
trans-1,2-Dichloroethene	ug/kg	1250	1130	90	70-130	
trans-1,3-Dichloropropene	ug/kg	1250	1100	88	68-130	
Trichloroethene	ug/kg	1250	1160	92	70-130	
Trichlorofluoromethane	ug/kg	1250	1080	86	70-130	
Vinyl acetate	ug/kg	2500	2320	93	70-130	
Vinyl chloride	ug/kg	1250	1150	92	61-130	
Xylene (Total)	ug/kg	3750	3470	92	70-130	
1,2-Dichloroethane-d4 (S)	%			89	70-130	
4-Bromofluorobenzene (S)	%			95	69-134	
Toluene-d8 (S)	%			100	70-130	

MATRIX SPIKE SAMPLE: 3326746

Parameter	Units	92548986001 Result	Spike Conc.	MS Result	MS % Rec	% Rec Limits	Qualifiers
1,1,1,2-Tetrachloroethane	ug/kg	ND	684	653	96	70-131	
1,1,1-Trichloroethane	ug/kg	ND	684	579	85	65-133	
1,1,2,2-Tetrachloroethane	ug/kg	ND	684	564	82	66-130	
1,1,2-Trichloroethane	ug/kg	ND	684	568	83	66-133	
1,1-Dichloroethane	ug/kg	ND	684	638	93	65-130	
1,1-Dichloroethene	ug/kg	ND	684	659	96	10-158	
1,1-Dichloropropene	ug/kg	ND	684	642	94	68-133	
1,2,3-Trichlorobenzene	ug/kg	ND	684	738	108	27-138	
1,2,3-Trichloropropane	ug/kg	ND	684	578	84	67-130	
1,2,4-Trichlorobenzene	ug/kg	ND	684	753	110	51-134	
1,2,4-Trimethylbenzene	ug/kg	12.9	684	709	102	63-136	
1,2-Dibromo-3-chloropropane	ug/kg	ND	684	577	84	32-130	
1,2-Dibromoethane (EDB)	ug/kg	ND	684	632	92	70-130	
1,2-Dichlorobenzene	ug/kg	ND	684	704	103	69-130	
1,2-Dichloroethane	ug/kg	ND	684	576	84	59-130	
1,2-Dichloropropane	ug/kg	ND	684	640	94	70-130	
1,3,5-Trimethylbenzene	ug/kg	ND	684	716	105	65-137	
1,3-Dichlorobenzene	ug/kg	ND	684	697	102	70-130	
1,3-Dichloropropane	ug/kg	ND	684	650	95	70-130	
1,4-Dichlorobenzene	ug/kg	ND	684	729	107	68-130	
2,2-Dichloropropane	ug/kg	ND	684	524	77	32-130	v3
2-Butanone (MEK)	ug/kg	ND	1370	979	72	10-136	
2-Chlorotoluene	ug/kg	ND	684	720	105	69-141	
2-Hexanone	ug/kg	ND	1370	1060	77	10-144	
4-Chlorotoluene	ug/kg	ND	684	679	99	70-132	
4-Methyl-2-pentanone (MIBK)	ug/kg	ND	1370	1050	77	25-143	

Results presented on this page are in the units indicated by the "Units" column except where an alternate unit is presented to the right of the result.

REPORT OF LABORATORY ANALYSIS

This report shall not be reproduced, except in full,
without the written consent of Pace Analytical Services, LLC.

Pace Analytical Services, LLC
9800 Kincey Ave. Suite 100
Huntersville, NC 28078
(704)875-9092

QUALITY CONTROL DATA

Project: CPC Huntersville/2020-L1-2448
Pace Project No.: 92548986

MATRIX SPIKE SAMPLE: 3326746

Parameter	Units	92548986001 Result	Spike Conc.	MS Result	MS % Rec	% Rec Limits	Qualifiers
Acetone	ug/kg	ND	1370	916	67	10-130	
Benzene	ug/kg	ND	684	649	95	67-130	
Bromobenzene	ug/kg	ND	684	713	104	70-130	
Bromochloromethane	ug/kg	ND	684	601	88	69-134	
Bromodichloromethane	ug/kg	ND	684	547	80	64-130	
Bromoform	ug/kg	ND	684	567	83	62-130	
Bromomethane	ug/kg	ND	684	470	69	20-176	IK
Carbon tetrachloride	ug/kg	ND	684	635	93	65-140	
Chlorobenzene	ug/kg	ND	684	685	100	70-130	
Chloroethane	ug/kg	ND	684	225	33	10-130	
Chloroform	ug/kg	ND	684	656	96	63-130	
Chloromethane	ug/kg	ND	684	667	98	58-130	
cis-1,2-Dichloroethene	ug/kg	ND	684	629	92	66-130	
cis-1,3-Dichloropropene	ug/kg	ND	684	601	88	67-130	
Dibromochloromethane	ug/kg	ND	684	608	89	67-130	
Dibromomethane	ug/kg	ND	684	622	91	63-131	
Dichlorodifluoromethane	ug/kg	ND	684	612	90	44-180	
Diisopropyl ether	ug/kg	ND	684	572	84	63-130	
Ethylbenzene	ug/kg	ND	684	757	111	66-130	
Hexachloro-1,3-butadiene	ug/kg	ND	684	844	123	64-150	
Isopropylbenzene (Cumene)	ug/kg	ND	684	716	105	69-135	
m&p-Xylene	ug/kg	ND	1370	1420	104	60-133	
Methyl-tert-butyl ether	ug/kg	ND	684	585	86	65-130	
Methylene Chloride	ug/kg	ND	684	673	98	61-130	
n-Butylbenzene	ug/kg	ND	684	783	115	65-140	
n-Propylbenzene	ug/kg	ND	684	750	110	67-140	
Naphthalene	ug/kg	ND	684	667	98	15-145	
o-Xylene	ug/kg	ND	684	706	103	66-133	
p-Isopropyltoluene	ug/kg	ND	684	741	108	56-147	
sec-Butylbenzene	ug/kg	ND	684	756	111	65-139	
Styrene	ug/kg	ND	684	661	97	70-132	
tert-Butylbenzene	ug/kg	ND	684	728	106	62-135	
Tetrachloroethene	ug/kg	ND	684	664	97	70-135	
Toluene	ug/kg	9.2	684	649	94	67-130	
trans-1,2-Dichloroethene	ug/kg	ND	684	651	95	69-130	
trans-1,3-Dichloropropene	ug/kg	ND	684	587	86	62-130	
Trichloroethene	ug/kg	ND	684	674	99	70-135	
Trichlorofluoromethane	ug/kg	ND	684	190	28	10-130	
Vinyl acetate	ug/kg	ND	1370	1210	89	53-130	
Vinyl chloride	ug/kg	ND	684	640	94	61-148	
Xylene (Total)	ug/kg	ND	2050	2130	104	63-132	
1,2-Dichloroethane-d4 (S)	%				112	70-130	
4-Bromofluorobenzene (S)	%				96	69-134	
Toluene-d8 (S)	%				99	70-130	

Results presented on this page are in the units indicated by the "Units" column except where an alternate unit is presented to the right of the result.

REPORT OF LABORATORY ANALYSIS

This report shall not be reproduced, except in full,
without the written consent of Pace Analytical Services, LLC.

Pace Analytical Services, LLC
9800 Kincey Ave. Suite 100
Huntersville, NC 28078
(704)875-9092

QUALITY CONTROL DATA

Project: CPC Huntersville/2020-L1-2448
Pace Project No.: 92548986

SAMPLE DUPLICATE: 3326745

Parameter	Units	92548983007 Result	Dup Result	RPD	Max RPD	Qualifiers
1,1,1,2-Tetrachloroethane	ug/kg	ND	ND		30	
1,1,1-Trichloroethane	ug/kg	ND	ND		30	
1,1,2,2-Tetrachloroethane	ug/kg	ND	ND		30	
1,1,2-Trichloroethane	ug/kg	ND	ND		30	
1,1-Dichloroethane	ug/kg	ND	ND		30	
1,1-Dichloroethene	ug/kg	ND	ND		30	
1,1-Dichloropropene	ug/kg	ND	ND		30	
1,2,3-Trichlorobenzene	ug/kg	ND	ND		30	
1,2,3-Trichloropropane	ug/kg	ND	ND		30	
1,2,4-Trichlorobenzene	ug/kg	ND	ND		30	
1,2,4-Trimethylbenzene	ug/kg	15.6	ND		30	
1,2-Dibromo-3-chloropropane	ug/kg	ND	ND		30	
1,2-Dibromoethane (EDB)	ug/kg	ND	ND		30	
1,2-Dichlorobenzene	ug/kg	ND	ND		30	
1,2-Dichloroethane	ug/kg	ND	ND		30	
1,2-Dichloropropane	ug/kg	ND	ND		30	
1,3,5-Trimethylbenzene	ug/kg	ND	ND		30	
1,3-Dichlorobenzene	ug/kg	ND	ND		30	
1,3-Dichloropropane	ug/kg	ND	ND		30	
1,4-Dichlorobenzene	ug/kg	ND	ND		30	
2,2-Dichloropropane	ug/kg	ND	ND		30	v2
2-Butanone (MEK)	ug/kg	ND	ND		30	
2-Chlorotoluene	ug/kg	ND	ND		30	
2-Hexanone	ug/kg	ND	ND		30	
4-Chlorotoluene	ug/kg	ND	ND		30	
4-Methyl-2-pentanone (MIBK)	ug/kg	ND	ND		30	
Acetone	ug/kg	ND	98.6J		30	
Benzene	ug/kg	ND	ND		30	
Bromobenzene	ug/kg	ND	ND		30	
Bromochloromethane	ug/kg	ND	ND		30	
Bromodichloromethane	ug/kg	ND	ND		30	
Bromoform	ug/kg	ND	ND		30	
Bromomethane	ug/kg	ND	ND		30	IK
Carbon tetrachloride	ug/kg	ND	ND		30	
Chlorobenzene	ug/kg	ND	ND		30	
Chloroethane	ug/kg	ND	ND		30	
Chloroform	ug/kg	ND	ND		30	
Chloromethane	ug/kg	ND	ND		30	
cis-1,2-Dichloroethene	ug/kg	ND	ND		30	
cis-1,3-Dichloropropene	ug/kg	ND	ND		30	
Dibromochloromethane	ug/kg	ND	ND		30	
Dibromomethane	ug/kg	ND	ND		30	
Dichlorodifluoromethane	ug/kg	ND	ND		30	
Diisopropyl ether	ug/kg	ND	ND		30	
Ethylbenzene	ug/kg	7.9	10.1	24	30	
Hexachloro-1,3-butadiene	ug/kg	ND	ND		30	
Isopropylbenzene (Cumene)	ug/kg	ND	ND		30	

Results presented on this page are in the units indicated by the "Units" column except where an alternate unit is presented to the right of the result.

REPORT OF LABORATORY ANALYSIS

This report shall not be reproduced, except in full,
without the written consent of Pace Analytical Services, LLC.

Pace Analytical Services, LLC
9800 Kincey Ave. Suite 100
Huntersville, NC 28078
(704)875-9092

QUALITY CONTROL DATA

Project: CPC Huntersville/2020-L1-2448
Pace Project No.: 92548986

SAMPLE DUPLICATE: 3326745

Parameter	Units	92548983007 Result	Dup Result	RPD	Max RPD	Qualifiers
m&p-Xylene	ug/kg	48.5	52.4	8	30	
Methyl-tert-butyl ether	ug/kg	ND	7.5J		30	
Methylene Chloride	ug/kg	ND	ND		30	
n-Butylbenzene	ug/kg	ND	ND		30	
n-Propylbenzene	ug/kg	ND	ND		30	
Naphthalene	ug/kg	5.3J	ND		30	
o-Xylene	ug/kg	13.0	14.7	12	30	
p-Isopropyltoluene	ug/kg	55.6	69.7	22	30	
sec-Butylbenzene	ug/kg	ND	ND		30	
Styrene	ug/kg	14.4	14.6	2	30	
tert-Butylbenzene	ug/kg	ND	ND		30	
Tetrachloroethene	ug/kg	ND	ND		30	
Toluene	ug/kg	27.8	35.5	24	30	
trans-1,2-Dichloroethene	ug/kg	ND	ND		30	
trans-1,3-Dichloropropene	ug/kg	ND	ND		30	
Trichloroethene	ug/kg	ND	ND		30	
Trichlorofluoromethane	ug/kg	ND	ND		30	
Vinyl acetate	ug/kg	ND	ND		30	
Vinyl chloride	ug/kg	ND	ND		30	
Xylene (Total)	ug/kg	61.5	67.1	9	30	
1,2-Dichloroethane-d4 (S)	%	98	99			
4-Bromofluorobenzene (S)	%	97	101			
Toluene-d8 (S)	%	99	99			

Results presented on this page are in the units indicated by the "Units" column except where an alternate unit is presented to the right of the result.

REPORT OF LABORATORY ANALYSIS

This report shall not be reproduced, except in full,
without the written consent of Pace Analytical Services, LLC.

Pace Analytical Services, LLC
9800 Kincey Ave. Suite 100
Huntersville, NC 28078
(704)875-9092

QUALITY CONTROL DATA

Project: CPC Huntersville/2020-L1-2448
Pace Project No.: 92548986

QC Batch: 633630 Analysis Method: EPA 8260D
QC Batch Method: EPA 5035A/5030B Analysis Description: 8260D 5035A 5030B
Laboratory: Pace Analytical Services - Charlotte
Associated Lab Samples: 92548986002, 92548986004, 92548986005, 92548986007, 92548986008, 92548986012

METHOD BLANK: 3328079 Matrix: Solid
Associated Lab Samples: 92548986002, 92548986004, 92548986005, 92548986007, 92548986008, 92548986012

Parameter	Units	Blank Result	Reporting Limit	MDL	Analyzed	Qualifiers
1,1,1,2-Tetrachloroethane	ug/kg	ND	5.0	1.9	07/15/21 13:24	
1,1,1-Trichloroethane	ug/kg	ND	5.0	2.6	07/15/21 13:24	
1,1,2,2-Tetrachloroethane	ug/kg	ND	5.0	1.3	07/15/21 13:24	
1,1,2-Trichloroethane	ug/kg	ND	5.0	1.7	07/15/21 13:24	
1,1-Dichloroethane	ug/kg	ND	5.0	2.1	07/15/21 13:24	
1,1-Dichloroethene	ug/kg	ND	5.0	2.1	07/15/21 13:24	
1,1-Dichloropropene	ug/kg	ND	5.0	2.4	07/15/21 13:24	
1,2,3-Trichlorobenzene	ug/kg	ND	5.0	4.0	07/15/21 13:24	
1,2,3-Trichloropropane	ug/kg	ND	5.0	2.5	07/15/21 13:24	
1,2,4-Trichlorobenzene	ug/kg	ND	5.0	4.2	07/15/21 13:24	
1,2,4-Trimethylbenzene	ug/kg	3.3J	5.0	1.4	07/15/21 13:24	
1,2-Dibromo-3-chloropropane	ug/kg	ND	5.0	1.9	07/15/21 13:24	
1,2-Dibromoethane (EDB)	ug/kg	ND	5.0	2.2	07/15/21 13:24	
1,2-Dichlorobenzene	ug/kg	ND	5.0	1.8	07/15/21 13:24	
1,2-Dichloroethane	ug/kg	ND	5.0	3.3	07/15/21 13:24	v2
1,2-Dichloropropane	ug/kg	ND	5.0	1.5	07/15/21 13:24	
1,3,5-Trimethylbenzene	ug/kg	ND	5.0	1.7	07/15/21 13:24	
1,3-Dichlorobenzene	ug/kg	ND	5.0	1.6	07/15/21 13:24	
1,3-Dichloropropane	ug/kg	ND	5.0	1.6	07/15/21 13:24	
1,4-Dichlorobenzene	ug/kg	ND	5.0	1.3	07/15/21 13:24	
2,2-Dichloropropane	ug/kg	ND	5.0	1.6	07/15/21 13:24	
2-Butanone (MEK)	ug/kg	ND	100	24.0	07/15/21 13:24	
2-Chlorotoluene	ug/kg	ND	5.0	1.8	07/15/21 13:24	
2-Hexanone	ug/kg	ND	50.0	4.8	07/15/21 13:24	
4-Chlorotoluene	ug/kg	ND	5.0	0.88	07/15/21 13:24	
4-Methyl-2-pentanone (MIBK)	ug/kg	ND	50.0	4.8	07/15/21 13:24	
Acetone	ug/kg	ND	100	32.1	07/15/21 13:24	
Benzene	ug/kg	ND	5.0	2.0	07/15/21 13:24	
Bromobenzene	ug/kg	ND	5.0	1.6	07/15/21 13:24	
Bromochloromethane	ug/kg	ND	5.0	1.5	07/15/21 13:24	
Bromodichloromethane	ug/kg	ND	5.0	1.9	07/15/21 13:24	
Bromoform	ug/kg	ND	5.0	1.8	07/15/21 13:24	
Bromomethane	ug/kg	ND	10.0	7.9	07/15/21 13:24	IK
Carbon tetrachloride	ug/kg	ND	5.0	1.9	07/15/21 13:24	
Chlorobenzene	ug/kg	ND	5.0	0.96	07/15/21 13:24	
Chloroethane	ug/kg	ND	10.0	3.9	07/15/21 13:24	
Chloroform	ug/kg	ND	5.0	3.0	07/15/21 13:24	
Chloromethane	ug/kg	ND	10.0	4.2	07/15/21 13:24	
cis-1,2-Dichloroethene	ug/kg	ND	5.0	1.7	07/15/21 13:24	
cis-1,3-Dichloropropene	ug/kg	ND	5.0	1.4	07/15/21 13:24	

Results presented on this page are in the units indicated by the "Units" column except where an alternate unit is presented to the right of the result.

REPORT OF LABORATORY ANALYSIS

This report shall not be reproduced, except in full,
without the written consent of Pace Analytical Services, LLC.

Pace Analytical Services, LLC
9800 Kincey Ave. Suite 100
Huntersville, NC 28078
(704)875-9092

QUALITY CONTROL DATA

Project: CPC Huntersville/2020-L1-2448
Pace Project No.: 92548986

METHOD BLANK: 3328079 Matrix: Solid
Associated Lab Samples: 92548986002, 92548986004, 92548986005, 92548986007, 92548986008, 92548986012

Parameter	Units	Blank Result	Reporting Limit	MDL	Analyzed	Qualifiers
Dibromochloromethane	ug/kg	ND	5.0	2.8	07/15/21 13:24	
Dibromomethane	ug/kg	ND	5.0	1.1	07/15/21 13:24	
Dichlorodifluoromethane	ug/kg	ND	10.0	2.2	07/15/21 13:24	
Diisopropyl ether	ug/kg	ND	5.0	1.4	07/15/21 13:24	v2
Ethylbenzene	ug/kg	ND	5.0	2.3	07/15/21 13:24	
Hexachloro-1,3-butadiene	ug/kg	ND	10.0	8.2	07/15/21 13:24	
Isopropylbenzene (Cumene)	ug/kg	ND	5.0	1.7	07/15/21 13:24	
m&p-Xylene	ug/kg	ND	10.0	3.4	07/15/21 13:24	
Methyl-tert-butyl ether	ug/kg	ND	5.0	1.9	07/15/21 13:24	
Methylene Chloride	ug/kg	ND	20.0	13.7	07/15/21 13:24	
n-Butylbenzene	ug/kg	ND	5.0	2.4	07/15/21 13:24	
n-Propylbenzene	ug/kg	ND	5.0	1.8	07/15/21 13:24	
Naphthalene	ug/kg	ND	5.0	2.6	07/15/21 13:24	
o-Xylene	ug/kg	ND	5.0	2.2	07/15/21 13:24	
p-Isopropyltoluene	ug/kg	ND	5.0	2.5	07/15/21 13:24	
sec-Butylbenzene	ug/kg	ND	5.0	2.2	07/15/21 13:24	
Styrene	ug/kg	ND	5.0	1.3	07/15/21 13:24	
tert-Butylbenzene	ug/kg	ND	5.0	1.8	07/15/21 13:24	
Tetrachloroethene	ug/kg	ND	5.0	1.6	07/15/21 13:24	
Toluene	ug/kg	ND	5.0	1.4	07/15/21 13:24	
trans-1,2-Dichloroethene	ug/kg	ND	5.0	1.8	07/15/21 13:24	
trans-1,3-Dichloropropene	ug/kg	ND	5.0	1.7	07/15/21 13:24	
Trichloroethene	ug/kg	ND	5.0	1.3	07/15/21 13:24	
Trichlorofluoromethane	ug/kg	ND	5.0	2.8	07/15/21 13:24	
Vinyl acetate	ug/kg	ND	50.0	3.6	07/15/21 13:24	
Vinyl chloride	ug/kg	ND	10.0	2.5	07/15/21 13:24	
Xylene (Total)	ug/kg	ND	10.0	2.8	07/15/21 13:24	
1,2-Dichloroethane-d4 (S)	%	101	70-130		07/15/21 13:24	
4-Bromofluorobenzene (S)	%	96	69-134		07/15/21 13:24	
Toluene-d8 (S)	%	98	70-130		07/15/21 13:24	

LABORATORY CONTROL SAMPLE: 3328080

Parameter	Units	Spike Conc.	LCS Result	LCS % Rec	% Rec Limits	Qualifiers
1,1,1,2-Tetrachloroethane	ug/kg	1250	1190	95	70-130	
1,1,1-Trichloroethane	ug/kg	1250	1010	80	70-130	
1,1,2,2-Tetrachloroethane	ug/kg	1250	1070	86	70-130	
1,1,2-Trichloroethane	ug/kg	1250	1070	85	70-130	
1,1-Dichloroethane	ug/kg	1250	1110	89	70-130	
1,1-Dichloroethene	ug/kg	1250	1140	91	70-130	
1,1-Dichloropropene	ug/kg	1250	1100	88	70-130	
1,2,3-Trichlorobenzene	ug/kg	1250	1310	105	65-130	
1,2,3-Trichloropropane	ug/kg	1250	1120	90	70-130	
1,2,4-Trichlorobenzene	ug/kg	1250	1310	105	68-130	

Results presented on this page are in the units indicated by the "Units" column except where an alternate unit is presented to the right of the result.

REPORT OF LABORATORY ANALYSIS

This report shall not be reproduced, except in full,
without the written consent of Pace Analytical Services, LLC.

Pace Analytical Services, LLC
9800 Kincey Ave. Suite 100
Huntersville, NC 28078
(704)875-9092

QUALITY CONTROL DATA

Project: CPC Huntersville/2020-L1-2448
Pace Project No.: 92548986

LABORATORY CONTROL SAMPLE: 3328080

Parameter	Units	Spike Conc.	LCS Result	LCS % Rec	% Rec Limits	Qualifiers
1,2,4-Trimethylbenzene	ug/kg	1250	1230	99	70-130	
1,2-Dibromo-3-chloropropane	ug/kg	1250	1170	93	70-130	
1,2-Dibromoethane (EDB)	ug/kg	1250	1180	94	70-130	
1,2-Dichlorobenzene	ug/kg	1250	1240	99	70-130	
1,2-Dichloroethane	ug/kg	1250	994	79	63-130	v3
1,2-Dichloropropane	ug/kg	1250	1140	91	70-130	
1,3,5-Trimethylbenzene	ug/kg	1250	1250	100	70-130	
1,3-Dichlorobenzene	ug/kg	1250	1240	99	70-130	
1,3-Dichloropropane	ug/kg	1250	1160	93	70-130	
1,4-Dichlorobenzene	ug/kg	1250	1260	101	70-130	
2,2-Dichloropropane	ug/kg	1250	1030	82	66-130	
2-Butanone (MEK)	ug/kg	2500	2040	82	70-130	
2-Chlorotoluene	ug/kg	1250	1250	100	70-130	
2-Hexanone	ug/kg	2500	2150	86	70-130	
4-Chlorotoluene	ug/kg	1250	1200	96	70-130	
4-Methyl-2-pentanone (MIBK)	ug/kg	2500	2120	85	70-130	
Acetone	ug/kg	2500	2150	86	69-130	
Benzene	ug/kg	1250	1150	92	70-130	
Bromobenzene	ug/kg	1250	1290	103	70-130	
Bromochloromethane	ug/kg	1250	1180	94	70-130	
Bromodichloromethane	ug/kg	1250	1020	81	69-130	
Bromoform	ug/kg	1250	1140	91	70-130	
Bromomethane	ug/kg	1250	1280	102	52-130	IK
Carbon tetrachloride	ug/kg	1250	1160	93	70-130	
Chlorobenzene	ug/kg	1250	1200	96	70-130	
Chloroethane	ug/kg	1250	1200	96	65-130	
Chloroform	ug/kg	1250	1180	94	70-130	
Chloromethane	ug/kg	1250	1030	83	55-130	
cis-1,2-Dichloroethene	ug/kg	1250	1070	85	70-130	
cis-1,3-Dichloropropene	ug/kg	1250	1140	91	70-130	
Dibromochloromethane	ug/kg	1250	1170	94	70-130	
Dibromomethane	ug/kg	1250	1210	97	70-130	
Dichlorodifluoromethane	ug/kg	1250	1150	92	45-156	
Diisopropyl ether	ug/kg	1250	989	79	70-130	v3
Ethylbenzene	ug/kg	1250	1300	104	70-130	
Hexachloro-1,3-butadiene	ug/kg	1250	1370	110	66-130	
Isopropylbenzene (Cumene)	ug/kg	1250	1230	98	70-130	
m&p-Xylene	ug/kg	2500	2390	95	70-130	
Methyl-tert-butyl ether	ug/kg	1250	1060	85	70-130	
Methylene Chloride	ug/kg	1250	1330	107	65-130	
n-Butylbenzene	ug/kg	1250	1320	106	67-130	
n-Propylbenzene	ug/kg	1250	1280	103	70-130	
Naphthalene	ug/kg	1250	1190	95	70-130	
o-Xylene	ug/kg	1250	1220	97	70-130	
p-Isopropyltoluene	ug/kg	1250	1290	103	67-130	
sec-Butylbenzene	ug/kg	1250	1290	103	69-130	
Styrene	ug/kg	1250	1200	96	70-130	

Results presented on this page are in the units indicated by the "Units" column except where an alternate unit is presented to the right of the result.

REPORT OF LABORATORY ANALYSIS

This report shall not be reproduced, except in full,
without the written consent of Pace Analytical Services, LLC.

Pace Analytical Services, LLC
9800 Kincey Ave. Suite 100
Huntersville, NC 28078
(704)875-9092

QUALITY CONTROL DATA

Project: CPC Huntersville/2020-L1-2448
Pace Project No.: 92548986

LABORATORY CONTROL SAMPLE: 3328080

Parameter	Units	Spike Conc.	LCS Result	LCS % Rec	% Rec Limits	Qualifiers
tert-Butylbenzene	ug/kg	1250	1230	98	67-130	
Tetrachloroethene	ug/kg	1250	1160	93	70-130	
Toluene	ug/kg	1250	1130	90	70-130	
trans-1,2-Dichloroethene	ug/kg	1250	1130	91	70-130	
trans-1,3-Dichloropropene	ug/kg	1250	1140	92	68-130	
Trichloroethene	ug/kg	1250	1210	96	70-130	
Trichlorofluoromethane	ug/kg	1250	1080	87	70-130	
Vinyl acetate	ug/kg	2500	2250	90	70-130	
Vinyl chloride	ug/kg	1250	1150	92	61-130	
Xylene (Total)	ug/kg	3750	3600	96	70-130	
1,2-Dichloroethane-d4 (S)	%			85	70-130	
4-Bromofluorobenzene (S)	%			94	69-134	
Toluene-d8 (S)	%			97	70-130	

MATRIX SPIKE SAMPLE: 3328082

Parameter	Units	92548986007 Result	Spike Conc.	MS Result	MS % Rec	% Rec Limits	Qualifiers
1,1,1,2-Tetrachloroethane	ug/kg	ND	747	762	102	70-131	
1,1,1-Trichloroethane	ug/kg	ND	747	671	90	65-133	
1,1,2,2-Tetrachloroethane	ug/kg	ND	747	669	90	66-130	
1,1,2-Trichloroethane	ug/kg	ND	747	659	88	66-133	
1,1-Dichloroethane	ug/kg	ND	747	728	98	65-130	
1,1-Dichloroethene	ug/kg	ND	747	743	100	10-158	
1,1-Dichloropropene	ug/kg	ND	747	757	101	68-133	
1,2,3-Trichlorobenzene	ug/kg	ND	747	882	118	27-138	
1,2,3-Trichloropropane	ug/kg	ND	747	688	92	67-130	
1,2,4-Trichlorobenzene	ug/kg	ND	747	887	119	51-134	
1,2,4-Trimethylbenzene	ug/kg	8.2	747	853	113	63-136	
1,2-Dibromo-3-chloropropane	ug/kg	ND	747	703	94	32-130	
1,2-Dibromoethane (EDB)	ug/kg	ND	747	744	100	70-130	
1,2-Dichlorobenzene	ug/kg	ND	747	836	112	69-130	
1,2-Dichloroethane	ug/kg	ND	747	654	88	59-130	v3
1,2-Dichloropropane	ug/kg	ND	747	738	99	70-130	
1,3,5-Trimethylbenzene	ug/kg	ND	747	862	115	65-137	
1,3-Dichlorobenzene	ug/kg	ND	747	848	114	70-130	
1,3-Dichloropropane	ug/kg	ND	747	759	102	70-130	
1,4-Dichlorobenzene	ug/kg	ND	747	849	114	68-130	
2,2-Dichloropropane	ug/kg	ND	747	596	80	32-130	
2-Butanone (MEK)	ug/kg	ND	1490	1180	77	10-136	
2-Chlorotoluene	ug/kg	ND	747	872	117	69-141	
2-Hexanone	ug/kg	ND	1490	1300	87	10-144	
4-Chlorotoluene	ug/kg	ND	747	831	111	70-132	
4-Methyl-2-pentanone (MIBK)	ug/kg	ND	1490	1250	84	25-143	
Acetone	ug/kg	ND	1490	1140	77	10-130	
Benzene	ug/kg	ND	747	752	101	67-130	

Results presented on this page are in the units indicated by the "Units" column except where an alternate unit is presented to the right of the result.

REPORT OF LABORATORY ANALYSIS

This report shall not be reproduced, except in full,
without the written consent of Pace Analytical Services, LLC.

Pace Analytical Services, LLC
9800 Kincey Ave. Suite 100
Huntersville, NC 28078
(704)875-9092

QUALITY CONTROL DATA

Project: CPC Huntersville/2020-L1-2448
Pace Project No.: 92548986

MATRIX SPIKE SAMPLE: 3328082

Parameter	Units	92548986007 Result	Spike Conc.	MS Result	MS % Rec	% Rec Limits	Qualifiers
Bromobenzene	ug/kg	ND	747	850	114	70-130	
Bromochloromethane	ug/kg	ND	747	730	98	69-134	
Bromodichloromethane	ug/kg	ND	747	616	82	64-130	
Bromoform	ug/kg	ND	747	651	87	62-130	
Bromomethane	ug/kg	ND	747	496	66	20-176	IK
Carbon tetrachloride	ug/kg	ND	747	739	99	65-140	
Chlorobenzene	ug/kg	ND	747	815	109	70-130	
Chloroethane	ug/kg	ND	747	220	30	10-130	
Chloroform	ug/kg	ND	747	758	102	63-130	
Chloromethane	ug/kg	ND	747	793	106	58-130	
cis-1,2-Dichloroethene	ug/kg	ND	747	707	95	66-130	
cis-1,3-Dichloropropene	ug/kg	ND	747	694	93	67-130	
Dibromochloromethane	ug/kg	ND	747	685	92	67-130	
Dibromomethane	ug/kg	ND	747	740	99	63-131	
Dichlorodifluoromethane	ug/kg	ND	747	797	107	44-180	
Diisopropyl ether	ug/kg	ND	747	649	87	63-130	v3
Ethylbenzene	ug/kg	7.4J	747	888	118	66-130	
Hexachloro-1,3-butadiene	ug/kg	ND	747	1010	136	64-150	
Isopropylbenzene (Cumene)	ug/kg	ND	747	854	114	69-135	
m&p-Xylene	ug/kg	14.8J	1490	1670	111	60-133	
Methyl-tert-butyl ether	ug/kg	ND	747	665	89	65-130	
Methylene Chloride	ug/kg	ND	747	728	97	61-130	
n-Butylbenzene	ug/kg	ND	747	909	122	65-140	
n-Propylbenzene	ug/kg	ND	747	900	121	67-140	
Naphthalene	ug/kg	ND	747	780	104	15-145	
o-Xylene	ug/kg	8.1	747	831	110	66-133	
p-Isopropyltoluene	ug/kg	10.2	747	909	120	56-147	
sec-Butylbenzene	ug/kg	ND	747	907	121	65-139	
Styrene	ug/kg	ND	747	787	105	70-132	
tert-Butylbenzene	ug/kg	ND	747	848	114	62-135	
Tetrachloroethene	ug/kg	ND	747	811	109	70-135	
Toluene	ug/kg	8.0	747	755	100	67-130	
trans-1,2-Dichloroethene	ug/kg	ND	747	749	100	69-130	
trans-1,3-Dichloropropene	ug/kg	ND	747	671	90	62-130	
Trichloroethene	ug/kg	ND	747	800	107	70-135	
Trichlorofluoromethane	ug/kg	ND	747	183	25	10-130	
Vinyl acetate	ug/kg	ND	1490	1360	91	53-130	
Vinyl chloride	ug/kg	ND	747	760	102	61-148	
Xylene (Total)	ug/kg	22.9	2240	2500	110	63-132	
1,2-Dichloroethane-d4 (S)	%				98	70-130	
4-Bromofluorobenzene (S)	%				95	69-134	
Toluene-d8 (S)	%				97	70-130	

Results presented on this page are in the units indicated by the "Units" column except where an alternate unit is presented to the right of the result.

REPORT OF LABORATORY ANALYSIS

This report shall not be reproduced, except in full,
without the written consent of Pace Analytical Services, LLC.

Pace Analytical Services, LLC
9800 Kincey Ave. Suite 100
Huntersville, NC 28078
(704)875-9092

QUALITY CONTROL DATA

Project: CPC Huntersville/2020-L1-2448
Pace Project No.: 92548986

SAMPLE DUPLICATE: 3328081

Parameter	Units	92548986004 Result	Dup Result	RPD	Max RPD	Qualifiers
1,1,1,2-Tetrachloroethane	ug/kg	ND	ND		30	
1,1,1-Trichloroethane	ug/kg	ND	ND		30	
1,1,2,2-Tetrachloroethane	ug/kg	ND	ND		30	
1,1,2-Trichloroethane	ug/kg	ND	ND		30	
1,1-Dichloroethane	ug/kg	ND	ND		30	
1,1-Dichloroethene	ug/kg	ND	ND		30	
1,1-Dichloropropene	ug/kg	ND	ND		30	
1,2,3-Trichlorobenzene	ug/kg	ND	ND		30	
1,2,3-Trichloropropane	ug/kg	ND	ND		30	
1,2,4-Trichlorobenzene	ug/kg	ND	ND		30	
1,2,4-Trimethylbenzene	ug/kg	23.2	12.2	62	30	D6
1,2-Dibromo-3-chloropropane	ug/kg	ND	ND		30	
1,2-Dibromoethane (EDB)	ug/kg	ND	ND		30	
1,2-Dichlorobenzene	ug/kg	ND	ND		30	
1,2-Dichloroethane	ug/kg	ND	ND		30	v2
1,2-Dichloropropane	ug/kg	ND	ND		30	
1,3,5-Trimethylbenzene	ug/kg	ND	ND		30	
1,3-Dichlorobenzene	ug/kg	ND	ND		30	
1,3-Dichloropropane	ug/kg	ND	ND		30	
1,4-Dichlorobenzene	ug/kg	ND	ND		30	
2,2-Dichloropropane	ug/kg	ND	ND		30	
2-Butanone (MEK)	ug/kg	ND	ND		30	
2-Chlorotoluene	ug/kg	ND	ND		30	
2-Hexanone	ug/kg	ND	ND		30	
4-Chlorotoluene	ug/kg	ND	ND		30	
4-Methyl-2-pentanone (MIBK)	ug/kg	ND	ND		30	
Acetone	ug/kg	ND	ND		30	
Benzene	ug/kg	ND	ND		30	
Bromobenzene	ug/kg	ND	ND		30	
Bromochloromethane	ug/kg	ND	ND		30	
Bromodichloromethane	ug/kg	ND	ND		30	
Bromoform	ug/kg	ND	ND		30	
Bromomethane	ug/kg	ND	ND		30	IK
Carbon tetrachloride	ug/kg	ND	ND		30	
Chlorobenzene	ug/kg	ND	ND		30	
Chloroethane	ug/kg	ND	ND		30	
Chloroform	ug/kg	ND	ND		30	
Chloromethane	ug/kg	ND	ND		30	
cis-1,2-Dichloroethene	ug/kg	ND	ND		30	
cis-1,3-Dichloropropene	ug/kg	ND	ND		30	
Dibromochloromethane	ug/kg	ND	ND		30	
Dibromomethane	ug/kg	ND	ND		30	
Dichlorodifluoromethane	ug/kg	ND	ND		30	
Diisopropyl ether	ug/kg	ND	ND		30	v2
Ethylbenzene	ug/kg	ND	ND		30	
Hexachloro-1,3-butadiene	ug/kg	ND	ND		30	
Isopropylbenzene (Cumene)	ug/kg	ND	ND		30	

Results presented on this page are in the units indicated by the "Units" column except where an alternate unit is presented to the right of the result.

REPORT OF LABORATORY ANALYSIS

This report shall not be reproduced, except in full,
without the written consent of Pace Analytical Services, LLC.

Pace Analytical Services, LLC
9800 Kincey Ave. Suite 100
Huntersville, NC 28078
(704)875-9092

QUALITY CONTROL DATA

Project: CPC Huntersville/2020-L1-2448
Pace Project No.: 92548986

SAMPLE DUPLICATE: 3328081

Parameter	Units	92548986004 Result	Dup Result	RPD	Max RPD	Qualifiers
m&p-Xylene	ug/kg	14.3J	ND		30	
Methyl-tert-butyl ether	ug/kg	ND	ND		30	
Methylene Chloride	ug/kg	ND	ND		30	
n-Butylbenzene	ug/kg	ND	ND		30	
n-Propylbenzene	ug/kg	ND	ND		30	
Naphthalene	ug/kg	9.7	ND		30	
o-Xylene	ug/kg	5.4J	7.5J		30	
p-Isopropyltoluene	ug/kg	91.4	100	9	30	
sec-Butylbenzene	ug/kg	ND	ND		30	
Styrene	ug/kg	ND	ND		30	
tert-Butylbenzene	ug/kg	ND	ND		30	
Tetrachloroethene	ug/kg	ND	ND		30	
Toluene	ug/kg	7.8J	7.1J		30	
trans-1,2-Dichloroethene	ug/kg	ND	ND		30	
trans-1,3-Dichloropropene	ug/kg	ND	ND		30	
Trichloroethene	ug/kg	ND	ND		30	
Trichlorofluoromethane	ug/kg	ND	ND		30	
Vinyl acetate	ug/kg	ND	ND		30	
Vinyl chloride	ug/kg	ND	ND		30	
Xylene (Total)	ug/kg	19.7	ND		30	
1,2-Dichloroethane-d4 (S)	%	96	98			
4-Bromofluorobenzene (S)	%	97	95			
Toluene-d8 (S)	%	99	97			

Results presented on this page are in the units indicated by the "Units" column except where an alternate unit is presented to the right of the result.

REPORT OF LABORATORY ANALYSIS

This report shall not be reproduced, except in full,
without the written consent of Pace Analytical Services, LLC.

Pace Analytical Services, LLC
9800 Kincey Ave. Suite 100
Huntersville, NC 28078
(704)875-9092

QUALITY CONTROL DATA

Project: CPC Huntersville/2020-L1-2448
Pace Project No.: 92548986

QC Batch: 633058
QC Batch Method: SW-846
Analysis Method: SW-846
Analysis Description: Dry Weight/Percent Moisture
Laboratory: Pace Analytical Services - Charlotte
Associated Lab Samples: 92548986001, 92548986002, 92548986003, 92548986004, 92548986005, 92548986006, 92548986007

SAMPLE DUPLICATE: 3325224

Parameter	Units	92548820001 Result	Dup Result	RPD	Max RPD	Qualifiers
Percent Moisture	%	45.4	43.7	4	25	N2

SAMPLE DUPLICATE: 3325225

Parameter	Units	92548986007 Result	Dup Result	RPD	Max RPD	Qualifiers
Percent Moisture	%	16.2	15.8	2	25	N2

Results presented on this page are in the units indicated by the "Units" column except where an alternate unit is presented to the right of the result.

REPORT OF LABORATORY ANALYSIS

This report shall not be reproduced, except in full,
without the written consent of Pace Analytical Services, LLC.

Pace Analytical Services, LLC
9800 Kincey Ave. Suite 100
Huntersville, NC 28078
(704)875-9092

QUALITY CONTROL DATA

Project: CPC Huntersville/2020-L1-2448
Pace Project No.: 92548986

QC Batch: 633070
QC Batch Method: SW-846
Analysis Method: SW-846
Analysis Description: Dry Weight/Percent Moisture
Laboratory: Pace Analytical Services - Charlotte

Associated Lab Samples: 92548986008

SAMPLE DUPLICATE: 3325281

Parameter	Units	92548985001 Result	Dup Result	RPD	Max RPD	Qualifiers
Percent Moisture	%	8.6	8.3	4	25	N2

SAMPLE DUPLICATE: 3325282

Parameter	Units	92549056001 Result	Dup Result	RPD	Max RPD	Qualifiers
Percent Moisture	%	80.3	80.5	0	25	N2

Results presented on this page are in the units indicated by the "Units" column except where an alternate unit is presented to the right of the result.

REPORT OF LABORATORY ANALYSIS

This report shall not be reproduced, except in full,
without the written consent of Pace Analytical Services, LLC.

Pace Analytical Services, LLC
9800 Kincey Ave. Suite 100
Huntersville, NC 28078
(704)875-9092

QUALITY CONTROL DATA

Project: CPC Huntersville/2020-L1-2448
Pace Project No.: 92548986

QC Batch: 633077
QC Batch Method: SW-846
Analysis Method: SW-846
Analysis Description: Dry Weight/Percent Moisture
Laboratory: Pace Analytical Services - Charlotte
Associated Lab Samples: 92548986009, 92548986010, 92548986011, 92548986012, 92548986013, 92548986014, 92548986015

SAMPLE DUPLICATE: 3325345

Parameter	Units	92548900001 Result	Dup Result	RPD	Max RPD	Qualifiers
Percent Moisture	%	15.8	16.2	3	25	N2

SAMPLE DUPLICATE: 3325346

Parameter	Units	92549024001 Result	Dup Result	RPD	Max RPD	Qualifiers
Percent Moisture	%	8.8	8.6	3	25	N2

Results presented on this page are in the units indicated by the "Units" column except where an alternate unit is presented to the right of the result.

REPORT OF LABORATORY ANALYSIS

This report shall not be reproduced, except in full,
without the written consent of Pace Analytical Services, LLC.

Pace Analytical Services, LLC
9800 Kincey Ave. Suite 100
Huntersville, NC 28078
(704)875-9092

QUALIFIERS

Project: CPC Huntersville/2020-L1-2448
Pace Project No.: 92548986

DEFINITIONS

DF - Dilution Factor, if reported, represents the factor applied to the reported data due to dilution of the sample aliquot.

ND - Not Detected at or above adjusted reporting limit.

TNTC - Too Numerous To Count

J - Estimated concentration above the adjusted method detection limit and below the adjusted reporting limit.

MDL - Adjusted Method Detection Limit.

PQL - Practical Quantitation Limit.

RL - Reporting Limit - The lowest concentration value that meets project requirements for quantitative data with known precision and bias for a specific analyte in a specific matrix.

S - Surrogate

1,2-Diphenylhydrazine decomposes to and cannot be separated from Azobenzene using Method 8270. The result for each analyte is a combined concentration.

Consistent with EPA guidelines, unrounded data are displayed and have been used to calculate % recovery and RPD values.

LCS(D) - Laboratory Control Sample (Duplicate)

MS(D) - Matrix Spike (Duplicate)

DUP - Sample Duplicate

RPD - Relative Percent Difference

NC - Not Calculable.

SG - Silica Gel - Clean-Up

U - Indicates the compound was analyzed for, but not detected.

Acid preservation may not be appropriate for 2 Chloroethylvinyl ether.

A separate vial preserved to a pH of 4-5 is recommended in SW846 Chapter 4 for the analysis of Acrolein and Acrylonitrile by EPA Method 8260.

N-Nitrosodiphenylamine decomposes and cannot be separated from Diphenylamine using Method 8270. The result reported for each analyte is a combined concentration.

Pace Analytical is TNI accredited. Contact your Pace PM for the current list of accredited analytes.

TNI - The NELAC Institute.

ANALYTE QUALIFIERS

B	Analyte was detected in the associated method blank.
D6	The precision between the sample and sample duplicate exceeded laboratory control limits.
IK	The recalculated concentration of the calibration standard(s) did not meet method acceptance criteria; this result should be considered an estimated value.
N2	The lab does not hold NELAC/TNI accreditation for this parameter but other accreditations/certifications may apply. A complete list of accreditations/certifications is available upon request.
S2	Surrogate recovery outside laboratory control limits due to matrix interferences (confirmed by similar results from sample re-analysis).
S5	Surrogate recovery outside control limits due to matrix interferences (not confirmed by re-analysis).
v2	The continuing calibration verification was below the method acceptance limit. The analyte was not detected in the associated samples and the sensitivity of the instrument was verified with a reporting limit check standard.
v3	The continuing calibration verification was below the method acceptance limit. Any detection for the analyte in the associated samples may have low bias.

This report shall not be reproduced, except in full,
without the written consent of Pace Analytical Services, LLC.

Pace Analytical Services, LLC
9800 Kincey Ave. Suite 100
Huntersville, NC 28078
(704)875-9092

QUALITY CONTROL DATA CROSS REFERENCE TABLE

Project: CPC Huntersville/2020-L1-2448
Pace Project No.: 92548986

Lab ID	Sample ID	QC Batch Method	QC Batch	Analytical Method	Analytical Batch
92548986001	AD1A (0-2')	MADEP VPH	633954	MADEP VPH	634008
92548986002	AD1A (22-24')	MADEP VPH	634112	MADEP VPH	634173
92548986003	AD1A (40-42')	MADEP VPH	633954	MADEP VPH	634008
92548986004	AD5 (0-2')	MADEP VPH	633954	MADEP VPH	634008
92548986005	AD5 (22-24')	MADEP VPH	633954	MADEP VPH	634008
92548986006	AD5 (34-36')	MADEP VPH	633954	MADEP VPH	634008
92548986007	AD6 (0-2')	MADEP VPH	633954	MADEP VPH	634008
92548986008	AD6 (24-26')	MADEP VPH	634112	MADEP VPH	634173
92548986009	AD6 (34-36')	MADEP VPH	633954	MADEP VPH	634008
92548986010	AD7 (0-2')	MADEP VPH	633954	MADEP VPH	634008
92548986011	AD7 (24-26')	MADEP VPH	633954	MADEP VPH	634008
92548986012	AD7 (28-30')	MADEP VPH	633954	MADEP VPH	634008
92548986013	AD8 (0-2')	MADEP VPH	634112	MADEP VPH	634173
92548986014	AD8 (20-22')	MADEP VPH	634112	MADEP VPH	634173
92548986015	AD8 (36-38')	MADEP VPH	634112	MADEP VPH	634173
92548986001	AD1A (0-2')	EPA 5035A/5030B	633360	EPA 8260D	633373
92548986002	AD1A (22-24')	EPA 5035A/5030B	633630	EPA 8260D	633641
92548986003	AD1A (40-42')	EPA 5035A/5030B	633360	EPA 8260D	633373
92548986004	AD5 (0-2')	EPA 5035A/5030B	633630	EPA 8260D	633641
92548986005	AD5 (22-24')	EPA 5035A/5030B	633630	EPA 8260D	633641
92548986006	AD5 (34-36')	EPA 5035A/5030B	633360	EPA 8260D	633373
92548986007	AD6 (0-2')	EPA 5035A/5030B	633630	EPA 8260D	633641
92548986008	AD6 (24-26')	EPA 5035A/5030B	633630	EPA 8260D	633641
92548986009	AD6 (34-36')	EPA 5035A/5030B	633360	EPA 8260D	633373
92548986010	AD7 (0-2')	EPA 5035A/5030B	633360	EPA 8260D	633373
92548986011	AD7 (24-26')	EPA 5035A/5030B	633360	EPA 8260D	633373
92548986012	AD7 (28-30')	EPA 5035A/5030B	633630	EPA 8260D	633641
92548986013	AD8 (0-2')	EPA 5035A/5030B	633360	EPA 8260D	633373
92548986014	AD8 (20-22')	EPA 5035A/5030B	633360	EPA 8260D	633373
92548986015	AD8 (36-38')	EPA 5035A/5030B	633360	EPA 8260D	633373
92548986001	AD1A (0-2')	SW-846	633058		
92548986002	AD1A (22-24')	SW-846	633058		
92548986003	AD1A (40-42')	SW-846	633058		
92548986004	AD5 (0-2')	SW-846	633058		
92548986005	AD5 (22-24')	SW-846	633058		
92548986006	AD5 (34-36')	SW-846	633058		
92548986007	AD6 (0-2')	SW-846	633058		
92548986008	AD6 (24-26')	SW-846	633070		
92548986009	AD6 (34-36')	SW-846	633077		
92548986010	AD7 (0-2')	SW-846	633077		

REPORT OF LABORATORY ANALYSIS

This report shall not be reproduced, except in full,
without the written consent of Pace Analytical Services, LLC.

Pace Analytical Services, LLC
9800 Kincey Ave. Suite 100
Huntersville, NC 28078
(704)875-9092

QUALITY CONTROL DATA CROSS REFERENCE TABLE

Project: CPC Huntersville/2020-L1-2448
Pace Project No.: 92548986

Lab ID	Sample ID	QC Batch Method	QC Batch	Analytical Method	Analytical Batch
92548986011	**AD7 (24-26')**	SW-846	633077		
92548986012	**AD7 (28-30')**	SW-846	633077		
92548986013	**AD8 (0-2')**	SW-846	633077		
92548986014	**AD8 (20-22')**	SW-846	633077		
92548986015	**AD8 (36-38')**	SW-846	633077		

This report shall not be reproduced, except in full,
without the written consent of Pace Analytical Services, LLC.

CHAIN-OF-CUSTODY Analytical Request Document

Pace Analytical

Chain-of-Custody is a LEGAL DOCUMENT - Complete all relevent fields

LAB USE ONLY — WO# : 92548986

Company: Apex Companies	Billing Information:
Address: 5900 Northwoods Bus. Pkwy. Ste-O	
Report To: Andrew Street	Email To: Andrew.street@apexcos.com
Copy To: tom.naumann@apexcos.com	Site Collection Info/Address: Huntersville-Concord Rd
Customer Project Name/Number: CPC Huntersville Site	State: NC County/City: Huntersville Time Zone Collected: [ ] PT [ ] MT [ ] CT [Y] ET
Phone: / Email:	Site/Facility ID #:
Collected By (print): Joel Schlandt	Purchase Order #: Quote #: 2020-LI-2248
Collected By (signature):	Turnaround Date Required: Standard
Sample Disposal: [Y] Dispose as appropriate [ ] Return [ ] Archive: _____ [ ] Hold: _____	Rush: [ ] Same Day [ ] Next Day [ ] 2 Day [ ] 3 Day [ ] 4 Day [ ] 5 Day (Expedite Charges Apply)
	Compliance Monitoring? [ ] Yes [Y] No
	DW PWS ID #: DW Location Code:
	Immediately Packed on Ice: [Y] Yes [ ] No
	Field Filtered (if applicable): [ ] Yes [Y] No Analysis: _____

Container Preservative Type**: 6 6

** Preservative Types: (1) nitric acid, (2) sulfuric acid, (3) hydrochloric acid, (4) sodium hydroxide, (5) zinc acetate, (6) methanol, (7) sodium bisulfate, (8) sodium thiosulfate, (9) hexane, (A) ascorbic acid, (B) ammonium sulfate, (C) ammonium hydroxide, (D) TSP, (U) Unpreserved, (O) Other _____

Analyses: VOCs by 8260D; MADEP VPH

Lab Profile/Line:

Lab Sample Receipt Checklist:

Custody Seals Present/Intact	Y N (NA)
Custody Signatures Present	(Y) N NA
Collector Signature Present	(Y) N NA
Bottles Intact	(Y) N NA
Correct Bottles	(Y) N NA
Sufficient Volume	(Y) N NA
Samples Received on Ice	(Y) N NA
VOA - Headspace Acceptable	Y N (NA)
USDA Regulated Soils	Y (N) NA
Samples in Holding Time	(Y) N NA
Residual Chlorine Present	Y N (NA)
Cl Strips: _____	
Sample pH Acceptable	Y N (NA)
pH Strips: _____	
Sulfide Present	Y N (NA)
Lead Acetate Strips: _____	

LAB USE ONLY:
Lab Sample # / Comments:
92548986

* Matrix Codes (Insert in Matrix box below): Drinking Water (DW), Ground Water (GW), Wastewater (WW), Product (P), Soil/Solid (SL), Oil (OL), Wipe (WP), Air (AR), Tissue (TS), Bioassay (B), Vapor (V), Other (OT)

Customer Sample ID	Matrix *	Comp / Grab	Collected (or Composite Start) Date	Collected (or Composite Start) Time	Composite End Date	Composite End Time	Res Cl	# of Ctns	VOCs by 8260D	MADEP VPH	Lab Sample # / Comments
AD1A (0-2')	SL	Grab	7/10/21	1000				3	X	X	001
AD1A (22-24')				1005				3			002
AD1A (40-42')				1010				3			003
AD5 (0-2')				1135				3			004
AD5 (22-24')				1140				3			005
AD5 (34-36')				1145				3			006
AD6 (0-2')				1230				3			007
AD6 (24-26')				1235				3			008
AD6 (34-36')				1240				3			009
AD7 (0-2')				1430				3			010

Customer Remarks / Special Conditions / Possible Hazards:

Type of Ice Used: (Wet) Blue Dry None

Packing Material Used: foam

Radchem sample(s) screened (<500 cpm): Y N (NA)

SHORT HOLDS PRESENT (<72 hours): Y (N) N/A

Lab Tracking #: 2632955

Samples received via: FEDEX UPS Client Courier (Pace Courier)

Lab Sample Temperature Info:
Temp Blank Received: Y N NA
Therm ID#: 92T0404
Cooler 1 Temp Upon Receipt: 1.8 oC
Cooler 1 Therm Corr. Factor: -0.1 oC
Cooler 1 Corrected Temp: 1.7 oC
Comments:

	Date/Time		Date/Time
Relinquished by/Company: (Signature) APEX	07-10-2021/1620	Received by/Company: (Signature) Matt T./Apex	7-10-21/1620
Relinquished by/Company: (Signature) Matt T./Apex	7/12 1430	Received by/Company: (Signature)	7/12 1420
Relinquished by/Company: (Signature)	7/12 1515	Received by/Company: (Signature) PACE HVL	7/12/21 15:15

MTJL LAB USE ONLY
Table #:
Acctnum:
Template:
Prelogin:
PM:
PB:

Trip Blank Received: Y N (NA)
HCL MeOH TSP Other

Non Conformance(s): YES / (NO)

Page: 1 of: 2

CHAIN-OF-CUSTODY Analytical Request Document

Pace Analytical®

Chain-of-Custody is a LEGAL DOCUMENT - Complete all relevent fields

LAB USE ONLY- ALL

WO# : 92548986

PM: AMB Due Date: 07/19/21

CLIENT: 92-APEX MOOR

Company: Apex Companies	Billing Information:
Address: 5900 Northwoods Bus. Pkwy, Ste-O	
Report To: Andrew Street	Email To: andrew.street@apexcos.com
Copy To: tom.naumann@apexcos.com	Site Collection Info/Address: Huntersville-Concord Rd
Customer Project Name/Number: CPC Huntersville Site	State: NC County/City: Huntersville Time Zone Collected: [ ] PT [ ] MT [ ] CT [✓] ET
Phone: Email:	Site/Facility ID #: Compliance Monitoring? [ ] Yes [✓] No
Collected By (print): Joel Schlandt	Purchase Order #: Quote #: 2020-CI-2248 DW PWS ID #: DW Location Code:
Collected By (signature):	Turnaround Date Required: Standard Immediately Packed on Ice: [✓] Yes [ ] No
Sample Disposal: [✓] Dispose as appropriate [ ] Return [ ] Archive: [ ] Hold:	Rush: [ ] Same Day [ ] Next Day [ ] 2 Day [ ] 3 Day [ ] 4 Day [ ] 5 Day (Expedite Charges Apply) Field Filtered (if applicable): [ ] Yes [ ] No Analysis:

* Matrix Codes (Insert in Matrix box below): Drinking Water (DW), Ground Water (GW), Wastewater (WW), Product (P), Soil/Solid (SL), Oil (OL), Wipe (WP), Air (AR), Tissue (TS), Bioassay (B), Vapor (V), Other (OT)

Customer Sample ID	Matrix *	Comp / Grab	Collected (or Composite Start) Date	Collected (or Composite Start) Time	Composite End Date	Composite End Time	Res Cl	# of Ctns	Analyses: VOCs by 8260D MASTEP UPH	Lab Sample # / Comments
AD7 (24-26')	SL	Grab	7/10/21	1435				3	X X	92548986 011
AD7 (28-30')				1440				3		012
AD8 (0-2')				1530				3		013
AD8 (20-22')				1535				3		014
AD8 (36-38')				1540				3		015

Container Preser: 6 6

** Preservative Types: (1) nitric acid, (2) sulfuric acid, (3) hydrochloric acid, (4) sodium hydroxide, (5) zinc acetate, (6) methanol, (7) sodium bisulfate, (8) sodium thiosulfate, (9) hexane, (A) ascorbic acid, (B) ammonium sulfate, (C) ammonium hydroxide, (D) TSP, (U) Unpreserved, (O) Other _____

Lab Profile/Line:

Lab Sample Receipt Checklist:

Custody Seals Present/Intact	Y N (NA)
Custody Signatures Present	(Y) N NA
Collector Signature Present	(Y) N NA
Bottles Intact	(Y) N NA
Correct Bottles	(Y) N NA
Sufficient Volume	(Y) N NA
Samples Received on Ice	(Y) N NA
VOA - Headspace Acceptable	Y N (NA)
USDA Regulated Soils	Y (N) NA
Samples in Holding Time	(Y) N NA
Residual Chlorine Present	Y N (NA)
Cl Strips:	
Sample pH Acceptable	Y N (NA)
pH Strips:	
Sulfide Present	Y N (NA)
Lead Acetate Strips:	

LAB USE ONLY:
Lab Sample # / Comments:

Customer Remarks / Special Conditions / Possible Hazards:

Type of Ice Used: (Wet) Blue Dry None

Packing Material Used: foam

Radchem sample(s) screened (<500 cpm): Y N (NA)

SHORT HOLDS PRESENT (<72 hours): Y (N) N/A

Lab Tracking #: 2632954

Samples received via: FEDEX UPS Client Courier (Pace Courier)

Lab Sample Temperature Info:

Temp Blank Received: Y N NA

Therm ID#: ~~NS 7/12/21~~ 92TOC4 (NS 7/12/21)

Cooler 1 Temp Upon Receipt: ~~0.1~~ oC 1.4

Cooler 1 Therm Corr. Factor: -0.1 oC

Cooler 1 Corrected Temp: 1.7 oC

Comments:

Relinquished by/Company: (Signature)	Date/Time: 07-10-2021/1620	Received by/Company: (Signature)	Date/Time: 7/10/21 1620
Relinquished by/Company: (Signature)	Date/Time: 7/12 1430	Received by/Company: (Signature)	Date/Time: 7/12 1430
Relinquished by/Company: (Signature)	Date/Time: 7/12 1515	Received by/Company: (Signature)	Date/Time: 7/12/21 15:15

MTJL LAB USE ONLY

Table #:

Acctnum:

Template:

Prelogin:

PM:

PB:

Trip Blank Received: Y N (NA)

HCL MeOH TSP Other

Non Conformance(s): YES / NO

Page: 2 of: 2

***Check mark top half of box if pH and/or dechlorination is verified and within the acceptance range for preservation samples.**

Exceptions: VOA, Coliform, TOC, Oil and Grease, DRO/8015 (water) DOC, LLHg

****Bottom half of box is to list number of bottles**

Project # 92548986

Item#	BP4U-125 mL Plastic Unpreserved (N/A) (Cl-)	BP3U-250 mL Plastic Unpreserved (N/A)	BP2U-500 mL Plastic Unpreserved (N/A)	BP1U-1 liter Plastic Unpreserved (N/A)	BP4S-125 mL Plastic H2SO4 (pH < 2) (Cl-)	BP3N-250 mL plastic HNO3 (pH < 2)	BP4Z-125 mL Plastic ZN Acetate & NaOH (>9)	BP4C-125 mL Plastic NaOH (pH > 12) (Cl-)	WGFU-Wide-mouthed Glass jar Unpreserved	AG1U-1 liter Amber Unpreserved (N/A) (Cl-)	AG1H-1 liter Amber HCl (pH < 2)	AG3U-250 mL Amber Unpreserved (N/A) (Cl-)	AG1S-1 liter Amber H2SO4 (pH < 2)	AG3S-250 mL Amber H2SO4 (pH < 2)	AG3A(DG3A)-250 mL Amber NH4Cl (N/A)(Cl-)	DG9H-40 mL VOA HCl (N/A)	VG9T-40 mL VOA Na2S2O3 (N/A)	VG9U-40 mL VOA Unp (N/A)	DG9P-40 mL VOA H3PO4 (N/A)	VOAK (6 vials per kit)-5035 kit (N/A)	V/GK (3 vials per kit)-VPH/Gas kit(N/A)	SP5T-125 mL Sterile Plastic (N/A – lab)	SP2T-250 mL Sterile Plastic (N/A – lab)		BP3A-250 mL Plastic (NH2)2SO4 (9.3-9.7)	AG0U-100 mL Amber Unpreserved vials (N/A)	VSGU-20 mL Scintillation vials (N/A)	DG9U-40 mL Amber Unpreserved vials (N/A)
1																						3							
2																						3							
3																						3							
4																						3							
5																						3							
6																						3							
7																						3							
8																						3							
9																						3							
10																						3							
11																						3							
12																													

pH Adjustment Log for Preserved Samples

Sample ID	Type of Preservative	pH upon receipt	Date preservation adjusted	Time preservation adjusted	Amount of Preservative added	Lot #

Note: Whenever there is a discrepancy affecting North Carolina compliance samples, a copy of this form will be sent to the North Carolina DEHNR Certification Office (i.e. Out of hold, incorrect preservative, out of temp, incorrect containers.

***Check mark top half of box if pH and/or dechlorination is verified and within the acceptance range for preservation samples.**

Exceptions: VOA, Coliform, TOC, Oil and Grease, DRO/8015 (water) DOC, LLHg

****Bottom half of box is to list number of bottles**

Project # 92548980
92548994 AMB

Item#	BP4U-125 mL Plastic Unpreserved (N/A) (Cl-)	BP3U-250 mL Plastic Unpreserved (N/A)	BP2U-500 mL Plastic Unpreserved (N/A)	BP1U-1 liter Plastic Unpreserved (N/A)	BP4S-125 mL Plastic H2SO4 (pH <2) (Cl-)	BP3N-250 mL plastic HNO3 (pH < 2)	BP4Z-125 mL Plastic ZN Acetate & NaOH (>9)	BP4C-125 mL Plastic NaOH (pH >12) (Cl-)	WGFU-Wide-mouthed Glass jar Unpreserved	AG1U-1 liter Amber Unpreserved (N/A) (Cl-)	AG1H-1 liter Amber HCl (pH < 2)	AG3U-250 mL Amber Unpreserved (N/A) (Cl-)	AG1S-1 liter Amber H2SO4 (pH < 2)	AG3S-250 mL Amber H2SO4 (pH < 2)	AG3A(DG3A)-250 mL Amber NH4Cl (N/A)(Cl-)	DG9H-40 mL VOA HCl (N/A)	VG9T-40 mL VOA Na2S2O3 (N/A)	VG9U-40 mL VOA Unp (N/A)	DG9P-40 mL VOA H3PO4 (N/A)	VOAK (6 vials per kit)-5035 kit (N/A)	V/GK (3 vials per kit)-VPH/Gas kit(N/A)	SP5T-125 mL Sterile Plastic (N/A - lab)	SP2T-250 mL Sterile Plastic (N/A - lab)		BP3A-250 mL Plastic (NH2)2SO4 (9.3-9.7)	AG0U-100 mL Amber Unpreserved vials (N/A)	VSGU-20 mL Scintillation vials (N/A)	DG9U-40 mL Amber Unpreserved vials (N/A)
1																						3							
2																						3							
3																						3							
4																													
5																													
6																													
7																													
8																													
9																													
10																													
11																													
12																													

pH Adjustment Log for Preserved Samples

Sample ID	Type of Preservative	pH upon receipt	Date preservation adjusted	Time preservation adjusted	Amount of Preservative added	Lot #

Note: Whenever there is a discrepancy affecting North Carolina compliance samples, a copy of this form will be sent to the North Carolina DEHNR Certification Office (i.e. Out of hold, incorrect preservative, out of temp, incorrect containers.

Pace Analytical Services, LLC
9800 Kincey Ave. Suite 100
Huntersville, NC 28078
(704)875-9092

July 20, 2021

Andrew Street
Apex Companies - NC
5900 Northwoods Business Pkwy
Suite 5900-0
Charlotte, NC 28269

RE: Project: 2020-L1-2248
Pace Project No.: 92549238

Dear Andrew Street:

Enclosed are the analytical results for sample(s) received by the laboratory on July 13, 2021. The results relate only to the samples included in this report. Results reported herein conform to the applicable TNI/NELAC Standards and the laboratory's Quality Manual, where applicable, unless otherwise noted in the body of the report.

The test results provided in this final report were generated by each of the following laboratories within the Pace Network:

- Pace Analytical Services - Charlotte

If you have any questions concerning this report, please feel free to contact me.

Sincerely,

Angela M. Baioni

Angela Baioni
angela.baioni@pacelabs.com
(704)875-9092
Project Manager

Enclosures

cc: J Culbreath, Colonial Pipeline Company
Naomi Fretz, APEX Companies, LLC
Robert Hughes, Colonial Pipeline
Cameron Lee, Montrose-EPS
Jamie Moran, APEX Companies, LLC
Jeff Morrison, Colonial Pipeline Company
Tom Naumann, APEX Companies - NC
Joe Nicolette, Montrose-EPS
Christopher Schultz, Apex Companies
Matt Teixeira, Apex Companies, LLC
Michael Verdon, Colonial Pipeline Company
JM Wyatt, Colonial Pipeline Company

REPORT OF LABORATORY ANALYSIS

This report shall not be reproduced, except in full,
without the written consent of Pace Analytical Services, LLC.

Pace Analytical Services, LLC
9800 Kincey Ave. Suite 100
Huntersville, NC 28078
(704)875-9092

CERTIFICATIONS

Project: 2020-L1-2248
Pace Project No.: 92549238

Pace Analytical Services Charlotte
9800 Kincey Ave. Ste 100, Huntersville, NC 28078
Louisiana/NELAP Certification # LA170028
North Carolina Drinking Water Certification #: 37706
North Carolina Field Services Certification #: 5342
North Carolina Wastewater Certification #: 12
South Carolina Certification #: 99006001
Florida/NELAP Certification #: E87627
Kentucky UST Certification #: 84
Virginia/VELAP Certification #: 460221

REPORT OF LABORATORY ANALYSIS

This report shall not be reproduced, except in full,
without the written consent of Pace Analytical Services, LLC.

Pace Analytical Services, LLC
9800 Kincey Ave. Suite 100
Huntersville, NC 28078
(704)875-9092

SAMPLE SUMMARY

Project: 2020-L1-2248
Pace Project No.: 92549238

Lab ID	Sample ID	Matrix	Date Collected	Date Received
92549238001	**AD 9 (0-2')**	Solid	07/12/21 16:50	07/13/21 12:30
92549238002	**AD 9 (26-28')**	Solid	07/12/21 16:55	07/13/21 12:30
92549238003	**AF 9 (0-2')**	Solid	07/12/21 17:00	07/13/21 12:30
92549238004	**AF 9 (18-20')**	Solid	07/12/21 17:05	07/13/21 12:30
92549238005	**AF 9 (28-30')**	Solid	07/12/21 17:10	07/13/21 12:30
92549238006	**AF 8 (0-2')**	Solid	07/12/21 17:15	07/13/21 12:30
92549238007	**AF 8 (16-18')**	Solid	07/12/21 17:20	07/13/21 12:30
92549238008	**AF 8 (36-38')**	Solid	07/12/21 17:25	07/13/21 12:30
92549238009	**AF 7 (0-2')**	Solid	07/12/21 17:30	07/13/21 12:30
92549238010	**AF 7 (22-24')**	Solid	07/12/21 17:35	07/13/21 12:30
92549238011	**AF 7 (38-40')**	Solid	07/12/21 17:40	07/13/21 12:30

This report shall not be reproduced, except in full,
without the written consent of Pace Analytical Services, LLC.

Pace Analytical Services, LLC
9800 Kincey Ave. Suite 100
Huntersville, NC 28078
(704)875-9092

SAMPLE ANALYTE COUNT

Project: 2020-L1-2248
Pace Project No.: 92549238

Lab ID	Sample ID	Method	Analysts	Analytes Reported	Laboratory
92549238001	**AD 9 (0-2')**	MADEP VPH	MAD	6	PASI-C
		EPA 8260D	SAS	70	PASI-C
		SW-846	KDF	1	PASI-C
92549238002	**AD 9 (26-28')**	MADEP VPH	MAD	6	PASI-C
		EPA 8260D	SAS	70	PASI-C
		SW-846	KDF	1	PASI-C
92549238003	**AF 9 (0-2')**	MADEP VPH	MAD	6	PASI-C
		EPA 8260D	SAS	70	PASI-C
		SW-846	KDF	1	PASI-C
92549238004	**AF 9 (18-20')**	MADEP VPH	MAD	6	PASI-C
		EPA 8260D	SAS	70	PASI-C
		SW-846	KDF	1	PASI-C
92549238005	**AF 9 (28-30')**	MADEP VPH	MAD	6	PASI-C
		EPA 8260D	SAS	70	PASI-C
		SW-846	KDF	1	PASI-C
92549238006	**AF 8 (0-2')**	MADEP VPH	MAD	6	PASI-C
		EPA 8260D	SAS	70	PASI-C
		SW-846	KDF	1	PASI-C
92549238007	**AF 8 (16-18')**	MADEP VPH	MAD	6	PASI-C
		EPA 8260D	SAS	70	PASI-C
		SW-846	KDF	1	PASI-C
92549238008	**AF 8 (36-38')**	MADEP VPH	MAD	6	PASI-C
		EPA 8260D	SAS	70	PASI-C
		SW-846	KDF	1	PASI-C
92549238009	**AF 7 (0-2')**	MADEP VPH	MAD	6	PASI-C
		EPA 8260D	SAS	70	PASI-C
		SW-846	KDF	1	PASI-C
92549238010	**AF 7 (22-24')**	MADEP VPH	MAD	6	PASI-C
		EPA 8260D	SAS	70	PASI-C
		SW-846	KDF	1	PASI-C
92549238011	**AF 7 (38-40')**	MADEP VPH	MAD	6	PASI-C
		EPA 8260D	SAS	70	PASI-C
		SW-846	KDF	1	PASI-C

PASI-C = Pace Analytical Services - Charlotte

REPORT OF LABORATORY ANALYSIS

This report shall not be reproduced, except in full,
without the written consent of Pace Analytical Services, LLC.

Pace Analytical Services, LLC
9800 Kincey Ave. Suite 100
Huntersville, NC 28078
(704)875-9092

ANALYTICAL RESULTS

Project: 2020-L1-2248
Pace Project No.: 92549238

Sample: AD 9 (0-2') **Lab ID: 92549238001** Collected: 07/12/21 16:50 Received: 07/13/21 12:30 Matrix: Solid

Results reported on a "dry weight" basis and are adjusted for percent moisture, sample size and any dilutions.

Parameters	Results	Units	Report Limit	MDL	DF	Prepared	Analyzed	CAS No.	Qual
VPH NC Soil	Analytical Method: MADEP VPH Preparation Method: MADEP VPH Pace Analytical Services - Charlotte								
Total VPH (C5-C12)	ND	mg/kg	4.1	4.1	1	07/17/21 11:56	07/18/21 03:55		N2
Aliphatic (C05-C08)	ND	mg/kg	4.1	4.1	1	07/17/21 11:56	07/18/21 03:55		N2
Aliphatic(C09-C12) Adjusted	ND	mg/kg	4.1	4.1	1	07/17/21 11:56	07/18/21 03:55		N2
Aromatic (C09-C10)	ND	mg/kg	4.1	4.1	1	07/17/21 11:56	07/18/21 03:55		N2
Surrogates									
4-Bromofluorobenzene (FID) (S)	93	%	70-130		1	07/17/21 11:56	07/18/21 03:55	460-00-4	
4-Bromofluorobenzene (PID) (S)	84	%	70-130		1	07/17/21 11:56	07/18/21 03:55	460-00-4	
8260D/5035A/5030B Volatiles	Analytical Method: EPA 8260D Preparation Method: EPA 5035A/5030B Pace Analytical Services - Charlotte								
Acetone	ND	ug/kg	153	49.2	1	07/15/21 13:40	07/16/21 02:20	67-64-1	
Benzene	ND	ug/kg	7.7	3.1	1	07/15/21 13:40	07/16/21 02:20	71-43-2	
Bromobenzene	ND	ug/kg	7.7	2.5	1	07/15/21 13:40	07/16/21 02:20	108-86-1	
Bromochloromethane	ND	ug/kg	7.7	2.3	1	07/15/21 13:40	07/16/21 02:20	74-97-5	
Bromodichloromethane	ND	ug/kg	7.7	3.0	1	07/15/21 13:40	07/16/21 02:20	75-27-4	
Bromoform	ND	ug/kg	7.7	2.7	1	07/15/21 13:40	07/16/21 02:20	75-25-2	
Bromomethane	ND	ug/kg	15.3	12.1	1	07/15/21 13:40	07/16/21 02:20	74-83-9	IK
2-Butanone (MEK)	ND	ug/kg	153	36.8	1	07/15/21 13:40	07/16/21 02:20	78-93-3	
n-Butylbenzene	ND	ug/kg	7.7	3.6	1	07/15/21 13:40	07/16/21 02:20	104-51-8	
sec-Butylbenzene	ND	ug/kg	7.7	3.4	1	07/15/21 13:40	07/16/21 02:20	135-98-8	
tert-Butylbenzene	ND	ug/kg	7.7	2.7	1	07/15/21 13:40	07/16/21 02:20	98-06-6	
Carbon tetrachloride	ND	ug/kg	7.7	2.9	1	07/15/21 13:40	07/16/21 02:20	56-23-5	
Chlorobenzene	ND	ug/kg	7.7	1.5	1	07/15/21 13:40	07/16/21 02:20	108-90-7	
Chloroethane	ND	ug/kg	15.3	5.9	1	07/15/21 13:40	07/16/21 02:20	75-00-3	
Chloroform	ND	ug/kg	7.7	4.7	1	07/15/21 13:40	07/16/21 02:20	67-66-3	
Chloromethane	ND	ug/kg	15.3	6.4	1	07/15/21 13:40	07/16/21 02:20	74-87-3	v2
2-Chlorotoluene	ND	ug/kg	7.7	2.7	1	07/15/21 13:40	07/16/21 02:20	95-49-8	
4-Chlorotoluene	ND	ug/kg	7.7	1.4	1	07/15/21 13:40	07/16/21 02:20	106-43-4	
1,2-Dibromo-3-chloropropane	ND	ug/kg	7.7	3.0	1	07/15/21 13:40	07/16/21 02:20	96-12-8	
Dibromochloromethane	ND	ug/kg	7.7	4.3	1	07/15/21 13:40	07/16/21 02:20	124-48-1	
1,2-Dibromoethane (EDB)	ND	ug/kg	7.7	3.4	1	07/15/21 13:40	07/16/21 02:20	106-93-4	
Dibromomethane	ND	ug/kg	7.7	1.6	1	07/15/21 13:40	07/16/21 02:20	74-95-3	
1,2-Dichlorobenzene	ND	ug/kg	7.7	2.8	1	07/15/21 13:40	07/16/21 02:20	95-50-1	
1,3-Dichlorobenzene	ND	ug/kg	7.7	2.4	1	07/15/21 13:40	07/16/21 02:20	541-73-1	
1,4-Dichlorobenzene	ND	ug/kg	7.7	2.0	1	07/15/21 13:40	07/16/21 02:20	106-46-7	
Dichlorodifluoromethane	ND	ug/kg	15.3	3.3	1	07/15/21 13:40	07/16/21 02:20	75-71-8	v2
1,1-Dichloroethane	ND	ug/kg	7.7	3.2	1	07/15/21 13:40	07/16/21 02:20	75-34-3	
1,2-Dichloroethane	ND	ug/kg	7.7	5.1	1	07/15/21 13:40	07/16/21 02:20	107-06-2	
1,1-Dichloroethene	ND	ug/kg	7.7	3.2	1	07/15/21 13:40	07/16/21 02:20	75-35-4	
cis-1,2-Dichloroethene	ND	ug/kg	7.7	2.6	1	07/15/21 13:40	07/16/21 02:20	156-59-2	
trans-1,2-Dichloroethene	ND	ug/kg	7.7	2.7	1	07/15/21 13:40	07/16/21 02:20	156-60-5	
1,2-Dichloropropane	ND	ug/kg	7.7	2.3	1	07/15/21 13:40	07/16/21 02:20	78-87-5	
1,3-Dichloropropane	ND	ug/kg	7.7	2.4	1	07/15/21 13:40	07/16/21 02:20	142-28-9	
2,2-Dichloropropane	ND	ug/kg	7.7	2.5	1	07/15/21 13:40	07/16/21 02:20	594-20-7	v2

REPORT OF LABORATORY ANALYSIS

This report shall not be reproduced, except in full,
without the written consent of Pace Analytical Services, LLC.

Pace Analytical Services, LLC
9800 Kincey Ave. Suite 100
Huntersville, NC 28078
(704)875-9092

ANALYTICAL RESULTS

Project: 2020-L1-2248
Pace Project No.: 92549238

Sample: AD 9 (0-2') **Lab ID: 92549238001** Collected: 07/12/21 16:50 Received: 07/13/21 12:30 Matrix: Solid

Results reported on a "dry weight" basis and are adjusted for percent moisture, sample size and any dilutions.

Parameters	Results	Units	Report Limit	MDL	DF	Prepared	Analyzed	CAS No.	Qual
8260D/5035A/5030B Volatiles	Analytical Method: EPA 8260D Preparation Method: EPA 5035A/5030B Pace Analytical Services - Charlotte								
1,1-Dichloropropene	ND	ug/kg	7.7	3.7	1	07/15/21 13:40	07/16/21 02:20	563-58-6	
cis-1,3-Dichloropropene	ND	ug/kg	7.7	2.1	1	07/15/21 13:40	07/16/21 02:20	10061-01-5	
trans-1,3-Dichloropropene	ND	ug/kg	7.7	2.6	1	07/15/21 13:40	07/16/21 02:20	10061-02-6	
Diisopropyl ether	ND	ug/kg	7.7	2.1	1	07/15/21 13:40	07/16/21 02:20	108-20-3	
Ethylbenzene	ND	ug/kg	7.7	3.6	1	07/15/21 13:40	07/16/21 02:20	100-41-4	
Hexachloro-1,3-butadiene	ND	ug/kg	15.3	12.5	1	07/15/21 13:40	07/16/21 02:20	87-68-3	
2-Hexanone	ND	ug/kg	76.7	7.4	1	07/15/21 13:40	07/16/21 02:20	591-78-6	
Isopropylbenzene (Cumene)	ND	ug/kg	7.7	2.6	1	07/15/21 13:40	07/16/21 02:20	98-82-8	
p-Isopropyltoluene	ND	ug/kg	7.7	3.8	1	07/15/21 13:40	07/16/21 02:20	99-87-6	
Methylene Chloride	ND	ug/kg	30.7	21.0	1	07/15/21 13:40	07/16/21 02:20	75-09-2	
4-Methyl-2-pentanone (MIBK)	ND	ug/kg	76.7	7.4	1	07/15/21 13:40	07/16/21 02:20	108-10-1	
Methyl-tert-butyl ether	ND	ug/kg	7.7	2.9	1	07/15/21 13:40	07/16/21 02:20	1634-04-4	
Naphthalene	ND	ug/kg	7.7	4.0	1	07/15/21 13:40	07/16/21 02:20	91-20-3	
n-Propylbenzene	ND	ug/kg	7.7	2.7	1	07/15/21 13:40	07/16/21 02:20	103-65-1	
Styrene	ND	ug/kg	7.7	2.0	1	07/15/21 13:40	07/16/21 02:20	100-42-5	
1,1,1,2-Tetrachloroethane	ND	ug/kg	7.7	2.9	1	07/15/21 13:40	07/16/21 02:20	630-20-6	
1,1,2,2-Tetrachloroethane	ND	ug/kg	7.7	2.0	1	07/15/21 13:40	07/16/21 02:20	79-34-5	
Tetrachloroethene	ND	ug/kg	7.7	2.4	1	07/15/21 13:40	07/16/21 02:20	127-18-4	
Toluene	**9.1**	ug/kg	7.7	2.2	1	07/15/21 13:40	07/16/21 02:20	108-88-3	
1,2,3-Trichlorobenzene	ND	ug/kg	7.7	6.2	1	07/15/21 13:40	07/16/21 02:20	87-61-6	
1,2,4-Trichlorobenzene	ND	ug/kg	7.7	6.4	1	07/15/21 13:40	07/16/21 02:20	120-82-1	
1,1,1-Trichloroethane	ND	ug/kg	7.7	4.0	1	07/15/21 13:40	07/16/21 02:20	71-55-6	
1,1,2-Trichloroethane	ND	ug/kg	7.7	2.5	1	07/15/21 13:40	07/16/21 02:20	79-00-5	
Trichloroethene	ND	ug/kg	7.7	2.0	1	07/15/21 13:40	07/16/21 02:20	79-01-6	
Trichlorofluoromethane	ND	ug/kg	7.7	4.2	1	07/15/21 13:40	07/16/21 02:20	75-69-4	
1,2,3-Trichloropropane	ND	ug/kg	7.7	3.9	1	07/15/21 13:40	07/16/21 02:20	96-18-4	
1,2,4-Trimethylbenzene	ND	ug/kg	7.7	2.1	1	07/15/21 13:40	07/16/21 02:20	95-63-6	
1,3,5-Trimethylbenzene	ND	ug/kg	7.7	2.6	1	07/15/21 13:40	07/16/21 02:20	108-67-8	
Vinyl acetate	ND	ug/kg	76.7	5.6	1	07/15/21 13:40	07/16/21 02:20	108-05-4	
Vinyl chloride	ND	ug/kg	15.3	3.9	1	07/15/21 13:40	07/16/21 02:20	75-01-4	
Xylene (Total)	ND	ug/kg	15.3	4.4	1	07/15/21 13:40	07/16/21 02:20	1330-20-7	
m&p-Xylene	ND	ug/kg	15.3	5.2	1	07/15/21 13:40	07/16/21 02:20	179601-23-1	
o-Xylene	ND	ug/kg	7.7	3.4	1	07/15/21 13:40	07/16/21 02:20	95-47-6	
Surrogates									
Toluene-d8 (S)	99	%	70-130		1	07/15/21 13:40	07/16/21 02:20	2037-26-5	
4-Bromofluorobenzene (S)	95	%	69-134		1	07/15/21 13:40	07/16/21 02:20	460-00-4	
1,2-Dichloroethane-d4 (S)	95	%	70-130		1	07/15/21 13:40	07/16/21 02:20	17060-07-0	
Percent Moisture	Analytical Method: SW-846 Pace Analytical Services - Charlotte								
Percent Moisture	**25.1**	%	0.10	0.10	1		07/13/21 16:59		N2

REPORT OF LABORATORY ANALYSIS

This report shall not be reproduced, except in full,
without the written consent of Pace Analytical Services, LLC.

Pace Analytical Services, LLC
9800 Kincey Ave. Suite 100
Huntersville, NC 28078
(704)875-9092

ANALYTICAL RESULTS

Project: 2020-L1-2248
Pace Project No.: 92549238

Sample: AD 9 (26-28') **Lab ID: 92549238002** Collected: 07/12/21 16:55 Received: 07/13/21 12:30 Matrix: Solid

Results reported on a "dry weight" basis and are adjusted for percent moisture, sample size and any dilutions.

Parameters	Results	Units	Report Limit	MDL	DF	Prepared	Analyzed	CAS No.	Qual
VPH NC Soil	Analytical Method: MADEP VPH Preparation Method: MADEP VPH Pace Analytical Services - Charlotte								
Total VPH (C5-C12)	**61.7**	mg/kg	3.0	3.0	1	07/17/21 11:56	07/18/21 04:23		N2
Aliphatic (C05-C08)	**51.5**	mg/kg	3.0	3.0	1	07/17/21 11:56	07/18/21 04:23		N2
Aliphatic(C09-C12) Adjusted	**10.2**	mg/kg	3.0	3.0	1	07/17/21 11:56	07/18/21 04:23		N2
Aromatic (C09-C10)	ND	mg/kg	3.0	3.0	1	07/17/21 11:56	07/18/21 04:23		N2
Surrogates									
4-Bromofluorobenzene (FID) (S)	119	%	70-130		1	07/17/21 11:56	07/18/21 04:23	460-00-4	
4-Bromofluorobenzene (PID) (S)	113	%	70-130		1	07/17/21 11:56	07/18/21 04:23	460-00-4	
8260D/5035A/5030B Volatiles	Analytical Method: EPA 8260D Preparation Method: EPA 5035A/5030B Pace Analytical Services - Charlotte								
Acetone	ND	ug/kg	123	39.3	1	07/15/21 13:40	07/16/21 02:38	67-64-1	
Benzene	ND	ug/kg	6.1	2.4	1	07/15/21 13:40	07/16/21 02:38	71-43-2	
Bromobenzene	ND	ug/kg	6.1	2.0	1	07/15/21 13:40	07/16/21 02:38	108-86-1	
Bromochloromethane	ND	ug/kg	6.1	1.8	1	07/15/21 13:40	07/16/21 02:38	74-97-5	
Bromodichloromethane	ND	ug/kg	6.1	2.4	1	07/15/21 13:40	07/16/21 02:38	75-27-4	
Bromoform	ND	ug/kg	6.1	2.2	1	07/15/21 13:40	07/16/21 02:38	75-25-2	
Bromomethane	ND	ug/kg	12.3	9.7	1	07/15/21 13:40	07/16/21 02:38	74-83-9	IK
2-Butanone (MEK)	ND	ug/kg	123	29.4	1	07/15/21 13:40	07/16/21 02:38	78-93-3	
n-Butylbenzene	ND	ug/kg	6.1	2.9	1	07/15/21 13:40	07/16/21 02:38	104-51-8	
sec-Butylbenzene	ND	ug/kg	6.1	2.7	1	07/15/21 13:40	07/16/21 02:38	135-98-8	
tert-Butylbenzene	ND	ug/kg	6.1	2.2	1	07/15/21 13:40	07/16/21 02:38	98-06-6	
Carbon tetrachloride	ND	ug/kg	6.1	2.3	1	07/15/21 13:40	07/16/21 02:38	56-23-5	
Chlorobenzene	ND	ug/kg	6.1	1.2	1	07/15/21 13:40	07/16/21 02:38	108-90-7	
Chloroethane	ND	ug/kg	12.3	4.7	1	07/15/21 13:40	07/16/21 02:38	75-00-3	
Chloroform	ND	ug/kg	6.1	3.7	1	07/15/21 13:40	07/16/21 02:38	67-66-3	
Chloromethane	ND	ug/kg	12.3	5.1	1	07/15/21 13:40	07/16/21 02:38	74-87-3	v2
2-Chlorotoluene	ND	ug/kg	6.1	2.2	1	07/15/21 13:40	07/16/21 02:38	95-49-8	
4-Chlorotoluene	ND	ug/kg	6.1	1.1	1	07/15/21 13:40	07/16/21 02:38	106-43-4	
1,2-Dibromo-3-chloropropane	ND	ug/kg	6.1	2.4	1	07/15/21 13:40	07/16/21 02:38	96-12-8	
Dibromochloromethane	ND	ug/kg	6.1	3.4	1	07/15/21 13:40	07/16/21 02:38	124-48-1	
1,2-Dibromoethane (EDB)	ND	ug/kg	6.1	2.7	1	07/15/21 13:40	07/16/21 02:38	106-93-4	
Dibromomethane	ND	ug/kg	6.1	1.3	1	07/15/21 13:40	07/16/21 02:38	74-95-3	
1,2-Dichlorobenzene	ND	ug/kg	6.1	2.2	1	07/15/21 13:40	07/16/21 02:38	95-50-1	
1,3-Dichlorobenzene	ND	ug/kg	6.1	1.9	1	07/15/21 13:40	07/16/21 02:38	541-73-1	
1,4-Dichlorobenzene	ND	ug/kg	6.1	1.6	1	07/15/21 13:40	07/16/21 02:38	106-46-7	
Dichlorodifluoromethane	ND	ug/kg	12.3	2.7	1	07/15/21 13:40	07/16/21 02:38	75-71-8	v2
1,1-Dichloroethane	ND	ug/kg	6.1	2.5	1	07/15/21 13:40	07/16/21 02:38	75-34-3	
1,2-Dichloroethane	ND	ug/kg	6.1	4.1	1	07/15/21 13:40	07/16/21 02:38	107-06-2	
1,1-Dichloroethene	ND	ug/kg	6.1	2.5	1	07/15/21 13:40	07/16/21 02:38	75-35-4	
cis-1,2-Dichloroethene	ND	ug/kg	6.1	2.1	1	07/15/21 13:40	07/16/21 02:38	156-59-2	
trans-1,2-Dichloroethene	ND	ug/kg	6.1	2.1	1	07/15/21 13:40	07/16/21 02:38	156-60-5	
1,2-Dichloropropane	ND	ug/kg	6.1	1.8	1	07/15/21 13:40	07/16/21 02:38	78-87-5	
1,3-Dichloropropane	ND	ug/kg	6.1	1.9	1	07/15/21 13:40	07/16/21 02:38	142-28-9	
2,2-Dichloropropane	ND	ug/kg	6.1	2.0	1	07/15/21 13:40	07/16/21 02:38	594-20-7	v2

REPORT OF LABORATORY ANALYSIS

This report shall not be reproduced, except in full,
without the written consent of Pace Analytical Services, LLC.

Pace Analytical Services, LLC
9800 Kincey Ave. Suite 100
Huntersville, NC 28078
(704)875-9092

ANALYTICAL RESULTS

Project: 2020-L1-2248
Pace Project No.: 92549238

Sample: AD 9 (26-28') **Lab ID: 92549238002** Collected: 07/12/21 16:55 Received: 07/13/21 12:30 Matrix: Solid

Results reported on a "dry weight" basis and are adjusted for percent moisture, sample size and any dilutions.

Parameters	Results	Units	Report Limit	MDL	DF	Prepared	Analyzed	CAS No.	Qual
8260D/5035A/5030B Volatiles	Analytical Method: EPA 8260D Preparation Method: EPA 5035A/5030B Pace Analytical Services - Charlotte								
1,1-Dichloropropene	ND	ug/kg	6.1	2.9	1	07/15/21 13:40	07/16/21 02:38	563-58-6	
cis-1,3-Dichloropropene	ND	ug/kg	6.1	1.7	1	07/15/21 13:40	07/16/21 02:38	10061-01-5	
trans-1,3-Dichloropropene	ND	ug/kg	6.1	2.1	1	07/15/21 13:40	07/16/21 02:38	10061-02-6	
Diisopropyl ether	ND	ug/kg	6.1	1.7	1	07/15/21 13:40	07/16/21 02:38	108-20-3	
Ethylbenzene	ND	ug/kg	6.1	2.9	1	07/15/21 13:40	07/16/21 02:38	100-41-4	
Hexachloro-1,3-butadiene	ND	ug/kg	12.3	10.0	1	07/15/21 13:40	07/16/21 02:38	87-68-3	
2-Hexanone	ND	ug/kg	61.3	5.9	1	07/15/21 13:40	07/16/21 02:38	591-78-6	
Isopropylbenzene (Cumene)	ND	ug/kg	6.1	2.1	1	07/15/21 13:40	07/16/21 02:38	98-82-8	
p-Isopropyltoluene	**137**	ug/kg	6.1	3.0	1	07/15/21 13:40	07/16/21 02:38	99-87-6	
Methylene Chloride	ND	ug/kg	24.5	16.8	1	07/15/21 13:40	07/16/21 02:38	75-09-2	
4-Methyl-2-pentanone (MIBK)	ND	ug/kg	61.3	5.9	1	07/15/21 13:40	07/16/21 02:38	108-10-1	
Methyl-tert-butyl ether	ND	ug/kg	6.1	2.3	1	07/15/21 13:40	07/16/21 02:38	1634-04-4	
Naphthalene	ND	ug/kg	6.1	3.2	1	07/15/21 13:40	07/16/21 02:38	91-20-3	
n-Propylbenzene	ND	ug/kg	6.1	2.2	1	07/15/21 13:40	07/16/21 02:38	103-65-1	
Styrene	ND	ug/kg	6.1	1.6	1	07/15/21 13:40	07/16/21 02:38	100-42-5	
1,1,1,2-Tetrachloroethane	ND	ug/kg	6.1	2.4	1	07/15/21 13:40	07/16/21 02:38	630-20-6	
1,1,2,2-Tetrachloroethane	ND	ug/kg	6.1	1.6	1	07/15/21 13:40	07/16/21 02:38	79-34-5	
Tetrachloroethene	ND	ug/kg	6.1	1.9	1	07/15/21 13:40	07/16/21 02:38	127-18-4	
Toluene	**7.8**	ug/kg	6.1	1.7	1	07/15/21 13:40	07/16/21 02:38	108-88-3	
1,2,3-Trichlorobenzene	ND	ug/kg	6.1	5.0	1	07/15/21 13:40	07/16/21 02:38	87-61-6	
1,2,4-Trichlorobenzene	ND	ug/kg	6.1	5.1	1	07/15/21 13:40	07/16/21 02:38	120-82-1	
1,1,1-Trichloroethane	ND	ug/kg	6.1	3.2	1	07/15/21 13:40	07/16/21 02:38	71-55-6	
1,1,2-Trichloroethane	ND	ug/kg	6.1	2.0	1	07/15/21 13:40	07/16/21 02:38	79-00-5	
Trichloroethene	ND	ug/kg	6.1	1.6	1	07/15/21 13:40	07/16/21 02:38	79-01-6	
Trichlorofluoromethane	ND	ug/kg	6.1	3.4	1	07/15/21 13:40	07/16/21 02:38	75-69-4	
1,2,3-Trichloropropane	ND	ug/kg	6.1	3.1	1	07/15/21 13:40	07/16/21 02:38	96-18-4	
1,2,4-Trimethylbenzene	ND	ug/kg	6.1	1.7	1	07/15/21 13:40	07/16/21 02:38	95-63-6	
1,3,5-Trimethylbenzene	ND	ug/kg	6.1	2.1	1	07/15/21 13:40	07/16/21 02:38	108-67-8	
Vinyl acetate	ND	ug/kg	61.3	4.5	1	07/15/21 13:40	07/16/21 02:38	108-05-4	
Vinyl chloride	ND	ug/kg	12.3	3.1	1	07/15/21 13:40	07/16/21 02:38	75-01-4	
Xylene (Total)	ND	ug/kg	12.3	3.5	1	07/15/21 13:40	07/16/21 02:38	1330-20-7	
m&p-Xylene	ND	ug/kg	12.3	4.2	1	07/15/21 13:40	07/16/21 02:38	179601-23-1	
o-Xylene	ND	ug/kg	6.1	2.7	1	07/15/21 13:40	07/16/21 02:38	95-47-6	
Surrogates									
Toluene-d8 (S)	99	%	70-130		1	07/15/21 13:40	07/16/21 02:38	2037-26-5	
4-Bromofluorobenzene (S)	96	%	69-134		1	07/15/21 13:40	07/16/21 02:38	460-00-4	
1,2-Dichloroethane-d4 (S)	94	%	70-130		1	07/15/21 13:40	07/16/21 02:38	17060-07-0	
Percent Moisture	Analytical Method: SW-846 Pace Analytical Services - Charlotte								
Percent Moisture	**14.8**	%	0.10	0.10	1		07/13/21 16:59		N2

REPORT OF LABORATORY ANALYSIS

This report shall not be reproduced, except in full,
without the written consent of Pace Analytical Services, LLC.

Pace Analytical Services, LLC
9800 Kincey Ave. Suite 100
Huntersville, NC 28078
(704)875-9092

ANALYTICAL RESULTS

Project: 2020-L1-2248
Pace Project No.: 92549238

Sample: AF 9 (0-2') **Lab ID: 92549238003** Collected: 07/12/21 17:00 Received: 07/13/21 12:30 Matrix: Solid

Results reported on a "dry weight" basis and are adjusted for percent moisture, sample size and any dilutions.

Parameters	Results	Units	Report Limit	MDL	DF	Prepared	Analyzed	CAS No.	Qual
VPH NC Soil	Analytical Method: MADEP VPH Preparation Method: MADEP VPH Pace Analytical Services - Charlotte								
Total VPH (C5-C12)	ND	mg/kg	3.3	3.3	1	07/17/21 11:56	07/18/21 04:52		N2
Aliphatic (C05-C08)	ND	mg/kg	3.3	3.3	1	07/17/21 11:56	07/18/21 04:52		N2
Aliphatic(C09-C12) Adjusted	ND	mg/kg	3.3	3.3	1	07/17/21 11:56	07/18/21 04:52		N2
Aromatic (C09-C10)	ND	mg/kg	3.3	3.3	1	07/17/21 11:56	07/18/21 04:52		N2
Surrogates									
4-Bromofluorobenzene (FID) (S)	94	%	70-130		1	07/17/21 11:56	07/18/21 04:52	460-00-4	
4-Bromofluorobenzene (PID) (S)	87	%	70-130		1	07/17/21 11:56	07/18/21 04:52	460-00-4	
8260D/5035A/5030B Volatiles	Analytical Method: EPA 8260D Preparation Method: EPA 5035A/5030B Pace Analytical Services - Charlotte								
Acetone	ND	ug/kg	131	42.0	1	07/15/21 13:40	07/16/21 02:57	67-64-1	
Benzene	ND	ug/kg	6.5	2.6	1	07/15/21 13:40	07/16/21 02:57	71-43-2	
Bromobenzene	ND	ug/kg	6.5	2.1	1	07/15/21 13:40	07/16/21 02:57	108-86-1	
Bromochloromethane	ND	ug/kg	6.5	1.9	1	07/15/21 13:40	07/16/21 02:57	74-97-5	
Bromodichloromethane	ND	ug/kg	6.5	2.5	1	07/15/21 13:40	07/16/21 02:57	75-27-4	
Bromoform	ND	ug/kg	6.5	2.3	1	07/15/21 13:40	07/16/21 02:57	75-25-2	
Bromomethane	ND	ug/kg	13.1	10.3	1	07/15/21 13:40	07/16/21 02:57	74-83-9	IK
2-Butanone (MEK)	ND	ug/kg	131	31.4	1	07/15/21 13:40	07/16/21 02:57	78-93-3	
n-Butylbenzene	ND	ug/kg	6.5	3.1	1	07/15/21 13:40	07/16/21 02:57	104-51-8	
sec-Butylbenzene	ND	ug/kg	6.5	2.9	1	07/15/21 13:40	07/16/21 02:57	135-98-8	
tert-Butylbenzene	ND	ug/kg	6.5	2.3	1	07/15/21 13:40	07/16/21 02:57	98-06-6	
Carbon tetrachloride	ND	ug/kg	6.5	2.4	1	07/15/21 13:40	07/16/21 02:57	56-23-5	
Chlorobenzene	ND	ug/kg	6.5	1.3	1	07/15/21 13:40	07/16/21 02:57	108-90-7	
Chloroethane	ND	ug/kg	13.1	5.0	1	07/15/21 13:40	07/16/21 02:57	75-00-3	
Chloroform	ND	ug/kg	6.5	4.0	1	07/15/21 13:40	07/16/21 02:57	67-66-3	
Chloromethane	ND	ug/kg	13.1	5.5	1	07/15/21 13:40	07/16/21 02:57	74-87-3	v2
2-Chlorotoluene	ND	ug/kg	6.5	2.3	1	07/15/21 13:40	07/16/21 02:57	95-49-8	
4-Chlorotoluene	ND	ug/kg	6.5	1.2	1	07/15/21 13:40	07/16/21 02:57	106-43-4	
1,2-Dibromo-3-chloropropane	ND	ug/kg	6.5	2.5	1	07/15/21 13:40	07/16/21 02:57	96-12-8	
Dibromochloromethane	ND	ug/kg	6.5	3.7	1	07/15/21 13:40	07/16/21 02:57	124-48-1	
1,2-Dibromoethane (EDB)	ND	ug/kg	6.5	2.9	1	07/15/21 13:40	07/16/21 02:57	106-93-4	
Dibromomethane	ND	ug/kg	6.5	1.4	1	07/15/21 13:40	07/16/21 02:57	74-95-3	
1,2-Dichlorobenzene	ND	ug/kg	6.5	2.4	1	07/15/21 13:40	07/16/21 02:57	95-50-1	
1,3-Dichlorobenzene	ND	ug/kg	6.5	2.0	1	07/15/21 13:40	07/16/21 02:57	541-73-1	
1,4-Dichlorobenzene	ND	ug/kg	6.5	1.7	1	07/15/21 13:40	07/16/21 02:57	106-46-7	
Dichlorodifluoromethane	ND	ug/kg	13.1	2.8	1	07/15/21 13:40	07/16/21 02:57	75-71-8	v2
1,1-Dichloroethane	ND	ug/kg	6.5	2.7	1	07/15/21 13:40	07/16/21 02:57	75-34-3	
1,2-Dichloroethane	ND	ug/kg	6.5	4.3	1	07/15/21 13:40	07/16/21 02:57	107-06-2	
1,1-Dichloroethene	ND	ug/kg	6.5	2.7	1	07/15/21 13:40	07/16/21 02:57	75-35-4	
cis-1,2-Dichloroethene	ND	ug/kg	6.5	2.2	1	07/15/21 13:40	07/16/21 02:57	156-59-2	
trans-1,2-Dichloroethene	ND	ug/kg	6.5	2.3	1	07/15/21 13:40	07/16/21 02:57	156-60-5	
1,2-Dichloropropane	ND	ug/kg	6.5	2.0	1	07/15/21 13:40	07/16/21 02:57	78-87-5	
1,3-Dichloropropane	ND	ug/kg	6.5	2.0	1	07/15/21 13:40	07/16/21 02:57	142-28-9	
2,2-Dichloropropane	ND	ug/kg	6.5	2.1	1	07/15/21 13:40	07/16/21 02:57	594-20-7	v2

REPORT OF LABORATORY ANALYSIS

This report shall not be reproduced, except in full,
without the written consent of Pace Analytical Services, LLC.

Pace Analytical Services, LLC
9800 Kincey Ave. Suite 100
Huntersville, NC 28078
(704)875-9092

ANALYTICAL RESULTS

Project: 2020-L1-2248
Pace Project No.: 92549238

Sample: AF 9 (0-2') **Lab ID: 92549238003** Collected: 07/12/21 17:00 Received: 07/13/21 12:30 Matrix: Solid

Results reported on a "dry weight" basis and are adjusted for percent moisture, sample size and any dilutions.

Parameters	Results	Units	Report Limit	MDL	DF	Prepared	Analyzed	CAS No.	Qual
8260D/5035A/5030B Volatiles	Analytical Method: EPA 8260D Preparation Method: EPA 5035A/5030B Pace Analytical Services - Charlotte								
1,1-Dichloropropene	ND	ug/kg	6.5	3.1	1	07/15/21 13:40	07/16/21 02:57	563-58-6	
cis-1,3-Dichloropropene	ND	ug/kg	6.5	1.8	1	07/15/21 13:40	07/16/21 02:57	10061-01-5	
trans-1,3-Dichloropropene	ND	ug/kg	6.5	2.2	1	07/15/21 13:40	07/16/21 02:57	10061-02-6	
Diisopropyl ether	ND	ug/kg	6.5	1.8	1	07/15/21 13:40	07/16/21 02:57	108-20-3	
Ethylbenzene	ND	ug/kg	6.5	3.0	1	07/15/21 13:40	07/16/21 02:57	100-41-4	
Hexachloro-1,3-butadiene	ND	ug/kg	13.1	10.7	1	07/15/21 13:40	07/16/21 02:57	87-68-3	
2-Hexanone	ND	ug/kg	65.4	6.3	1	07/15/21 13:40	07/16/21 02:57	591-78-6	
Isopropylbenzene (Cumene)	ND	ug/kg	6.5	2.2	1	07/15/21 13:40	07/16/21 02:57	98-82-8	
p-Isopropyltoluene	ND	ug/kg	6.5	3.2	1	07/15/21 13:40	07/16/21 02:57	99-87-6	
Methylene Chloride	ND	ug/kg	26.2	17.9	1	07/15/21 13:40	07/16/21 02:57	75-09-2	
4-Methyl-2-pentanone (MIBK)	ND	ug/kg	65.4	6.3	1	07/15/21 13:40	07/16/21 02:57	108-10-1	
Methyl-tert-butyl ether	ND	ug/kg	6.5	2.4	1	07/15/21 13:40	07/16/21 02:57	1634-04-4	
Naphthalene	ND	ug/kg	6.5	3.4	1	07/15/21 13:40	07/16/21 02:57	91-20-3	
n-Propylbenzene	ND	ug/kg	6.5	2.3	1	07/15/21 13:40	07/16/21 02:57	103-65-1	
Styrene	ND	ug/kg	6.5	1.7	1	07/15/21 13:40	07/16/21 02:57	100-42-5	
1,1,1,2-Tetrachloroethane	ND	ug/kg	6.5	2.5	1	07/15/21 13:40	07/16/21 02:57	630-20-6	
1,1,2,2-Tetrachloroethane	ND	ug/kg	6.5	1.7	1	07/15/21 13:40	07/16/21 02:57	79-34-5	
Tetrachloroethene	ND	ug/kg	6.5	2.1	1	07/15/21 13:40	07/16/21 02:57	127-18-4	
Toluene	**4.6J**	ug/kg	6.5	1.9	1	07/15/21 13:40	07/16/21 02:57	108-88-3	
1,2,3-Trichlorobenzene	ND	ug/kg	6.5	5.3	1	07/15/21 13:40	07/16/21 02:57	87-61-6	
1,2,4-Trichlorobenzene	ND	ug/kg	6.5	5.5	1	07/15/21 13:40	07/16/21 02:57	120-82-1	
1,1,1-Trichloroethane	ND	ug/kg	6.5	3.4	1	07/15/21 13:40	07/16/21 02:57	71-55-6	
1,1,2-Trichloroethane	ND	ug/kg	6.5	2.2	1	07/15/21 13:40	07/16/21 02:57	79-00-5	
Trichloroethene	ND	ug/kg	6.5	1.7	1	07/15/21 13:40	07/16/21 02:57	79-01-6	
Trichlorofluoromethane	ND	ug/kg	6.5	3.6	1	07/15/21 13:40	07/16/21 02:57	75-69-4	
1,2,3-Trichloropropane	ND	ug/kg	6.5	3.3	1	07/15/21 13:40	07/16/21 02:57	96-18-4	
1,2,4-Trimethylbenzene	ND	ug/kg	6.5	1.8	1	07/15/21 13:40	07/16/21 02:57	95-63-6	
1,3,5-Trimethylbenzene	ND	ug/kg	6.5	2.2	1	07/15/21 13:40	07/16/21 02:57	108-67-8	
Vinyl acetate	ND	ug/kg	65.4	4.8	1	07/15/21 13:40	07/16/21 02:57	108-05-4	
Vinyl chloride	ND	ug/kg	13.1	3.3	1	07/15/21 13:40	07/16/21 02:57	75-01-4	
Xylene (Total)	ND	ug/kg	13.1	3.7	1	07/15/21 13:40	07/16/21 02:57	1330-20-7	
m&p-Xylene	ND	ug/kg	13.1	4.5	1	07/15/21 13:40	07/16/21 02:57	179601-23-1	
o-Xylene	ND	ug/kg	6.5	2.9	1	07/15/21 13:40	07/16/21 02:57	95-47-6	
Surrogates									
Toluene-d8 (S)	98	%	70-130		1	07/15/21 13:40	07/16/21 02:57	2037-26-5	
4-Bromofluorobenzene (S)	95	%	69-134		1	07/15/21 13:40	07/16/21 02:57	460-00-4	
1,2-Dichloroethane-d4 (S)	94	%	70-130		1	07/15/21 13:40	07/16/21 02:57	17060-07-0	
Percent Moisture	Analytical Method: SW-846 Pace Analytical Services - Charlotte								
Percent Moisture	**21.4**	%	0.10	0.10	1		07/13/21 16:59		N2

REPORT OF LABORATORY ANALYSIS

This report shall not be reproduced, except in full,
without the written consent of Pace Analytical Services, LLC.

Pace Analytical Services, LLC
9800 Kincey Ave. Suite 100
Huntersville, NC 28078
(704)875-9092

ANALYTICAL RESULTS

Project: 2020-L1-2248
Pace Project No.: 92549238

Sample: AF 9 (18-20') **Lab ID: 92549238004** Collected: 07/12/21 17:05 Received: 07/13/21 12:30 Matrix: Solid

Results reported on a "dry weight" basis and are adjusted for percent moisture, sample size and any dilutions.

Parameters	Results	Units	Report Limit	MDL	DF	Prepared	Analyzed	CAS No.	Qual
VPH NC Soil	Analytical Method: MADEP VPH Preparation Method: MADEP VPH Pace Analytical Services - Charlotte								
Total VPH (C5-C12)	ND	mg/kg	3.2	3.2	1	07/17/21 11:56	07/18/21 05:20		N2
Aliphatic (C05-C08)	ND	mg/kg	3.2	3.2	1	07/17/21 11:56	07/18/21 05:20		N2
Aliphatic(C09-C12) Adjusted	ND	mg/kg	3.2	3.2	1	07/17/21 11:56	07/18/21 05:20		N2
Aromatic (C09-C10)	ND	mg/kg	3.2	3.2	1	07/17/21 11:56	07/18/21 05:20		N2
Surrogates									
4-Bromofluorobenzene (FID) (S)	98	%	70-130		1	07/17/21 11:56	07/18/21 05:20	460-00-4	
4-Bromofluorobenzene (PID) (S)	91	%	70-130		1	07/17/21 11:56	07/18/21 05:20	460-00-4	
8260D/5035A/5030B Volatiles	Analytical Method: EPA 8260D Preparation Method: EPA 5035A/5030B Pace Analytical Services - Charlotte								
Acetone	ND	ug/kg	124	39.9	1	07/15/21 13:40	07/16/21 03:15	67-64-1	
Benzene	**25.0**	ug/kg	6.2	2.5	1	07/15/21 13:40	07/16/21 03:15	71-43-2	
Bromobenzene	ND	ug/kg	6.2	2.0	1	07/15/21 13:40	07/16/21 03:15	108-86-1	
Bromochloromethane	ND	ug/kg	6.2	1.8	1	07/15/21 13:40	07/16/21 03:15	74-97-5	
Bromodichloromethane	ND	ug/kg	6.2	2.4	1	07/15/21 13:40	07/16/21 03:15	75-27-4	
Bromoform	ND	ug/kg	6.2	2.2	1	07/15/21 13:40	07/16/21 03:15	75-25-2	
Bromomethane	ND	ug/kg	12.4	9.8	1	07/15/21 13:40	07/16/21 03:15	74-83-9	IK
2-Butanone (MEK)	ND	ug/kg	124	29.8	1	07/15/21 13:40	07/16/21 03:15	78-93-3	
n-Butylbenzene	ND	ug/kg	6.2	2.9	1	07/15/21 13:40	07/16/21 03:15	104-51-8	
sec-Butylbenzene	ND	ug/kg	6.2	2.7	1	07/15/21 13:40	07/16/21 03:15	135-98-8	
tert-Butylbenzene	ND	ug/kg	6.2	2.2	1	07/15/21 13:40	07/16/21 03:15	98-06-6	
Carbon tetrachloride	ND	ug/kg	6.2	2.3	1	07/15/21 13:40	07/16/21 03:15	56-23-5	
Chlorobenzene	ND	ug/kg	6.2	1.2	1	07/15/21 13:40	07/16/21 03:15	108-90-7	
Chloroethane	ND	ug/kg	12.4	4.8	1	07/15/21 13:40	07/16/21 03:15	75-00-3	
Chloroform	ND	ug/kg	6.2	3.8	1	07/15/21 13:40	07/16/21 03:15	67-66-3	
Chloromethane	ND	ug/kg	12.4	5.2	1	07/15/21 13:40	07/16/21 03:15	74-87-3	v2
2-Chlorotoluene	ND	ug/kg	6.2	2.2	1	07/15/21 13:40	07/16/21 03:15	95-49-8	
4-Chlorotoluene	ND	ug/kg	6.2	1.1	1	07/15/21 13:40	07/16/21 03:15	106-43-4	
1,2-Dibromo-3-chloropropane	ND	ug/kg	6.2	2.4	1	07/15/21 13:40	07/16/21 03:15	96-12-8	
Dibromochloromethane	ND	ug/kg	6.2	3.5	1	07/15/21 13:40	07/16/21 03:15	124-48-1	
1,2-Dibromoethane (EDB)	ND	ug/kg	6.2	2.7	1	07/15/21 13:40	07/16/21 03:15	106-93-4	
Dibromomethane	ND	ug/kg	6.2	1.3	1	07/15/21 13:40	07/16/21 03:15	74-95-3	
1,2-Dichlorobenzene	ND	ug/kg	6.2	2.2	1	07/15/21 13:40	07/16/21 03:15	95-50-1	
1,3-Dichlorobenzene	ND	ug/kg	6.2	1.9	1	07/15/21 13:40	07/16/21 03:15	541-73-1	
1,4-Dichlorobenzene	ND	ug/kg	6.2	1.6	1	07/15/21 13:40	07/16/21 03:15	106-46-7	
Dichlorodifluoromethane	ND	ug/kg	12.4	2.7	1	07/15/21 13:40	07/16/21 03:15	75-71-8	v2
1,1-Dichloroethane	ND	ug/kg	6.2	2.6	1	07/15/21 13:40	07/16/21 03:15	75-34-3	
1,2-Dichloroethane	ND	ug/kg	6.2	4.1	1	07/15/21 13:40	07/16/21 03:15	107-06-2	
1,1-Dichloroethene	ND	ug/kg	6.2	2.6	1	07/15/21 13:40	07/16/21 03:15	75-35-4	
cis-1,2-Dichloroethene	ND	ug/kg	6.2	2.1	1	07/15/21 13:40	07/16/21 03:15	156-59-2	
trans-1,2-Dichloroethene	ND	ug/kg	6.2	2.2	1	07/15/21 13:40	07/16/21 03:15	156-60-5	
1,2-Dichloropropane	ND	ug/kg	6.2	1.9	1	07/15/21 13:40	07/16/21 03:15	78-87-5	
1,3-Dichloropropane	ND	ug/kg	6.2	1.9	1	07/15/21 13:40	07/16/21 03:15	142-28-9	
2,2-Dichloropropane	ND	ug/kg	6.2	2.0	1	07/15/21 13:40	07/16/21 03:15	594-20-7	v2

REPORT OF LABORATORY ANALYSIS

This report shall not be reproduced, except in full,
without the written consent of Pace Analytical Services, LLC.

Pace Analytical Services, LLC
9800 Kincey Ave. Suite 100
Huntersville, NC 28078
(704)875-9092

ANALYTICAL RESULTS

Project: 2020-L1-2248
Pace Project No.: 92549238

Sample: AF 9 (18-20') **Lab ID: 92549238004** Collected: 07/12/21 17:05 Received: 07/13/21 12:30 Matrix: Solid

Results reported on a "dry weight" basis and are adjusted for percent moisture, sample size and any dilutions.

Parameters	Results	Units	Report Limit	MDL	DF	Prepared	Analyzed	CAS No.	Qual
8260D/5035A/5030B Volatiles	Analytical Method: EPA 8260D Preparation Method: EPA 5035A/5030B Pace Analytical Services - Charlotte								
1,1-Dichloropropene	ND	ug/kg	6.2	3.0	1	07/15/21 13:40	07/16/21 03:15	563-58-6	
cis-1,3-Dichloropropene	ND	ug/kg	6.2	1.7	1	07/15/21 13:40	07/16/21 03:15	10061-01-5	
trans-1,3-Dichloropropene	ND	ug/kg	6.2	2.1	1	07/15/21 13:40	07/16/21 03:15	10061-02-6	
Diisopropyl ether	**7.2**	ug/kg	6.2	1.7	1	07/15/21 13:40	07/16/21 03:15	108-20-3	
Ethylbenzene	**10.9**	ug/kg	6.2	2.9	1	07/15/21 13:40	07/16/21 03:15	100-41-4	
Hexachloro-1,3-butadiene	ND	ug/kg	12.4	10.2	1	07/15/21 13:40	07/16/21 03:15	87-68-3	
2-Hexanone	ND	ug/kg	62.2	6.0	1	07/15/21 13:40	07/16/21 03:15	591-78-6	
Isopropylbenzene (Cumene)	ND	ug/kg	6.2	2.1	1	07/15/21 13:40	07/16/21 03:15	98-82-8	
p-Isopropyltoluene	ND	ug/kg	6.2	3.1	1	07/15/21 13:40	07/16/21 03:15	99-87-6	
Methylene Chloride	ND	ug/kg	24.9	17.0	1	07/15/21 13:40	07/16/21 03:15	75-09-2	
4-Methyl-2-pentanone (MIBK)	ND	ug/kg	62.2	6.0	1	07/15/21 13:40	07/16/21 03:15	108-10-1	
Methyl-tert-butyl ether	ND	ug/kg	6.2	2.3	1	07/15/21 13:40	07/16/21 03:15	1634-04-4	
Naphthalene	**5.9J**	ug/kg	6.2	3.3	1	07/15/21 13:40	07/16/21 03:15	91-20-3	
n-Propylbenzene	ND	ug/kg	6.2	2.2	1	07/15/21 13:40	07/16/21 03:15	103-65-1	
Styrene	ND	ug/kg	6.2	1.6	1	07/15/21 13:40	07/16/21 03:15	100-42-5	
1,1,1,2-Tetrachloroethane	ND	ug/kg	6.2	2.4	1	07/15/21 13:40	07/16/21 03:15	630-20-6	
1,1,2,2-Tetrachloroethane	ND	ug/kg	6.2	1.6	1	07/15/21 13:40	07/16/21 03:15	79-34-5	
Tetrachloroethene	ND	ug/kg	6.2	2.0	1	07/15/21 13:40	07/16/21 03:15	127-18-4	
Toluene	**77.0**	ug/kg	6.2	1.8	1	07/15/21 13:40	07/16/21 03:15	108-88-3	
1,2,3-Trichlorobenzene	ND	ug/kg	6.2	5.0	1	07/15/21 13:40	07/16/21 03:15	87-61-6	
1,2,4-Trichlorobenzene	ND	ug/kg	6.2	5.2	1	07/15/21 13:40	07/16/21 03:15	120-82-1	
1,1,1-Trichloroethane	ND	ug/kg	6.2	3.2	1	07/15/21 13:40	07/16/21 03:15	71-55-6	
1,1,2-Trichloroethane	ND	ug/kg	6.2	2.1	1	07/15/21 13:40	07/16/21 03:15	79-00-5	
Trichloroethene	ND	ug/kg	6.2	1.6	1	07/15/21 13:40	07/16/21 03:15	79-01-6	
Trichlorofluoromethane	ND	ug/kg	6.2	3.4	1	07/15/21 13:40	07/16/21 03:15	75-69-4	
1,2,3-Trichloropropane	ND	ug/kg	6.2	3.1	1	07/15/21 13:40	07/16/21 03:15	96-18-4	
1,2,4-Trimethylbenzene	**24.8**	ug/kg	6.2	1.7	1	07/15/21 13:40	07/16/21 03:15	95-63-6	
1,3,5-Trimethylbenzene	ND	ug/kg	6.2	2.1	1	07/15/21 13:40	07/16/21 03:15	108-67-8	
Vinyl acetate	ND	ug/kg	62.2	4.5	1	07/15/21 13:40	07/16/21 03:15	108-05-4	
Vinyl chloride	ND	ug/kg	12.4	3.2	1	07/15/21 13:40	07/16/21 03:15	75-01-4	
Xylene (Total)	**87.8**	ug/kg	12.4	3.5	1	07/15/21 13:40	07/16/21 03:15	1330-20-7	
m&p-Xylene	**49.0**	ug/kg	12.4	4.3	1	07/15/21 13:40	07/16/21 03:15	179601-23-1	
o-Xylene	**38.7**	ug/kg	6.2	2.7	1	07/15/21 13:40	07/16/21 03:15	95-47-6	
Surrogates									
Toluene-d8 (S)	99	%	70-130		1	07/15/21 13:40	07/16/21 03:15	2037-26-5	
4-Bromofluorobenzene (S)	97	%	69-134		1	07/15/21 13:40	07/16/21 03:15	460-00-4	
1,2-Dichloroethane-d4 (S)	93	%	70-130		1	07/15/21 13:40	07/16/21 03:15	17060-07-0	
Percent Moisture	Analytical Method: SW-846 Pace Analytical Services - Charlotte								
Percent Moisture	**17.8**	%	0.10	0.10	1		07/13/21 16:59		N2

REPORT OF LABORATORY ANALYSIS

This report shall not be reproduced, except in full,
without the written consent of Pace Analytical Services, LLC.

Pace Analytical Services, LLC
9800 Kincey Ave. Suite 100
Huntersville, NC 28078
(704)875-9092

ANALYTICAL RESULTS

Project: 2020-L1-2248
Pace Project No.: 92549238

Sample: AF 9 (28-30') **Lab ID: 92549238005** Collected: 07/12/21 17:10 Received: 07/13/21 12:30 Matrix: Solid

Results reported on a "dry weight" basis and are adjusted for percent moisture, sample size and any dilutions.

Parameters	Results	Units	Report Limit	MDL	DF	Prepared	Analyzed	CAS No.	Qual
VPH NC Soil	Analytical Method: MADEP VPH Preparation Method: MADEP VPH Pace Analytical Services - Charlotte								
Total VPH (C5-C12)	**325**	mg/kg	3.1	3.1	1	07/17/21 11:56	07/18/21 05:49		N2
Aliphatic (C05-C08)	**126**	mg/kg	3.1	3.1	1	07/17/21 11:56	07/18/21 05:49		N2
Aliphatic(C09-C12) Adjusted	**118**	mg/kg	3.1	3.1	1	07/17/21 11:56	07/18/21 05:49		N2
Aromatic (C09-C10)	**79.9**	mg/kg	3.1	3.1	1	07/17/21 11:56	07/18/21 05:49		N2
Surrogates									
4-Bromofluorobenzene (FID) (S)	146	%	70-130		1	07/17/21 11:56	07/18/21 05:49	460-00-4	S5
4-Bromofluorobenzene (PID) (S)	89	%	70-130		1	07/17/21 11:56	07/18/21 05:49	460-00-4	
8260D/5035A/5030B Volatiles	Analytical Method: EPA 8260D Preparation Method: EPA 5035A/5030B Pace Analytical Services - Charlotte								
Acetone	**144J**	ug/kg	279	89.6	2	07/16/21 11:24	07/16/21 13:38	67-64-1	
Benzene	**31.9**	ug/kg	14.0	5.6	2	07/16/21 11:24	07/16/21 13:38	71-43-2	
Bromobenzene	ND	ug/kg	14.0	4.5	2	07/16/21 11:24	07/16/21 13:38	108-86-1	
Bromochloromethane	ND	ug/kg	14.0	4.1	2	07/16/21 11:24	07/16/21 13:38	74-97-5	
Bromodichloromethane	ND	ug/kg	14.0	5.4	2	07/16/21 11:24	07/16/21 13:38	75-27-4	
Bromoform	ND	ug/kg	14.0	4.9	2	07/16/21 11:24	07/16/21 13:38	75-25-2	
Bromomethane	ND	ug/kg	27.9	22.0	2	07/16/21 11:24	07/16/21 13:38	74-83-9	IK
2-Butanone (MEK)	ND	ug/kg	279	67.0	2	07/16/21 11:24	07/16/21 13:38	78-93-3	
n-Butylbenzene	**681**	ug/kg	14.0	6.6	2	07/16/21 11:24	07/16/21 13:38	104-51-8	
sec-Butylbenzene	ND	ug/kg	14.0	6.1	2	07/16/21 11:24	07/16/21 13:38	135-98-8	
tert-Butylbenzene	ND	ug/kg	14.0	5.0	2	07/16/21 11:24	07/16/21 13:38	98-06-6	
Carbon tetrachloride	ND	ug/kg	14.0	5.2	2	07/16/21 11:24	07/16/21 13:38	56-23-5	
Chlorobenzene	ND	ug/kg	14.0	2.7	2	07/16/21 11:24	07/16/21 13:38	108-90-7	
Chloroethane	ND	ug/kg	27.9	10.8	2	07/16/21 11:24	07/16/21 13:38	75-00-3	
Chloroform	ND	ug/kg	14.0	8.5	2	07/16/21 11:24	07/16/21 13:38	67-66-3	
Chloromethane	ND	ug/kg	27.9	11.7	2	07/16/21 11:24	07/16/21 13:38	74-87-3	
2-Chlorotoluene	ND	ug/kg	14.0	4.9	2	07/16/21 11:24	07/16/21 13:38	95-49-8	
4-Chlorotoluene	ND	ug/kg	14.0	2.5	2	07/16/21 11:24	07/16/21 13:38	106-43-4	
1,2-Dibromo-3-chloropropane	ND	ug/kg	14.0	5.4	2	07/16/21 11:24	07/16/21 13:38	96-12-8	
Dibromochloromethane	ND	ug/kg	14.0	7.8	2	07/16/21 11:24	07/16/21 13:38	124-48-1	
1,2-Dibromoethane (EDB)	ND	ug/kg	14.0	6.1	2	07/16/21 11:24	07/16/21 13:38	106-93-4	
Dibromomethane	ND	ug/kg	14.0	3.0	2	07/16/21 11:24	07/16/21 13:38	74-95-3	
1,2-Dichlorobenzene	ND	ug/kg	14.0	5.0	2	07/16/21 11:24	07/16/21 13:38	95-50-1	
1,3-Dichlorobenzene	ND	ug/kg	14.0	4.3	2	07/16/21 11:24	07/16/21 13:38	541-73-1	
1,4-Dichlorobenzene	ND	ug/kg	14.0	3.6	2	07/16/21 11:24	07/16/21 13:38	106-46-7	
Dichlorodifluoromethane	ND	ug/kg	27.9	6.1	2	07/16/21 11:24	07/16/21 13:38	75-71-8	
1,1-Dichloroethane	ND	ug/kg	14.0	5.7	2	07/16/21 11:24	07/16/21 13:38	75-34-3	
1,2-Dichloroethane	ND	ug/kg	14.0	9.2	2	07/16/21 11:24	07/16/21 13:38	107-06-2	
1,1-Dichloroethene	ND	ug/kg	14.0	5.7	2	07/16/21 11:24	07/16/21 13:38	75-35-4	
cis-1,2-Dichloroethene	ND	ug/kg	14.0	4.8	2	07/16/21 11:24	07/16/21 13:38	156-59-2	
trans-1,2-Dichloroethene	ND	ug/kg	14.0	4.9	2	07/16/21 11:24	07/16/21 13:38	156-60-5	
1,2-Dichloropropane	ND	ug/kg	14.0	4.2	2	07/16/21 11:24	07/16/21 13:38	78-87-5	
1,3-Dichloropropane	ND	ug/kg	14.0	4.4	2	07/16/21 11:24	07/16/21 13:38	142-28-9	
2,2-Dichloropropane	ND	ug/kg	14.0	4.5	2	07/16/21 11:24	07/16/21 13:38	594-20-7	

REPORT OF LABORATORY ANALYSIS

This report shall not be reproduced, except in full,
without the written consent of Pace Analytical Services, LLC.

Pace Analytical Services, LLC
9800 Kincey Ave. Suite 100
Huntersville, NC 28078
(704)875-9092

ANALYTICAL RESULTS

Project: 2020-L1-2248
Pace Project No.: 92549238

Sample: AF 9 (28-30') **Lab ID: 92549238005** Collected: 07/12/21 17:10 Received: 07/13/21 12:30 Matrix: Solid

Results reported on a "dry weight" basis and are adjusted for percent moisture, sample size and any dilutions.

Parameters	Results	Units	Report Limit	MDL	DF	Prepared	Analyzed	CAS No.	Qual
8260D/5035A/5030B Volatiles	Analytical Method: EPA 8260D Preparation Method: EPA 5035A/5030B Pace Analytical Services - Charlotte								
1,1-Dichloropropene	ND	ug/kg	14.0	6.7	2	07/16/21 11:24	07/16/21 13:38	563-58-6	
cis-1,3-Dichloropropene	ND	ug/kg	14.0	3.8	2	07/16/21 11:24	07/16/21 13:38	10061-01-5	
trans-1,3-Dichloropropene	ND	ug/kg	14.0	4.8	2	07/16/21 11:24	07/16/21 13:38	10061-02-6	
Diisopropyl ether	**19.2**	ug/kg	14.0	3.8	2	07/16/21 11:24	07/16/21 13:38	108-20-3	
Ethylbenzene	**636**	ug/kg	14.0	6.5	2	07/16/21 11:24	07/16/21 13:38	100-41-4	
Hexachloro-1,3-butadiene	ND	ug/kg	27.9	22.8	2	07/16/21 11:24	07/16/21 13:38	87-68-3	
2-Hexanone	ND	ug/kg	140	13.5	2	07/16/21 11:24	07/16/21 13:38	591-78-6	
Isopropylbenzene (Cumene)	ND	ug/kg	14.0	4.7	2	07/16/21 11:24	07/16/21 13:38	98-82-8	
p-Isopropyltoluene	ND	ug/kg	14.0	6.9	2	07/16/21 11:24	07/16/21 13:38	99-87-6	
Methylene Chloride	**433**	ug/kg	55.8	38.2	2	07/16/21 11:24	07/16/21 13:38	75-09-2	
4-Methyl-2-pentanone (MIBK)	**279**	ug/kg	140	13.5	2	07/16/21 11:24	07/16/21 13:38	108-10-1	
Methyl-tert-butyl ether	ND	ug/kg	14.0	5.2	2	07/16/21 11:24	07/16/21 13:38	1634-04-4	
Naphthalene	**2480**	ug/kg	14.0	7.3	2	07/16/21 11:24	07/16/21 13:38	91-20-3	
n-Propylbenzene	**993**	ug/kg	14.0	5.0	2	07/16/21 11:24	07/16/21 13:38	103-65-1	
Styrene	**43.6**	ug/kg	14.0	3.7	2	07/16/21 11:24	07/16/21 13:38	100-42-5	
1,1,1,2-Tetrachloroethane	ND	ug/kg	14.0	5.4	2	07/16/21 11:24	07/16/21 13:38	630-20-6	
1,1,2,2-Tetrachloroethane	ND	ug/kg	14.0	3.7	2	07/16/21 11:24	07/16/21 13:38	79-34-5	
Tetrachloroethene	ND	ug/kg	14.0	4.4	2	07/16/21 11:24	07/16/21 13:38	127-18-4	
Toluene	**418**	ug/kg	14.0	4.0	2	07/16/21 11:24	07/16/21 13:38	108-88-3	
1,2,3-Trichlorobenzene	ND	ug/kg	14.0	11.3	2	07/16/21 11:24	07/16/21 13:38	87-61-6	
1,2,4-Trichlorobenzene	ND	ug/kg	14.0	11.7	2	07/16/21 11:24	07/16/21 13:38	120-82-1	
1,1,1-Trichloroethane	ND	ug/kg	14.0	7.3	2	07/16/21 11:24	07/16/21 13:38	71-55-6	
1,1,2-Trichloroethane	ND	ug/kg	14.0	4.6	2	07/16/21 11:24	07/16/21 13:38	79-00-5	
Trichloroethene	ND	ug/kg	14.0	3.6	2	07/16/21 11:24	07/16/21 13:38	79-01-6	
Trichlorofluoromethane	ND	ug/kg	14.0	7.7	2	07/16/21 11:24	07/16/21 13:38	75-69-4	
1,2,3-Trichloropropane	ND	ug/kg	14.0	7.1	2	07/16/21 11:24	07/16/21 13:38	96-18-4	
1,2,4-Trimethylbenzene	**7670**	ug/kg	14.0	3.8	2	07/16/21 11:24	07/16/21 13:38	95-63-6	
1,3,5-Trimethylbenzene	**2190**	ug/kg	14.0	4.7	2	07/16/21 11:24	07/16/21 13:38	108-67-8	
Vinyl acetate	ND	ug/kg	140	10.2	2	07/16/21 11:24	07/16/21 13:38	108-05-4	
Vinyl chloride	ND	ug/kg	27.9	7.1	2	07/16/21 11:24	07/16/21 13:38	75-01-4	
Xylene (Total)	**4100**	ug/kg	27.9	8.0	2	07/16/21 11:24	07/16/21 13:38	1330-20-7	
m&p-Xylene	**2550**	ug/kg	27.9	9.5	2	07/16/21 11:24	07/16/21 13:38	179601-23-1	
o-Xylene	**1550**	ug/kg	14.0	6.2	2	07/16/21 11:24	07/16/21 13:38	95-47-6	
Surrogates									
Toluene-d8 (S)	98	%	70-130		2	07/16/21 11:24	07/16/21 13:38	2037-26-5	
4-Bromofluorobenzene (S)	98	%	69-134		2	07/16/21 11:24	07/16/21 13:38	460-00-4	
1,2-Dichloroethane-d4 (S)	97	%	70-130		2	07/16/21 11:24	07/16/21 13:38	17060-07-0	
Percent Moisture	Analytical Method: SW-846 Pace Analytical Services - Charlotte								
Percent Moisture	**13.9**	%	0.10	0.10	1		07/13/21 16:59		N2

REPORT OF LABORATORY ANALYSIS

This report shall not be reproduced, except in full,
without the written consent of Pace Analytical Services, LLC.

Pace Analytical Services, LLC
9800 Kincey Ave. Suite 100
Huntersville, NC 28078
(704)875-9092

ANALYTICAL RESULTS

Project: 2020-L1-2248
Pace Project No.: 92549238

Sample: AF 8 (0-2') **Lab ID: 92549238006** Collected: 07/12/21 17:15 Received: 07/13/21 12:30 Matrix: Solid

Results reported on a "dry weight" basis and are adjusted for percent moisture, sample size and any dilutions.

Parameters	Results	Units	Report Limit	MDL	DF	Prepared	Analyzed	CAS No.	Qual
VPH NC Soil	Analytical Method: MADEP VPH Preparation Method: MADEP VPH Pace Analytical Services - Charlotte								
Total VPH (C5-C12)	**5.7**	mg/kg	3.2	3.2	1	07/17/21 11:56	07/18/21 06:17		N2
Aliphatic (C05-C08)	ND	mg/kg	3.2	3.2	1	07/17/21 11:56	07/18/21 06:17		N2
Aliphatic(C09-C12) Adjusted	ND	mg/kg	3.2	3.2	1	07/17/21 11:56	07/18/21 06:17		N2
Aromatic (C09-C10)	ND	mg/kg	3.2	3.2	1	07/17/21 11:56	07/18/21 06:17		N2
Surrogates									
4-Bromofluorobenzene (FID) (S)	98	%	70-130		1	07/17/21 11:56	07/18/21 06:17	460-00-4	
4-Bromofluorobenzene (PID) (S)	88	%	70-130		1	07/17/21 11:56	07/18/21 06:17	460-00-4	
8260D/5035A/5030B Volatiles	Analytical Method: EPA 8260D Preparation Method: EPA 5035A/5030B Pace Analytical Services - Charlotte								
Acetone	**57.8J**	ug/kg	139	44.6	1	07/16/21 11:24	07/16/21 13:19	67-64-1	
Benzene	**34.3**	ug/kg	6.9	2.8	1	07/16/21 11:24	07/16/21 13:19	71-43-2	
Bromobenzene	ND	ug/kg	6.9	2.3	1	07/16/21 11:24	07/16/21 13:19	108-86-1	
Bromochloromethane	ND	ug/kg	6.9	2.1	1	07/16/21 11:24	07/16/21 13:19	74-97-5	
Bromodichloromethane	ND	ug/kg	6.9	2.7	1	07/16/21 11:24	07/16/21 13:19	75-27-4	
Bromoform	ND	ug/kg	6.9	2.4	1	07/16/21 11:24	07/16/21 13:19	75-25-2	
Bromomethane	ND	ug/kg	13.9	11.0	1	07/16/21 11:24	07/16/21 13:19	74-83-9	IK
2-Butanone (MEK)	ND	ug/kg	139	33.3	1	07/16/21 11:24	07/16/21 13:19	78-93-3	
n-Butylbenzene	ND	ug/kg	6.9	3.3	1	07/16/21 11:24	07/16/21 13:19	104-51-8	
sec-Butylbenzene	ND	ug/kg	6.9	3.1	1	07/16/21 11:24	07/16/21 13:19	135-98-8	
tert-Butylbenzene	ND	ug/kg	6.9	2.5	1	07/16/21 11:24	07/16/21 13:19	98-06-6	
Carbon tetrachloride	ND	ug/kg	6.9	2.6	1	07/16/21 11:24	07/16/21 13:19	56-23-5	
Chlorobenzene	ND	ug/kg	6.9	1.3	1	07/16/21 11:24	07/16/21 13:19	108-90-7	
Chloroethane	ND	ug/kg	13.9	5.4	1	07/16/21 11:24	07/16/21 13:19	75-00-3	
Chloroform	ND	ug/kg	6.9	4.2	1	07/16/21 11:24	07/16/21 13:19	67-66-3	
Chloromethane	ND	ug/kg	13.9	5.8	1	07/16/21 11:24	07/16/21 13:19	74-87-3	
2-Chlorotoluene	ND	ug/kg	6.9	2.5	1	07/16/21 11:24	07/16/21 13:19	95-49-8	
4-Chlorotoluene	ND	ug/kg	6.9	1.2	1	07/16/21 11:24	07/16/21 13:19	106-43-4	
1,2-Dibromo-3-chloropropane	ND	ug/kg	6.9	2.7	1	07/16/21 11:24	07/16/21 13:19	96-12-8	
Dibromochloromethane	ND	ug/kg	6.9	3.9	1	07/16/21 11:24	07/16/21 13:19	124-48-1	
1,2-Dibromoethane (EDB)	ND	ug/kg	6.9	3.1	1	07/16/21 11:24	07/16/21 13:19	106-93-4	
Dibromomethane	ND	ug/kg	6.9	1.5	1	07/16/21 11:24	07/16/21 13:19	74-95-3	
1,2-Dichlorobenzene	ND	ug/kg	6.9	2.5	1	07/16/21 11:24	07/16/21 13:19	95-50-1	
1,3-Dichlorobenzene	ND	ug/kg	6.9	2.2	1	07/16/21 11:24	07/16/21 13:19	541-73-1	
1,4-Dichlorobenzene	ND	ug/kg	6.9	1.8	1	07/16/21 11:24	07/16/21 13:19	106-46-7	
Dichlorodifluoromethane	ND	ug/kg	13.9	3.0	1	07/16/21 11:24	07/16/21 13:19	75-71-8	
1,1-Dichloroethane	ND	ug/kg	6.9	2.9	1	07/16/21 11:24	07/16/21 13:19	75-34-3	
1,2-Dichloroethane	ND	ug/kg	6.9	4.6	1	07/16/21 11:24	07/16/21 13:19	107-06-2	
1,1-Dichloroethene	ND	ug/kg	6.9	2.9	1	07/16/21 11:24	07/16/21 13:19	75-35-4	
cis-1,2-Dichloroethene	ND	ug/kg	6.9	2.4	1	07/16/21 11:24	07/16/21 13:19	156-59-2	
trans-1,2-Dichloroethene	ND	ug/kg	6.9	2.4	1	07/16/21 11:24	07/16/21 13:19	156-60-5	
1,2-Dichloropropane	ND	ug/kg	6.9	2.1	1	07/16/21 11:24	07/16/21 13:19	78-87-5	
1,3-Dichloropropane	ND	ug/kg	6.9	2.2	1	07/16/21 11:24	07/16/21 13:19	142-28-9	
2,2-Dichloropropane	ND	ug/kg	6.9	2.3	1	07/16/21 11:24	07/16/21 13:19	594-20-7	

REPORT OF LABORATORY ANALYSIS

This report shall not be reproduced, except in full,
without the written consent of Pace Analytical Services, LLC.

Pace Analytical Services, LLC
9800 Kincey Ave. Suite 100
Huntersville, NC 28078
(704)875-9092

ANALYTICAL RESULTS

Project: 2020-L1-2248
Pace Project No.: 92549238

Sample: AF 8 (0-2') **Lab ID: 92549238006** Collected: 07/12/21 17:15 Received: 07/13/21 12:30 Matrix: Solid

Results reported on a "dry weight" basis and are adjusted for percent moisture, sample size and any dilutions.

Parameters	Results	Units	Report Limit	MDL	DF	Prepared	Analyzed	CAS No.	Qual
8260D/5035A/5030B Volatiles	Analytical Method: EPA 8260D Preparation Method: EPA 5035A/5030B Pace Analytical Services - Charlotte								
1,1-Dichloropropene	ND	ug/kg	6.9	3.3	1	07/16/21 11:24	07/16/21 13:19	563-58-6	
cis-1,3-Dichloropropene	ND	ug/kg	6.9	1.9	1	07/16/21 11:24	07/16/21 13:19	10061-01-5	
trans-1,3-Dichloropropene	ND	ug/kg	6.9	2.4	1	07/16/21 11:24	07/16/21 13:19	10061-02-6	
Diisopropyl ether	ND	ug/kg	6.9	1.9	1	07/16/21 11:24	07/16/21 13:19	108-20-3	
Ethylbenzene	**56.1**	ug/kg	6.9	3.2	1	07/16/21 11:24	07/16/21 13:19	100-41-4	
Hexachloro-1,3-butadiene	ND	ug/kg	13.9	11.4	1	07/16/21 11:24	07/16/21 13:19	87-68-3	
2-Hexanone	ND	ug/kg	69.4	6.7	1	07/16/21 11:24	07/16/21 13:19	591-78-6	
Isopropylbenzene (Cumene)	**4.9J**	ug/kg	6.9	2.4	1	07/16/21 11:24	07/16/21 13:19	98-82-8	
p-Isopropyltoluene	ND	ug/kg	6.9	3.4	1	07/16/21 11:24	07/16/21 13:19	99-87-6	
Methylene Chloride	ND	ug/kg	27.8	19.0	1	07/16/21 11:24	07/16/21 13:19	75-09-2	
4-Methyl-2-pentanone (MIBK)	ND	ug/kg	69.4	6.7	1	07/16/21 11:24	07/16/21 13:19	108-10-1	
Methyl-tert-butyl ether	ND	ug/kg	6.9	2.6	1	07/16/21 11:24	07/16/21 13:19	1634-04-4	
Naphthalene	**27.3**	ug/kg	6.9	3.7	1	07/16/21 11:24	07/16/21 13:19	91-20-3	
n-Propylbenzene	ND	ug/kg	6.9	2.5	1	07/16/21 11:24	07/16/21 13:19	103-65-1	
Styrene	**3.6J**	ug/kg	6.9	1.8	1	07/16/21 11:24	07/16/21 13:19	100-42-5	
1,1,1,2-Tetrachloroethane	ND	ug/kg	6.9	2.7	1	07/16/21 11:24	07/16/21 13:19	630-20-6	
1,1,2,2-Tetrachloroethane	ND	ug/kg	6.9	1.8	1	07/16/21 11:24	07/16/21 13:19	79-34-5	
Tetrachloroethene	ND	ug/kg	6.9	2.2	1	07/16/21 11:24	07/16/21 13:19	127-18-4	
Toluene	**251**	ug/kg	6.9	2.0	1	07/16/21 11:24	07/16/21 13:19	108-88-3	
1,2,3-Trichlorobenzene	ND	ug/kg	6.9	5.6	1	07/16/21 11:24	07/16/21 13:19	87-61-6	
1,2,4-Trichlorobenzene	ND	ug/kg	6.9	5.8	1	07/16/21 11:24	07/16/21 13:19	120-82-1	
1,1,1-Trichloroethane	ND	ug/kg	6.9	3.6	1	07/16/21 11:24	07/16/21 13:19	71-55-6	
1,1,2-Trichloroethane	ND	ug/kg	6.9	2.3	1	07/16/21 11:24	07/16/21 13:19	79-00-5	
Trichloroethene	ND	ug/kg	6.9	1.8	1	07/16/21 11:24	07/16/21 13:19	79-01-6	
Trichlorofluoromethane	ND	ug/kg	6.9	3.8	1	07/16/21 11:24	07/16/21 13:19	75-69-4	
1,2,3-Trichloropropane	ND	ug/kg	6.9	3.5	1	07/16/21 11:24	07/16/21 13:19	96-18-4	
1,2,4-Trimethylbenzene	**117**	ug/kg	6.9	1.9	1	07/16/21 11:24	07/16/21 13:19	95-63-6	
1,3,5-Trimethylbenzene	ND	ug/kg	6.9	2.3	1	07/16/21 11:24	07/16/21 13:19	108-67-8	
Vinyl acetate	ND	ug/kg	69.4	5.1	1	07/16/21 11:24	07/16/21 13:19	108-05-4	
Vinyl chloride	ND	ug/kg	13.9	3.5	1	07/16/21 11:24	07/16/21 13:19	75-01-4	
Xylene (Total)	**321**	ug/kg	13.9	4.0	1	07/16/21 11:24	07/16/21 13:19	1330-20-7	
m&p-Xylene	**213**	ug/kg	13.9	4.7	1	07/16/21 11:24	07/16/21 13:19	179601-23-1	
o-Xylene	**108**	ug/kg	6.9	3.1	1	07/16/21 11:24	07/16/21 13:19	95-47-6	
Surrogates									
Toluene-d8 (S)	100	%	70-130		1	07/16/21 11:24	07/16/21 13:19	2037-26-5	
4-Bromofluorobenzene (S)	96	%	69-134		1	07/16/21 11:24	07/16/21 13:19	460-00-4	
1,2-Dichloroethane-d4 (S)	97	%	70-130		1	07/16/21 11:24	07/16/21 13:19	17060-07-0	
Percent Moisture	Analytical Method: SW-846 Pace Analytical Services - Charlotte								
Percent Moisture	**19.5**	%	0.10	0.10	1		07/13/21 16:59		N2

REPORT OF LABORATORY ANALYSIS

This report shall not be reproduced, except in full,
without the written consent of Pace Analytical Services, LLC.

Pace Analytical Services, LLC
9800 Kincey Ave. Suite 100
Huntersville, NC 28078
(704)875-9092

ANALYTICAL RESULTS

Project: 2020-L1-2248
Pace Project No.: 92549238

Sample: AF 8 (16-18') **Lab ID: 92549238007** Collected: 07/12/21 17:20 Received: 07/13/21 12:30 Matrix: Solid

Results reported on a "dry weight" basis and are adjusted for percent moisture, sample size and any dilutions.

Parameters	Results	Units	Report Limit	MDL	DF	Prepared	Analyzed	CAS No.	Qual
VPH NC Soil	Analytical Method: MADEP VPH Preparation Method: MADEP VPH Pace Analytical Services - Charlotte								
Total VPH (C5-C12)	**5.5**	mg/kg	3.4	3.4	1	07/17/21 11:56	07/18/21 06:45		N2
Aliphatic (C05-C08)	**4.5**	mg/kg	3.4	3.4	1	07/17/21 11:56	07/18/21 06:45		N2
Aliphatic(C09-C12) Adjusted	ND	mg/kg	3.4	3.4	1	07/17/21 11:56	07/18/21 06:45		N2
Aromatic (C09-C10)	ND	mg/kg	3.4	3.4	1	07/17/21 11:56	07/18/21 06:45		N2
Surrogates									
4-Bromofluorobenzene (FID) (S)	95	%	70-130		1	07/17/21 11:56	07/18/21 06:45	460-00-4	
4-Bromofluorobenzene (PID) (S)	87	%	70-130		1	07/17/21 11:56	07/18/21 06:45	460-00-4	
8260D/5035A/5030B Volatiles	Analytical Method: EPA 8260D Preparation Method: EPA 5035A/5030B Pace Analytical Services - Charlotte								
Acetone	ND	ug/kg	135	43.2	1	07/15/21 13:40	07/16/21 04:10	67-64-1	
Benzene	**33.1**	ug/kg	6.7	2.7	1	07/15/21 13:40	07/16/21 04:10	71-43-2	
Bromobenzene	ND	ug/kg	6.7	2.2	1	07/15/21 13:40	07/16/21 04:10	108-86-1	
Bromochloromethane	ND	ug/kg	6.7	2.0	1	07/15/21 13:40	07/16/21 04:10	74-97-5	
Bromodichloromethane	ND	ug/kg	6.7	2.6	1	07/15/21 13:40	07/16/21 04:10	75-27-4	
Bromoform	ND	ug/kg	6.7	2.4	1	07/15/21 13:40	07/16/21 04:10	75-25-2	
Bromomethane	ND	ug/kg	13.5	10.6	1	07/15/21 13:40	07/16/21 04:10	74-83-9	IK
2-Butanone (MEK)	ND	ug/kg	135	32.3	1	07/15/21 13:40	07/16/21 04:10	78-93-3	
n-Butylbenzene	ND	ug/kg	6.7	3.2	1	07/15/21 13:40	07/16/21 04:10	104-51-8	
sec-Butylbenzene	ND	ug/kg	6.7	3.0	1	07/15/21 13:40	07/16/21 04:10	135-98-8	
tert-Butylbenzene	ND	ug/kg	6.7	2.4	1	07/15/21 13:40	07/16/21 04:10	98-06-6	
Carbon tetrachloride	ND	ug/kg	6.7	2.5	1	07/15/21 13:40	07/16/21 04:10	56-23-5	
Chlorobenzene	ND	ug/kg	6.7	1.3	1	07/15/21 13:40	07/16/21 04:10	108-90-7	
Chloroethane	ND	ug/kg	13.5	5.2	1	07/15/21 13:40	07/16/21 04:10	75-00-3	
Chloroform	ND	ug/kg	6.7	4.1	1	07/15/21 13:40	07/16/21 04:10	67-66-3	
Chloromethane	ND	ug/kg	13.5	5.7	1	07/15/21 13:40	07/16/21 04:10	74-87-3	v2
2-Chlorotoluene	ND	ug/kg	6.7	2.4	1	07/15/21 13:40	07/16/21 04:10	95-49-8	
4-Chlorotoluene	ND	ug/kg	6.7	1.2	1	07/15/21 13:40	07/16/21 04:10	106-43-4	
1,2-Dibromo-3-chloropropane	ND	ug/kg	6.7	2.6	1	07/15/21 13:40	07/16/21 04:10	96-12-8	
Dibromochloromethane	ND	ug/kg	6.7	3.8	1	07/15/21 13:40	07/16/21 04:10	124-48-1	
1,2-Dibromoethane (EDB)	ND	ug/kg	6.7	3.0	1	07/15/21 13:40	07/16/21 04:10	106-93-4	
Dibromomethane	ND	ug/kg	6.7	1.4	1	07/15/21 13:40	07/16/21 04:10	74-95-3	
1,2-Dichlorobenzene	ND	ug/kg	6.7	2.4	1	07/15/21 13:40	07/16/21 04:10	95-50-1	
1,3-Dichlorobenzene	ND	ug/kg	6.7	2.1	1	07/15/21 13:40	07/16/21 04:10	541-73-1	
1,4-Dichlorobenzene	ND	ug/kg	6.7	1.8	1	07/15/21 13:40	07/16/21 04:10	106-46-7	
Dichlorodifluoromethane	ND	ug/kg	13.5	2.9	1	07/15/21 13:40	07/16/21 04:10	75-71-8	v2
1,1-Dichloroethane	ND	ug/kg	6.7	2.8	1	07/15/21 13:40	07/16/21 04:10	75-34-3	
1,2-Dichloroethane	ND	ug/kg	6.7	4.5	1	07/15/21 13:40	07/16/21 04:10	107-06-2	
1,1-Dichloroethene	ND	ug/kg	6.7	2.8	1	07/15/21 13:40	07/16/21 04:10	75-35-4	
cis-1,2-Dichloroethene	ND	ug/kg	6.7	2.3	1	07/15/21 13:40	07/16/21 04:10	156-59-2	
trans-1,2-Dichloroethene	ND	ug/kg	6.7	2.4	1	07/15/21 13:40	07/16/21 04:10	156-60-5	
1,2-Dichloropropane	ND	ug/kg	6.7	2.0	1	07/15/21 13:40	07/16/21 04:10	78-87-5	
1,3-Dichloropropane	ND	ug/kg	6.7	2.1	1	07/15/21 13:40	07/16/21 04:10	142-28-9	
2,2-Dichloropropane	ND	ug/kg	6.7	2.2	1	07/15/21 13:40	07/16/21 04:10	594-20-7	v2

REPORT OF LABORATORY ANALYSIS

This report shall not be reproduced, except in full,
without the written consent of Pace Analytical Services, LLC.

Pace Analytical Services, LLC
9800 Kincey Ave. Suite 100
Huntersville, NC 28078
(704)875-9092

ANALYTICAL RESULTS

Project: 2020-L1-2248
Pace Project No.: 92549238

Sample: AF 8 (16-18') **Lab ID: 92549238007** Collected: 07/12/21 17:20 Received: 07/13/21 12:30 Matrix: Solid

Results reported on a "dry weight" basis and are adjusted for percent moisture, sample size and any dilutions.

Parameters	Results	Units	Report Limit	MDL	DF	Prepared	Analyzed	CAS No.	Qual
8260D/5035A/5030B Volatiles	Analytical Method: EPA 8260D Preparation Method: EPA 5035A/5030B Pace Analytical Services - Charlotte								
1,1-Dichloropropene	ND	ug/kg	6.7	3.2	1	07/15/21 13:40	07/16/21 04:10	563-58-6	
cis-1,3-Dichloropropene	ND	ug/kg	6.7	1.8	1	07/15/21 13:40	07/16/21 04:10	10061-01-5	
trans-1,3-Dichloropropene	ND	ug/kg	6.7	2.3	1	07/15/21 13:40	07/16/21 04:10	10061-02-6	
Diisopropyl ether	**8.3**	ug/kg	6.7	1.8	1	07/15/21 13:40	07/16/21 04:10	108-20-3	
Ethylbenzene	**5.1J**	ug/kg	6.7	3.1	1	07/15/21 13:40	07/16/21 04:10	100-41-4	
Hexachloro-1,3-butadiene	ND	ug/kg	13.5	11.0	1	07/15/21 13:40	07/16/21 04:10	87-68-3	
2-Hexanone	ND	ug/kg	67.3	6.5	1	07/15/21 13:40	07/16/21 04:10	591-78-6	
Isopropylbenzene (Cumene)	ND	ug/kg	6.7	2.3	1	07/15/21 13:40	07/16/21 04:10	98-82-8	
p-Isopropyltoluene	**21.2**	ug/kg	6.7	3.3	1	07/15/21 13:40	07/16/21 04:10	99-87-6	
Methylene Chloride	ND	ug/kg	26.9	18.4	1	07/15/21 13:40	07/16/21 04:10	75-09-2	
4-Methyl-2-pentanone (MIBK)	ND	ug/kg	67.3	6.5	1	07/15/21 13:40	07/16/21 04:10	108-10-1	
Methyl-tert-butyl ether	ND	ug/kg	6.7	2.5	1	07/15/21 13:40	07/16/21 04:10	1634-04-4	
Naphthalene	**11.3**	ug/kg	6.7	3.5	1	07/15/21 13:40	07/16/21 04:10	91-20-3	
n-Propylbenzene	ND	ug/kg	6.7	2.4	1	07/15/21 13:40	07/16/21 04:10	103-65-1	
Styrene	ND	ug/kg	6.7	1.8	1	07/15/21 13:40	07/16/21 04:10	100-42-5	
1,1,1,2-Tetrachloroethane	ND	ug/kg	6.7	2.6	1	07/15/21 13:40	07/16/21 04:10	630-20-6	
1,1,2,2-Tetrachloroethane	ND	ug/kg	6.7	1.8	1	07/15/21 13:40	07/16/21 04:10	79-34-5	
Tetrachloroethene	ND	ug/kg	6.7	2.1	1	07/15/21 13:40	07/16/21 04:10	127-18-4	
Toluene	**54.4**	ug/kg	6.7	1.9	1	07/15/21 13:40	07/16/21 04:10	108-88-3	
1,2,3-Trichlorobenzene	ND	ug/kg	6.7	5.4	1	07/15/21 13:40	07/16/21 04:10	87-61-6	
1,2,4-Trichlorobenzene	ND	ug/kg	6.7	5.7	1	07/15/21 13:40	07/16/21 04:10	120-82-1	
1,1,1-Trichloroethane	ND	ug/kg	6.7	3.5	1	07/15/21 13:40	07/16/21 04:10	71-55-6	
1,1,2-Trichloroethane	ND	ug/kg	6.7	2.2	1	07/15/21 13:40	07/16/21 04:10	79-00-5	
Trichloroethene	ND	ug/kg	6.7	1.7	1	07/15/21 13:40	07/16/21 04:10	79-01-6	
Trichlorofluoromethane	ND	ug/kg	6.7	3.7	1	07/15/21 13:40	07/16/21 04:10	75-69-4	
1,2,3-Trichloropropane	ND	ug/kg	6.7	3.4	1	07/15/21 13:40	07/16/21 04:10	96-18-4	
1,2,4-Trimethylbenzene	**30.0**	ug/kg	6.7	1.8	1	07/15/21 13:40	07/16/21 04:10	95-63-6	
1,3,5-Trimethylbenzene	ND	ug/kg	6.7	2.3	1	07/15/21 13:40	07/16/21 04:10	108-67-8	
Vinyl acetate	ND	ug/kg	67.3	4.9	1	07/15/21 13:40	07/16/21 04:10	108-05-4	
Vinyl chloride	ND	ug/kg	13.5	3.4	1	07/15/21 13:40	07/16/21 04:10	75-01-4	
Xylene (Total)	**50.9**	ug/kg	13.5	3.8	1	07/15/21 13:40	07/16/21 04:10	1330-20-7	
m&p-Xylene	**23.7**	ug/kg	13.5	4.6	1	07/15/21 13:40	07/16/21 04:10	179601-23-1	
o-Xylene	**27.2**	ug/kg	6.7	3.0	1	07/15/21 13:40	07/16/21 04:10	95-47-6	
Surrogates									
Toluene-d8 (S)	99	%	70-130		1	07/15/21 13:40	07/16/21 04:10	2037-26-5	
4-Bromofluorobenzene (S)	97	%	69-134		1	07/15/21 13:40	07/16/21 04:10	460-00-4	
1,2-Dichloroethane-d4 (S)	93	%	70-130		1	07/15/21 13:40	07/16/21 04:10	17060-07-0	
Percent Moisture	Analytical Method: SW-846 Pace Analytical Services - Charlotte								
Percent Moisture	**20.1**	%	0.10	0.10	1		07/13/21 16:59		N2

REPORT OF LABORATORY ANALYSIS

This report shall not be reproduced, except in full,
without the written consent of Pace Analytical Services, LLC.

Pace Analytical Services, LLC
9800 Kincey Ave. Suite 100
Huntersville, NC 28078
(704)875-9092

ANALYTICAL RESULTS

Project: 2020-L1-2248
Pace Project No.: 92549238

Sample: AF 8 (36-38') **Lab ID: 92549238008** Collected: 07/12/21 17:25 Received: 07/13/21 12:30 Matrix: Solid

Results reported on a "dry weight" basis and are adjusted for percent moisture, sample size and any dilutions.

Parameters	Results	Units	Report Limit	MDL	DF	Prepared	Analyzed	CAS No.	Qual
VPH NC Soil	Analytical Method: MADEP VPH Preparation Method: MADEP VPH Pace Analytical Services - Charlotte								
Total VPH (C5-C12)	ND	mg/kg	2.8	2.8	1	07/17/21 11:56	07/18/21 07:14		N2
Aliphatic (C05-C08)	ND	mg/kg	2.8	2.8	1	07/17/21 11:56	07/18/21 07:14		N2
Aliphatic(C09-C12) Adjusted	ND	mg/kg	2.8	2.8	1	07/17/21 11:56	07/18/21 07:14		N2
Aromatic (C09-C10)	ND	mg/kg	2.8	2.8	1	07/17/21 11:56	07/18/21 07:14		N2
Surrogates									
4-Bromofluorobenzene (FID) (S)	96	%	70-130		1	07/17/21 11:56	07/18/21 07:14	460-00-4	
4-Bromofluorobenzene (PID) (S)	88	%	70-130		1	07/17/21 11:56	07/18/21 07:14	460-00-4	
8260D/5035A/5030B Volatiles	Analytical Method: EPA 8260D Preparation Method: EPA 5035A/5030B Pace Analytical Services - Charlotte								
Acetone	ND	ug/kg	120	38.5	1	07/15/21 13:40	07/16/21 04:29	67-64-1	
Benzene	**4.2J**	ug/kg	6.0	2.4	1	07/15/21 13:40	07/16/21 04:29	71-43-2	
Bromobenzene	ND	ug/kg	6.0	2.0	1	07/15/21 13:40	07/16/21 04:29	108-86-1	
Bromochloromethane	ND	ug/kg	6.0	1.8	1	07/15/21 13:40	07/16/21 04:29	74-97-5	
Bromodichloromethane	ND	ug/kg	6.0	2.3	1	07/15/21 13:40	07/16/21 04:29	75-27-4	
Bromoform	ND	ug/kg	6.0	2.1	1	07/15/21 13:40	07/16/21 04:29	75-25-2	
Bromomethane	ND	ug/kg	12.0	9.5	1	07/15/21 13:40	07/16/21 04:29	74-83-9	IK
2-Butanone (MEK)	ND	ug/kg	120	28.8	1	07/15/21 13:40	07/16/21 04:29	78-93-3	
n-Butylbenzene	ND	ug/kg	6.0	2.8	1	07/15/21 13:40	07/16/21 04:29	104-51-8	
sec-Butylbenzene	ND	ug/kg	6.0	2.6	1	07/15/21 13:40	07/16/21 04:29	135-98-8	
tert-Butylbenzene	ND	ug/kg	6.0	2.1	1	07/15/21 13:40	07/16/21 04:29	98-06-6	
Carbon tetrachloride	ND	ug/kg	6.0	2.2	1	07/15/21 13:40	07/16/21 04:29	56-23-5	
Chlorobenzene	ND	ug/kg	6.0	1.2	1	07/15/21 13:40	07/16/21 04:29	108-90-7	
Chloroethane	ND	ug/kg	12.0	4.6	1	07/15/21 13:40	07/16/21 04:29	75-00-3	
Chloroform	ND	ug/kg	6.0	3.6	1	07/15/21 13:40	07/16/21 04:29	67-66-3	
Chloromethane	ND	ug/kg	12.0	5.0	1	07/15/21 13:40	07/16/21 04:29	74-87-3	v2
2-Chlorotoluene	ND	ug/kg	6.0	2.1	1	07/15/21 13:40	07/16/21 04:29	95-49-8	
4-Chlorotoluene	ND	ug/kg	6.0	1.1	1	07/15/21 13:40	07/16/21 04:29	106-43-4	
1,2-Dibromo-3-chloropropane	ND	ug/kg	6.0	2.3	1	07/15/21 13:40	07/16/21 04:29	96-12-8	
Dibromochloromethane	ND	ug/kg	6.0	3.4	1	07/15/21 13:40	07/16/21 04:29	124-48-1	
1,2-Dibromoethane (EDB)	ND	ug/kg	6.0	2.6	1	07/15/21 13:40	07/16/21 04:29	106-93-4	
Dibromomethane	ND	ug/kg	6.0	1.3	1	07/15/21 13:40	07/16/21 04:29	74-95-3	
1,2-Dichlorobenzene	ND	ug/kg	6.0	2.2	1	07/15/21 13:40	07/16/21 04:29	95-50-1	
1,3-Dichlorobenzene	ND	ug/kg	6.0	1.9	1	07/15/21 13:40	07/16/21 04:29	541-73-1	
1,4-Dichlorobenzene	ND	ug/kg	6.0	1.6	1	07/15/21 13:40	07/16/21 04:29	106-46-7	
Dichlorodifluoromethane	ND	ug/kg	12.0	2.6	1	07/15/21 13:40	07/16/21 04:29	75-71-8	v2
1,1-Dichloroethane	ND	ug/kg	6.0	2.5	1	07/15/21 13:40	07/16/21 04:29	75-34-3	
1,2-Dichloroethane	ND	ug/kg	6.0	4.0	1	07/15/21 13:40	07/16/21 04:29	107-06-2	
1,1-Dichloroethene	ND	ug/kg	6.0	2.5	1	07/15/21 13:40	07/16/21 04:29	75-35-4	
cis-1,2-Dichloroethene	ND	ug/kg	6.0	2.1	1	07/15/21 13:40	07/16/21 04:29	156-59-2	
trans-1,2-Dichloroethene	ND	ug/kg	6.0	2.1	1	07/15/21 13:40	07/16/21 04:29	156-60-5	
1,2-Dichloropropane	ND	ug/kg	6.0	1.8	1	07/15/21 13:40	07/16/21 04:29	78-87-5	
1,3-Dichloropropane	ND	ug/kg	6.0	1.9	1	07/15/21 13:40	07/16/21 04:29	142-28-9	
2,2-Dichloropropane	ND	ug/kg	6.0	2.0	1	07/15/21 13:40	07/16/21 04:29	594-20-7	v2

REPORT OF LABORATORY ANALYSIS

This report shall not be reproduced, except in full,
without the written consent of Pace Analytical Services, LLC.

Pace Analytical Services, LLC
9800 Kincey Ave. Suite 100
Huntersville, NC 28078
(704)875-9092

ANALYTICAL RESULTS

Project: 2020-L1-2248
Pace Project No.: 92549238

Sample: AF 8 (36-38') **Lab ID: 92549238008** Collected: 07/12/21 17:25 Received: 07/13/21 12:30 Matrix: Solid

Results reported on a "dry weight" basis and are adjusted for percent moisture, sample size and any dilutions.

Parameters	Results	Units	Report Limit	MDL	DF	Prepared	Analyzed	CAS No.	Qual
8260D/5035A/5030B Volatiles	Analytical Method: EPA 8260D Preparation Method: EPA 5035A/5030B Pace Analytical Services - Charlotte								
1,1-Dichloropropene	ND	ug/kg	6.0	2.9	1	07/15/21 13:40	07/16/21 04:29	563-58-6	
cis-1,3-Dichloropropene	ND	ug/kg	6.0	1.6	1	07/15/21 13:40	07/16/21 04:29	10061-01-5	
trans-1,3-Dichloropropene	ND	ug/kg	6.0	2.1	1	07/15/21 13:40	07/16/21 04:29	10061-02-6	
Diisopropyl ether	ND	ug/kg	6.0	1.6	1	07/15/21 13:40	07/16/21 04:29	108-20-3	
Ethylbenzene	ND	ug/kg	6.0	2.8	1	07/15/21 13:40	07/16/21 04:29	100-41-4	
Hexachloro-1,3-butadiene	ND	ug/kg	12.0	9.8	1	07/15/21 13:40	07/16/21 04:29	87-68-3	
2-Hexanone	ND	ug/kg	59.9	5.8	1	07/15/21 13:40	07/16/21 04:29	591-78-6	
Isopropylbenzene (Cumene)	ND	ug/kg	6.0	2.0	1	07/15/21 13:40	07/16/21 04:29	98-82-8	
p-Isopropyltoluene	ND	ug/kg	6.0	2.9	1	07/15/21 13:40	07/16/21 04:29	99-87-6	
Methylene Chloride	ND	ug/kg	24.0	16.4	1	07/15/21 13:40	07/16/21 04:29	75-09-2	
4-Methyl-2-pentanone (MIBK)	ND	ug/kg	59.9	5.8	1	07/15/21 13:40	07/16/21 04:29	108-10-1	
Methyl-tert-butyl ether	ND	ug/kg	6.0	2.2	1	07/15/21 13:40	07/16/21 04:29	1634-04-4	
Naphthalene	ND	ug/kg	6.0	3.2	1	07/15/21 13:40	07/16/21 04:29	91-20-3	
n-Propylbenzene	ND	ug/kg	6.0	2.1	1	07/15/21 13:40	07/16/21 04:29	103-65-1	
Styrene	ND	ug/kg	6.0	1.6	1	07/15/21 13:40	07/16/21 04:29	100-42-5	
1,1,1,2-Tetrachloroethane	ND	ug/kg	6.0	2.3	1	07/15/21 13:40	07/16/21 04:29	630-20-6	
1,1,2,2-Tetrachloroethane	ND	ug/kg	6.0	1.6	1	07/15/21 13:40	07/16/21 04:29	79-34-5	
Tetrachloroethene	ND	ug/kg	6.0	1.9	1	07/15/21 13:40	07/16/21 04:29	127-18-4	
Toluene	**15.9**	ug/kg	6.0	1.7	1	07/15/21 13:40	07/16/21 04:29	108-88-3	
1,2,3-Trichlorobenzene	ND	ug/kg	6.0	4.8	1	07/15/21 13:40	07/16/21 04:29	87-61-6	
1,2,4-Trichlorobenzene	ND	ug/kg	6.0	5.0	1	07/15/21 13:40	07/16/21 04:29	120-82-1	
1,1,1-Trichloroethane	ND	ug/kg	6.0	3.1	1	07/15/21 13:40	07/16/21 04:29	71-55-6	
1,1,2-Trichloroethane	ND	ug/kg	6.0	2.0	1	07/15/21 13:40	07/16/21 04:29	79-00-5	
Trichloroethene	ND	ug/kg	6.0	1.5	1	07/15/21 13:40	07/16/21 04:29	79-01-6	
Trichlorofluoromethane	ND	ug/kg	6.0	3.3	1	07/15/21 13:40	07/16/21 04:29	75-69-4	
1,2,3-Trichloropropane	ND	ug/kg	6.0	3.0	1	07/15/21 13:40	07/16/21 04:29	96-18-4	
1,2,4-Trimethylbenzene	**5.7J**	ug/kg	6.0	1.6	1	07/15/21 13:40	07/16/21 04:29	95-63-6	
1,3,5-Trimethylbenzene	ND	ug/kg	6.0	2.0	1	07/15/21 13:40	07/16/21 04:29	108-67-8	
Vinyl acetate	ND	ug/kg	59.9	4.4	1	07/15/21 13:40	07/16/21 04:29	108-05-4	
Vinyl chloride	ND	ug/kg	12.0	3.0	1	07/15/21 13:40	07/16/21 04:29	75-01-4	
Xylene (Total)	**14.8**	ug/kg	12.0	3.4	1	07/15/21 13:40	07/16/21 04:29	1330-20-7	
m&p-Xylene	**9.6J**	ug/kg	12.0	4.1	1	07/15/21 13:40	07/16/21 04:29	179601-23-1	
o-Xylene	**5.2J**	ug/kg	6.0	2.6	1	07/15/21 13:40	07/16/21 04:29	95-47-6	
Surrogates									
Toluene-d8 (S)	98	%	70-130		1	07/15/21 13:40	07/16/21 04:29	2037-26-5	
4-Bromofluorobenzene (S)	96	%	69-134		1	07/15/21 13:40	07/16/21 04:29	460-00-4	
1,2-Dichloroethane-d4 (S)	92	%	70-130		1	07/15/21 13:40	07/16/21 04:29	17060-07-0	
Percent Moisture	Analytical Method: SW-846 Pace Analytical Services - Charlotte								
Percent Moisture	**9.9**	%	0.10	0.10	1		07/13/21 16:59		N2

REPORT OF LABORATORY ANALYSIS

This report shall not be reproduced, except in full,
without the written consent of Pace Analytical Services, LLC.

Pace Analytical Services, LLC
9800 Kincey Ave. Suite 100
Huntersville, NC 28078
(704)875-9092

ANALYTICAL RESULTS

Project: 2020-L1-2248
Pace Project No.: 92549238

Sample: AF 7 (0-2') **Lab ID: 92549238009** Collected: 07/12/21 17:30 Received: 07/13/21 12:30 Matrix: Solid

Results reported on a "dry weight" basis and are adjusted for percent moisture, sample size and any dilutions.

Parameters	Results	Units	Report Limit	MDL	DF	Prepared	Analyzed	CAS No.	Qual
VPH NC Soil	Analytical Method: MADEP VPH Preparation Method: MADEP VPH Pace Analytical Services - Charlotte								
Total VPH (C5-C12)	ND	mg/kg	4.2	4.2	1	07/17/21 11:56	07/18/21 07:42		N2
Aliphatic (C05-C08)	ND	mg/kg	4.2	4.2	1	07/17/21 11:56	07/18/21 07:42		N2
Aliphatic(C09-C12) Adjusted	ND	mg/kg	4.2	4.2	1	07/17/21 11:56	07/18/21 07:42		N2
Aromatic (C09-C10)	ND	mg/kg	4.2	4.2	1	07/17/21 11:56	07/18/21 07:42		N2
Surrogates									
4-Bromofluorobenzene (FID) (S)	93	%	70-130		1	07/17/21 11:56	07/18/21 07:42	460-00-4	
4-Bromofluorobenzene (PID) (S)	87	%	70-130		1	07/17/21 11:56	07/18/21 07:42	460-00-4	
8260D/5035A/5030B Volatiles	Analytical Method: EPA 8260D Preparation Method: EPA 5035A/5030B Pace Analytical Services - Charlotte								
Acetone	ND	ug/kg	155	49.8	1	07/15/21 13:40	07/16/21 04:47	67-64-1	
Benzene	**28.0**	ug/kg	7.8	3.1	1	07/15/21 13:40	07/16/21 04:47	71-43-2	
Bromobenzene	ND	ug/kg	7.8	2.5	1	07/15/21 13:40	07/16/21 04:47	108-86-1	
Bromochloromethane	ND	ug/kg	7.8	2.3	1	07/15/21 13:40	07/16/21 04:47	74-97-5	
Bromodichloromethane	ND	ug/kg	7.8	3.0	1	07/15/21 13:40	07/16/21 04:47	75-27-4	
Bromoform	ND	ug/kg	7.8	2.7	1	07/15/21 13:40	07/16/21 04:47	75-25-2	
Bromomethane	ND	ug/kg	15.5	12.3	1	07/15/21 13:40	07/16/21 04:47	74-83-9	IK
2-Butanone (MEK)	ND	ug/kg	155	37.2	1	07/15/21 13:40	07/16/21 04:47	78-93-3	
n-Butylbenzene	ND	ug/kg	7.8	3.7	1	07/15/21 13:40	07/16/21 04:47	104-51-8	
sec-Butylbenzene	ND	ug/kg	7.8	3.4	1	07/15/21 13:40	07/16/21 04:47	135-98-8	
tert-Butylbenzene	ND	ug/kg	7.8	2.8	1	07/15/21 13:40	07/16/21 04:47	98-06-6	
Carbon tetrachloride	ND	ug/kg	7.8	2.9	1	07/15/21 13:40	07/16/21 04:47	56-23-5	
Chlorobenzene	ND	ug/kg	7.8	1.5	1	07/15/21 13:40	07/16/21 04:47	108-90-7	
Chloroethane	ND	ug/kg	15.5	6.0	1	07/15/21 13:40	07/16/21 04:47	75-00-3	
Chloroform	ND	ug/kg	7.8	4.7	1	07/15/21 13:40	07/16/21 04:47	67-66-3	
Chloromethane	ND	ug/kg	15.5	6.5	1	07/15/21 13:40	07/16/21 04:47	74-87-3	v2
2-Chlorotoluene	ND	ug/kg	7.8	2.7	1	07/15/21 13:40	07/16/21 04:47	95-49-8	
4-Chlorotoluene	ND	ug/kg	7.8	1.4	1	07/15/21 13:40	07/16/21 04:47	106-43-4	
1,2-Dibromo-3-chloropropane	ND	ug/kg	7.8	3.0	1	07/15/21 13:40	07/16/21 04:47	96-12-8	
Dibromochloromethane	ND	ug/kg	7.8	4.4	1	07/15/21 13:40	07/16/21 04:47	124-48-1	
1,2-Dibromoethane (EDB)	ND	ug/kg	7.8	3.4	1	07/15/21 13:40	07/16/21 04:47	106-93-4	
Dibromomethane	ND	ug/kg	7.8	1.7	1	07/15/21 13:40	07/16/21 04:47	74-95-3	
1,2-Dichlorobenzene	ND	ug/kg	7.8	2.8	1	07/15/21 13:40	07/16/21 04:47	95-50-1	
1,3-Dichlorobenzene	ND	ug/kg	7.8	2.4	1	07/15/21 13:40	07/16/21 04:47	541-73-1	
1,4-Dichlorobenzene	ND	ug/kg	7.8	2.0	1	07/15/21 13:40	07/16/21 04:47	106-46-7	
Dichlorodifluoromethane	ND	ug/kg	15.5	3.4	1	07/15/21 13:40	07/16/21 04:47	75-71-8	v2
1,1-Dichloroethane	ND	ug/kg	7.8	3.2	1	07/15/21 13:40	07/16/21 04:47	75-34-3	
1,2-Dichloroethane	ND	ug/kg	7.8	5.1	1	07/15/21 13:40	07/16/21 04:47	107-06-2	
1,1-Dichloroethene	ND	ug/kg	7.8	3.2	1	07/15/21 13:40	07/16/21 04:47	75-35-4	
cis-1,2-Dichloroethene	ND	ug/kg	7.8	2.7	1	07/15/21 13:40	07/16/21 04:47	156-59-2	
trans-1,2-Dichloroethene	ND	ug/kg	7.8	2.7	1	07/15/21 13:40	07/16/21 04:47	156-60-5	
1,2-Dichloropropane	ND	ug/kg	7.8	2.3	1	07/15/21 13:40	07/16/21 04:47	78-87-5	
1,3-Dichloropropane	ND	ug/kg	7.8	2.4	1	07/15/21 13:40	07/16/21 04:47	142-28-9	
2,2-Dichloropropane	ND	ug/kg	7.8	2.5	1	07/15/21 13:40	07/16/21 04:47	594-20-7	v2

REPORT OF LABORATORY ANALYSIS

This report shall not be reproduced, except in full,
without the written consent of Pace Analytical Services, LLC.

Pace Analytical Services, LLC
9800 Kincey Ave. Suite 100
Huntersville, NC 28078
(704)875-9092

ANALYTICAL RESULTS

Project: 2020-L1-2248
Pace Project No.: 92549238

Sample: AF 7 (0-2') **Lab ID: 92549238009** Collected: 07/12/21 17:30 Received: 07/13/21 12:30 Matrix: Solid

Results reported on a "dry weight" basis and are adjusted for percent moisture, sample size and any dilutions.

Parameters	Results	Units	Report Limit	MDL	DF	Prepared	Analyzed	CAS No.	Qual
8260D/5035A/5030B Volatiles	Analytical Method: EPA 8260D Preparation Method: EPA 5035A/5030B Pace Analytical Services - Charlotte								
1,1-Dichloropropene	ND	ug/kg	7.8	3.7	1	07/15/21 13:40	07/16/21 04:47	563-58-6	
cis-1,3-Dichloropropene	ND	ug/kg	7.8	2.1	1	07/15/21 13:40	07/16/21 04:47	10061-01-5	
trans-1,3-Dichloropropene	ND	ug/kg	7.8	2.7	1	07/15/21 13:40	07/16/21 04:47	10061-02-6	
Diisopropyl ether	ND	ug/kg	7.8	2.1	1	07/15/21 13:40	07/16/21 04:47	108-20-3	
Ethylbenzene	**17.5**	ug/kg	7.8	3.6	1	07/15/21 13:40	07/16/21 04:47	100-41-4	
Hexachloro-1,3-butadiene	ND	ug/kg	15.5	12.7	1	07/15/21 13:40	07/16/21 04:47	87-68-3	
2-Hexanone	ND	ug/kg	77.6	7.5	1	07/15/21 13:40	07/16/21 04:47	591-78-6	
Isopropylbenzene (Cumene)	ND	ug/kg	7.8	2.6	1	07/15/21 13:40	07/16/21 04:47	98-82-8	
p-Isopropyltoluene	ND	ug/kg	7.8	3.8	1	07/15/21 13:40	07/16/21 04:47	99-87-6	
Methylene Chloride	ND	ug/kg	31.0	21.3	1	07/15/21 13:40	07/16/21 04:47	75-09-2	
4-Methyl-2-pentanone (MIBK)	ND	ug/kg	77.6	7.5	1	07/15/21 13:40	07/16/21 04:47	108-10-1	
Methyl-tert-butyl ether	ND	ug/kg	7.8	2.9	1	07/15/21 13:40	07/16/21 04:47	1634-04-4	
Naphthalene	**5.7J**	ug/kg	7.8	4.1	1	07/15/21 13:40	07/16/21 04:47	91-20-3	
n-Propylbenzene	ND	ug/kg	7.8	2.8	1	07/15/21 13:40	07/16/21 04:47	103-65-1	
Styrene	ND	ug/kg	7.8	2.0	1	07/15/21 13:40	07/16/21 04:47	100-42-5	
1,1,1,2-Tetrachloroethane	ND	ug/kg	7.8	3.0	1	07/15/21 13:40	07/16/21 04:47	630-20-6	
1,1,2,2-Tetrachloroethane	ND	ug/kg	7.8	2.0	1	07/15/21 13:40	07/16/21 04:47	79-34-5	
Tetrachloroethene	ND	ug/kg	7.8	2.5	1	07/15/21 13:40	07/16/21 04:47	127-18-4	
Toluene	**140**	ug/kg	7.8	2.2	1	07/15/21 13:40	07/16/21 04:47	108-88-3	
1,2,3-Trichlorobenzene	ND	ug/kg	7.8	6.3	1	07/15/21 13:40	07/16/21 04:47	87-61-6	
1,2,4-Trichlorobenzene	ND	ug/kg	7.8	6.5	1	07/15/21 13:40	07/16/21 04:47	120-82-1	
1,1,1-Trichloroethane	ND	ug/kg	7.8	4.0	1	07/15/21 13:40	07/16/21 04:47	71-55-6	
1,1,2-Trichloroethane	ND	ug/kg	7.8	2.6	1	07/15/21 13:40	07/16/21 04:47	79-00-5	
Trichloroethene	ND	ug/kg	7.8	2.0	1	07/15/21 13:40	07/16/21 04:47	79-01-6	
Trichlorofluoromethane	ND	ug/kg	7.8	4.3	1	07/15/21 13:40	07/16/21 04:47	75-69-4	
1,2,3-Trichloropropane	ND	ug/kg	7.8	3.9	1	07/15/21 13:40	07/16/21 04:47	96-18-4	
1,2,4-Trimethylbenzene	**22.1**	ug/kg	7.8	2.1	1	07/15/21 13:40	07/16/21 04:47	95-63-6	
1,3,5-Trimethylbenzene	**7.5J**	ug/kg	7.8	2.6	1	07/15/21 13:40	07/16/21 04:47	108-67-8	
Vinyl acetate	ND	ug/kg	77.6	5.6	1	07/15/21 13:40	07/16/21 04:47	108-05-4	
Vinyl chloride	ND	ug/kg	15.5	3.9	1	07/15/21 13:40	07/16/21 04:47	75-01-4	
Xylene (Total)	**101**	ug/kg	15.5	4.4	1	07/15/21 13:40	07/16/21 04:47	1330-20-7	
m&p-Xylene	**68.1**	ug/kg	15.5	5.3	1	07/15/21 13:40	07/16/21 04:47	179601-23-1	
o-Xylene	**32.5**	ug/kg	7.8	3.4	1	07/15/21 13:40	07/16/21 04:47	95-47-6	
Surrogates									
Toluene-d8 (S)	99	%	70-130		1	07/15/21 13:40	07/16/21 04:47	2037-26-5	
4-Bromofluorobenzene (S)	96	%	69-134		1	07/15/21 13:40	07/16/21 04:47	460-00-4	
1,2-Dichloroethane-d4 (S)	98	%	70-130		1	07/15/21 13:40	07/16/21 04:47	17060-07-0	
Percent Moisture	Analytical Method: SW-846 Pace Analytical Services - Charlotte								
Percent Moisture	**22.6**	%	0.10	0.10	1		07/13/21 16:59		N2

REPORT OF LABORATORY ANALYSIS

This report shall not be reproduced, except in full,
without the written consent of Pace Analytical Services, LLC.

Pace Analytical Services, LLC
9800 Kincey Ave. Suite 100
Huntersville, NC 28078
(704)875-9092

ANALYTICAL RESULTS

Project: 2020-L1-2248
Pace Project No.: 92549238

Sample: AF 7 (22-24') **Lab ID: 92549238010** Collected: 07/12/21 17:35 Received: 07/13/21 12:30 Matrix: Solid

Results reported on a "dry weight" basis and are adjusted for percent moisture, sample size and any dilutions.

Parameters	Results	Units	Report Limit	MDL	DF	Prepared	Analyzed	CAS No.	Qual
VPH NC Soil	Analytical Method: MADEP VPH Preparation Method: MADEP VPH Pace Analytical Services - Charlotte								
Total VPH (C5-C12)	ND	mg/kg	3.3	3.3	1	07/19/21 12:40	07/19/21 19:39		N2
Aliphatic (C05-C08)	ND	mg/kg	3.3	3.3	1	07/19/21 12:40	07/19/21 19:39		N2
Aliphatic(C09-C12) Adjusted	ND	mg/kg	3.3	3.3	1	07/19/21 12:40	07/19/21 19:39		N2
Aromatic (C09-C10)	ND	mg/kg	3.3	3.3	1	07/19/21 12:40	07/19/21 19:39		N2
Surrogates									
4-Bromofluorobenzene (FID) (S)	96	%	70-130		1	07/19/21 12:40	07/19/21 19:39	460-00-4	
4-Bromofluorobenzene (PID) (S)	89	%	70-130		1	07/19/21 12:40	07/19/21 19:39	460-00-4	
8260D/5035A/5030B Volatiles	Analytical Method: EPA 8260D Preparation Method: EPA 5035A/5030B Pace Analytical Services - Charlotte								
Acetone	ND	ug/kg	124	39.7	1	07/15/21 13:40	07/16/21 05:06	67-64-1	
Benzene	ND	ug/kg	6.2	2.5	1	07/15/21 13:40	07/16/21 05:06	71-43-2	
Bromobenzene	ND	ug/kg	6.2	2.0	1	07/15/21 13:40	07/16/21 05:06	108-86-1	
Bromochloromethane	ND	ug/kg	6.2	1.8	1	07/15/21 13:40	07/16/21 05:06	74-97-5	
Bromodichloromethane	ND	ug/kg	6.2	2.4	1	07/15/21 13:40	07/16/21 05:06	75-27-4	
Bromoform	ND	ug/kg	6.2	2.2	1	07/15/21 13:40	07/16/21 05:06	75-25-2	
Bromomethane	ND	ug/kg	12.4	9.8	1	07/15/21 13:40	07/16/21 05:06	74-83-9	IK
2-Butanone (MEK)	ND	ug/kg	124	29.7	1	07/15/21 13:40	07/16/21 05:06	78-93-3	
n-Butylbenzene	ND	ug/kg	6.2	2.9	1	07/15/21 13:40	07/16/21 05:06	104-51-8	
sec-Butylbenzene	ND	ug/kg	6.2	2.7	1	07/15/21 13:40	07/16/21 05:06	135-98-8	
tert-Butylbenzene	ND	ug/kg	6.2	2.2	1	07/15/21 13:40	07/16/21 05:06	98-06-6	
Carbon tetrachloride	ND	ug/kg	6.2	2.3	1	07/15/21 13:40	07/16/21 05:06	56-23-5	
Chlorobenzene	ND	ug/kg	6.2	1.2	1	07/15/21 13:40	07/16/21 05:06	108-90-7	
Chloroethane	ND	ug/kg	12.4	4.8	1	07/15/21 13:40	07/16/21 05:06	75-00-3	
Chloroform	ND	ug/kg	6.2	3.8	1	07/15/21 13:40	07/16/21 05:06	67-66-3	
Chloromethane	ND	ug/kg	12.4	5.2	1	07/15/21 13:40	07/16/21 05:06	74-87-3	v2
2-Chlorotoluene	ND	ug/kg	6.2	2.2	1	07/15/21 13:40	07/16/21 05:06	95-49-8	
4-Chlorotoluene	ND	ug/kg	6.2	1.1	1	07/15/21 13:40	07/16/21 05:06	106-43-4	
1,2-Dibromo-3-chloropropane	ND	ug/kg	6.2	2.4	1	07/15/21 13:40	07/16/21 05:06	96-12-8	
Dibromochloromethane	ND	ug/kg	6.2	3.5	1	07/15/21 13:40	07/16/21 05:06	124-48-1	
1,2-Dibromoethane (EDB)	ND	ug/kg	6.2	2.7	1	07/15/21 13:40	07/16/21 05:06	106-93-4	
Dibromomethane	ND	ug/kg	6.2	1.3	1	07/15/21 13:40	07/16/21 05:06	74-95-3	
1,2-Dichlorobenzene	ND	ug/kg	6.2	2.2	1	07/15/21 13:40	07/16/21 05:06	95-50-1	
1,3-Dichlorobenzene	ND	ug/kg	6.2	1.9	1	07/15/21 13:40	07/16/21 05:06	541-73-1	
1,4-Dichlorobenzene	ND	ug/kg	6.2	1.6	1	07/15/21 13:40	07/16/21 05:06	106-46-7	
Dichlorodifluoromethane	ND	ug/kg	12.4	2.7	1	07/15/21 13:40	07/16/21 05:06	75-71-8	v2
1,1-Dichloroethane	ND	ug/kg	6.2	2.5	1	07/15/21 13:40	07/16/21 05:06	75-34-3	
1,2-Dichloroethane	ND	ug/kg	6.2	4.1	1	07/15/21 13:40	07/16/21 05:06	107-06-2	
1,1-Dichloroethene	ND	ug/kg	6.2	2.5	1	07/15/21 13:40	07/16/21 05:06	75-35-4	
cis-1,2-Dichloroethene	ND	ug/kg	6.2	2.1	1	07/15/21 13:40	07/16/21 05:06	156-59-2	
trans-1,2-Dichloroethene	ND	ug/kg	6.2	2.2	1	07/15/21 13:40	07/16/21 05:06	156-60-5	
1,2-Dichloropropane	ND	ug/kg	6.2	1.9	1	07/15/21 13:40	07/16/21 05:06	78-87-5	
1,3-Dichloropropane	ND	ug/kg	6.2	1.9	1	07/15/21 13:40	07/16/21 05:06	142-28-9	
2,2-Dichloropropane	ND	ug/kg	6.2	2.0	1	07/15/21 13:40	07/16/21 05:06	594-20-7	v2

REPORT OF LABORATORY ANALYSIS

This report shall not be reproduced, except in full,
without the written consent of Pace Analytical Services, LLC.

Pace Analytical Services, LLC
9800 Kincey Ave. Suite 100
Huntersville, NC 28078
(704)875-9092

ANALYTICAL RESULTS

Project: 2020-L1-2248
Pace Project No.: 92549238

Sample: AF 7 (22-24') **Lab ID: 92549238010** Collected: 07/12/21 17:35 Received: 07/13/21 12:30 Matrix: Solid

Results reported on a "dry weight" basis and are adjusted for percent moisture, sample size and any dilutions.

Parameters	Results	Units	Report Limit	MDL	DF	Prepared	Analyzed	CAS No.	Qual
8260D/5035A/5030B Volatiles	Analytical Method: EPA 8260D Preparation Method: EPA 5035A/5030B Pace Analytical Services - Charlotte								
1,1-Dichloropropene	ND	ug/kg	6.2	3.0	1	07/15/21 13:40	07/16/21 05:06	563-58-6	
cis-1,3-Dichloropropene	ND	ug/kg	6.2	1.7	1	07/15/21 13:40	07/16/21 05:06	10061-01-5	
trans-1,3-Dichloropropene	ND	ug/kg	6.2	2.1	1	07/15/21 13:40	07/16/21 05:06	10061-02-6	
Diisopropyl ether	ND	ug/kg	6.2	1.7	1	07/15/21 13:40	07/16/21 05:06	108-20-3	
Ethylbenzene	ND	ug/kg	6.2	2.9	1	07/15/21 13:40	07/16/21 05:06	100-41-4	
Hexachloro-1,3-butadiene	ND	ug/kg	12.4	10.1	1	07/15/21 13:40	07/16/21 05:06	87-68-3	
2-Hexanone	ND	ug/kg	61.9	6.0	1	07/15/21 13:40	07/16/21 05:06	591-78-6	
Isopropylbenzene (Cumene)	ND	ug/kg	6.2	2.1	1	07/15/21 13:40	07/16/21 05:06	98-82-8	
p-Isopropyltoluene	**17.2**	ug/kg	6.2	3.0	1	07/15/21 13:40	07/16/21 05:06	99-87-6	
Methylene Chloride	ND	ug/kg	24.8	17.0	1	07/15/21 13:40	07/16/21 05:06	75-09-2	
4-Methyl-2-pentanone (MIBK)	ND	ug/kg	61.9	6.0	1	07/15/21 13:40	07/16/21 05:06	108-10-1	
Methyl-tert-butyl ether	ND	ug/kg	6.2	2.3	1	07/15/21 13:40	07/16/21 05:06	1634-04-4	
Naphthalene	**4.2J**	ug/kg	6.2	3.3	1	07/15/21 13:40	07/16/21 05:06	91-20-3	
n-Propylbenzene	ND	ug/kg	6.2	2.2	1	07/15/21 13:40	07/16/21 05:06	103-65-1	
Styrene	ND	ug/kg	6.2	1.6	1	07/15/21 13:40	07/16/21 05:06	100-42-5	
1,1,1,2-Tetrachloroethane	ND	ug/kg	6.2	2.4	1	07/15/21 13:40	07/16/21 05:06	630-20-6	
1,1,2,2-Tetrachloroethane	ND	ug/kg	6.2	1.6	1	07/15/21 13:40	07/16/21 05:06	79-34-5	
Tetrachloroethene	ND	ug/kg	6.2	2.0	1	07/15/21 13:40	07/16/21 05:06	127-18-4	
Toluene	**12.6**	ug/kg	6.2	1.8	1	07/15/21 13:40	07/16/21 05:06	108-88-3	
1,2,3-Trichlorobenzene	ND	ug/kg	6.2	5.0	1	07/15/21 13:40	07/16/21 05:06	87-61-6	
1,2,4-Trichlorobenzene	ND	ug/kg	6.2	5.2	1	07/15/21 13:40	07/16/21 05:06	120-82-1	
1,1,1-Trichloroethane	ND	ug/kg	6.2	3.2	1	07/15/21 13:40	07/16/21 05:06	71-55-6	
1,1,2-Trichloroethane	ND	ug/kg	6.2	2.1	1	07/15/21 13:40	07/16/21 05:06	79-00-5	
Trichloroethene	ND	ug/kg	6.2	1.6	1	07/15/21 13:40	07/16/21 05:06	79-01-6	
Trichlorofluoromethane	ND	ug/kg	6.2	3.4	1	07/15/21 13:40	07/16/21 05:06	75-69-4	
1,2,3-Trichloropropane	ND	ug/kg	6.2	3.1	1	07/15/21 13:40	07/16/21 05:06	96-18-4	
1,2,4-Trimethylbenzene	**15.9**	ug/kg	6.2	1.7	1	07/15/21 13:40	07/16/21 05:06	95-63-6	
1,3,5-Trimethylbenzene	ND	ug/kg	6.2	2.1	1	07/15/21 13:40	07/16/21 05:06	108-67-8	
Vinyl acetate	ND	ug/kg	61.9	4.5	1	07/15/21 13:40	07/16/21 05:06	108-05-4	
Vinyl chloride	ND	ug/kg	12.4	3.1	1	07/15/21 13:40	07/16/21 05:06	75-01-4	
Xylene (Total)	**18.1**	ug/kg	12.4	3.5	1	07/15/21 13:40	07/16/21 05:06	1330-20-7	
m&p-Xylene	**10.6J**	ug/kg	12.4	4.2	1	07/15/21 13:40	07/16/21 05:06	179601-23-1	
o-Xylene	**7.6**	ug/kg	6.2	2.7	1	07/15/21 13:40	07/16/21 05:06	95-47-6	
Surrogates									
Toluene-d8 (S)	97	%	70-130		1	07/15/21 13:40	07/16/21 05:06	2037-26-5	
4-Bromofluorobenzene (S)	96	%	69-134		1	07/15/21 13:40	07/16/21 05:06	460-00-4	
1,2-Dichloroethane-d4 (S)	92	%	70-130		1	07/15/21 13:40	07/16/21 05:06	17060-07-0	
Percent Moisture	Analytical Method: SW-846 Pace Analytical Services - Charlotte								
Percent Moisture	**11.6**	%	0.10	0.10	1		07/13/21 17:00		N2

REPORT OF LABORATORY ANALYSIS

This report shall not be reproduced, except in full,
without the written consent of Pace Analytical Services, LLC.

Pace Analytical Services, LLC
9800 Kincey Ave. Suite 100
Huntersville, NC 28078
(704)875-9092

ANALYTICAL RESULTS

Project: 2020-L1-2248
Pace Project No.: 92549238

Sample: AF 7 (38-40') **Lab ID: 92549238011** Collected: 07/12/21 17:40 Received: 07/13/21 12:30 Matrix: Solid

Results reported on a "dry weight" basis and are adjusted for percent moisture, sample size and any dilutions.

Parameters	Results	Units	Report Limit	MDL	DF	Prepared	Analyzed	CAS No.	Qual
VPH NC Soil	Analytical Method: MADEP VPH Preparation Method: MADEP VPH Pace Analytical Services - Charlotte								
Total VPH (C5-C12)	ND	mg/kg	3.3	3.3	1	07/17/21 11:56	07/18/21 08:39		N2
Aliphatic (C05-C08)	ND	mg/kg	3.3	3.3	1	07/17/21 11:56	07/18/21 08:39		N2
Aliphatic(C09-C12) Adjusted	ND	mg/kg	3.3	3.3	1	07/17/21 11:56	07/18/21 08:39		N2
Aromatic (C09-C10)	ND	mg/kg	3.3	3.3	1	07/17/21 11:56	07/18/21 08:39		N2
Surrogates									
4-Bromofluorobenzene (FID) (S)	95	%	70-130		1	07/17/21 11:56	07/18/21 08:39	460-00-4	
4-Bromofluorobenzene (PID) (S)	89	%	70-130		1	07/17/21 11:56	07/18/21 08:39	460-00-4	
8260D/5035A/5030B Volatiles	Analytical Method: EPA 8260D Preparation Method: EPA 5035A/5030B Pace Analytical Services - Charlotte								
Acetone	ND	ug/kg	127	40.7	1	07/15/21 13:40	07/16/21 05:24	67-64-1	
Benzene	**66.7**	ug/kg	6.3	2.5	1	07/15/21 13:40	07/16/21 05:24	71-43-2	
Bromobenzene	ND	ug/kg	6.3	2.1	1	07/15/21 13:40	07/16/21 05:24	108-86-1	
Bromochloromethane	ND	ug/kg	6.3	1.9	1	07/15/21 13:40	07/16/21 05:24	74-97-5	
Bromodichloromethane	ND	ug/kg	6.3	2.4	1	07/15/21 13:40	07/16/21 05:24	75-27-4	
Bromoform	ND	ug/kg	6.3	2.2	1	07/15/21 13:40	07/16/21 05:24	75-25-2	
Bromomethane	ND	ug/kg	12.7	10.0	1	07/15/21 13:40	07/16/21 05:24	74-83-9	IK
2-Butanone (MEK)	**35.3J**	ug/kg	127	30.4	1	07/15/21 13:40	07/16/21 05:24	78-93-3	
n-Butylbenzene	ND	ug/kg	6.3	3.0	1	07/15/21 13:40	07/16/21 05:24	104-51-8	
sec-Butylbenzene	ND	ug/kg	6.3	2.8	1	07/15/21 13:40	07/16/21 05:24	135-98-8	
tert-Butylbenzene	ND	ug/kg	6.3	2.3	1	07/15/21 13:40	07/16/21 05:24	98-06-6	
Carbon tetrachloride	ND	ug/kg	6.3	2.4	1	07/15/21 13:40	07/16/21 05:24	56-23-5	
Chlorobenzene	ND	ug/kg	6.3	1.2	1	07/15/21 13:40	07/16/21 05:24	108-90-7	
Chloroethane	ND	ug/kg	12.7	4.9	1	07/15/21 13:40	07/16/21 05:24	75-00-3	
Chloroform	ND	ug/kg	6.3	3.9	1	07/15/21 13:40	07/16/21 05:24	67-66-3	
Chloromethane	ND	ug/kg	12.7	5.3	1	07/15/21 13:40	07/16/21 05:24	74-87-3	v2
2-Chlorotoluene	ND	ug/kg	6.3	2.2	1	07/15/21 13:40	07/16/21 05:24	95-49-8	
4-Chlorotoluene	ND	ug/kg	6.3	1.1	1	07/15/21 13:40	07/16/21 05:24	106-43-4	
1,2-Dibromo-3-chloropropane	ND	ug/kg	6.3	2.5	1	07/15/21 13:40	07/16/21 05:24	96-12-8	
Dibromochloromethane	ND	ug/kg	6.3	3.6	1	07/15/21 13:40	07/16/21 05:24	124-48-1	
1,2-Dibromoethane (EDB)	ND	ug/kg	6.3	2.8	1	07/15/21 13:40	07/16/21 05:24	106-93-4	
Dibromomethane	ND	ug/kg	6.3	1.4	1	07/15/21 13:40	07/16/21 05:24	74-95-3	
1,2-Dichlorobenzene	ND	ug/kg	6.3	2.3	1	07/15/21 13:40	07/16/21 05:24	95-50-1	
1,3-Dichlorobenzene	ND	ug/kg	6.3	2.0	1	07/15/21 13:40	07/16/21 05:24	541-73-1	
1,4-Dichlorobenzene	ND	ug/kg	6.3	1.6	1	07/15/21 13:40	07/16/21 05:24	106-46-7	
Dichlorodifluoromethane	ND	ug/kg	12.7	2.7	1	07/15/21 13:40	07/16/21 05:24	75-71-8	v2
1,1-Dichloroethane	ND	ug/kg	6.3	2.6	1	07/15/21 13:40	07/16/21 05:24	75-34-3	
1,2-Dichloroethane	ND	ug/kg	6.3	4.2	1	07/15/21 13:40	07/16/21 05:24	107-06-2	
1,1-Dichloroethene	ND	ug/kg	6.3	2.6	1	07/15/21 13:40	07/16/21 05:24	75-35-4	
cis-1,2-Dichloroethene	ND	ug/kg	6.3	2.2	1	07/15/21 13:40	07/16/21 05:24	156-59-2	
trans-1,2-Dichloroethene	ND	ug/kg	6.3	2.2	1	07/15/21 13:40	07/16/21 05:24	156-60-5	
1,2-Dichloropropane	ND	ug/kg	6.3	1.9	1	07/15/21 13:40	07/16/21 05:24	78-87-5	
1,3-Dichloropropane	ND	ug/kg	6.3	2.0	1	07/15/21 13:40	07/16/21 05:24	142-28-9	
2,2-Dichloropropane	ND	ug/kg	6.3	2.1	1	07/15/21 13:40	07/16/21 05:24	594-20-7	v2

REPORT OF LABORATORY ANALYSIS

This report shall not be reproduced, except in full,
without the written consent of Pace Analytical Services, LLC.

Pace Analytical Services, LLC
9800 Kincey Ave. Suite 100
Huntersville, NC 28078
(704)875-9092

ANALYTICAL RESULTS

Project: 2020-L1-2248
Pace Project No.: 92549238

Sample: AF 7 (38-40') **Lab ID: 92549238011** Collected: 07/12/21 17:40 Received: 07/13/21 12:30 Matrix: Solid

Results reported on a "dry weight" basis and are adjusted for percent moisture, sample size and any dilutions.

Parameters	Results	Units	Report Limit	MDL	DF	Prepared	Analyzed	CAS No.	Qual
8260D/5035A/5030B Volatiles	Analytical Method: EPA 8260D Preparation Method: EPA 5035A/5030B Pace Analytical Services - Charlotte								
1,1-Dichloropropene	ND	ug/kg	6.3	3.0	1	07/15/21 13:40	07/16/21 05:24	563-58-6	
cis-1,3-Dichloropropene	ND	ug/kg	6.3	1.7	1	07/15/21 13:40	07/16/21 05:24	10061-01-5	
trans-1,3-Dichloropropene	ND	ug/kg	6.3	2.2	1	07/15/21 13:40	07/16/21 05:24	10061-02-6	
Diisopropyl ether	**45.9**	ug/kg	6.3	1.7	1	07/15/21 13:40	07/16/21 05:24	108-20-3	
Ethylbenzene	**6.9**	ug/kg	6.3	3.0	1	07/15/21 13:40	07/16/21 05:24	100-41-4	
Hexachloro-1,3-butadiene	ND	ug/kg	12.7	10.4	1	07/15/21 13:40	07/16/21 05:24	87-68-3	
2-Hexanone	ND	ug/kg	63.3	6.1	1	07/15/21 13:40	07/16/21 05:24	591-78-6	
Isopropylbenzene (Cumene)	ND	ug/kg	6.3	2.2	1	07/15/21 13:40	07/16/21 05:24	98-82-8	
p-Isopropyltoluene	ND	ug/kg	6.3	3.1	1	07/15/21 13:40	07/16/21 05:24	99-87-6	
Methylene Chloride	ND	ug/kg	25.3	17.4	1	07/15/21 13:40	07/16/21 05:24	75-09-2	
4-Methyl-2-pentanone (MIBK)	ND	ug/kg	63.3	6.1	1	07/15/21 13:40	07/16/21 05:24	108-10-1	
Methyl-tert-butyl ether	**32.8**	ug/kg	6.3	2.4	1	07/15/21 13:40	07/16/21 05:24	1634-04-4	
Naphthalene	**9.1**	ug/kg	6.3	3.3	1	07/15/21 13:40	07/16/21 05:24	91-20-3	
n-Propylbenzene	ND	ug/kg	6.3	2.3	1	07/15/21 13:40	07/16/21 05:24	103-65-1	
Styrene	ND	ug/kg	6.3	1.7	1	07/15/21 13:40	07/16/21 05:24	100-42-5	
1,1,1,2-Tetrachloroethane	ND	ug/kg	6.3	2.4	1	07/15/21 13:40	07/16/21 05:24	630-20-6	
1,1,2,2-Tetrachloroethane	ND	ug/kg	6.3	1.7	1	07/15/21 13:40	07/16/21 05:24	79-34-5	
Tetrachloroethene	ND	ug/kg	6.3	2.0	1	07/15/21 13:40	07/16/21 05:24	127-18-4	
Toluene	**111**	ug/kg	6.3	1.8	1	07/15/21 13:40	07/16/21 05:24	108-88-3	
1,2,3-Trichlorobenzene	ND	ug/kg	6.3	5.1	1	07/15/21 13:40	07/16/21 05:24	87-61-6	
1,2,4-Trichlorobenzene	ND	ug/kg	6.3	5.3	1	07/15/21 13:40	07/16/21 05:24	120-82-1	
1,1,1-Trichloroethane	ND	ug/kg	6.3	3.3	1	07/15/21 13:40	07/16/21 05:24	71-55-6	
1,1,2-Trichloroethane	ND	ug/kg	6.3	2.1	1	07/15/21 13:40	07/16/21 05:24	79-00-5	
Trichloroethene	ND	ug/kg	6.3	1.6	1	07/15/21 13:40	07/16/21 05:24	79-01-6	
Trichlorofluoromethane	ND	ug/kg	6.3	3.5	1	07/15/21 13:40	07/16/21 05:24	75-69-4	
1,2,3-Trichloropropane	ND	ug/kg	6.3	3.2	1	07/15/21 13:40	07/16/21 05:24	96-18-4	
1,2,4-Trimethylbenzene	**15.1**	ug/kg	6.3	1.7	1	07/15/21 13:40	07/16/21 05:24	95-63-6	
1,3,5-Trimethylbenzene	ND	ug/kg	6.3	2.1	1	07/15/21 13:40	07/16/21 05:24	108-67-8	
Vinyl acetate	ND	ug/kg	63.3	4.6	1	07/15/21 13:40	07/16/21 05:24	108-05-4	
Vinyl chloride	ND	ug/kg	12.7	3.2	1	07/15/21 13:40	07/16/21 05:24	75-01-4	
Xylene (Total)	**58.1**	ug/kg	12.7	3.6	1	07/15/21 13:40	07/16/21 05:24	1330-20-7	
m&p-Xylene	**33.7**	ug/kg	12.7	4.3	1	07/15/21 13:40	07/16/21 05:24	179601-23-1	
o-Xylene	**24.4**	ug/kg	6.3	2.8	1	07/15/21 13:40	07/16/21 05:24	95-47-6	
Surrogates									
Toluene-d8 (S)	98	%	70-130		1	07/15/21 13:40	07/16/21 05:24	2037-26-5	
4-Bromofluorobenzene (S)	94	%	69-134		1	07/15/21 13:40	07/16/21 05:24	460-00-4	
1,2-Dichloroethane-d4 (S)	94	%	70-130		1	07/15/21 13:40	07/16/21 05:24	17060-07-0	
Percent Moisture	Analytical Method: SW-846 Pace Analytical Services - Charlotte								
Percent Moisture	**19.5**	%	0.10	0.10	1		07/13/21 17:00		N2

REPORT OF LABORATORY ANALYSIS

This report shall not be reproduced, except in full,
without the written consent of Pace Analytical Services, LLC.

Pace Analytical Services, LLC
9800 Kincey Ave. Suite 100
Huntersville, NC 28078
(704)875-9092

QUALITY CONTROL DATA

Project: 2020-L1-2248
Pace Project No.: 92549238

QC Batch: 634112 | Analysis Method: MADEP VPH
QC Batch Method: MADEP VPH | Analysis Description: VPH NC Soil
Laboratory: Pace Analytical Services - Charlotte

Associated Lab Samples: 92549238001, 92549238002, 92549238003, 92549238004, 92549238005, 92549238006, 92549238007, 92549238008, 92549238009, 92549238011

METHOD BLANK: 3330497 Matrix: Solid

Associated Lab Samples: 92549238001, 92549238002, 92549238003, 92549238004, 92549238005, 92549238006, 92549238007, 92549238008, 92549238009, 92549238011

Parameter	Units	Blank Result	Reporting Limit	MDL	Analyzed	Qualifiers
Aliphatic (C05-C08)	mg/kg	ND	5.0	5.0	07/17/21 16:58	N2
Aromatic (C09-C10)	mg/kg	ND	5.0	5.0	07/17/21 16:58	N2
4-Bromofluorobenzene (FID) (S)	%	96	70-130		07/17/21 16:58	
4-Bromofluorobenzene (PID) (S)	%	88	70-130		07/17/21 16:58	

LABORATORY CONTROL SAMPLE & LCSD: 3330498 3330499

Parameter	Units	Spike Conc.	LCS Result	LCSD Result	LCS % Rec	LCSD % Rec	% Rec Limits	RPD	Max RPD	Qualifiers
Aliphatic (C05-C08)	mg/kg	29.8	32.4	29.0	109	97	70-130	11	25	N2
Aromatic (C09-C10)	mg/kg	9.9	10.3	9.6	103	97	70-130	6	25	N2
4-Bromofluorobenzene (FID) (S)	%				98	98	70-130			
4-Bromofluorobenzene (PID) (S)	%				87	87	70-130			

Results presented on this page are in the units indicated by the "Units" column except where an alternate unit is presented to the right of the result.

REPORT OF LABORATORY ANALYSIS

This report shall not be reproduced, except in full,
without the written consent of Pace Analytical Services, LLC.

Pace Analytical Services, LLC
9800 Kincey Ave. Suite 100
Huntersville, NC 28078
(704)875-9092

QUALITY CONTROL DATA

Project: 2020-L1-2248
Pace Project No.: 92549238

QC Batch: 634270
QC Batch Method: MADEP VPH
Analysis Method: MADEP VPH
Analysis Description: VPH NC Soil
Laboratory: Pace Analytical Services - Charlotte

Associated Lab Samples: 92549238010

METHOD BLANK: 3331238 Matrix: Solid
Associated Lab Samples: 92549238010

Parameter	Units	Blank Result	Reporting Limit	MDL	Analyzed	Qualifiers
Aliphatic (C05-C08)	mg/kg	ND	2.5	2.5	07/19/21 15:52	N2
Aromatic (C09-C10)	mg/kg	ND	2.5	2.5	07/19/21 15:52	N2
4-Bromofluorobenzene (FID) (S)	%	103	70-130		07/19/21 15:52	
4-Bromofluorobenzene (PID) (S)	%	95	70-130		07/19/21 15:52	

LABORATORY CONTROL SAMPLE & LCSD: 3331239 3331240

Parameter	Units	Spike Conc.	LCS Result	LCSD Result	LCS % Rec	LCSD % Rec	% Rec Limits	RPD	Max RPD	Qualifiers
Aliphatic (C05-C08)	mg/kg	15.1	15.4	15.2	102	101	70-130	1	25	N2
Aromatic (C09-C10)	mg/kg	5	5.1	4.8	101	96	70-130	5	25	N2
4-Bromofluorobenzene (FID) (S)	%				94	101	70-130			
4-Bromofluorobenzene (PID) (S)	%				85	90	70-130			

Results presented on this page are in the units indicated by the "Units" column except where an alternate unit is presented to the right of the result.

REPORT OF LABORATORY ANALYSIS

This report shall not be reproduced, except in full,
without the written consent of Pace Analytical Services, LLC.

Pace Analytical Services, LLC
9800 Kincey Ave. Suite 100
Huntersville, NC 28078
(704)875-9092

QUALITY CONTROL DATA

Project: 2020-L1-2248
Pace Project No.: 92549238

QC Batch: 633669 Analysis Method: EPA 8260D
QC Batch Method: EPA 5035A/5030B Analysis Description: 8260D 5035A 5030B
Laboratory: Pace Analytical Services - Charlotte
Associated Lab Samples: 92549238001, 92549238002, 92549238003, 92549238004, 92549238007, 92549238008, 92549238009, 92549238010, 92549238011

METHOD BLANK: 3328265 Matrix: Solid
Associated Lab Samples: 92549238001, 92549238002, 92549238003, 92549238004, 92549238007, 92549238008, 92549238009, 92549238010, 92549238011

Parameter	Units	Blank Result	Reporting Limit	MDL	Analyzed	Qualifiers
1,1,1,2-Tetrachloroethane	ug/kg	ND	5.0	1.9	07/15/21 23:52	
1,1,1-Trichloroethane	ug/kg	ND	5.0	2.6	07/15/21 23:52	
1,1,2,2-Tetrachloroethane	ug/kg	ND	5.0	1.3	07/15/21 23:52	
1,1,2-Trichloroethane	ug/kg	ND	5.0	1.7	07/15/21 23:52	
1,1-Dichloroethane	ug/kg	ND	5.0	2.1	07/15/21 23:52	
1,1-Dichloroethene	ug/kg	ND	5.0	2.1	07/15/21 23:52	
1,1-Dichloropropene	ug/kg	ND	5.0	2.4	07/15/21 23:52	
1,2,3-Trichlorobenzene	ug/kg	ND	5.0	4.0	07/15/21 23:52	
1,2,3-Trichloropropane	ug/kg	ND	5.0	2.5	07/15/21 23:52	
1,2,4-Trichlorobenzene	ug/kg	ND	5.0	4.2	07/15/21 23:52	
1,2,4-Trimethylbenzene	ug/kg	ND	5.0	1.4	07/15/21 23:52	
1,2-Dibromo-3-chloropropane	ug/kg	ND	5.0	1.9	07/15/21 23:52	
1,2-Dibromoethane (EDB)	ug/kg	ND	5.0	2.2	07/15/21 23:52	
1,2-Dichlorobenzene	ug/kg	ND	5.0	1.8	07/15/21 23:52	
1,2-Dichloroethane	ug/kg	ND	5.0	3.3	07/15/21 23:52	
1,2-Dichloropropane	ug/kg	ND	5.0	1.5	07/15/21 23:52	
1,3,5-Trimethylbenzene	ug/kg	ND	5.0	1.7	07/15/21 23:52	
1,3-Dichlorobenzene	ug/kg	ND	5.0	1.6	07/15/21 23:52	
1,3-Dichloropropane	ug/kg	ND	5.0	1.6	07/15/21 23:52	
1,4-Dichlorobenzene	ug/kg	ND	5.0	1.3	07/15/21 23:52	
2,2-Dichloropropane	ug/kg	ND	5.0	1.6	07/15/21 23:52	v2
2-Butanone (MEK)	ug/kg	ND	100	24.0	07/15/21 23:52	
2-Chlorotoluene	ug/kg	ND	5.0	1.8	07/15/21 23:52	
2-Hexanone	ug/kg	ND	50.0	4.8	07/15/21 23:52	
4-Chlorotoluene	ug/kg	ND	5.0	0.88	07/15/21 23:52	
4-Methyl-2-pentanone (MIBK)	ug/kg	ND	50.0	4.8	07/15/21 23:52	
Acetone	ug/kg	ND	100	32.1	07/15/21 23:52	
Benzene	ug/kg	ND	5.0	2.0	07/15/21 23:52	
Bromobenzene	ug/kg	ND	5.0	1.6	07/15/21 23:52	
Bromochloromethane	ug/kg	ND	5.0	1.5	07/15/21 23:52	
Bromodichloromethane	ug/kg	ND	5.0	1.9	07/15/21 23:52	
Bromoform	ug/kg	ND	5.0	1.8	07/15/21 23:52	
Bromomethane	ug/kg	ND	10.0	7.9	07/15/21 23:52	IK
Carbon tetrachloride	ug/kg	ND	5.0	1.9	07/15/21 23:52	
Chlorobenzene	ug/kg	ND	5.0	0.96	07/15/21 23:52	
Chloroethane	ug/kg	ND	10.0	3.9	07/15/21 23:52	
Chloroform	ug/kg	ND	5.0	3.0	07/15/21 23:52	
Chloromethane	ug/kg	ND	10.0	4.2	07/15/21 23:52	v2
cis-1,2-Dichloroethene	ug/kg	ND	5.0	1.7	07/15/21 23:52	

Results presented on this page are in the units indicated by the "Units" column except where an alternate unit is presented to the right of the result.

REPORT OF LABORATORY ANALYSIS

This report shall not be reproduced, except in full,
without the written consent of Pace Analytical Services, LLC.

Pace Analytical Services, LLC
9800 Kincey Ave. Suite 100
Huntersville, NC 28078
(704)875-9092

QUALITY CONTROL DATA

Project: 2020-L1-2248
Pace Project No.: 92549238

METHOD BLANK: 3328265 Matrix: Solid

Associated Lab Samples: 92549238001, 92549238002, 92549238003, 92549238004, 92549238007, 92549238008, 92549238009, 92549238010, 92549238011

Parameter	Units	Blank Result	Reporting Limit	MDL	Analyzed	Qualifiers
cis-1,3-Dichloropropene	ug/kg	ND	5.0	1.4	07/15/21 23:52	
Dibromochloromethane	ug/kg	ND	5.0	2.8	07/15/21 23:52	
Dibromomethane	ug/kg	ND	5.0	1.1	07/15/21 23:52	
Dichlorodifluoromethane	ug/kg	ND	10.0	2.2	07/15/21 23:52	v2
Diisopropyl ether	ug/kg	ND	5.0	1.4	07/15/21 23:52	
Ethylbenzene	ug/kg	ND	5.0	2.3	07/15/21 23:52	
Hexachloro-1,3-butadiene	ug/kg	ND	10.0	8.2	07/15/21 23:52	
Isopropylbenzene (Cumene)	ug/kg	ND	5.0	1.7	07/15/21 23:52	
m&p-Xylene	ug/kg	ND	10.0	3.4	07/15/21 23:52	
Methyl-tert-butyl ether	ug/kg	ND	5.0	1.9	07/15/21 23:52	
Methylene Chloride	ug/kg	ND	20.0	13.7	07/15/21 23:52	
n-Butylbenzene	ug/kg	ND	5.0	2.4	07/15/21 23:52	
n-Propylbenzene	ug/kg	ND	5.0	1.8	07/15/21 23:52	
Naphthalene	ug/kg	ND	5.0	2.6	07/15/21 23:52	
o-Xylene	ug/kg	ND	5.0	2.2	07/15/21 23:52	
p-Isopropyltoluene	ug/kg	ND	5.0	2.5	07/15/21 23:52	
sec-Butylbenzene	ug/kg	ND	5.0	2.2	07/15/21 23:52	
Styrene	ug/kg	ND	5.0	1.3	07/15/21 23:52	
tert-Butylbenzene	ug/kg	ND	5.0	1.8	07/15/21 23:52	
Tetrachloroethene	ug/kg	ND	5.0	1.6	07/15/21 23:52	
Toluene	ug/kg	ND	5.0	1.4	07/15/21 23:52	
trans-1,2-Dichloroethene	ug/kg	ND	5.0	1.8	07/15/21 23:52	
trans-1,3-Dichloropropene	ug/kg	ND	5.0	1.7	07/15/21 23:52	
Trichloroethene	ug/kg	ND	5.0	1.3	07/15/21 23:52	
Trichlorofluoromethane	ug/kg	ND	5.0	2.8	07/15/21 23:52	
Vinyl acetate	ug/kg	ND	50.0	3.6	07/15/21 23:52	
Vinyl chloride	ug/kg	ND	10.0	2.5	07/15/21 23:52	
Xylene (Total)	ug/kg	ND	10.0	2.8	07/15/21 23:52	
1,2-Dichloroethane-d4 (S)	%	99	70-130		07/15/21 23:52	
4-Bromofluorobenzene (S)	%	95	69-134		07/15/21 23:52	
Toluene-d8 (S)	%	98	70-130		07/15/21 23:52	

LABORATORY CONTROL SAMPLE: 3328266

Parameter	Units	Spike Conc.	LCS Result	LCS % Rec	% Rec Limits	Qualifiers
1,1,1,2-Tetrachloroethane	ug/kg	1250	1190	95	70-130	
1,1,1-Trichloroethane	ug/kg	1250	1000	80	70-130	
1,1,2,2-Tetrachloroethane	ug/kg	1250	1070	85	70-130	
1,1,2-Trichloroethane	ug/kg	1250	1040	83	70-130	
1,1-Dichloroethane	ug/kg	1250	1100	88	70-130	
1,1-Dichloroethene	ug/kg	1250	1090	87	70-130	
1,1-Dichloropropene	ug/kg	1250	1080	87	70-130	
1,2,3-Trichlorobenzene	ug/kg	1250	1220	97	65-130	

Results presented on this page are in the units indicated by the "Units" column except where an alternate unit is presented to the right of the result.

REPORT OF LABORATORY ANALYSIS

This report shall not be reproduced, except in full,
without the written consent of Pace Analytical Services, LLC.

Pace Analytical Services, LLC
9800 Kincey Ave. Suite 100
Huntersville, NC 28078
(704)875-9092

QUALITY CONTROL DATA

Project: 2020-L1-2248
Pace Project No.: 92549238

LABORATORY CONTROL SAMPLE: 3328266

Parameter	Units	Spike Conc.	LCS Result	LCS % Rec	% Rec Limits	Qualifiers
1,2,3-Trichloropropane	ug/kg	1250	1110	89	70-130	
1,2,4-Trichlorobenzene	ug/kg	1250	1240	99	68-130	
1,2,4-Trimethylbenzene	ug/kg	1250	1190	95	70-130	
1,2-Dibromo-3-chloropropane	ug/kg	1250	1180	95	70-130	
1,2-Dibromoethane (EDB)	ug/kg	1250	1160	93	70-130	
1,2-Dichlorobenzene	ug/kg	1250	1220	98	70-130	
1,2-Dichloroethane	ug/kg	1250	987	79	63-130	
1,2-Dichloropropane	ug/kg	1250	1110	89	70-130	
1,3,5-Trimethylbenzene	ug/kg	1250	1190	95	70-130	
1,3-Dichlorobenzene	ug/kg	1250	1210	97	70-130	
1,3-Dichloropropane	ug/kg	1250	1160	93	70-130	
1,4-Dichlorobenzene	ug/kg	1250	1210	97	70-130	
2,2-Dichloropropane	ug/kg	1250	923	74	66-130	v3
2-Butanone (MEK)	ug/kg	2500	2020	81	70-130	
2-Chlorotoluene	ug/kg	1250	1240	99	70-130	
2-Hexanone	ug/kg	2500	2210	88	70-130	
4-Chlorotoluene	ug/kg	1250	1160	93	70-130	
4-Methyl-2-pentanone (MIBK)	ug/kg	2500	2120	85	70-130	
Acetone	ug/kg	2500	2210	88	69-130	
Benzene	ug/kg	1250	1120	90	70-130	
Bromobenzene	ug/kg	1250	1280	103	70-130	
Bromochloromethane	ug/kg	1250	1160	93	70-130	
Bromodichloromethane	ug/kg	1250	1000	80	69-130	
Bromoform	ug/kg	1250	1130	91	70-130	
Bromomethane	ug/kg	1250	1180	95	52-130	IK
Carbon tetrachloride	ug/kg	1250	1140	91	70-130	
Chlorobenzene	ug/kg	1250	1200	96	70-130	
Chloroethane	ug/kg	1250	1140	91	65-130	
Chloroform	ug/kg	1250	1170	93	70-130	
Chloromethane	ug/kg	1250	1010	81	55-130	v3
cis-1,2-Dichloroethene	ug/kg	1250	1070	85	70-130	
cis-1,3-Dichloropropene	ug/kg	1250	1100	88	70-130	
Dibromochloromethane	ug/kg	1250	1140	92	70-130	
Dibromomethane	ug/kg	1250	1170	93	70-130	
Dichlorodifluoromethane	ug/kg	1250	1120	89	45-156	v3
Diisopropyl ether	ug/kg	1250	982	79	70-130	
Ethylbenzene	ug/kg	1250	1270	102	70-130	
Hexachloro-1,3-butadiene	ug/kg	1250	1230	98	66-130	
Isopropylbenzene (Cumene)	ug/kg	1250	1190	96	70-130	
m&p-Xylene	ug/kg	2500	2340	94	70-130	
Methyl-tert-butyl ether	ug/kg	1250	1040	83	70-130	
Methylene Chloride	ug/kg	1250	1160	92	65-130	
n-Butylbenzene	ug/kg	1250	1210	97	67-130	
n-Propylbenzene	ug/kg	1250	1260	100	70-130	
Naphthalene	ug/kg	1250	1170	93	70-130	
o-Xylene	ug/kg	1250	1190	96	70-130	
p-Isopropyltoluene	ug/kg	1250	1220	97	67-130	

Results presented on this page are in the units indicated by the "Units" column except where an alternate unit is presented to the right of the result.

REPORT OF LABORATORY ANALYSIS

This report shall not be reproduced, except in full,
without the written consent of Pace Analytical Services, LLC.

Pace Analytical Services, LLC
9800 Kincey Ave. Suite 100
Huntersville, NC 28078
(704)875-9092

QUALITY CONTROL DATA

Project: 2020-L1-2248
Pace Project No.: 92549238

LABORATORY CONTROL SAMPLE: 3328266

Parameter	Units	Spike Conc.	LCS Result	LCS % Rec	% Rec Limits	Qualifiers
sec-Butylbenzene	ug/kg	1250	1220	97	69-130	
Styrene	ug/kg	1250	1190	96	70-130	
tert-Butylbenzene	ug/kg	1250	1150	92	67-130	
Tetrachloroethene	ug/kg	1250	1140	91	70-130	
Toluene	ug/kg	1250	1090	87	70-130	
trans-1,2-Dichloroethene	ug/kg	1250	1110	89	70-130	
trans-1,3-Dichloropropene	ug/kg	1250	1080	86	68-130	
Trichloroethene	ug/kg	1250	1160	93	70-130	
Trichlorofluoromethane	ug/kg	1250	1060	85	70-130	
Vinyl acetate	ug/kg	2500	2240	89	70-130	
Vinyl chloride	ug/kg	1250	1090	87	61-130	
Xylene (Total)	ug/kg	3750	3530	94	70-130	
1,2-Dichloroethane-d4 (S)	%			88	70-130	
4-Bromofluorobenzene (S)	%			96	69-134	
Toluene-d8 (S)	%			99	70-130	

MATRIX SPIKE SAMPLE: 3328268

Parameter	Units	92548985007 Result	Spike Conc.	MS Result	MS % Rec	% Rec Limits	Qualifiers
1,1,1,2-Tetrachloroethane	ug/kg	ND	600	464	77	70-131	
1,1,1-Trichloroethane	ug/kg	ND	600	525	88	65-133	
1,1,2,2-Tetrachloroethane	ug/kg	ND	600	400	67	66-130	
1,1,2-Trichloroethane	ug/kg	ND	600	534	89	66-133	
1,1-Dichloroethane	ug/kg	ND	600	571	95	65-130	
1,1-Dichloroethene	ug/kg	ND	600	600	100	10-158	
1,1-Dichloropropene	ug/kg	ND	600	588	98	68-133	
1,2,3-Trichlorobenzene	ug/kg	ND	600	704	117	27-138	
1,2,3-Trichloropropane	ug/kg	ND	600	395	66	67-130	M1
1,2,4-Trichlorobenzene	ug/kg	ND	600	700	117	51-134	
1,2,4-Trimethylbenzene	ug/kg	ND	600	665	111	63-136	
1,2-Dibromo-3-chloropropane	ug/kg	ND	600	581	97	32-130	
1,2-Dibromoethane (EDB)	ug/kg	ND	600	555	92	70-130	
1,2-Dichlorobenzene	ug/kg	ND	600	664	111	69-130	
1,2-Dichloroethane	ug/kg	ND	600	505	84	59-130	
1,2-Dichloropropane	ug/kg	ND	600	588	98	70-130	
1,3,5-Trimethylbenzene	ug/kg	ND	600	673	112	65-137	
1,3-Dichlorobenzene	ug/kg	ND	600	657	109	70-130	
1,3-Dichloropropane	ug/kg	ND	600	450	75	70-130	
1,4-Dichlorobenzene	ug/kg	ND	600	687	114	68-130	
2,2-Dichloropropane	ug/kg	ND	600	427	71	32-130	v3
2-Butanone (MEK)	ug/kg	ND	1200	870	72	10-136	
2-Chlorotoluene	ug/kg	ND	600	683	114	69-141	
2-Hexanone	ug/kg	ND	1200	709	59	10-144	
4-Chlorotoluene	ug/kg	ND	600	624	104	70-132	
4-Methyl-2-pentanone (MIBK)	ug/kg	ND	1200	962	80	25-143	

Results presented on this page are in the units indicated by the "Units" column except where an alternate unit is presented to the right of the result.

REPORT OF LABORATORY ANALYSIS

This report shall not be reproduced, except in full,
without the written consent of Pace Analytical Services, LLC.

Pace Analytical Services, LLC
9800 Kincey Ave. Suite 100
Huntersville, NC 28078
(704)875-9092

QUALITY CONTROL DATA

Project: 2020-L1-2248
Pace Project No.: 92549238

MATRIX SPIKE SAMPLE: 3328268

Parameter	Units	92548985007 Result	Spike Conc.	MS Result	MS % Rec	% Rec Limits	Qualifiers
Acetone	ug/kg	ND	1200	789	66	10-130	
Benzene	ug/kg	ND	600	603	100	67-130	
Bromobenzene	ug/kg	ND	600	694	116	70-130	
Bromochloromethane	ug/kg	ND	600	579	97	69-134	
Bromodichloromethane	ug/kg	ND	600	488	81	64-130	
Bromoform	ug/kg	ND	600	379	63	62-130	
Bromomethane	ug/kg	ND	600	375	63	20-176	IK
Carbon tetrachloride	ug/kg	ND	600	569	95	65-140	
Chlorobenzene	ug/kg	ND	600	475	79	70-130	
Chloroethane	ug/kg	ND	600	187	31	10-130	
Chloroform	ug/kg	ND	600	588	98	63-130	
Chloromethane	ug/kg	ND	600	626	104	58-130	v3
cis-1,2-Dichloroethene	ug/kg	ND	600	557	93	66-130	
cis-1,3-Dichloropropene	ug/kg	ND	600	540	90	67-130	
Dibromochloromethane	ug/kg	ND	600	400	67	67-130	
Dibromomethane	ug/kg	ND	600	595	99	63-131	
Dichlorodifluoromethane	ug/kg	ND	600	617	103	44-180	v3
Diisopropyl ether	ug/kg	ND	600	513	85	63-130	
Ethylbenzene	ug/kg	ND	600	557	93	66-130	
Hexachloro-1,3-butadiene	ug/kg	ND	600	777	129	64-150	
Isopropylbenzene (Cumene)	ug/kg	ND	600	484	81	69-135	
m&p-Xylene	ug/kg	ND	1200	961	80	60-133	
Methyl-tert-butyl ether	ug/kg	ND	600	517	86	65-130	
Methylene Chloride	ug/kg	ND	600	586	98	61-130	
n-Butylbenzene	ug/kg	ND	600	706	118	65-140	
n-Propylbenzene	ug/kg	ND	600	698	116	67-140	
Naphthalene	ug/kg	ND	600	618	103	15-145	
o-Xylene	ug/kg	ND	600	475	79	66-133	
p-Isopropyltoluene	ug/kg	ND	600	746	124	56-147	
sec-Butylbenzene	ug/kg	ND	600	1150	191	65-139	M1
Styrene	ug/kg	ND	600	451	75	70-132	
tert-Butylbenzene	ug/kg	ND	600	685	114	62-135	
Tetrachloroethene	ug/kg	ND	600	457	76	70-135	
Toluene	ug/kg	ND	600	591	98	67-130	
trans-1,2-Dichloroethene	ug/kg	ND	600	594	99	69-130	
trans-1,3-Dichloropropene	ug/kg	ND	600	529	88	62-130	
Trichloroethene	ug/kg	ND	600	636	106	70-135	
Trichlorofluoromethane	ug/kg	ND	600	152	25	10-130	
Vinyl acetate	ug/kg	ND	1200	1050	87	53-130	
Vinyl chloride	ug/kg	ND	600	606	101	61-148	
Xylene (Total)	ug/kg	ND	1800	1440	80	63-132	
1,2-Dichloroethane-d4 (S)	%				105	70-130	
4-Bromofluorobenzene (S)	%				69	69-134	
Toluene-d8 (S)	%				97	70-130	

Results presented on this page are in the units indicated by the "Units" column except where an alternate unit is presented to the right of the result.

REPORT OF LABORATORY ANALYSIS

This report shall not be reproduced, except in full,
without the written consent of Pace Analytical Services, LLC.

Pace Analytical Services, LLC
9800 Kincey Ave. Suite 100
Huntersville, NC 28078
(704)875-9092

QUALITY CONTROL DATA

Project: 2020-L1-2248
Pace Project No.: 92549238

SAMPLE DUPLICATE: 3328267

Parameter	Units	92548985006 Result	Dup Result	RPD	Max RPD	Qualifiers
1,1,1,2-Tetrachloroethane	ug/kg	ND	ND		30	
1,1,1-Trichloroethane	ug/kg	ND	ND		30	
1,1,2,2-Tetrachloroethane	ug/kg	ND	ND		30	
1,1,2-Trichloroethane	ug/kg	ND	ND		30	
1,1-Dichloroethane	ug/kg	ND	ND		30	
1,1-Dichloroethene	ug/kg	ND	ND		30	
1,1-Dichloropropene	ug/kg	ND	ND		30	
1,2,3-Trichlorobenzene	ug/kg	ND	ND		30	
1,2,3-Trichloropropane	ug/kg	ND	ND		30	
1,2,4-Trichlorobenzene	ug/kg	ND	ND		30	
1,2,4-Trimethylbenzene	ug/kg	ND	ND		30	
1,2-Dibromo-3-chloropropane	ug/kg	ND	ND		30	
1,2-Dibromoethane (EDB)	ug/kg	ND	ND		30	
1,2-Dichlorobenzene	ug/kg	ND	ND		30	
1,2-Dichloroethane	ug/kg	ND	ND		30	
1,2-Dichloropropane	ug/kg	ND	ND		30	
1,3,5-Trimethylbenzene	ug/kg	ND	ND		30	
1,3-Dichlorobenzene	ug/kg	ND	ND		30	
1,3-Dichloropropane	ug/kg	ND	ND		30	
1,4-Dichlorobenzene	ug/kg	ND	ND		30	
2,2-Dichloropropane	ug/kg	ND	ND		30	v2
2-Butanone (MEK)	ug/kg	ND	ND		30	
2-Chlorotoluene	ug/kg	ND	ND		30	
2-Hexanone	ug/kg	ND	ND		30	
4-Chlorotoluene	ug/kg	ND	ND		30	
4-Methyl-2-pentanone (MIBK)	ug/kg	ND	ND		30	
Acetone	ug/kg	ND	ND		30	
Benzene	ug/kg	ND	ND		30	
Bromobenzene	ug/kg	ND	ND		30	
Bromochloromethane	ug/kg	ND	ND		30	
Bromodichloromethane	ug/kg	ND	ND		30	
Bromoform	ug/kg	ND	ND		30	
Bromomethane	ug/kg	ND	ND		30	IK
Carbon tetrachloride	ug/kg	ND	ND		30	
Chlorobenzene	ug/kg	ND	ND		30	
Chloroethane	ug/kg	ND	ND		30	
Chloroform	ug/kg	ND	ND		30	
Chloromethane	ug/kg	ND	ND		30	v2
cis-1,2-Dichloroethene	ug/kg	ND	ND		30	
cis-1,3-Dichloropropene	ug/kg	ND	ND		30	
Dibromochloromethane	ug/kg	ND	ND		30	
Dibromomethane	ug/kg	ND	ND		30	
Dichlorodifluoromethane	ug/kg	ND	ND		30	v2
Diisopropyl ether	ug/kg	ND	ND		30	
Ethylbenzene	ug/kg	ND	ND		30	
Hexachloro-1,3-butadiene	ug/kg	ND	ND		30	
Isopropylbenzene (Cumene)	ug/kg	ND	ND		30	

Results presented on this page are in the units indicated by the "Units" column except where an alternate unit is presented to the right of the result.

REPORT OF LABORATORY ANALYSIS

This report shall not be reproduced, except in full,
without the written consent of Pace Analytical Services, LLC.

Pace Analytical Services, LLC
9800 Kincey Ave. Suite 100
Huntersville, NC 28078
(704)875-9092

QUALITY CONTROL DATA

Project: 2020-L1-2248
Pace Project No.: 92549238

SAMPLE DUPLICATE: 3328267

Parameter	Units	92548985006 Result	Dup Result	RPD	Max RPD	Qualifiers
m&p-Xylene	ug/kg	ND	ND		30	
Methyl-tert-butyl ether	ug/kg	ND	ND		30	
Methylene Chloride	ug/kg	ND	ND		30	
n-Butylbenzene	ug/kg	ND	ND		30	
n-Propylbenzene	ug/kg	ND	ND		30	
Naphthalene	ug/kg	ND	ND		30	
o-Xylene	ug/kg	ND	ND		30	
p-Isopropyltoluene	ug/kg	ND	ND		30	
sec-Butylbenzene	ug/kg	ND	ND		30	
Styrene	ug/kg	ND	ND		30	
tert-Butylbenzene	ug/kg	ND	ND		30	
Tetrachloroethene	ug/kg	ND	ND		30	
Toluene	ug/kg	ND	ND		30	
trans-1,2-Dichloroethene	ug/kg	ND	ND		30	
trans-1,3-Dichloropropene	ug/kg	ND	ND		30	
Trichloroethene	ug/kg	ND	ND		30	
Trichlorofluoromethane	ug/kg	ND	ND		30	
Vinyl acetate	ug/kg	ND	ND		30	
Vinyl chloride	ug/kg	ND	ND		30	
Xylene (Total)	ug/kg	ND	ND		30	
1,2-Dichloroethane-d4 (S)	%	93	94			
4-Bromofluorobenzene (S)	%	96	95			
Toluene-d8 (S)	%	98	98			

Results presented on this page are in the units indicated by the "Units" column except where an alternate unit is presented to the right of the result.

REPORT OF LABORATORY ANALYSIS

This report shall not be reproduced, except in full,
without the written consent of Pace Analytical Services, LLC.

Pace Analytical Services, LLC
9800 Kincey Ave. Suite 100
Huntersville, NC 28078
(704)875-9092

QUALITY CONTROL DATA

Project: 2020-L1-2248
Pace Project No.: 92549238

QC Batch: 633923
QC Batch Method: EPA 5035A/5030B
Analysis Method: EPA 8260D
Analysis Description: 8260D 5035A 5030B
Laboratory: Pace Analytical Services - Charlotte
Associated Lab Samples: 92549238005, 92549238006

METHOD BLANK: 3329466 Matrix: Solid
Associated Lab Samples: 92549238005, 92549238006

Parameter	Units	Blank Result	Reporting Limit	MDL	Analyzed	Qualifiers
1,1,1,2-Tetrachloroethane	ug/kg	ND	5.0	1.9	07/16/21 13:01	
1,1,1-Trichloroethane	ug/kg	ND	5.0	2.6	07/16/21 13:01	
1,1,2,2-Tetrachloroethane	ug/kg	ND	5.0	1.3	07/16/21 13:01	
1,1,2-Trichloroethane	ug/kg	ND	5.0	1.7	07/16/21 13:01	
1,1-Dichloroethane	ug/kg	ND	5.0	2.1	07/16/21 13:01	
1,1-Dichloroethene	ug/kg	ND	5.0	2.1	07/16/21 13:01	
1,1-Dichloropropene	ug/kg	ND	5.0	2.4	07/16/21 13:01	
1,2,3-Trichlorobenzene	ug/kg	ND	5.0	4.0	07/16/21 13:01	
1,2,3-Trichloropropane	ug/kg	ND	5.0	2.5	07/16/21 13:01	
1,2,4-Trichlorobenzene	ug/kg	ND	5.0	4.2	07/16/21 13:01	
1,2,4-Trimethylbenzene	ug/kg	ND	5.0	1.4	07/16/21 13:01	
1,2-Dibromo-3-chloropropane	ug/kg	ND	5.0	1.9	07/16/21 13:01	
1,2-Dibromoethane (EDB)	ug/kg	ND	5.0	2.2	07/16/21 13:01	
1,2-Dichlorobenzene	ug/kg	ND	5.0	1.8	07/16/21 13:01	
1,2-Dichloroethane	ug/kg	ND	5.0	3.3	07/16/21 13:01	
1,2-Dichloropropane	ug/kg	ND	5.0	1.5	07/16/21 13:01	
1,3,5-Trimethylbenzene	ug/kg	ND	5.0	1.7	07/16/21 13:01	
1,3-Dichlorobenzene	ug/kg	ND	5.0	1.6	07/16/21 13:01	
1,3-Dichloropropane	ug/kg	ND	5.0	1.6	07/16/21 13:01	
1,4-Dichlorobenzene	ug/kg	ND	5.0	1.3	07/16/21 13:01	
2,2-Dichloropropane	ug/kg	ND	5.0	1.6	07/16/21 13:01	
2-Butanone (MEK)	ug/kg	ND	100	24.0	07/16/21 13:01	
2-Chlorotoluene	ug/kg	ND	5.0	1.8	07/16/21 13:01	
2-Hexanone	ug/kg	ND	50.0	4.8	07/16/21 13:01	
4-Chlorotoluene	ug/kg	ND	5.0	0.88	07/16/21 13:01	
4-Methyl-2-pentanone (MIBK)	ug/kg	ND	50.0	4.8	07/16/21 13:01	
Acetone	ug/kg	ND	100	32.1	07/16/21 13:01	
Benzene	ug/kg	ND	5.0	2.0	07/16/21 13:01	
Bromobenzene	ug/kg	ND	5.0	1.6	07/16/21 13:01	
Bromochloromethane	ug/kg	ND	5.0	1.5	07/16/21 13:01	
Bromodichloromethane	ug/kg	ND	5.0	1.9	07/16/21 13:01	
Bromoform	ug/kg	ND	5.0	1.8	07/16/21 13:01	
Bromomethane	ug/kg	ND	10.0	7.9	07/16/21 13:01	IK
Carbon tetrachloride	ug/kg	ND	5.0	1.9	07/16/21 13:01	
Chlorobenzene	ug/kg	ND	5.0	0.96	07/16/21 13:01	
Chloroethane	ug/kg	ND	10.0	3.9	07/16/21 13:01	
Chloroform	ug/kg	ND	5.0	3.0	07/16/21 13:01	
Chloromethane	ug/kg	ND	10.0	4.2	07/16/21 13:01	
cis-1,2-Dichloroethene	ug/kg	ND	5.0	1.7	07/16/21 13:01	
cis-1,3-Dichloropropene	ug/kg	ND	5.0	1.4	07/16/21 13:01	

Results presented on this page are in the units indicated by the "Units" column except where an alternate unit is presented to the right of the result.

REPORT OF LABORATORY ANALYSIS

This report shall not be reproduced, except in full,
without the written consent of Pace Analytical Services, LLC.

Pace Analytical Services, LLC
9800 Kincey Ave. Suite 100
Huntersville, NC 28078
(704)875-9092

QUALITY CONTROL DATA

Project: 2020-L1-2248
Pace Project No.: 92549238

METHOD BLANK: 3329466 Matrix: Solid
Associated Lab Samples: 92549238005, 92549238006

Parameter	Units	Blank Result	Reporting Limit	MDL	Analyzed	Qualifiers
Dibromochloromethane	ug/kg	ND	5.0	2.8	07/16/21 13:01	
Dibromomethane	ug/kg	ND	5.0	1.1	07/16/21 13:01	
Dichlorodifluoromethane	ug/kg	ND	10.0	2.2	07/16/21 13:01	
Diisopropyl ether	ug/kg	ND	5.0	1.4	07/16/21 13:01	
Ethylbenzene	ug/kg	ND	5.0	2.3	07/16/21 13:01	
Hexachloro-1,3-butadiene	ug/kg	ND	10.0	8.2	07/16/21 13:01	
Isopropylbenzene (Cumene)	ug/kg	ND	5.0	1.7	07/16/21 13:01	
m&p-Xylene	ug/kg	ND	10.0	3.4	07/16/21 13:01	
Methyl-tert-butyl ether	ug/kg	ND	5.0	1.9	07/16/21 13:01	
Methylene Chloride	ug/kg	ND	20.0	13.7	07/16/21 13:01	
n-Butylbenzene	ug/kg	ND	5.0	2.4	07/16/21 13:01	
n-Propylbenzene	ug/kg	ND	5.0	1.8	07/16/21 13:01	
Naphthalene	ug/kg	ND	5.0	2.6	07/16/21 13:01	
o-Xylene	ug/kg	ND	5.0	2.2	07/16/21 13:01	
p-Isopropyltoluene	ug/kg	ND	5.0	2.5	07/16/21 13:01	
sec-Butylbenzene	ug/kg	ND	5.0	2.2	07/16/21 13:01	
Styrene	ug/kg	ND	5.0	1.3	07/16/21 13:01	
tert-Butylbenzene	ug/kg	ND	5.0	1.8	07/16/21 13:01	
Tetrachloroethene	ug/kg	ND	5.0	1.6	07/16/21 13:01	
Toluene	ug/kg	ND	5.0	1.4	07/16/21 13:01	
trans-1,2-Dichloroethene	ug/kg	ND	5.0	1.8	07/16/21 13:01	
trans-1,3-Dichloropropene	ug/kg	ND	5.0	1.7	07/16/21 13:01	
Trichloroethene	ug/kg	ND	5.0	1.3	07/16/21 13:01	
Trichlorofluoromethane	ug/kg	ND	5.0	2.8	07/16/21 13:01	
Vinyl acetate	ug/kg	ND	50.0	3.6	07/16/21 13:01	
Vinyl chloride	ug/kg	ND	10.0	2.5	07/16/21 13:01	
Xylene (Total)	ug/kg	ND	10.0	2.8	07/16/21 13:01	
1,2-Dichloroethane-d4 (S)	%	103	70-130		07/16/21 13:01	
4-Bromofluorobenzene (S)	%	95	69-134		07/16/21 13:01	
Toluene-d8 (S)	%	98	70-130		07/16/21 13:01	

LABORATORY CONTROL SAMPLE: 3329467

Parameter	Units	Spike Conc.	LCS Result	LCS % Rec	% Rec Limits	Qualifiers
1,1,1,2-Tetrachloroethane	ug/kg	1250	1170	94	70-130	
1,1,1-Trichloroethane	ug/kg	1250	1010	81	70-130	
1,1,2,2-Tetrachloroethane	ug/kg	1250	1090	87	70-130	
1,1,2-Trichloroethane	ug/kg	1250	1080	86	70-130	
1,1-Dichloroethane	ug/kg	1250	1130	90	70-130	
1,1-Dichloroethene	ug/kg	1250	1130	90	70-130	
1,1-Dichloropropene	ug/kg	1250	1100	88	70-130	
1,2,3-Trichlorobenzene	ug/kg	1250	1310	105	65-130	
1,2,3-Trichloropropane	ug/kg	1250	1120	90	70-130	
1,2,4-Trichlorobenzene	ug/kg	1250	1330	106	68-130	

Results presented on this page are in the units indicated by the "Units" column except where an alternate unit is presented to the right of the result.

REPORT OF LABORATORY ANALYSIS

This report shall not be reproduced, except in full,
without the written consent of Pace Analytical Services, LLC.

Pace Analytical Services, LLC
9800 Kincey Ave. Suite 100
Huntersville, NC 28078
(704)875-9092

QUALITY CONTROL DATA

Project: 2020-L1-2248
Pace Project No.: 92549238

LABORATORY CONTROL SAMPLE: 3329467

Parameter	Units	Spike Conc.	LCS Result	LCS % Rec	% Rec Limits	Qualifiers
1,2,4-Trimethylbenzene	ug/kg	1250	1250	100	70-130	
1,2-Dibromo-3-chloropropane	ug/kg	1250	1160	93	70-130	
1,2-Dibromoethane (EDB)	ug/kg	1250	1180	94	70-130	
1,2-Dichlorobenzene	ug/kg	1250	1260	101	70-130	
1,2-Dichloroethane	ug/kg	1250	1000	80	63-130	
1,2-Dichloropropane	ug/kg	1250	1140	91	70-130	
1,3,5-Trimethylbenzene	ug/kg	1250	1260	101	70-130	
1,3-Dichlorobenzene	ug/kg	1250	1250	100	70-130	
1,3-Dichloropropane	ug/kg	1250	1170	94	70-130	
1,4-Dichlorobenzene	ug/kg	1250	1270	102	70-130	
2,2-Dichloropropane	ug/kg	1250	1040	83	66-130	
2-Butanone (MEK)	ug/kg	2500	2060	82	70-130	
2-Chlorotoluene	ug/kg	1250	1290	103	70-130	
2-Hexanone	ug/kg	2500	2120	85	70-130	
4-Chlorotoluene	ug/kg	1250	1200	96	70-130	
4-Methyl-2-pentanone (MIBK)	ug/kg	2500	2110	85	70-130	
Acetone	ug/kg	2500	2090	84	69-130	
Benzene	ug/kg	1250	1150	92	70-130	
Bromobenzene	ug/kg	1250	1340	107	70-130	
Bromochloromethane	ug/kg	1250	1190	95	70-130	
Bromodichloromethane	ug/kg	1250	1010	81	69-130	
Bromoform	ug/kg	1250	1140	91	70-130	
Bromomethane	ug/kg	1250	1220	98	52-130	IK
Carbon tetrachloride	ug/kg	1250	1140	92	70-130	
Chlorobenzene	ug/kg	1250	1210	97	70-130	
Chloroethane	ug/kg	1250	1200	96	65-130	
Chloroform	ug/kg	1250	1190	95	70-130	
Chloromethane	ug/kg	1250	1040	83	55-130	
cis-1,2-Dichloroethene	ug/kg	1250	1090	87	70-130	
cis-1,3-Dichloropropene	ug/kg	1250	1150	92	70-130	
Dibromochloromethane	ug/kg	1250	1150	92	70-130	
Dibromomethane	ug/kg	1250	1220	98	70-130	
Dichlorodifluoromethane	ug/kg	1250	1140	92	45-156	
Diisopropyl ether	ug/kg	1250	1020	81	70-130	
Ethylbenzene	ug/kg	1250	1280	103	70-130	
Hexachloro-1,3-butadiene	ug/kg	1250	1350	108	66-130	
Isopropylbenzene (Cumene)	ug/kg	1250	1220	98	70-130	
m&p-Xylene	ug/kg	2500	2370	95	70-130	
Methyl-tert-butyl ether	ug/kg	1250	1060	85	70-130	
Methylene Chloride	ug/kg	1250	1130	90	65-130	
n-Butylbenzene	ug/kg	1250	1310	105	67-130	
n-Propylbenzene	ug/kg	1250	1290	103	70-130	
Naphthalene	ug/kg	1250	1200	96	70-130	
o-Xylene	ug/kg	1250	1210	97	70-130	
p-Isopropyltoluene	ug/kg	1250	1290	103	67-130	
sec-Butylbenzene	ug/kg	1250	1290	103	69-130	
Styrene	ug/kg	1250	1210	97	70-130	

Results presented on this page are in the units indicated by the "Units" column except where an alternate unit is presented to the right of the result.

REPORT OF LABORATORY ANALYSIS

This report shall not be reproduced, except in full,
without the written consent of Pace Analytical Services, LLC.

Pace Analytical Services, LLC
9800 Kincey Ave. Suite 100
Huntersville, NC 28078
(704)875-9092

QUALITY CONTROL DATA

Project: 2020-L1-2248
Pace Project No.: 92549238

LABORATORY CONTROL SAMPLE: 3329467

Parameter	Units	Spike Conc.	LCS Result	LCS % Rec	% Rec Limits	Qualifiers
tert-Butylbenzene	ug/kg	1250	1210	97	67-130	
Tetrachloroethene	ug/kg	1250	1150	92	70-130	
Toluene	ug/kg	1250	1130	90	70-130	
trans-1,2-Dichloroethene	ug/kg	1250	1140	91	70-130	
trans-1,3-Dichloropropene	ug/kg	1250	1130	91	68-130	
Trichloroethene	ug/kg	1250	1200	96	70-130	
Trichlorofluoromethane	ug/kg	1250	1080	86	70-130	
Vinyl acetate	ug/kg	2500	2290	92	70-130	
Vinyl chloride	ug/kg	1250	1140	91	61-130	
Xylene (Total)	ug/kg	3750	3590	96	70-130	
1,2-Dichloroethane-d4 (S)	%			87	70-130	
4-Bromofluorobenzene (S)	%			94	69-134	
Toluene-d8 (S)	%			98	70-130	

MATRIX SPIKE & MATRIX SPIKE DUPLICATE: 3329468 3329469

Parameter	Units	92548983003 Result	MS Spike Conc.	MSD Spike Conc.	MS Result	MSD Result	MS % Rec	MSD % Rec	% Rec Limits	RPD	Max RPD	Qual
1,1,1,2-Tetrachloroethane	ug/kg	1430J	176000	176000	177000	175000	100	98	70-131	1	30	
1,1,1-Trichloroethane	ug/kg	923J	176000	176000	159000	155000	90	87	65-133	3	30	
1,1,2,2-Tetrachloroethane	ug/kg	ND	176000	176000	163000	158000	93	90	66-130	3	30	
1,1,2-Trichloroethane	ug/kg	ND	176000	176000	161000	156000	91	89	66-133	3	30	
1,1-Dichloroethane	ug/kg	ND	176000	176000	178000	173000	101	98	65-130	3	30	
1,1-Dichloroethene	ug/kg	1100J	176000	176000	183000	175000	104	99	10-158	5	30	
1,1-Dichloropropene	ug/kg	ND	176000	176000	173000	169000	98	96	68-133	2	30	
1,2,3-Trichlorobenzene	ug/kg	ND	176000	176000	184000	172000	105	98	27-138	7	30	
1,2,3-Trichloropropane	ug/kg	ND	176000	176000	164000	161000	93	91	67-130	2	30	
1,2,4-Trichlorobenzene	ug/kg	ND	176000	176000	188000	177000	107	101	51-134	6	30	
1,2,4-Trimethylbenzene	ug/kg	348000	176000	176000	541000	519000	109	97	63-136	4	30	
1,2-Dibromo-3-chloropropane	ug/kg	ND	176000	176000	172000	171000	98	97	32-130	1	30	
1,2-Dibromoethane (EDB)	ug/kg	ND	176000	176000	175000	172000	100	98	70-130	2	30	
1,2-Dichlorobenzene	ug/kg	ND	176000	176000	189000	180000	107	102	69-130	5	30	
1,2-Dichloroethane	ug/kg	ND	176000	176000	154000	150000	87	85	59-130	2	30	
1,2-Dichloropropane	ug/kg	ND	176000	176000	179000	173000	102	98	70-130	3	30	
1,3,5-Trimethylbenzene	ug/kg	98500	176000	176000	291000	278000	109	102	65-137	5	30	
1,3-Dichlorobenzene	ug/kg	1900	176000	176000	192000	176000	108	99	70-130	9	30	
1,3-Dichloropropane	ug/kg	ND	176000	176000	177000	174000	101	99	70-130	2	30	
1,4-Dichlorobenzene	ug/kg	ND	176000	176000	187000	182000	106	104	68-130	2	30	
2,2-Dichloropropane	ug/kg	ND	176000	176000	140000	137000	80	78	32-130	3	30	
2-Butanone (MEK)	ug/kg	ND	352000	352000	331000	317000	94	90	10-136	4	30	
2-Chlorotoluene	ug/kg	ND	176000	176000	205000	196000	117	111	69-141	5	30	
2-Hexanone	ug/kg	ND	352000	352000	325000	320000	92	91	10-144	1	30	
4-Chlorotoluene	ug/kg	ND	176000	176000	187000	177000	106	101	70-132	5	30	
4-Methyl-2-pentanone (MIBK)	ug/kg	ND	352000	352000	319000	310000	91	88	25-143	3	30	

Results presented on this page are in the units indicated by the "Units" column except where an alternate unit is presented to the right of the result.

REPORT OF LABORATORY ANALYSIS

This report shall not be reproduced, except in full,
without the written consent of Pace Analytical Services, LLC.

Pace Analytical Services, LLC
9800 Kincey Ave. Suite 100
Huntersville, NC 28078
(704)875-9092

QUALITY CONTROL DATA

Project: 2020-L1-2248
Pace Project No.: 92549238

MATRIX SPIKE & MATRIX SPIKE DUPLICATE: 3329468 3329469

Parameter	Units	92548983003 Result	MS Spike Conc.	MSD Spike Conc.	MS Result	MSD Result	MS % Rec	MSD % Rec	% Rec Limits	RPD	Max RPD	Qual
Acetone	ug/kg	ND	352000	352000	350000	338000	99	96	10-130	4	30	
Benzene	ug/kg	105000	176000	176000	284000	279000	102	99	67-130	2	30	
Bromobenzene	ug/kg	ND	176000	176000	197000	192000	112	109	70-130	3	30	
Bromochloromethane	ug/kg	ND	176000	176000	181000	175000	103	100	69-134	3	30	
Bromodichloromethane	ug/kg	ND	176000	176000	151000	148000	86	84	64-130	2	30	
Bromoform	ug/kg	ND	176000	176000	156000	156000	89	89	62-130	0	30	
Bromomethane	ug/kg	ND	176000	176000	216000	198000	123	112	20-176	9	30	IK
Carbon tetrachloride	ug/kg	ND	176000	176000	171000	170000	97	97	65-140	1	30	
Chlorobenzene	ug/kg	ND	176000	176000	190000	186000	108	106	70-130	2	30	
Chloroethane	ug/kg	ND	176000	176000	200000	189000	114	107	10-130	6	30	
Chloroform	ug/kg	ND	176000	176000	184000	180000	105	103	63-130	2	30	
Chloromethane	ug/kg	ND	176000	176000	177000	167000	101	95	58-130	6	30	
cis-1,2-Dichloroethene	ug/kg	1970	176000	176000	170000	165000	95	93	66-130	3	30	
cis-1,3-Dichloropropene	ug/kg	ND	176000	176000	164000	162000	93	92	67-130	1	30	
Dibromochloromethane	ug/kg	ND	176000	176000	166000	166000	94	94	67-130	0	30	
Dibromomethane	ug/kg	ND	176000	176000	177000	173000	100	98	63-131	2	30	
Dichlorodifluoromethane	ug/kg	ND	176000	176000	185000	174000	105	99	44-180	6	30	
Diisopropyl ether	ug/kg	4940	176000	176000	157000	153000	86	84	63-130	2	30	
Ethylbenzene	ug/kg	260000	176000	176000	464000	453000	116	110	66-130	2	30	
Hexachloro-1,3-butadiene	ug/kg	ND	176000	176000	195000	184000	111	104	64-150	6	30	
Isopropylbenzene (Cumene)	ug/kg	18600	176000	176000	205000	199000	106	102	69-135	3	30	
m&p-Xylene	ug/kg	923000	352000	352000	1290000	1270000	104	98	60-133	2	30	
Methyl-tert-butyl ether	ug/kg	ND	176000	176000	158000	154000	90	87	65-130	3	30	
Methylene Chloride	ug/kg	107000	176000	176000	282000	257000	99	85	61-130	9	30	
n-Butylbenzene	ug/kg	17900	176000	176000	241000	204000	127	106	65-140	17	30	
n-Propylbenzene	ug/kg	64500	176000	176000	250000	253000	105	107	67-140	1	30	
Naphthalene	ug/kg	42300	176000	176000	217000	210000	99	95	15-145	4	30	
o-Xylene	ug/kg	379000	176000	176000	567000	560000	107	103	66-133	1	30	
p-Isopropyltoluene	ug/kg	16100	176000	176000	209000	196000	110	102	56-147	7	30	
sec-Butylbenzene	ug/kg	ND	176000	176000	201000	190000	114	108	65-139	5	30	
Styrene	ug/kg	ND	176000	176000	191000	187000	109	106	70-132	2	30	
tert-Butylbenzene	ug/kg	ND	176000	176000	181000	175000	103	100	62-135	3	30	
Tetrachloroethene	ug/kg	1330J	176000	176000	177000	172000	100	97	70-135	3	30	
Toluene	ug/kg	985000	176000	176000	1170000	1150000	104	94	67-130	2	30	
trans-1,2-Dichloroethene	ug/kg	1720J	176000	176000	179000	174000	101	98	69-130	3	30	
trans-1,3-Dichloropropene	ug/kg	ND	176000	176000	157000	155000	89	88	62-130	1	30	
Trichloroethene	ug/kg	1610J	176000	176000	187000	181000	105	102	70-135	3	30	
Trichlorofluoromethane	ug/kg	ND	176000	176000	172000	166000	98	94	10-130	3	30	
Vinyl acetate	ug/kg	1840J	352000	352000	335000	325000	95	92	53-130	3	30	
Vinyl chloride	ug/kg	ND	176000	176000	188000	180000	107	102	61-148	4	30	
Xylene (Total)	ug/kg	1300000	528000	528000	1860000	1830000	105	99	63-132	2	30	
1,2-Dichloroethane-d4 (S)	%						95	94	70-130			
4-Bromofluorobenzene (S)	%						94	95	69-134			
Toluene-d8 (S)	%						98	98	70-130			

Results presented on this page are in the units indicated by the "Units" column except where an alternate unit is presented to the right of the result.

REPORT OF LABORATORY ANALYSIS

This report shall not be reproduced, except in full,
without the written consent of Pace Analytical Services, LLC.

Pace Analytical Services, LLC
9800 Kincey Ave. Suite 100
Huntersville, NC 28078
(704)875-9092

QUALITY CONTROL DATA

Project: 2020-L1-2248
Pace Project No.: 92549238

QC Batch: 633142
QC Batch Method: SW-846
Analysis Method: SW-846
Analysis Description: Dry Weight/Percent Moisture
Laboratory: Pace Analytical Services - Charlotte
Associated Lab Samples: 92549238001, 92549238002, 92549238003, 92549238004, 92549238005, 92549238006, 92549238007, 92549238008, 92549238009, 92549238010, 92549238011

SAMPLE DUPLICATE: 3325849

Parameter	Units	92549245001 Result	Dup Result	RPD	Max RPD	Qualifiers
Percent Moisture	%	10.7	10.6	1	25	N2

SAMPLE DUPLICATE: 3325850

Parameter	Units	92549226003 Result	Dup Result	RPD	Max RPD	Qualifiers
Percent Moisture	%	24.8	23.6	5	25	N2

Results presented on this page are in the units indicated by the "Units" column except where an alternate unit is presented to the right of the result.

REPORT OF LABORATORY ANALYSIS

This report shall not be reproduced, except in full,
without the written consent of Pace Analytical Services, LLC.

Pace Analytical Services, LLC
9800 Kincey Ave. Suite 100
Huntersville, NC 28078
(704)875-9092

QUALIFIERS

Project: 2020-L1-2248
Pace Project No.: 92549238

DEFINITIONS

DF - Dilution Factor, if reported, represents the factor applied to the reported data due to dilution of the sample aliquot.

ND - Not Detected at or above adjusted reporting limit.

TNTC - Too Numerous To Count

J - Estimated concentration above the adjusted method detection limit and below the adjusted reporting limit.

MDL - Adjusted Method Detection Limit.

PQL - Practical Quantitation Limit.

RL - Reporting Limit - The lowest concentration value that meets project requirements for quantitative data with known precision and bias for a specific analyte in a specific matrix.

S - Surrogate

1,2-Diphenylhydrazine decomposes to and cannot be separated from Azobenzene using Method 8270. The result for each analyte is a combined concentration.

Consistent with EPA guidelines, unrounded data are displayed and have been used to calculate % recovery and RPD values.

LCS(D) - Laboratory Control Sample (Duplicate)

MS(D) - Matrix Spike (Duplicate)

DUP - Sample Duplicate

RPD - Relative Percent Difference

NC - Not Calculable.

SG - Silica Gel - Clean-Up

U - Indicates the compound was analyzed for, but not detected.

Acid preservation may not be appropriate for 2 Chloroethylvinyl ether.

A separate vial preserved to a pH of 4-5 is recommended in SW846 Chapter 4 for the analysis of Acrolein and Acrylonitrile by EPA Method 8260.

N-Nitrosodiphenylamine decomposes and cannot be separated from Diphenylamine using Method 8270. The result reported for each analyte is a combined concentration.

Pace Analytical is TNI accredited. Contact your Pace PM for the current list of accredited analytes.

TNI - The NELAC Institute.

ANALYTE QUALIFIERS

IK	The recalculated concentration of the calibration standard(s) did not meet method acceptance criteria; this result should be considered an estimated value.
M1	Matrix spike recovery exceeded QC limits. Batch accepted based on laboratory control sample (LCS) recovery.
N2	The lab does not hold NELAC/TNI accreditation for this parameter but other accreditations/certifications may apply. A complete list of accreditations/certifications is available upon request.
S5	Surrogate recovery outside control limits due to matrix interferences (not confirmed by re-analysis).
v2	The continuing calibration verification was below the method acceptance limit. The analyte was not detected in the associated samples and the sensitivity of the instrument was verified with a reporting limit check standard.
v3	The continuing calibration verification was below the method acceptance limit. Any detection for the analyte in the associated samples may have low bias.

This report shall not be reproduced, except in full,
without the written consent of Pace Analytical Services, LLC.

Pace Analytical Services, LLC
9800 Kincey Ave. Suite 100
Huntersville, NC 28078
(704)875-9092

QUALITY CONTROL DATA CROSS REFERENCE TABLE

Project: 2020-L1-2248
Pace Project No.: 92549238

Lab ID	Sample ID	QC Batch Method	QC Batch	Analytical Method	Analytical Batch
92549238001	**AD 9 (0-2')**	MADEP VPH	634112	MADEP VPH	634173
92549238002	**AD 9 (26-28')**	MADEP VPH	634112	MADEP VPH	634173
92549238003	**AF 9 (0-2')**	MADEP VPH	634112	MADEP VPH	634173
92549238004	**AF 9 (18-20')**	MADEP VPH	634112	MADEP VPH	634173
92549238005	**AF 9 (28-30')**	MADEP VPH	634112	MADEP VPH	634173
92549238006	**AF 8 (0-2')**	MADEP VPH	634112	MADEP VPH	634173
92549238007	**AF 8 (16-18')**	MADEP VPH	634112	MADEP VPH	634173
92549238008	**AF 8 (36-38')**	MADEP VPH	634112	MADEP VPH	634173
92549238009	**AF 7 (0-2')**	MADEP VPH	634112	MADEP VPH	634173
92549238010	**AF 7 (22-24')**	MADEP VPH	634270	MADEP VPH	634292
92549238011	**AF 7 (38-40')**	MADEP VPH	634112	MADEP VPH	634173
92549238001	**AD 9 (0-2')**	EPA 5035A/5030B	633669	EPA 8260D	633677
92549238002	**AD 9 (26-28')**	EPA 5035A/5030B	633669	EPA 8260D	633677
92549238003	**AF 9 (0-2')**	EPA 5035A/5030B	633669	EPA 8260D	633677
92549238004	**AF 9 (18-20')**	EPA 5035A/5030B	633669	EPA 8260D	633677
92549238005	**AF 9 (28-30')**	EPA 5035A/5030B	633923	EPA 8260D	633935
92549238006	**AF 8 (0-2')**	EPA 5035A/5030B	633923	EPA 8260D	633935
92549238007	**AF 8 (16-18')**	EPA 5035A/5030B	633669	EPA 8260D	633677
92549238008	**AF 8 (36-38')**	EPA 5035A/5030B	633669	EPA 8260D	633677
92549238009	**AF 7 (0-2')**	EPA 5035A/5030B	633669	EPA 8260D	633677
92549238010	**AF 7 (22-24')**	EPA 5035A/5030B	633669	EPA 8260D	633677
92549238011	**AF 7 (38-40')**	EPA 5035A/5030B	633669	EPA 8260D	633677
92549238001	**AD 9 (0-2')**	SW-846	633142		
92549238002	**AD 9 (26-28')**	SW-846	633142		
92549238003	**AF 9 (0-2')**	SW-846	633142		
92549238004	**AF 9 (18-20')**	SW-846	633142		
92549238005	**AF 9 (28-30')**	SW-846	633142		
92549238006	**AF 8 (0-2')**	SW-846	633142		
92549238007	**AF 8 (16-18')**	SW-846	633142		
92549238008	**AF 8 (36-38')**	SW-846	633142		
92549238009	**AF 7 (0-2')**	SW-846	633142		
92549238010	**AF 7 (22-24')**	SW-846	633142		
92549238011	**AF 7 (38-40')**	SW-846	633142		

REPORT OF LABORATORY ANALYSIS

This report shall not be reproduced, except in full,
without the written consent of Pace Analytical Services, LLC.

CHAIN-OF-CUSTODY Analytical Request Document

Pace Analytical

Chain-of-Custody is a LEGAL DOCUMENT - Complete all relevent fields

WO# : 92549238

92549238

Company: Apex Companies	Billing Information:
Address: 5900 Northwoods Bus. Pkwy, Ste O	
Report To: Andrew Street	Email To: Andrew.Street@apexcos.com
Copy To: tom.naumann@apexcos.com	Site Collection Info/Address: Huntersville-Concord Rd.
Customer Project Name/Number:	State: NC County/City: Huntersville Time Zone Collected: [ ] PT [ ] MT [ ] CT [X] ET
Phone: Email:	Site/Facility ID #: Compliance Monitoring? [ ] Yes [ ] No
Collected By (print): Jamie Humphrey	Purchase Order #: Quote #: 2020-LI-2248 DW PWS ID #: DW Location Code:
Collected By (signature):	Turnaround Date Required: Standard Immediately Packed on Ice: [X] Yes [ ] No
Sample Disposal: [X] Dispose as appropriate [ ] Return [ ] Archive: [ ] Hold:	Rush: [ ] Same Day [ ] Next Day [ ] 2 Day [ ] 3 Day [ ] 4 Day [ ] 5 Day (Expedite Charges Apply) Field Filtered (if applicable): [ ] Yes [ ] No Analysis:

* Matrix Codes (Insert in Matrix box below): Drinking Water (DW), Ground Water (GW), Wastewater (WW), Product (P), Soil/Solid (SL), Oil (OL), Wipe (WP), Air (AR), Tissue (TS), Bioassay (B), Vapor (V), Other (OT)

Customer Sample ID	Matrix *	Comp / Grab	Collected (or Composite Start) Date	Collected (or Composite Start) Time	Composite End Date	Composite End Time	Res Cl	# of Ctns	Analyses: VOCs by 8260D MADEP VPH	Lab Sample # / Comments
AD9 (0-2')	SL	G	07-12-21	1650				3	XXX	92549238 001
AD9 (26-28')	SL	G	07-12-21	1655				3	XXX	002
AF9 (0-2')	SL	G	07-12-21	1700				3	XXX	003
AF9 (18-20')	SL	G	07-12-21	1705				3	XXX	004
AF9 (28-30')	SL	G	07-12-21	1710				3	XXX	005
AF8 (0-2')	SL	G	07-12-21	1715				3	XXX	006
AF8 (16-18')	SL	G	07-12-21	1720				3	XXX	007
AF8 (36-38')	SL	G	07-12-21	1725				3	XXX	008
AF7 (0-2')	SL	G	07-12-21	1730				3	XXX	009
AF7 (22-24')	SL	G	07-12-21	1735				3	XXX	010

** Preservative Types: (1) nitric acid, (2) sulfuric acid, (3) hydrochloric acid, (4) sodium hydroxide, (5) zinc acetate, (6) methanol, (7) sodium bisulfate, (8) sodium thiosulfate, (9) hexane, (A) ascorbic acid, (B) ammonium sulfate, (C) ammonium hydroxide, (D) TSP, (U) Unpreserved, (O) Other

Lab Profile/Line:

Lab Sample Receipt Checklist:

Custody Seals Present/Intact	Y N NA
Custody Signatures Present	Y N NA
Collector Signature Present	Y N NA
Bottles Intact	Y N NA
Correct Bottles	Y N NA
Sufficient Volume	Y N NA
Samples Received on Ice	Y N NA
VOA - Headspace Acceptable	Y N NA
USDA Regulated Soils	Y N NA
Samples in Holding Time	Y N NA
Residual Chlorine Present	Y N NA
Cl Strips:	
Sample pH Acceptable	Y N NA
pH Strips:	
Sulfide Present	Y N NA
Lead Acetate Strips:	

LAB USE ONLY:

Customer Remarks / Special Conditions / Possible Hazards:

Type of Ice Used: (Wet) Blue Dry None

Packing Material Used: none

Radchem sample(s) screened (<500 cpm): Y (N) NA

SHORT HOLDS PRESENT (<72 hours): Y (N) N/A

Lab Tracking #: 2632901

Samples received via: FEDEX UPS Client Courier (Pace Courier)

Lab Sample Temperature Info:

Temp Blank Received: Y (N) NA

Therm ID#: 92T064

Cooler 1 Temp Upon Receipt: 0.5 oC

Cooler 1 Therm Corr. Factor: -.1 oC

Cooler 1 Corrected Temp: 0.4 oC

Comments:

Relinquished by/Company: (Signature)	Date/Time: 07-12-21/1745	Received by/Company: (Signature)	Date/Time: 7/13 1230
Relinquished by/Company: (Signature)	Date/Time: 7/13 1400	Received by/Company: (Signature) Jake Whitman Pace MV1	Date/Time: 7-13-21 1400
Relinquished by/Company: (Signature)	Date/Time:	Received by/Company: (Signature)	Date/Time:

MTJL LAB USE ONLY

Table #:

Acctnum:

Template:

Prelogin:

PM:

PB:

Trip Blank Received: Y (N) NA

HCL MeOH TSP Other

Non Conformance(s): YES / (NO)

Page: 1 of: 2

Pace Analytical

Sample Condition Upon Receipt

Document No.: F-CAR-CS-033-Rev.07

Issuing Authority: Pace Carolinas Quality Office

Project

WO#: 92549238

PM: AMB Due Date: 07/20/21

CLIENT: 92-APEX MOOR

*Check mark top half of box if pH and/or dechlorination is verified and within the acceptance range for preservation samples.

Exceptions: VOA, Coliform, TOC, Oil and Grease, DRO/8015 (water) DOC, LLHg

**Bottom half of box is to list number of bottles

Item#	BP4U-125 mL Plastic Unpreserved (N/A) (Cl-)	BP3U-250 mL Plastic Unpreserved (N/A)	BP2U-500 mL Plastic Unpreserved (N/A)	BP1U-1 liter Plastic Unpreserved (N/A)	BP4S-125 mL Plastic H2SO4 (pH < 2) (Cl-)	BP3N-250 mL plastic HNO3 (pH < 2)	BP4Z-125 mL Plastic ZN Acetate & NaOH (>9)	BP4C-125 mL Plastic NaOH (pH > 12) (Cl-)	WGFU-Wide-mouthed Glass jar Unpreserved	AG1U-1 liter Amber Unpreserved (N/A) (Cl-)	AG1H-1 liter Amber HCl (pH < 2)	AG3U-250 mL Amber Unpreserved (N/A) (Cl-)	AG1S-1 liter Amber H2SO4 (pH < 2)	AG3S-250 mL Amber H2SO4 (pH < 2)	AG3A(DG3A)-250 mL Amber NH4Cl (N/A)(Cl-)	DG9H-40 mL VOA HCl (N/A)	VG9T-40 mL VOA Na2S2O3 (N/A)	VG9U-40 mL VOA Unp (N/A)	DG9P-40 mL VOA H3PO4 (N/A)	VOAK (6 vials per kit)-5035 kit (N/A)	V/GK (3 vials per kit)-VPH/Gas kit (N/A)	SP5T-125 mL Sterile Plastic (N/A - lab)	SP2T-250 mL Sterile Plastic (N/A - lab)		BP3A-250 mL Plastic (NH2)2SO4 (9.3-9.7)	AG0U-100 mL Amber Unpreserved vials (N/A)	VSGU-20 mL Scintillation vials (N/A)	DG9U-40 mL Amber Unpreserved vials (N/A)
1																						3						
2																						3						
3																						3						
4																						3						
5																						3						
6																						3						
7																						3						
8																						3						
9																						3						
10																						3						
11																												
12																												

pH Adjustment Log for Preserved Samples

Sample ID	Type of Preservative	pH upon receipt	Date preservation adjusted	Time preservation adjusted	Amount of Preservative added	Lot #

Note: Whenever there is a discrepancy affecting North Carolina compliance samples, a copy of this form will be sent to the North Carolina DEHNR Certification Office (i.e. Out of hold, incorrect preservative, out of temp, incorrect containers.

Pace Analytical Services, LLC
9800 Kincey Ave. Suite 100
Huntersville, NC 28078
(704)875-9092

July 21, 2021

Andrew Street
Apex Companies - NC
5900 Northwoods Business Pkwy
Suite 5900-0
Charlotte, NC 28269

RE: Project: 2020-L1-2448
Pace Project No.: 92549416

Dear Andrew Street:

Enclosed are the analytical results for sample(s) received by the laboratory on July 14, 2021. The results relate only to the samples included in this report. Results reported herein conform to the applicable TNI/NELAC Standards and the laboratory's Quality Manual, where applicable, unless otherwise noted in the body of the report.

The test results provided in this final report were generated by each of the following laboratories within the Pace Network:

- Pace Analytical Services - Charlotte

If you have any questions concerning this report, please feel free to contact me.

Sincerely,

Angela M. Baioni

Angela Baioni
angela.baioni@pacelabs.com
(704)875-9092
Project Manager

Enclosures

cc: J Culbreath, Colonial Pipeline Company
Naomi Fretz, APEX Companies, LLC
Robert Hughes, Colonial Pipeline
Cameron Lee, Montrose-EPS
Jamie Moran, APEX Companies, LLC
Jeff Morrison, Colonial Pipeline Company
Tom Naumann, APEX Companies - NC
Joe Nicolette, Montrose-EPS
Christopher Schultz, Apex Companies
Matt Teixeira, Apex Companies, LLC
Michael Verdon, Colonial Pipeline Company
JM Wyatt, Colonial Pipeline Company

REPORT OF LABORATORY ANALYSIS

This report shall not be reproduced, except in full,
without the written consent of Pace Analytical Services, LLC.

Pace Analytical Services, LLC
9800 Kincey Ave. Suite 100
Huntersville, NC 28078
(704)875-9092

CERTIFICATIONS

Project: 2020-L1-2448
Pace Project No.: 92549416

Pace Analytical Services Charlotte
9800 Kincey Ave. Ste 100, Huntersville, NC 28078
Louisiana/NELAP Certification # LA170028
North Carolina Drinking Water Certification #: 37706
North Carolina Field Services Certification #: 5342
North Carolina Wastewater Certification #: 12
South Carolina Certification #: 99006001
Florida/NELAP Certification #: E87627
Kentucky UST Certification #: 84
Virginia/VELAP Certification #: 460221

REPORT OF LABORATORY ANALYSIS

This report shall not be reproduced, except in full,
without the written consent of Pace Analytical Services, LLC.

Pace Analytical Services, LLC
9800 Kincey Ave. Suite 100
Huntersville, NC 28078
(704)875-9092

SAMPLE SUMMARY

Project: 2020-L1-2448
Pace Project No.: 92549416

Lab ID	Sample ID	Matrix	Date Collected	Date Received
92549416001	**AF6 (0-2')**	Solid	07/13/21 08:55	07/14/21 11:25
92549416002	**AF6 (22-24')**	Solid	07/13/21 09:00	07/14/21 11:25
92549416003	**AF6 (40-41')**	Solid	07/13/21 09:05	07/14/21 11:25
92549416004	**AF5 (0-2')**	Solid	07/13/21 10:00	07/14/21 11:25
92549416005	**AF5 (14-16')**	Solid	07/13/21 10:05	07/14/21 11:25
92549416006	**AF5 (32-34')**	Solid	07/13/21 10:10	07/14/21 11:25
92549416007	**AF4 (0-2')**	Solid	07/13/21 11:00	07/14/21 11:25
92549416008	**AF4 (10-12')**	Solid	07/13/21 11:05	07/14/21 11:25
92549416009	**AF4 (34-35')**	Solid	07/13/21 11:10	07/14/21 11:25
92549416010	**AF3 (0-2')**	Solid	07/13/21 14:15	07/14/21 11:25
92549416011	**AF3 (10-12')**	Solid	07/13/21 14:20	07/14/21 11:25
92549416012	**AF3 (32-34')**	Solid	07/13/21 14:25	07/14/21 11:25
92549416013	**AF2 (0-2')**	Solid	07/13/21 15:15	07/14/21 11:25
92549416014	**AF2 (10-12')**	Solid	07/13/21 15:20	07/14/21 11:25
92549416015	**AF2 (24-26')**	Solid	07/13/21 15:25	07/14/21 11:25
92549416016	**AF1 (0-2')**	Solid	07/13/21 16:25	07/14/21 11:25
92549416017	**AF1 (14-16')**	Solid	07/13/21 16:30	07/14/21 11:25
92549416018	**AF1 (28-30')**	Solid	07/13/21 16:35	07/14/21 11:25

REPORT OF LABORATORY ANALYSIS

This report shall not be reproduced, except in full,
without the written consent of Pace Analytical Services, LLC.

Pace Analytical Services, LLC
9800 Kincey Ave. Suite 100
Huntersville, NC 28078
(704)875-9092

SAMPLE ANALYTE COUNT

Project: 2020-L1-2448
Pace Project No.: 92549416

Lab ID	Sample ID	Method	Analysts	Analytes Reported	Laboratory
92549416001	**AF6 (0-2')**	MADEP VPH	MAD	6	PASI-C
		EPA 8260D	SAS	70	PASI-C
		SW-846	KDF	1	PASI-C
92549416002	**AF6 (22-24')**	MADEP VPH	MAD	6	PASI-C
		EPA 8260D	SAS	70	PASI-C
		SW-846	KDF	1	PASI-C
92549416003	**AF6 (40-41')**	MADEP VPH	MAD	6	PASI-C
		EPA 8260D	SAS	70	PASI-C
		SW-846	KDF	1	PASI-C
92549416004	**AF5 (0-2')**	MADEP VPH	MAD	6	PASI-C
		EPA 8260D	SAS	70	PASI-C
		SW-846	KDF	1	PASI-C
92549416005	**AF5 (14-16')**	MADEP VPH	MAD	6	PASI-C
		EPA 8260D	SAS	70	PASI-C
		SW-846	KDF	1	PASI-C
92549416006	**AF5 (32-34')**	MADEP VPH	MAD	6	PASI-C
		EPA 8260D	SAS	70	PASI-C
		SW-846	KDF	1	PASI-C
92549416007	**AF4 (0-2')**	MADEP VPH	MAD	6	PASI-C
		EPA 8260D	SAS	70	PASI-C
		SW-846	KDF	1	PASI-C
92549416008	**AF4 (10-12')**	MADEP VPH	MAD	6	PASI-C
		EPA 8260D	SAS	70	PASI-C
		SW-846	KDF	1	PASI-C
92549416009	**AF4 (34-35')**	MADEP VPH	MAD	6	PASI-C
		EPA 8260D	SAS	70	PASI-C
		SW-846	KDF	1	PASI-C
92549416010	**AF3 (0-2')**	MADEP VPH	MAD	6	PASI-C
		EPA 8260D	SAS	70	PASI-C
		SW-846	KDF	1	PASI-C
92549416011	**AF3 (10-12')**	MADEP VPH	MAD	6	PASI-C
		EPA 8260D	SAS	70	PASI-C
		SW-846	KDF	1	PASI-C
92549416012	**AF3 (32-34')**	MADEP VPH	MAD	6	PASI-C
		EPA 8260D	SAS	70	PASI-C
		SW-846	KDF	1	PASI-C
92549416013	**AF2 (0-2')**	MADEP VPH	MAD	6	PASI-C

This report shall not be reproduced, except in full,
without the written consent of Pace Analytical Services, LLC.

Pace Analytical Services, LLC
9800 Kincey Ave. Suite 100
Huntersville, NC 28078
(704)875-9092

SAMPLE ANALYTE COUNT

Project: 2020-L1-2448
Pace Project No.: 92549416

Lab ID	Sample ID	Method	Analysts	Analytes Reported	Laboratory
		EPA 8260D	SAS	70	PASI-C
		SW-846	KDF	1	PASI-C
92549416014	**AF2 (10-12')**	MADEP VPH	MAD	6	PASI-C
		EPA 8260D	SAS	70	PASI-C
		SW-846	KDF	1	PASI-C
92549416015	**AF2 (24-26')**	MADEP VPH	MAD	6	PASI-C
		EPA 8260D	SAS	70	PASI-C
		SW-846	KDF	1	PASI-C
92549416016	**AF1 (0-2')**	MADEP VPH	MAD	6	PASI-C
		EPA 8260D	SAS	70	PASI-C
		SW-846	KDF	1	PASI-C
92549416017	**AF1 (14-16')**	MADEP VPH	MAD	6	PASI-C
		EPA 8260D	SAS	70	PASI-C
		SW-846	KDF	1	PASI-C
92549416018	**AF1 (28-30')**	MADEP VPH	MAD	6	PASI-C
		EPA 8260D	SAS	70	PASI-C
		SW-846	KDF	1	PASI-C

PASI-C = Pace Analytical Services - Charlotte

This report shall not be reproduced, except in full,
without the written consent of Pace Analytical Services, LLC.

Pace Analytical Services, LLC
9800 Kincey Ave. Suite 100
Huntersville, NC 28078
(704)875-9092

ANALYTICAL RESULTS

Project: 2020-L1-2448
Pace Project No.: 92549416

Sample: AF6 (0-2') **Lab ID: 92549416001** Collected: 07/13/21 08:55 Received: 07/14/21 11:25 Matrix: Solid

Results reported on a "dry weight" basis and are adjusted for percent moisture, sample size and any dilutions.

Parameters	Results	Units	Report Limit	MDL	DF	Prepared	Analyzed	CAS No.	Qual
VPH NC Soil	Analytical Method: MADEP VPH Preparation Method: MADEP VPH Pace Analytical Services - Charlotte								
Total VPH (C5-C12)	ND	mg/kg	3.9	3.9	1	07/19/21 12:40	07/19/21 20:08		N2
Aliphatic (C05-C08)	ND	mg/kg	3.9	3.9	1	07/19/21 12:40	07/19/21 20:08		N2
Aliphatic(C09-C12) Adjusted	ND	mg/kg	3.9	3.9	1	07/19/21 12:40	07/19/21 20:08		N2
Aromatic (C09-C10)	ND	mg/kg	3.9	3.9	1	07/19/21 12:40	07/19/21 20:08		N2
Surrogates									
4-Bromofluorobenzene (FID) (S)	98	%	70-130		1	07/19/21 12:40	07/19/21 20:08	460-00-4	
4-Bromofluorobenzene (PID) (S)	91	%	70-130		1	07/19/21 12:40	07/19/21 20:08	460-00-4	
8260D/5035A/5030B Volatiles	Analytical Method: EPA 8260D Preparation Method: EPA 5035A/5030B Pace Analytical Services - Charlotte								
Acetone	ND	ug/kg	141	45.3	1	07/16/21 13:24	07/17/21 05:39	67-64-1	
Benzene	ND	ug/kg	7.1	2.8	1	07/16/21 13:24	07/17/21 05:39	71-43-2	
Bromobenzene	ND	ug/kg	7.1	2.3	1	07/16/21 13:24	07/17/21 05:39	108-86-1	
Bromochloromethane	ND	ug/kg	7.1	2.1	1	07/16/21 13:24	07/17/21 05:39	74-97-5	
Bromodichloromethane	ND	ug/kg	7.1	2.7	1	07/16/21 13:24	07/17/21 05:39	75-27-4	v2
Bromoform	ND	ug/kg	7.1	2.5	1	07/16/21 13:24	07/17/21 05:39	75-25-2	
Bromomethane	ND	ug/kg	14.1	11.1	1	07/16/21 13:24	07/17/21 05:39	74-83-9	IK
2-Butanone (MEK)	ND	ug/kg	141	33.8	1	07/16/21 13:24	07/17/21 05:39	78-93-3	
n-Butylbenzene	ND	ug/kg	7.1	3.3	1	07/16/21 13:24	07/17/21 05:39	104-51-8	
sec-Butylbenzene	ND	ug/kg	7.1	3.1	1	07/16/21 13:24	07/17/21 05:39	135-98-8	
tert-Butylbenzene	ND	ug/kg	7.1	2.5	1	07/16/21 13:24	07/17/21 05:39	98-06-6	
Carbon tetrachloride	ND	ug/kg	7.1	2.6	1	07/16/21 13:24	07/17/21 05:39	56-23-5	
Chlorobenzene	ND	ug/kg	7.1	1.4	1	07/16/21 13:24	07/17/21 05:39	108-90-7	
Chloroethane	ND	ug/kg	14.1	5.4	1	07/16/21 13:24	07/17/21 05:39	75-00-3	v2
Chloroform	ND	ug/kg	7.1	4.3	1	07/16/21 13:24	07/17/21 05:39	67-66-3	
Chloromethane	ND	ug/kg	14.1	5.9	1	07/16/21 13:24	07/17/21 05:39	74-87-3	v2
2-Chlorotoluene	ND	ug/kg	7.1	2.5	1	07/16/21 13:24	07/17/21 05:39	95-49-8	
4-Chlorotoluene	ND	ug/kg	7.1	1.2	1	07/16/21 13:24	07/17/21 05:39	106-43-4	
1,2-Dibromo-3-chloropropane	ND	ug/kg	7.1	2.7	1	07/16/21 13:24	07/17/21 05:39	96-12-8	
Dibromochloromethane	ND	ug/kg	7.1	4.0	1	07/16/21 13:24	07/17/21 05:39	124-48-1	
1,2-Dibromoethane (EDB)	ND	ug/kg	7.1	3.1	1	07/16/21 13:24	07/17/21 05:39	106-93-4	
Dibromomethane	ND	ug/kg	7.1	1.5	1	07/16/21 13:24	07/17/21 05:39	74-95-3	
1,2-Dichlorobenzene	ND	ug/kg	7.1	2.5	1	07/16/21 13:24	07/17/21 05:39	95-50-1	
1,3-Dichlorobenzene	ND	ug/kg	7.1	2.2	1	07/16/21 13:24	07/17/21 05:39	541-73-1	
1,4-Dichlorobenzene	ND	ug/kg	7.1	1.8	1	07/16/21 13:24	07/17/21 05:39	106-46-7	
Dichlorodifluoromethane	ND	ug/kg	14.1	3.1	1	07/16/21 13:24	07/17/21 05:39	75-71-8	v2
1,1-Dichloroethane	ND	ug/kg	7.1	2.9	1	07/16/21 13:24	07/17/21 05:39	75-34-3	
1,2-Dichloroethane	ND	ug/kg	7.1	4.7	1	07/16/21 13:24	07/17/21 05:39	107-06-2	v2
1,1-Dichloroethene	ND	ug/kg	7.1	2.9	1	07/16/21 13:24	07/17/21 05:39	75-35-4	
cis-1,2-Dichloroethene	ND	ug/kg	7.1	2.4	1	07/16/21 13:24	07/17/21 05:39	156-59-2	
trans-1,2-Dichloroethene	ND	ug/kg	7.1	2.5	1	07/16/21 13:24	07/17/21 05:39	156-60-5	
1,2-Dichloropropane	ND	ug/kg	7.1	2.1	1	07/16/21 13:24	07/17/21 05:39	78-87-5	
1,3-Dichloropropane	ND	ug/kg	7.1	2.2	1	07/16/21 13:24	07/17/21 05:39	142-28-9	
2,2-Dichloropropane	ND	ug/kg	7.1	2.3	1	07/16/21 13:24	07/17/21 05:39	594-20-7	v2

REPORT OF LABORATORY ANALYSIS

This report shall not be reproduced, except in full,
without the written consent of Pace Analytical Services, LLC.

Pace Analytical Services, LLC
9800 Kincey Ave. Suite 100
Huntersville, NC 28078
(704)875-9092

ANALYTICAL RESULTS

Project: 2020-L1-2448
Pace Project No.: 92549416

Sample: AF6 (0-2') **Lab ID: 92549416001** Collected: 07/13/21 08:55 Received: 07/14/21 11:25 Matrix: Solid

Results reported on a "dry weight" basis and are adjusted for percent moisture, sample size and any dilutions.

Parameters	Results	Units	Report Limit	MDL	DF	Prepared	Analyzed	CAS No.	Qual
8260D/5035A/5030B Volatiles	Analytical Method: EPA 8260D Preparation Method: EPA 5035A/5030B Pace Analytical Services - Charlotte								
1,1-Dichloropropene	ND	ug/kg	7.1	3.4	1	07/16/21 13:24	07/17/21 05:39	563-58-6	
cis-1,3-Dichloropropene	ND	ug/kg	7.1	1.9	1	07/16/21 13:24	07/17/21 05:39	10061-01-5	
trans-1,3-Dichloropropene	ND	ug/kg	7.1	2.4	1	07/16/21 13:24	07/17/21 05:39	10061-02-6	
Diisopropyl ether	ND	ug/kg	7.1	1.9	1	07/16/21 13:24	07/17/21 05:39	108-20-3	
Ethylbenzene	ND	ug/kg	7.1	3.3	1	07/16/21 13:24	07/17/21 05:39	100-41-4	
Hexachloro-1,3-butadiene	ND	ug/kg	14.1	11.5	1	07/16/21 13:24	07/17/21 05:39	87-68-3	
2-Hexanone	ND	ug/kg	70.5	6.8	1	07/16/21 13:24	07/17/21 05:39	591-78-6	
Isopropylbenzene (Cumene)	ND	ug/kg	7.1	2.4	1	07/16/21 13:24	07/17/21 05:39	98-82-8	
p-Isopropyltoluene	**4.8J**	ug/kg	7.1	3.5	1	07/16/21 13:24	07/17/21 05:39	99-87-6	
Methylene Chloride	ND	ug/kg	28.2	19.3	1	07/16/21 13:24	07/17/21 05:39	75-09-2	
4-Methyl-2-pentanone (MIBK)	ND	ug/kg	70.5	6.8	1	07/16/21 13:24	07/17/21 05:39	108-10-1	
Methyl-tert-butyl ether	ND	ug/kg	7.1	2.6	1	07/16/21 13:24	07/17/21 05:39	1634-04-4	
Naphthalene	ND	ug/kg	7.1	3.7	1	07/16/21 13:24	07/17/21 05:39	91-20-3	
n-Propylbenzene	ND	ug/kg	7.1	2.5	1	07/16/21 13:24	07/17/21 05:39	103-65-1	
Styrene	ND	ug/kg	7.1	1.9	1	07/16/21 13:24	07/17/21 05:39	100-42-5	
1,1,1,2-Tetrachloroethane	ND	ug/kg	7.1	2.7	1	07/16/21 13:24	07/17/21 05:39	630-20-6	
1,1,2,2-Tetrachloroethane	ND	ug/kg	7.1	1.9	1	07/16/21 13:24	07/17/21 05:39	79-34-5	
Tetrachloroethene	ND	ug/kg	7.1	2.2	1	07/16/21 13:24	07/17/21 05:39	127-18-4	
Toluene	**14.4**	ug/kg	7.1	2.0	1	07/16/21 13:24	07/17/21 05:39	108-88-3	
1,2,3-Trichlorobenzene	ND	ug/kg	7.1	5.7	1	07/16/21 13:24	07/17/21 05:39	87-61-6	
1,2,4-Trichlorobenzene	ND	ug/kg	7.1	5.9	1	07/16/21 13:24	07/17/21 05:39	120-82-1	
1,1,1-Trichloroethane	ND	ug/kg	7.1	3.7	1	07/16/21 13:24	07/17/21 05:39	71-55-6	v2
1,1,2-Trichloroethane	ND	ug/kg	7.1	2.3	1	07/16/21 13:24	07/17/21 05:39	79-00-5	
Trichloroethene	ND	ug/kg	7.1	1.8	1	07/16/21 13:24	07/17/21 05:39	79-01-6	
Trichlorofluoromethane	ND	ug/kg	7.1	3.9	1	07/16/21 13:24	07/17/21 05:39	75-69-4	
1,2,3-Trichloropropane	ND	ug/kg	7.1	3.6	1	07/16/21 13:24	07/17/21 05:39	96-18-4	
1,2,4-Trimethylbenzene	ND	ug/kg	7.1	1.9	1	07/16/21 13:24	07/17/21 05:39	95-63-6	
1,3,5-Trimethylbenzene	ND	ug/kg	7.1	2.4	1	07/16/21 13:24	07/17/21 05:39	108-67-8	
Vinyl acetate	ND	ug/kg	70.5	5.1	1	07/16/21 13:24	07/17/21 05:39	108-05-4	
Vinyl chloride	ND	ug/kg	14.1	3.6	1	07/16/21 13:24	07/17/21 05:39	75-01-4	
Xylene (Total)	ND	ug/kg	14.1	4.0	1	07/16/21 13:24	07/17/21 05:39	1330-20-7	
m&p-Xylene	ND	ug/kg	14.1	4.8	1	07/16/21 13:24	07/17/21 05:39	179601-23-1	
o-Xylene	ND	ug/kg	7.1	3.1	1	07/16/21 13:24	07/17/21 05:39	95-47-6	
Surrogates									
Toluene-d8 (S)	98	%	70-130		1	07/16/21 13:24	07/17/21 05:39	2037-26-5	
4-Bromofluorobenzene (S)	94	%	69-134		1	07/16/21 13:24	07/17/21 05:39	460-00-4	
1,2-Dichloroethane-d4 (S)	94	%	70-130		1	07/16/21 13:24	07/17/21 05:39	17060-07-0	
Percent Moisture	Analytical Method: SW-846 Pace Analytical Services - Charlotte								
Percent Moisture	**22.6**	%	0.10	0.10	1		07/14/21 17:09		N2

REPORT OF LABORATORY ANALYSIS

This report shall not be reproduced, except in full,
without the written consent of Pace Analytical Services, LLC.

Pace Analytical Services, LLC
9800 Kincey Ave. Suite 100
Huntersville, NC 28078
(704)875-9092

ANALYTICAL RESULTS

Project: 2020-L1-2448
Pace Project No.: 92549416

Sample: AF6 (22-24') **Lab ID: 92549416002** Collected: 07/13/21 09:00 Received: 07/14/21 11:25 Matrix: Solid

Results reported on a "dry weight" basis and are adjusted for percent moisture, sample size and any dilutions.

Parameters	Results	Units	Report Limit	MDL	DF	Prepared	Analyzed	CAS No.	Qual
VPH NC Soil	Analytical Method: MADEP VPH Preparation Method: MADEP VPH Pace Analytical Services - Charlotte								
Total VPH (C5-C12)	**16.2**	mg/kg	3.2	3.2	1	07/19/21 12:40	07/19/21 20:36		N2
Aliphatic (C05-C08)	**11.9**	mg/kg	3.2	3.2	1	07/19/21 12:40	07/19/21 20:36		N2
Aliphatic(C09-C12) Adjusted	**3.9**	mg/kg	3.2	3.2	1	07/19/21 12:40	07/19/21 20:36		N2
Aromatic (C09-C10)	ND	mg/kg	3.2	3.2	1	07/19/21 12:40	07/19/21 20:36		N2
Surrogates									
4-Bromofluorobenzene (FID) (S)	100	%	70-130		1	07/19/21 12:40	07/19/21 20:36	460-00-4	
4-Bromofluorobenzene (PID) (S)	92	%	70-130		1	07/19/21 12:40	07/19/21 20:36	460-00-4	
8260D/5035A/5030B Volatiles	Analytical Method: EPA 8260D Preparation Method: EPA 5035A/5030B Pace Analytical Services - Charlotte								
Acetone	ND	ug/kg	121	38.9	1	07/16/21 13:24	07/17/21 05:57	67-64-1	
Benzene	**543**	ug/kg	6.1	2.4	1	07/16/21 13:24	07/17/21 05:57	71-43-2	
Bromobenzene	ND	ug/kg	6.1	2.0	1	07/16/21 13:24	07/17/21 05:57	108-86-1	
Bromochloromethane	ND	ug/kg	6.1	1.8	1	07/16/21 13:24	07/17/21 05:57	74-97-5	
Bromodichloromethane	ND	ug/kg	6.1	2.3	1	07/16/21 13:24	07/17/21 05:57	75-27-4	v2
Bromoform	ND	ug/kg	6.1	2.1	1	07/16/21 13:24	07/17/21 05:57	75-25-2	
Bromomethane	ND	ug/kg	12.1	9.6	1	07/16/21 13:24	07/17/21 05:57	74-83-9	IK
2-Butanone (MEK)	ND	ug/kg	121	29.1	1	07/16/21 13:24	07/17/21 05:57	78-93-3	
n-Butylbenzene	ND	ug/kg	6.1	2.9	1	07/16/21 13:24	07/17/21 05:57	104-51-8	
sec-Butylbenzene	ND	ug/kg	6.1	2.7	1	07/16/21 13:24	07/17/21 05:57	135-98-8	
tert-Butylbenzene	ND	ug/kg	6.1	2.2	1	07/16/21 13:24	07/17/21 05:57	98-06-6	
Carbon tetrachloride	ND	ug/kg	6.1	2.3	1	07/16/21 13:24	07/17/21 05:57	56-23-5	
Chlorobenzene	ND	ug/kg	6.1	1.2	1	07/16/21 13:24	07/17/21 05:57	108-90-7	
Chloroethane	ND	ug/kg	12.1	4.7	1	07/16/21 13:24	07/17/21 05:57	75-00-3	v2
Chloroform	ND	ug/kg	6.1	3.7	1	07/16/21 13:24	07/17/21 05:57	67-66-3	
Chloromethane	ND	ug/kg	12.1	5.1	1	07/16/21 13:24	07/17/21 05:57	74-87-3	v2
2-Chlorotoluene	ND	ug/kg	6.1	2.1	1	07/16/21 13:24	07/17/21 05:57	95-49-8	
4-Chlorotoluene	ND	ug/kg	6.1	1.1	1	07/16/21 13:24	07/17/21 05:57	106-43-4	
1,2-Dibromo-3-chloropropane	ND	ug/kg	6.1	2.4	1	07/16/21 13:24	07/17/21 05:57	96-12-8	
Dibromochloromethane	ND	ug/kg	6.1	3.4	1	07/16/21 13:24	07/17/21 05:57	124-48-1	
1,2-Dibromoethane (EDB)	ND	ug/kg	6.1	2.7	1	07/16/21 13:24	07/17/21 05:57	106-93-4	
Dibromomethane	ND	ug/kg	6.1	1.3	1	07/16/21 13:24	07/17/21 05:57	74-95-3	
1,2-Dichlorobenzene	ND	ug/kg	6.1	2.2	1	07/16/21 13:24	07/17/21 05:57	95-50-1	
1,3-Dichlorobenzene	ND	ug/kg	6.1	1.9	1	07/16/21 13:24	07/17/21 05:57	541-73-1	
1,4-Dichlorobenzene	ND	ug/kg	6.1	1.6	1	07/16/21 13:24	07/17/21 05:57	106-46-7	
Dichlorodifluoromethane	ND	ug/kg	12.1	2.6	1	07/16/21 13:24	07/17/21 05:57	75-71-8	v2
1,1-Dichloroethane	ND	ug/kg	6.1	2.5	1	07/16/21 13:24	07/17/21 05:57	75-34-3	
1,2-Dichloroethane	ND	ug/kg	6.1	4.0	1	07/16/21 13:24	07/17/21 05:57	107-06-2	v2
1,1-Dichloroethene	ND	ug/kg	6.1	2.5	1	07/16/21 13:24	07/17/21 05:57	75-35-4	
cis-1,2-Dichloroethene	ND	ug/kg	6.1	2.1	1	07/16/21 13:24	07/17/21 05:57	156-59-2	
trans-1,2-Dichloroethene	ND	ug/kg	6.1	2.1	1	07/16/21 13:24	07/17/21 05:57	156-60-5	
1,2-Dichloropropane	ND	ug/kg	6.1	1.8	1	07/16/21 13:24	07/17/21 05:57	78-87-5	
1,3-Dichloropropane	ND	ug/kg	6.1	1.9	1	07/16/21 13:24	07/17/21 05:57	142-28-9	
2,2-Dichloropropane	ND	ug/kg	6.1	2.0	1	07/16/21 13:24	07/17/21 05:57	594-20-7	v2

This report shall not be reproduced, except in full,
without the written consent of Pace Analytical Services, LLC.

Pace Analytical Services, LLC
9800 Kincey Ave. Suite 100
Huntersville, NC 28078
(704)875-9092

ANALYTICAL RESULTS

Project: 2020-L1-2448
Pace Project No.: 92549416

Sample: AF6 (22-24') **Lab ID: 92549416002** Collected: 07/13/21 09:00 Received: 07/14/21 11:25 Matrix: Solid

Results reported on a "dry weight" basis and are adjusted for percent moisture, sample size and any dilutions.

Parameters	Results	Units	Report Limit	MDL	DF	Prepared	Analyzed	CAS No.	Qual
8260D/5035A/5030B Volatiles	Analytical Method: EPA 8260D Preparation Method: EPA 5035A/5030B Pace Analytical Services - Charlotte								
1,1-Dichloropropene	ND	ug/kg	6.1	2.9	1	07/16/21 13:24	07/17/21 05:57	563-58-6	
cis-1,3-Dichloropropene	ND	ug/kg	6.1	1.6	1	07/16/21 13:24	07/17/21 05:57	10061-01-5	
trans-1,3-Dichloropropene	ND	ug/kg	6.1	2.1	1	07/16/21 13:24	07/17/21 05:57	10061-02-6	
Diisopropyl ether	**57.0**	ug/kg	6.1	1.6	1	07/16/21 13:24	07/17/21 05:57	108-20-3	
Ethylbenzene	**241**	ug/kg	6.1	2.8	1	07/16/21 13:24	07/17/21 05:57	100-41-4	
Hexachloro-1,3-butadiene	ND	ug/kg	12.1	9.9	1	07/16/21 13:24	07/17/21 05:57	87-68-3	
2-Hexanone	ND	ug/kg	60.6	5.8	1	07/16/21 13:24	07/17/21 05:57	591-78-6	
Isopropylbenzene (Cumene)	ND	ug/kg	6.1	2.1	1	07/16/21 13:24	07/17/21 05:57	98-82-8	
p-Isopropyltoluene	**84.5**	ug/kg	6.1	3.0	1	07/16/21 13:24	07/17/21 05:57	99-87-6	
Methylene Chloride	ND	ug/kg	24.2	16.6	1	07/16/21 13:24	07/17/21 05:57	75-09-2	
4-Methyl-2-pentanone (MIBK)	ND	ug/kg	60.6	5.8	1	07/16/21 13:24	07/17/21 05:57	108-10-1	
Methyl-tert-butyl ether	ND	ug/kg	6.1	2.3	1	07/16/21 13:24	07/17/21 05:57	1634-04-4	
Naphthalene	**115**	ug/kg	6.1	3.2	1	07/16/21 13:24	07/17/21 05:57	91-20-3	
n-Propylbenzene	ND	ug/kg	6.1	2.2	1	07/16/21 13:24	07/17/21 05:57	103-65-1	
Styrene	**12.8**	ug/kg	6.1	1.6	1	07/16/21 13:24	07/17/21 05:57	100-42-5	
1,1,1,2-Tetrachloroethane	ND	ug/kg	6.1	2.3	1	07/16/21 13:24	07/17/21 05:57	630-20-6	
1,1,2,2-Tetrachloroethane	ND	ug/kg	6.1	1.6	1	07/16/21 13:24	07/17/21 05:57	79-34-5	
Tetrachloroethene	ND	ug/kg	6.1	1.9	1	07/16/21 13:24	07/17/21 05:57	127-18-4	
Toluene	**1680**	ug/kg	6.1	1.7	1	07/16/21 13:24	07/17/21 05:57	108-88-3	
1,2,3-Trichlorobenzene	ND	ug/kg	6.1	4.9	1	07/16/21 13:24	07/17/21 05:57	87-61-6	
1,2,4-Trichlorobenzene	ND	ug/kg	6.1	5.1	1	07/16/21 13:24	07/17/21 05:57	120-82-1	
1,1,1-Trichloroethane	ND	ug/kg	6.1	3.2	1	07/16/21 13:24	07/17/21 05:57	71-55-6	v2
1,1,2-Trichloroethane	ND	ug/kg	6.1	2.0	1	07/16/21 13:24	07/17/21 05:57	79-00-5	
Trichloroethene	ND	ug/kg	6.1	1.6	1	07/16/21 13:24	07/17/21 05:57	79-01-6	
Trichlorofluoromethane	ND	ug/kg	6.1	3.3	1	07/16/21 13:24	07/17/21 05:57	75-69-4	
1,2,3-Trichloropropane	ND	ug/kg	6.1	3.1	1	07/16/21 13:24	07/17/21 05:57	96-18-4	
1,2,4-Trimethylbenzene	**476**	ug/kg	6.1	1.7	1	07/16/21 13:24	07/17/21 05:57	95-63-6	
1,3,5-Trimethylbenzene	**138**	ug/kg	6.1	2.0	1	07/16/21 13:24	07/17/21 05:57	108-67-8	
Vinyl acetate	ND	ug/kg	60.6	4.4	1	07/16/21 13:24	07/17/21 05:57	108-05-4	
Vinyl chloride	ND	ug/kg	12.1	3.1	1	07/16/21 13:24	07/17/21 05:57	75-01-4	
Xylene (Total)	**1240**	ug/kg	12.1	3.5	1	07/16/21 13:24	07/17/21 05:57	1330-20-7	
m&p-Xylene	**848**	ug/kg	12.1	4.1	1	07/16/21 13:24	07/17/21 05:57	179601-23-1	
o-Xylene	**391**	ug/kg	6.1	2.7	1	07/16/21 13:24	07/17/21 05:57	95-47-6	
Surrogates									
Toluene-d8 (S)	98	%	70-130		1	07/16/21 13:24	07/17/21 05:57	2037-26-5	
4-Bromofluorobenzene (S)	96	%	69-134		1	07/16/21 13:24	07/17/21 05:57	460-00-4	
1,2-Dichloroethane-d4 (S)	93	%	70-130		1	07/16/21 13:24	07/17/21 05:57	17060-07-0	
Percent Moisture	Analytical Method: SW-846 Pace Analytical Services - Charlotte								
Percent Moisture	**17.6**	%	0.10	0.10	1		07/14/21 17:09		N2

REPORT OF LABORATORY ANALYSIS

This report shall not be reproduced, except in full,
without the written consent of Pace Analytical Services, LLC.

Pace Analytical Services, LLC
9800 Kincey Ave. Suite 100
Huntersville, NC 28078
(704)875-9092

ANALYTICAL RESULTS

Project: 2020-L1-2448
Pace Project No.: 92549416

Sample: AF6 (40-41') **Lab ID: 92549416003** Collected: 07/13/21 09:05 Received: 07/14/21 11:25 Matrix: Solid

Results reported on a "dry weight" basis and are adjusted for percent moisture, sample size and any dilutions.

Parameters	Results	Units	Report Limit	MDL	DF	Prepared	Analyzed	CAS No.	Qual
VPH NC Soil	Analytical Method: MADEP VPH Preparation Method: MADEP VPH Pace Analytical Services - Charlotte								
Total VPH (C5-C12)	**31.9**	mg/kg	2.8	2.8	1	07/19/21 12:40	07/19/21 21:05		N2
Aliphatic (C05-C08)	**20.9**	mg/kg	2.8	2.8	1	07/19/21 12:40	07/19/21 21:05		N2
Aliphatic(C09-C12) Adjusted	**8.3**	mg/kg	2.8	2.8	1	07/19/21 12:40	07/19/21 21:05		N2
Aromatic (C09-C10)	ND	mg/kg	2.8	2.8	1	07/19/21 12:40	07/19/21 21:05		N2
Surrogates									
4-Bromofluorobenzene (FID) (S)	101	%	70-130		1	07/19/21 12:40	07/19/21 21:05	460-00-4	
4-Bromofluorobenzene (PID) (S)	89	%	70-130		1	07/19/21 12:40	07/19/21 21:05	460-00-4	
8260D/5035A/5030B Volatiles	Analytical Method: EPA 8260D Preparation Method: EPA 5035A/5030B Pace Analytical Services - Charlotte								
Acetone	**45.1J**	ug/kg	116	37.2	1	07/16/21 13:24	07/17/21 06:16	67-64-1	
Benzene	**109**	ug/kg	5.8	2.3	1	07/16/21 13:24	07/17/21 06:16	71-43-2	
Bromobenzene	ND	ug/kg	5.8	1.9	1	07/16/21 13:24	07/17/21 06:16	108-86-1	
Bromochloromethane	ND	ug/kg	5.8	1.7	1	07/16/21 13:24	07/17/21 06:16	74-97-5	
Bromodichloromethane	ND	ug/kg	5.8	2.2	1	07/16/21 13:24	07/17/21 06:16	75-27-4	v2
Bromoform	ND	ug/kg	5.8	2.0	1	07/16/21 13:24	07/17/21 06:16	75-25-2	
Bromomethane	ND	ug/kg	11.6	9.1	1	07/16/21 13:24	07/17/21 06:16	74-83-9	IK
2-Butanone (MEK)	ND	ug/kg	116	27.8	1	07/16/21 13:24	07/17/21 06:16	78-93-3	
n-Butylbenzene	ND	ug/kg	5.8	2.7	1	07/16/21 13:24	07/17/21 06:16	104-51-8	
sec-Butylbenzene	ND	ug/kg	5.8	2.5	1	07/16/21 13:24	07/17/21 06:16	135-98-8	
tert-Butylbenzene	ND	ug/kg	5.8	2.1	1	07/16/21 13:24	07/17/21 06:16	98-06-6	
Carbon tetrachloride	ND	ug/kg	5.8	2.2	1	07/16/21 13:24	07/17/21 06:16	56-23-5	
Chlorobenzene	ND	ug/kg	5.8	1.1	1	07/16/21 13:24	07/17/21 06:16	108-90-7	
Chloroethane	ND	ug/kg	11.6	4.5	1	07/16/21 13:24	07/17/21 06:16	75-00-3	v2
Chloroform	ND	ug/kg	5.8	3.5	1	07/16/21 13:24	07/17/21 06:16	67-66-3	
Chloromethane	ND	ug/kg	11.6	4.9	1	07/16/21 13:24	07/17/21 06:16	74-87-3	v2
2-Chlorotoluene	ND	ug/kg	5.8	2.0	1	07/16/21 13:24	07/17/21 06:16	95-49-8	
4-Chlorotoluene	ND	ug/kg	5.8	1.0	1	07/16/21 13:24	07/17/21 06:16	106-43-4	
1,2-Dibromo-3-chloropropane	ND	ug/kg	5.8	2.2	1	07/16/21 13:24	07/17/21 06:16	96-12-8	
Dibromochloromethane	ND	ug/kg	5.8	3.3	1	07/16/21 13:24	07/17/21 06:16	124-48-1	
1,2-Dibromoethane (EDB)	ND	ug/kg	5.8	2.5	1	07/16/21 13:24	07/17/21 06:16	106-93-4	
Dibromomethane	ND	ug/kg	5.8	1.2	1	07/16/21 13:24	07/17/21 06:16	74-95-3	
1,2-Dichlorobenzene	ND	ug/kg	5.8	2.1	1	07/16/21 13:24	07/17/21 06:16	95-50-1	
1,3-Dichlorobenzene	ND	ug/kg	5.8	1.8	1	07/16/21 13:24	07/17/21 06:16	541-73-1	
1,4-Dichlorobenzene	ND	ug/kg	5.8	1.5	1	07/16/21 13:24	07/17/21 06:16	106-46-7	
Dichlorodifluoromethane	ND	ug/kg	11.6	2.5	1	07/16/21 13:24	07/17/21 06:16	75-71-8	v2
1,1-Dichloroethane	ND	ug/kg	5.8	2.4	1	07/16/21 13:24	07/17/21 06:16	75-34-3	
1,2-Dichloroethane	ND	ug/kg	5.8	3.8	1	07/16/21 13:24	07/17/21 06:16	107-06-2	v2
1,1-Dichloroethene	ND	ug/kg	5.8	2.4	1	07/16/21 13:24	07/17/21 06:16	75-35-4	
cis-1,2-Dichloroethene	ND	ug/kg	5.8	2.0	1	07/16/21 13:24	07/17/21 06:16	156-59-2	
trans-1,2-Dichloroethene	ND	ug/kg	5.8	2.0	1	07/16/21 13:24	07/17/21 06:16	156-60-5	
1,2-Dichloropropane	ND	ug/kg	5.8	1.7	1	07/16/21 13:24	07/17/21 06:16	78-87-5	
1,3-Dichloropropane	ND	ug/kg	5.8	1.8	1	07/16/21 13:24	07/17/21 06:16	142-28-9	
2,2-Dichloropropane	ND	ug/kg	5.8	1.9	1	07/16/21 13:24	07/17/21 06:16	594-20-7	v2

REPORT OF LABORATORY ANALYSIS

This report shall not be reproduced, except in full,
without the written consent of Pace Analytical Services, LLC.

Pace Analytical Services, LLC
9800 Kincey Ave. Suite 100
Huntersville, NC 28078
(704)875-9092

ANALYTICAL RESULTS

Project: 2020-L1-2448
Pace Project No.: 92549416

Sample: AF6 (40-41') **Lab ID: 92549416003** Collected: 07/13/21 09:05 Received: 07/14/21 11:25 Matrix: Solid

Results reported on a "dry weight" basis and are adjusted for percent moisture, sample size and any dilutions.

Parameters	Results	Units	Report Limit	MDL	DF	Prepared	Analyzed	CAS No.	Qual
8260D/5035A/5030B Volatiles	Analytical Method: EPA 8260D Preparation Method: EPA 5035A/5030B Pace Analytical Services - Charlotte								
1,1-Dichloropropene	ND	ug/kg	5.8	2.8	1	07/16/21 13:24	07/17/21 06:16	563-58-6	
cis-1,3-Dichloropropene	ND	ug/kg	5.8	1.6	1	07/16/21 13:24	07/17/21 06:16	10061-01-5	
trans-1,3-Dichloropropene	ND	ug/kg	5.8	2.0	1	07/16/21 13:24	07/17/21 06:16	10061-02-6	
Diisopropyl ether	**29.9**	ug/kg	5.8	1.6	1	07/16/21 13:24	07/17/21 06:16	108-20-3	
Ethylbenzene	**200**	ug/kg	5.8	2.7	1	07/16/21 13:24	07/17/21 06:16	100-41-4	
Hexachloro-1,3-butadiene	ND	ug/kg	11.6	9.5	1	07/16/21 13:24	07/17/21 06:16	87-68-3	
2-Hexanone	ND	ug/kg	57.9	5.6	1	07/16/21 13:24	07/17/21 06:16	591-78-6	
Isopropylbenzene (Cumene)	**22.3**	ug/kg	5.8	2.0	1	07/16/21 13:24	07/17/21 06:16	98-82-8	
p-Isopropyltoluene	**31.0**	ug/kg	5.8	2.8	1	07/16/21 13:24	07/17/21 06:16	99-87-6	
Methylene Chloride	ND	ug/kg	23.2	15.9	1	07/16/21 13:24	07/17/21 06:16	75-09-2	
4-Methyl-2-pentanone (MIBK)	ND	ug/kg	57.9	5.6	1	07/16/21 13:24	07/17/21 06:16	108-10-1	
Methyl-tert-butyl ether	ND	ug/kg	5.8	2.2	1	07/16/21 13:24	07/17/21 06:16	1634-04-4	
Naphthalene	**143**	ug/kg	5.8	3.0	1	07/16/21 13:24	07/17/21 06:16	91-20-3	
n-Propylbenzene	ND	ug/kg	5.8	2.1	1	07/16/21 13:24	07/17/21 06:16	103-65-1	
Styrene	**10.5**	ug/kg	5.8	1.5	1	07/16/21 13:24	07/17/21 06:16	100-42-5	
1,1,1,2-Tetrachloroethane	ND	ug/kg	5.8	2.2	1	07/16/21 13:24	07/17/21 06:16	630-20-6	
1,1,2,2-Tetrachloroethane	ND	ug/kg	5.8	1.5	1	07/16/21 13:24	07/17/21 06:16	79-34-5	
Tetrachloroethene	ND	ug/kg	5.8	1.8	1	07/16/21 13:24	07/17/21 06:16	127-18-4	
Toluene	**694**	ug/kg	5.8	1.6	1	07/16/21 13:24	07/17/21 06:16	108-88-3	
1,2,3-Trichlorobenzene	ND	ug/kg	5.8	4.7	1	07/16/21 13:24	07/17/21 06:16	87-61-6	
1,2,4-Trichlorobenzene	ND	ug/kg	5.8	4.9	1	07/16/21 13:24	07/17/21 06:16	120-82-1	
1,1,1-Trichloroethane	ND	ug/kg	5.8	3.0	1	07/16/21 13:24	07/17/21 06:16	71-55-6	v2
1,1,2-Trichloroethane	ND	ug/kg	5.8	1.9	1	07/16/21 13:24	07/17/21 06:16	79-00-5	
Trichloroethene	ND	ug/kg	5.8	1.5	1	07/16/21 13:24	07/17/21 06:16	79-01-6	
Trichlorofluoromethane	ND	ug/kg	5.8	3.2	1	07/16/21 13:24	07/17/21 06:16	75-69-4	
1,2,3-Trichloropropane	ND	ug/kg	5.8	2.9	1	07/16/21 13:24	07/17/21 06:16	96-18-4	
1,2,4-Trimethylbenzene	**548**	ug/kg	5.8	1.6	1	07/16/21 13:24	07/17/21 06:16	95-63-6	
1,3,5-Trimethylbenzene	**161**	ug/kg	5.8	1.9	1	07/16/21 13:24	07/17/21 06:16	108-67-8	
Vinyl acetate	ND	ug/kg	57.9	4.2	1	07/16/21 13:24	07/17/21 06:16	108-05-4	
Vinyl chloride	ND	ug/kg	11.6	2.9	1	07/16/21 13:24	07/17/21 06:16	75-01-4	
Xylene (Total)	**1030**	ug/kg	11.6	3.3	1	07/16/21 13:24	07/17/21 06:16	1330-20-7	
m&p-Xylene	**712**	ug/kg	11.6	4.0	1	07/16/21 13:24	07/17/21 06:16	179601-23-1	
o-Xylene	**320**	ug/kg	5.8	2.6	1	07/16/21 13:24	07/17/21 06:16	95-47-6	
Surrogates									
Toluene-d8 (S)	99	%	70-130		1	07/16/21 13:24	07/17/21 06:16	2037-26-5	
4-Bromofluorobenzene (S)	96	%	69-134		1	07/16/21 13:24	07/17/21 06:16	460-00-4	
1,2-Dichloroethane-d4 (S)	93	%	70-130		1	07/16/21 13:24	07/17/21 06:16	17060-07-0	
Percent Moisture	Analytical Method: SW-846 Pace Analytical Services - Charlotte								
Percent Moisture	**11.4**	%	0.10	0.10	1		07/14/21 17:09		N2

REPORT OF LABORATORY ANALYSIS

This report shall not be reproduced, except in full,
without the written consent of Pace Analytical Services, LLC.

Pace Analytical Services, LLC
9800 Kincey Ave. Suite 100
Huntersville, NC 28078
(704)875-9092

ANALYTICAL RESULTS

Project: 2020-L1-2448
Pace Project No.: 92549416

Sample: AF5 (0-2') **Lab ID: 92549416004** Collected: 07/13/21 10:00 Received: 07/14/21 11:25 Matrix: Solid

Results reported on a "dry weight" basis and are adjusted for percent moisture, sample size and any dilutions.

Parameters	Results	Units	Report Limit	MDL	DF	Prepared	Analyzed	CAS No.	Qual
VPH NC Soil	Analytical Method: MADEP VPH Preparation Method: MADEP VPH Pace Analytical Services - Charlotte								
Total VPH (C5-C12)	ND	mg/kg	3.7	3.7	1	07/19/21 12:40	07/19/21 21:33		N2
Aliphatic (C05-C08)	ND	mg/kg	3.7	3.7	1	07/19/21 12:40	07/19/21 21:33		N2
Aliphatic(C09-C12) Adjusted	ND	mg/kg	3.7	3.7	1	07/19/21 12:40	07/19/21 21:33		N2
Aromatic (C09-C10)	ND	mg/kg	3.7	3.7	1	07/19/21 12:40	07/19/21 21:33		N2
Surrogates									
4-Bromofluorobenzene (FID) (S)	96	%	70-130		1	07/19/21 12:40	07/19/21 21:33	460-00-4	
4-Bromofluorobenzene (PID) (S)	89	%	70-130		1	07/19/21 12:40	07/19/21 21:33	460-00-4	
8260D/5035A/5030B Volatiles	Analytical Method: EPA 8260D Preparation Method: EPA 5035A/5030B Pace Analytical Services - Charlotte								
Acetone	**90.2J**	ug/kg	150	48.0	1	07/16/21 13:24	07/17/21 06:34	67-64-1	
Benzene	**4.5J**	ug/kg	7.5	3.0	1	07/16/21 13:24	07/17/21 06:34	71-43-2	
Bromobenzene	ND	ug/kg	7.5	2.4	1	07/16/21 13:24	07/17/21 06:34	108-86-1	
Bromochloromethane	ND	ug/kg	7.5	2.2	1	07/16/21 13:24	07/17/21 06:34	74-97-5	
Bromodichloromethane	ND	ug/kg	7.5	2.9	1	07/16/21 13:24	07/17/21 06:34	75-27-4	v2
Bromoform	ND	ug/kg	7.5	2.6	1	07/16/21 13:24	07/17/21 06:34	75-25-2	
Bromomethane	ND	ug/kg	15.0	11.8	1	07/16/21 13:24	07/17/21 06:34	74-83-9	IK
2-Butanone (MEK)	ND	ug/kg	150	35.9	1	07/16/21 13:24	07/17/21 06:34	78-93-3	
n-Butylbenzene	ND	ug/kg	7.5	3.5	1	07/16/21 13:24	07/17/21 06:34	104-51-8	
sec-Butylbenzene	ND	ug/kg	7.5	3.3	1	07/16/21 13:24	07/17/21 06:34	135-98-8	
tert-Butylbenzene	ND	ug/kg	7.5	2.7	1	07/16/21 13:24	07/17/21 06:34	98-06-6	
Carbon tetrachloride	ND	ug/kg	7.5	2.8	1	07/16/21 13:24	07/17/21 06:34	56-23-5	
Chlorobenzene	ND	ug/kg	7.5	1.4	1	07/16/21 13:24	07/17/21 06:34	108-90-7	
Chloroethane	ND	ug/kg	15.0	5.8	1	07/16/21 13:24	07/17/21 06:34	75-00-3	v2
Chloroform	ND	ug/kg	7.5	4.5	1	07/16/21 13:24	07/17/21 06:34	67-66-3	
Chloromethane	ND	ug/kg	15.0	6.3	1	07/16/21 13:24	07/17/21 06:34	74-87-3	v2
2-Chlorotoluene	ND	ug/kg	7.5	2.6	1	07/16/21 13:24	07/17/21 06:34	95-49-8	
4-Chlorotoluene	ND	ug/kg	7.5	1.3	1	07/16/21 13:24	07/17/21 06:34	106-43-4	
1,2-Dibromo-3-chloropropane	ND	ug/kg	7.5	2.9	1	07/16/21 13:24	07/17/21 06:34	96-12-8	
Dibromochloromethane	ND	ug/kg	7.5	4.2	1	07/16/21 13:24	07/17/21 06:34	124-48-1	
1,2-Dibromoethane (EDB)	ND	ug/kg	7.5	3.3	1	07/16/21 13:24	07/17/21 06:34	106-93-4	
Dibromomethane	ND	ug/kg	7.5	1.6	1	07/16/21 13:24	07/17/21 06:34	74-95-3	
1,2-Dichlorobenzene	ND	ug/kg	7.5	2.7	1	07/16/21 13:24	07/17/21 06:34	95-50-1	
1,3-Dichlorobenzene	ND	ug/kg	7.5	2.3	1	07/16/21 13:24	07/17/21 06:34	541-73-1	
1,4-Dichlorobenzene	ND	ug/kg	7.5	1.9	1	07/16/21 13:24	07/17/21 06:34	106-46-7	
Dichlorodifluoromethane	ND	ug/kg	15.0	3.2	1	07/16/21 13:24	07/17/21 06:34	75-71-8	v2
1,1-Dichloroethane	ND	ug/kg	7.5	3.1	1	07/16/21 13:24	07/17/21 06:34	75-34-3	
1,2-Dichloroethane	ND	ug/kg	7.5	4.9	1	07/16/21 13:24	07/17/21 06:34	107-06-2	v2
1,1-Dichloroethene	ND	ug/kg	7.5	3.1	1	07/16/21 13:24	07/17/21 06:34	75-35-4	
cis-1,2-Dichloroethene	ND	ug/kg	7.5	2.6	1	07/16/21 13:24	07/17/21 06:34	156-59-2	
trans-1,2-Dichloroethene	ND	ug/kg	7.5	2.6	1	07/16/21 13:24	07/17/21 06:34	156-60-5	
1,2-Dichloropropane	ND	ug/kg	7.5	2.2	1	07/16/21 13:24	07/17/21 06:34	78-87-5	
1,3-Dichloropropane	ND	ug/kg	7.5	2.3	1	07/16/21 13:24	07/17/21 06:34	142-28-9	
2,2-Dichloropropane	ND	ug/kg	7.5	2.4	1	07/16/21 13:24	07/17/21 06:34	594-20-7	v2

REPORT OF LABORATORY ANALYSIS

This report shall not be reproduced, except in full,
without the written consent of Pace Analytical Services, LLC.

Pace Analytical Services, LLC
9800 Kincey Ave. Suite 100
Huntersville, NC 28078
(704)875-9092

ANALYTICAL RESULTS

Project: 2020-L1-2448
Pace Project No.: 92549416

Sample: AF5 (0-2') **Lab ID: 92549416004** Collected: 07/13/21 10:00 Received: 07/14/21 11:25 Matrix: Solid

Results reported on a "dry weight" basis and are adjusted for percent moisture, sample size and any dilutions.

Parameters	Results	Units	Report Limit	MDL	DF	Prepared	Analyzed	CAS No.	Qual
8260D/5035A/5030B Volatiles	Analytical Method: EPA 8260D Preparation Method: EPA 5035A/5030B Pace Analytical Services - Charlotte								
1,1-Dichloropropene	ND	ug/kg	7.5	3.6	1	07/16/21 13:24	07/17/21 06:34	563-58-6	
cis-1,3-Dichloropropene	ND	ug/kg	7.5	2.0	1	07/16/21 13:24	07/17/21 06:34	10061-01-5	
trans-1,3-Dichloropropene	ND	ug/kg	7.5	2.6	1	07/16/21 13:24	07/17/21 06:34	10061-02-6	
Diisopropyl ether	ND	ug/kg	7.5	2.0	1	07/16/21 13:24	07/17/21 06:34	108-20-3	
Ethylbenzene	**12.8**	ug/kg	7.5	3.5	1	07/16/21 13:24	07/17/21 06:34	100-41-4	
Hexachloro-1,3-butadiene	ND	ug/kg	15.0	12.2	1	07/16/21 13:24	07/17/21 06:34	87-68-3	
2-Hexanone	ND	ug/kg	74.8	7.2	1	07/16/21 13:24	07/17/21 06:34	591-78-6	
Isopropylbenzene (Cumene)	ND	ug/kg	7.5	2.5	1	07/16/21 13:24	07/17/21 06:34	98-82-8	
p-Isopropyltoluene	ND	ug/kg	7.5	3.7	1	07/16/21 13:24	07/17/21 06:34	99-87-6	
Methylene Chloride	ND	ug/kg	29.9	20.5	1	07/16/21 13:24	07/17/21 06:34	75-09-2	
4-Methyl-2-pentanone (MIBK)	ND	ug/kg	74.8	7.2	1	07/16/21 13:24	07/17/21 06:34	108-10-1	
Methyl-tert-butyl ether	ND	ug/kg	7.5	2.8	1	07/16/21 13:24	07/17/21 06:34	1634-04-4	
Naphthalene	**12.3**	ug/kg	7.5	3.9	1	07/16/21 13:24	07/17/21 06:34	91-20-3	
n-Propylbenzene	ND	ug/kg	7.5	2.7	1	07/16/21 13:24	07/17/21 06:34	103-65-1	
Styrene	ND	ug/kg	7.5	2.0	1	07/16/21 13:24	07/17/21 06:34	100-42-5	
1,1,1,2-Tetrachloroethane	ND	ug/kg	7.5	2.9	1	07/16/21 13:24	07/17/21 06:34	630-20-6	
1,1,2,2-Tetrachloroethane	ND	ug/kg	7.5	2.0	1	07/16/21 13:24	07/17/21 06:34	79-34-5	
Tetrachloroethene	ND	ug/kg	7.5	2.4	1	07/16/21 13:24	07/17/21 06:34	127-18-4	
Toluene	**45.0**	ug/kg	7.5	2.1	1	07/16/21 13:24	07/17/21 06:34	108-88-3	
1,2,3-Trichlorobenzene	ND	ug/kg	7.5	6.0	1	07/16/21 13:24	07/17/21 06:34	87-61-6	
1,2,4-Trichlorobenzene	ND	ug/kg	7.5	6.3	1	07/16/21 13:24	07/17/21 06:34	120-82-1	
1,1,1-Trichloroethane	ND	ug/kg	7.5	3.9	1	07/16/21 13:24	07/17/21 06:34	71-55-6	v2
1,1,2-Trichloroethane	ND	ug/kg	7.5	2.5	1	07/16/21 13:24	07/17/21 06:34	79-00-5	
Trichloroethene	ND	ug/kg	7.5	1.9	1	07/16/21 13:24	07/17/21 06:34	79-01-6	
Trichlorofluoromethane	ND	ug/kg	7.5	4.1	1	07/16/21 13:24	07/17/21 06:34	75-69-4	
1,2,3-Trichloropropane	ND	ug/kg	7.5	3.8	1	07/16/21 13:24	07/17/21 06:34	96-18-4	
1,2,4-Trimethylbenzene	**43.7**	ug/kg	7.5	2.0	1	07/16/21 13:24	07/17/21 06:34	95-63-6	
1,3,5-Trimethylbenzene	**14.7**	ug/kg	7.5	2.5	1	07/16/21 13:24	07/17/21 06:34	108-67-8	
Vinyl acetate	ND	ug/kg	74.8	5.4	1	07/16/21 13:24	07/17/21 06:34	108-05-4	
Vinyl chloride	ND	ug/kg	15.0	3.8	1	07/16/21 13:24	07/17/21 06:34	75-01-4	
Xylene (Total)	**84.6**	ug/kg	15.0	4.3	1	07/16/21 13:24	07/17/21 06:34	1330-20-7	
m&p-Xylene	**60.3**	ug/kg	15.0	5.1	1	07/16/21 13:24	07/17/21 06:34	179601-23-1	
o-Xylene	**24.3**	ug/kg	7.5	3.3	1	07/16/21 13:24	07/17/21 06:34	95-47-6	
Surrogates									
Toluene-d8 (S)	100	%	70-130		1	07/16/21 13:24	07/17/21 06:34	2037-26-5	
4-Bromofluorobenzene (S)	94	%	69-134		1	07/16/21 13:24	07/17/21 06:34	460-00-4	
1,2-Dichloroethane-d4 (S)	95	%	70-130		1	07/16/21 13:24	07/17/21 06:34	17060-07-0	
Percent Moisture	Analytical Method: SW-846 Pace Analytical Services - Charlotte								
Percent Moisture	**25.8**	%	0.10	0.10	1		07/14/21 17:09		N2

REPORT OF LABORATORY ANALYSIS

This report shall not be reproduced, except in full,
without the written consent of Pace Analytical Services, LLC.

Pace Analytical Services, LLC
9800 Kincey Ave. Suite 100
Huntersville, NC 28078
(704)875-9092

ANALYTICAL RESULTS

Project: 2020-L1-2448
Pace Project No.: 92549416

Sample: AF5 (14-16') **Lab ID: 92549416005** Collected: 07/13/21 10:05 Received: 07/14/21 11:25 Matrix: Solid

Results reported on a "dry weight" basis and are adjusted for percent moisture, sample size and any dilutions.

Parameters	Results	Units	Report Limit	MDL	DF	Prepared	Analyzed	CAS No.	Qual
VPH NC Soil	Analytical Method: MADEP VPH Preparation Method: MADEP VPH Pace Analytical Services - Charlotte								
Total VPH (C5-C12)	**4.6**	mg/kg	3.6	3.6	1	07/19/21 12:40	07/19/21 22:01		N2
Aliphatic (C05-C08)	**3.9**	mg/kg	3.6	3.6	1	07/19/21 12:40	07/19/21 22:01		N2
Aliphatic(C09-C12) Adjusted	ND	mg/kg	3.6	3.6	1	07/19/21 12:40	07/19/21 22:01		N2
Aromatic (C09-C10)	ND	mg/kg	3.6	3.6	1	07/19/21 12:40	07/19/21 22:01		N2
Surrogates									
4-Bromofluorobenzene (FID) (S)	95	%	70-130		1	07/19/21 12:40	07/19/21 22:01	460-00-4	
4-Bromofluorobenzene (PID) (S)	87	%	70-130		1	07/19/21 12:40	07/19/21 22:01	460-00-4	
8260D/5035A/5030B Volatiles	Analytical Method: EPA 8260D Preparation Method: EPA 5035A/5030B Pace Analytical Services - Charlotte								
Acetone	ND	ug/kg	139	44.8	1	07/19/21 09:18	07/19/21 14:02	67-64-1	
Benzene	**211**	ug/kg	7.0	2.8	1	07/19/21 09:18	07/19/21 14:02	71-43-2	
Bromobenzene	ND	ug/kg	7.0	2.3	1	07/19/21 09:18	07/19/21 14:02	108-86-1	
Bromochloromethane	ND	ug/kg	7.0	2.1	1	07/19/21 09:18	07/19/21 14:02	74-97-5	
Bromodichloromethane	ND	ug/kg	7.0	2.7	1	07/19/21 09:18	07/19/21 14:02	75-27-4	
Bromoform	ND	ug/kg	7.0	2.5	1	07/19/21 09:18	07/19/21 14:02	75-25-2	
Bromomethane	ND	ug/kg	13.9	11.0	1	07/19/21 09:18	07/19/21 14:02	74-83-9	IK
2-Butanone (MEK)	ND	ug/kg	139	33.5	1	07/19/21 09:18	07/19/21 14:02	78-93-3	
n-Butylbenzene	ND	ug/kg	7.0	3.3	1	07/19/21 09:18	07/19/21 14:02	104-51-8	
sec-Butylbenzene	ND	ug/kg	7.0	3.1	1	07/19/21 09:18	07/19/21 14:02	135-98-8	
tert-Butylbenzene	ND	ug/kg	7.0	2.5	1	07/19/21 09:18	07/19/21 14:02	98-06-6	
Carbon tetrachloride	ND	ug/kg	7.0	2.6	1	07/19/21 09:18	07/19/21 14:02	56-23-5	
Chlorobenzene	ND	ug/kg	7.0	1.3	1	07/19/21 09:18	07/19/21 14:02	108-90-7	
Chloroethane	ND	ug/kg	13.9	5.4	1	07/19/21 09:18	07/19/21 14:02	75-00-3	
Chloroform	ND	ug/kg	7.0	4.2	1	07/19/21 09:18	07/19/21 14:02	67-66-3	
Chloromethane	ND	ug/kg	13.9	5.9	1	07/19/21 09:18	07/19/21 14:02	74-87-3	
2-Chlorotoluene	ND	ug/kg	7.0	2.5	1	07/19/21 09:18	07/19/21 14:02	95-49-8	
4-Chlorotoluene	ND	ug/kg	7.0	1.2	1	07/19/21 09:18	07/19/21 14:02	106-43-4	
1,2-Dibromo-3-chloropropane	ND	ug/kg	7.0	2.7	1	07/19/21 09:18	07/19/21 14:02	96-12-8	
Dibromochloromethane	ND	ug/kg	7.0	3.9	1	07/19/21 09:18	07/19/21 14:02	124-48-1	
1,2-Dibromoethane (EDB)	ND	ug/kg	7.0	3.1	1	07/19/21 09:18	07/19/21 14:02	106-93-4	
Dibromomethane	ND	ug/kg	7.0	1.5	1	07/19/21 09:18	07/19/21 14:02	74-95-3	
1,2-Dichlorobenzene	ND	ug/kg	7.0	2.5	1	07/19/21 09:18	07/19/21 14:02	95-50-1	
1,3-Dichlorobenzene	ND	ug/kg	7.0	2.2	1	07/19/21 09:18	07/19/21 14:02	541-73-1	
1,4-Dichlorobenzene	ND	ug/kg	7.0	1.8	1	07/19/21 09:18	07/19/21 14:02	106-46-7	
Dichlorodifluoromethane	ND	ug/kg	13.9	3.0	1	07/19/21 09:18	07/19/21 14:02	75-71-8	
1,1-Dichloroethane	ND	ug/kg	7.0	2.9	1	07/19/21 09:18	07/19/21 14:02	75-34-3	
1,2-Dichloroethane	ND	ug/kg	7.0	4.6	1	07/19/21 09:18	07/19/21 14:02	107-06-2	
1,1-Dichloroethene	ND	ug/kg	7.0	2.9	1	07/19/21 09:18	07/19/21 14:02	75-35-4	
cis-1,2-Dichloroethene	ND	ug/kg	7.0	2.4	1	07/19/21 09:18	07/19/21 14:02	156-59-2	
trans-1,2-Dichloroethene	ND	ug/kg	7.0	2.4	1	07/19/21 09:18	07/19/21 14:02	156-60-5	
1,2-Dichloropropane	ND	ug/kg	7.0	2.1	1	07/19/21 09:18	07/19/21 14:02	78-87-5	
1,3-Dichloropropane	ND	ug/kg	7.0	2.2	1	07/19/21 09:18	07/19/21 14:02	142-28-9	
2,2-Dichloropropane	ND	ug/kg	7.0	2.3	1	07/19/21 09:18	07/19/21 14:02	594-20-7	

REPORT OF LABORATORY ANALYSIS

This report shall not be reproduced, except in full,
without the written consent of Pace Analytical Services, LLC.

Pace Analytical Services, LLC
9800 Kincey Ave. Suite 100
Huntersville, NC 28078
(704)875-9092

ANALYTICAL RESULTS

Project: 2020-L1-2448
Pace Project No.: 92549416

Sample: AF5 (14-16') **Lab ID: 92549416005** Collected: 07/13/21 10:05 Received: 07/14/21 11:25 Matrix: Solid

Results reported on a "dry weight" basis and are adjusted for percent moisture, sample size and any dilutions.

Parameters	Results	Units	Report Limit	MDL	DF	Prepared	Analyzed	CAS No.	Qual
8260D/5035A/5030B Volatiles	Analytical Method: EPA 8260D Preparation Method: EPA 5035A/5030B Pace Analytical Services - Charlotte								
1,1-Dichloropropene	ND	ug/kg	7.0	3.3	1	07/19/21 09:18	07/19/21 14:02	563-58-6	
cis-1,3-Dichloropropene	ND	ug/kg	7.0	1.9	1	07/19/21 09:18	07/19/21 14:02	10061-01-5	
trans-1,3-Dichloropropene	ND	ug/kg	7.0	2.4	1	07/19/21 09:18	07/19/21 14:02	10061-02-6	
Diisopropyl ether	**21.0**	ug/kg	7.0	1.9	1	07/19/21 09:18	07/19/21 14:02	108-20-3	
Ethylbenzene	**24.4**	ug/kg	7.0	3.2	1	07/19/21 09:18	07/19/21 14:02	100-41-4	
Hexachloro-1,3-butadiene	ND	ug/kg	13.9	11.4	1	07/19/21 09:18	07/19/21 14:02	87-68-3	
2-Hexanone	ND	ug/kg	69.7	6.7	1	07/19/21 09:18	07/19/21 14:02	591-78-6	
Isopropylbenzene (Cumene)	ND	ug/kg	7.0	2.4	1	07/19/21 09:18	07/19/21 14:02	98-82-8	
p-Isopropyltoluene	ND	ug/kg	7.0	3.4	1	07/19/21 09:18	07/19/21 14:02	99-87-6	
Methylene Chloride	ND	ug/kg	27.9	19.1	1	07/19/21 09:18	07/19/21 14:02	75-09-2	
4-Methyl-2-pentanone (MIBK)	ND	ug/kg	69.7	6.7	1	07/19/21 09:18	07/19/21 14:02	108-10-1	
Methyl-tert-butyl ether	ND	ug/kg	7.0	2.6	1	07/19/21 09:18	07/19/21 14:02	1634-04-4	
Naphthalene	**4.0J**	ug/kg	7.0	3.7	1	07/19/21 09:18	07/19/21 14:02	91-20-3	
n-Propylbenzene	ND	ug/kg	7.0	2.5	1	07/19/21 09:18	07/19/21 14:02	103-65-1	
Styrene	ND	ug/kg	7.0	1.8	1	07/19/21 09:18	07/19/21 14:02	100-42-5	
1,1,1,2-Tetrachloroethane	ND	ug/kg	7.0	2.7	1	07/19/21 09:18	07/19/21 14:02	630-20-6	
1,1,2,2-Tetrachloroethane	ND	ug/kg	7.0	1.8	1	07/19/21 09:18	07/19/21 14:02	79-34-5	
Tetrachloroethene	ND	ug/kg	7.0	2.2	1	07/19/21 09:18	07/19/21 14:02	127-18-4	
Toluene	**338**	ug/kg	7.0	2.0	1	07/19/21 09:18	07/19/21 14:02	108-88-3	
1,2,3-Trichlorobenzene	ND	ug/kg	7.0	5.6	1	07/19/21 09:18	07/19/21 14:02	87-61-6	
1,2,4-Trichlorobenzene	ND	ug/kg	7.0	5.9	1	07/19/21 09:18	07/19/21 14:02	120-82-1	
1,1,1-Trichloroethane	ND	ug/kg	7.0	3.6	1	07/19/21 09:18	07/19/21 14:02	71-55-6	
1,1,2-Trichloroethane	ND	ug/kg	7.0	2.3	1	07/19/21 09:18	07/19/21 14:02	79-00-5	
Trichloroethene	ND	ug/kg	7.0	1.8	1	07/19/21 09:18	07/19/21 14:02	79-01-6	
Trichlorofluoromethane	ND	ug/kg	7.0	3.8	1	07/19/21 09:18	07/19/21 14:02	75-69-4	
1,2,3-Trichloropropane	ND	ug/kg	7.0	3.5	1	07/19/21 09:18	07/19/21 14:02	96-18-4	
1,2,4-Trimethylbenzene	**40.2**	ug/kg	7.0	1.9	1	07/19/21 09:18	07/19/21 14:02	95-63-6	
1,3,5-Trimethylbenzene	**12.5**	ug/kg	7.0	2.3	1	07/19/21 09:18	07/19/21 14:02	108-67-8	
Vinyl acetate	ND	ug/kg	69.7	5.1	1	07/19/21 09:18	07/19/21 14:02	108-05-4	
Vinyl chloride	ND	ug/kg	13.9	3.5	1	07/19/21 09:18	07/19/21 14:02	75-01-4	
Xylene (Total)	**138**	ug/kg	13.9	4.0	1	07/19/21 09:18	07/19/21 14:02	1330-20-7	
m&p-Xylene	**86.9**	ug/kg	13.9	4.8	1	07/19/21 09:18	07/19/21 14:02	179601-23-1	
o-Xylene	**51.2**	ug/kg	7.0	3.1	1	07/19/21 09:18	07/19/21 14:02	95-47-6	
Surrogates									
Toluene-d8 (S)	99	%	70-130		1	07/19/21 09:18	07/19/21 14:02	2037-26-5	
4-Bromofluorobenzene (S)	95	%	69-134		1	07/19/21 09:18	07/19/21 14:02	460-00-4	
1,2-Dichloroethane-d4 (S)	102	%	70-130		1	07/19/21 09:18	07/19/21 14:02	17060-07-0	
Percent Moisture	Analytical Method: SW-846 Pace Analytical Services - Charlotte								
Percent Moisture	**20.9**	%	0.10	0.10	1		07/14/21 17:09		N2

REPORT OF LABORATORY ANALYSIS

This report shall not be reproduced, except in full,
without the written consent of Pace Analytical Services, LLC.

Pace Analytical Services, LLC
9800 Kincey Ave. Suite 100
Huntersville, NC 28078
(704)875-9092

ANALYTICAL RESULTS

Project: 2020-L1-2448
Pace Project No.: 92549416

Sample: AF5 (32-34') **Lab ID: 92549416006** Collected: 07/13/21 10:10 Received: 07/14/21 11:25 Matrix: Solid

Results reported on a "dry weight" basis and are adjusted for percent moisture, sample size and any dilutions.

Parameters	Results	Units	Report Limit	MDL	DF	Prepared	Analyzed	CAS No.	Qual
VPH NC Soil	Analytical Method: MADEP VPH Preparation Method: MADEP VPH Pace Analytical Services - Charlotte								
Total VPH (C5-C12)	**22600**	mg/kg	120	120	40	07/19/21 12:40	07/20/21 10:41		N2
Aliphatic (C05-C08)	**17400**	mg/kg	120	120	40	07/19/21 12:40	07/20/21 10:41		N2
Aliphatic(C09-C12) Adjusted	**3810**	mg/kg	120	120	40	07/19/21 12:40	07/20/21 10:41		N2
Aromatic (C09-C10)	**1450**	mg/kg	120	120	40	07/19/21 12:40	07/20/21 10:41		N2
Surrogates									
4-Bromofluorobenzene (FID) (S)	116	%	70-130		40	07/19/21 12:40	07/20/21 10:41	460-00-4	
4-Bromofluorobenzene (PID) (S)	82	%	70-130		40	07/19/21 12:40	07/20/21 10:41	460-00-4	
8260D/5035A/5030B Volatiles	Analytical Method: EPA 8260D Preparation Method: EPA 5035A/5030B Pace Analytical Services - Charlotte								
Acetone	ND	ug/kg	12400	3980	100	07/20/21 10:24	07/20/21 13:23	67-64-1	
Benzene	**56800**	ug/kg	620	247	100	07/20/21 10:24	07/20/21 13:23	71-43-2	
Bromobenzene	ND	ug/kg	620	202	100	07/20/21 10:24	07/20/21 13:23	108-86-1	
Bromochloromethane	ND	ug/kg	620	184	100	07/20/21 10:24	07/20/21 13:23	74-97-5	
Bromodichloromethane	ND	ug/kg	620	239	100	07/20/21 10:24	07/20/21 13:23	75-27-4	
Bromoform	ND	ug/kg	620	218	100	07/20/21 10:24	07/20/21 13:23	75-25-2	
Bromomethane	ND	ug/kg	1240	980	100	07/20/21 10:24	07/20/21 13:23	74-83-9	IK
2-Butanone (MEK)	ND	ug/kg	12400	2980	100	07/20/21 10:24	07/20/21 13:23	78-93-3	
n-Butylbenzene	**17600**	ug/kg	620	293	100	07/20/21 10:24	07/20/21 13:23	104-51-8	
sec-Butylbenzene	ND	ug/kg	620	273	100	07/20/21 10:24	07/20/21 13:23	135-98-8	
tert-Butylbenzene	ND	ug/kg	620	221	100	07/20/21 10:24	07/20/21 13:23	98-06-6	
Carbon tetrachloride	ND	ug/kg	620	232	100	07/20/21 10:24	07/20/21 13:23	56-23-5	
Chlorobenzene	ND	ug/kg	620	119	100	07/20/21 10:24	07/20/21 13:23	108-90-7	
Chloroethane	ND	ug/kg	1240	479	100	07/20/21 10:24	07/20/21 13:23	75-00-3	
Chloroform	ND	ug/kg	620	377	100	07/20/21 10:24	07/20/21 13:23	67-66-3	
Chloromethane	ND	ug/kg	1240	521	100	07/20/21 10:24	07/20/21 13:23	74-87-3	
2-Chlorotoluene	ND	ug/kg	620	220	100	07/20/21 10:24	07/20/21 13:23	95-49-8	
4-Chlorotoluene	ND	ug/kg	620	110	100	07/20/21 10:24	07/20/21 13:23	106-43-4	
1,2-Dibromo-3-chloropropane	ND	ug/kg	620	241	100	07/20/21 10:24	07/20/21 13:23	96-12-8	
Dibromochloromethane	ND	ug/kg	620	349	100	07/20/21 10:24	07/20/21 13:23	124-48-1	
1,2-Dibromoethane (EDB)	ND	ug/kg	620	273	100	07/20/21 10:24	07/20/21 13:23	106-93-4	
Dibromomethane	ND	ug/kg	620	133	100	07/20/21 10:24	07/20/21 13:23	74-95-3	
1,2-Dichlorobenzene	ND	ug/kg	620	223	100	07/20/21 10:24	07/20/21 13:23	95-50-1	
1,3-Dichlorobenzene	ND	ug/kg	620	192	100	07/20/21 10:24	07/20/21 13:23	541-73-1	
1,4-Dichlorobenzene	ND	ug/kg	620	161	100	07/20/21 10:24	07/20/21 13:23	106-46-7	
Dichlorodifluoromethane	ND	ug/kg	1240	269	100	07/20/21 10:24	07/20/21 13:23	75-71-8	
1,1-Dichloroethane	ND	ug/kg	620	256	100	07/20/21 10:24	07/20/21 13:23	75-34-3	
1,2-Dichloroethane	ND	ug/kg	620	411	100	07/20/21 10:24	07/20/21 13:23	107-06-2	v2
1,1-Dichloroethene	ND	ug/kg	620	256	100	07/20/21 10:24	07/20/21 13:23	75-35-4	
cis-1,2-Dichloroethene	ND	ug/kg	620	212	100	07/20/21 10:24	07/20/21 13:23	156-59-2	
trans-1,2-Dichloroethene	ND	ug/kg	620	217	100	07/20/21 10:24	07/20/21 13:23	156-60-5	
1,2-Dichloropropane	ND	ug/kg	620	186	100	07/20/21 10:24	07/20/21 13:23	78-87-5	
1,3-Dichloropropane	ND	ug/kg	620	194	100	07/20/21 10:24	07/20/21 13:23	142-28-9	
2,2-Dichloropropane	ND	ug/kg	620	202	100	07/20/21 10:24	07/20/21 13:23	594-20-7	

REPORT OF LABORATORY ANALYSIS

This report shall not be reproduced, except in full,
without the written consent of Pace Analytical Services, LLC.

Pace Analytical Services, LLC
9800 Kincey Ave. Suite 100
Huntersville, NC 28078
(704)875-9092

ANALYTICAL RESULTS

Project: 2020-L1-2448
Pace Project No.: 92549416

Sample: AF5 (32-34') **Lab ID: 92549416006** Collected: 07/13/21 10:10 Received: 07/14/21 11:25 Matrix: Solid

Results reported on a "dry weight" basis and are adjusted for percent moisture, sample size and any dilutions.

Parameters	Results	Units	Report Limit	MDL	DF	Prepared	Analyzed	CAS No.	Qual
8260D/5035A/5030B Volatiles	Analytical Method: EPA 8260D Preparation Method: EPA 5035A/5030B Pace Analytical Services - Charlotte								
1,1-Dichloropropene	ND	ug/kg	620	298	100	07/20/21 10:24	07/20/21 13:23	563-58-6	
cis-1,3-Dichloropropene	ND	ug/kg	620	169	100	07/20/21 10:24	07/20/21 13:23	10061-01-5	
trans-1,3-Dichloropropene	ND	ug/kg	620	213	100	07/20/21 10:24	07/20/21 13:23	10061-02-6	
Diisopropyl ether	**2290**	ug/kg	620	168	100	07/20/21 10:24	07/20/21 13:23	108-20-3	v3
Ethylbenzene	**197000**	ug/kg	620	289	100	07/20/21 10:24	07/20/21 13:23	100-41-4	
Hexachloro-1,3-butadiene	ND	ug/kg	1240	1020	100	07/20/21 10:24	07/20/21 13:23	87-68-3	
2-Hexanone	ND	ug/kg	6200	598	100	07/20/21 10:24	07/20/21 13:23	591-78-6	
Isopropylbenzene (Cumene)	**16100**	ug/kg	620	211	100	07/20/21 10:24	07/20/21 13:23	98-82-8	
p-Isopropyltoluene	**15300**	ug/kg	620	305	100	07/20/21 10:24	07/20/21 13:23	99-87-6	
Methylene Chloride	ND	ug/kg	2480	1700	100	07/20/21 10:24	07/20/21 13:23	75-09-2	
4-Methyl-2-pentanone (MIBK)	**14900**	ug/kg	6200	598	100	07/20/21 10:24	07/20/21 13:23	108-10-1	
Methyl-tert-butyl ether	ND	ug/kg	620	232	100	07/20/21 10:24	07/20/21 13:23	1634-04-4	
Naphthalene	**37900**	ug/kg	620	326	100	07/20/21 10:24	07/20/21 13:23	91-20-3	
n-Propylbenzene	ND	ug/kg	620	221	100	07/20/21 10:24	07/20/21 13:23	103-65-1	
Styrene	**7980**	ug/kg	620	164	100	07/20/21 10:24	07/20/21 13:23	100-42-5	
1,1,1,2-Tetrachloroethane	ND	ug/kg	620	238	100	07/20/21 10:24	07/20/21 13:23	630-20-6	
1,1,2,2-Tetrachloroethane	ND	ug/kg	620	164	100	07/20/21 10:24	07/20/21 13:23	79-34-5	
Tetrachloroethene	ND	ug/kg	620	196	100	07/20/21 10:24	07/20/21 13:23	127-18-4	
Toluene	**619000**	ug/kg	620	176	100	07/20/21 10:24	07/20/21 13:23	108-88-3	
1,2,3-Trichlorobenzene	ND	ug/kg	620	501	100	07/20/21 10:24	07/20/21 13:23	87-61-6	
1,2,4-Trichlorobenzene	ND	ug/kg	620	521	100	07/20/21 10:24	07/20/21 13:23	120-82-1	
1,1,1-Trichloroethane	ND	ug/kg	620	323	100	07/20/21 10:24	07/20/21 13:23	71-55-6	v2
1,1,2-Trichloroethane	ND	ug/kg	620	206	100	07/20/21 10:24	07/20/21 13:23	79-00-5	
Trichloroethene	ND	ug/kg	620	160	100	07/20/21 10:24	07/20/21 13:23	79-01-6	
Trichlorofluoromethane	ND	ug/kg	620	341	100	07/20/21 10:24	07/20/21 13:23	75-69-4	
1,2,3-Trichloropropane	ND	ug/kg	620	314	100	07/20/21 10:24	07/20/21 13:23	96-18-4	
1,2,4-Trimethylbenzene	**357000**	ug/kg	620	170	100	07/20/21 10:24	07/20/21 13:23	95-63-6	
1,3,5-Trimethylbenzene	**105000**	ug/kg	620	208	100	07/20/21 10:24	07/20/21 13:23	108-67-8	
Vinyl acetate	ND	ug/kg	6200	452	100	07/20/21 10:24	07/20/21 13:23	108-05-4	
Vinyl chloride	ND	ug/kg	1240	315	100	07/20/21 10:24	07/20/21 13:23	75-01-4	
Xylene (Total)	**970000**	ug/kg	1240	354	100	07/20/21 10:24	07/20/21 13:23	1330-20-7	
m&p-Xylene	**696000**	ug/kg	1240	424	100	07/20/21 10:24	07/20/21 13:23	179601-23-1	
o-Xylene	**274000**	ug/kg	620	274	100	07/20/21 10:24	07/20/21 13:23	95-47-6	
Surrogates									
Toluene-d8 (S)	95	%	70-130		100	07/20/21 10:24	07/20/21 13:23	2037-26-5	
4-Bromofluorobenzene (S)	98	%	69-134		100	07/20/21 10:24	07/20/21 13:23	460-00-4	
1,2-Dichloroethane-d4 (S)	100	%	70-130		100	07/20/21 10:24	07/20/21 13:23	17060-07-0	
Percent Moisture	Analytical Method: SW-846 Pace Analytical Services - Charlotte								
Percent Moisture	**14.9**	%	0.10	0.10	1		07/14/21 17:09		N2

REPORT OF LABORATORY ANALYSIS

This report shall not be reproduced, except in full,
without the written consent of Pace Analytical Services, LLC.

Pace Analytical Services, LLC
9800 Kincey Ave. Suite 100
Huntersville, NC 28078
(704)875-9092

ANALYTICAL RESULTS

Project: 2020-L1-2448
Pace Project No.: 92549416

Sample: AF4 (0-2') **Lab ID: 92549416007** Collected: 07/13/21 11:00 Received: 07/14/21 11:25 Matrix: Solid

Results reported on a "dry weight" basis and are adjusted for percent moisture, sample size and any dilutions.

Parameters	Results	Units	Report Limit	MDL	DF	Prepared	Analyzed	CAS No.	Qual
VPH NC Soil	Analytical Method: MADEP VPH Preparation Method: MADEP VPH Pace Analytical Services - Charlotte								
Total VPH (C5-C12)	**4.8**	mg/kg	3.2	3.2	1	07/19/21 12:40	07/19/21 22:30		N2
Aliphatic (C05-C08)	ND	mg/kg	3.2	3.2	1	07/19/21 12:40	07/19/21 22:30		N2
Aliphatic(C09-C12) Adjusted	ND	mg/kg	3.2	3.2	1	07/19/21 12:40	07/19/21 22:30		N2
Aromatic (C09-C10)	ND	mg/kg	3.2	3.2	1	07/19/21 12:40	07/19/21 22:30		N2
Surrogates									
4-Bromofluorobenzene (FID) (S)	96	%	70-130		1	07/19/21 12:40	07/19/21 22:30	460-00-4	
4-Bromofluorobenzene (PID) (S)	89	%	70-130		1	07/19/21 12:40	07/19/21 22:30	460-00-4	
8260D/5035A/5030B Volatiles	Analytical Method: EPA 8260D Preparation Method: EPA 5035A/5030B Pace Analytical Services - Charlotte								
Acetone	ND	ug/kg	135	43.5	1	07/19/21 09:18	07/19/21 14:20	67-64-1	
Benzene	ND	ug/kg	6.8	2.7	1	07/19/21 09:18	07/19/21 14:20	71-43-2	
Bromobenzene	ND	ug/kg	6.8	2.2	1	07/19/21 09:18	07/19/21 14:20	108-86-1	
Bromochloromethane	ND	ug/kg	6.8	2.0	1	07/19/21 09:18	07/19/21 14:20	74-97-5	
Bromodichloromethane	ND	ug/kg	6.8	2.6	1	07/19/21 09:18	07/19/21 14:20	75-27-4	
Bromoform	ND	ug/kg	6.8	2.4	1	07/19/21 09:18	07/19/21 14:20	75-25-2	
Bromomethane	ND	ug/kg	13.5	10.7	1	07/19/21 09:18	07/19/21 14:20	74-83-9	IK
2-Butanone (MEK)	ND	ug/kg	135	32.5	1	07/19/21 09:18	07/19/21 14:20	78-93-3	
n-Butylbenzene	ND	ug/kg	6.8	3.2	1	07/19/21 09:18	07/19/21 14:20	104-51-8	
sec-Butylbenzene	ND	ug/kg	6.8	3.0	1	07/19/21 09:18	07/19/21 14:20	135-98-8	
tert-Butylbenzene	ND	ug/kg	6.8	2.4	1	07/19/21 09:18	07/19/21 14:20	98-06-6	
Carbon tetrachloride	ND	ug/kg	6.8	2.5	1	07/19/21 09:18	07/19/21 14:20	56-23-5	
Chlorobenzene	ND	ug/kg	6.8	1.3	1	07/19/21 09:18	07/19/21 14:20	108-90-7	
Chloroethane	ND	ug/kg	13.5	5.2	1	07/19/21 09:18	07/19/21 14:20	75-00-3	
Chloroform	ND	ug/kg	6.8	4.1	1	07/19/21 09:18	07/19/21 14:20	67-66-3	
Chloromethane	ND	ug/kg	13.5	5.7	1	07/19/21 09:18	07/19/21 14:20	74-87-3	
2-Chlorotoluene	ND	ug/kg	6.8	2.4	1	07/19/21 09:18	07/19/21 14:20	95-49-8	
4-Chlorotoluene	ND	ug/kg	6.8	1.2	1	07/19/21 09:18	07/19/21 14:20	106-43-4	
1,2-Dibromo-3-chloropropane	ND	ug/kg	6.8	2.6	1	07/19/21 09:18	07/19/21 14:20	96-12-8	
Dibromochloromethane	ND	ug/kg	6.8	3.8	1	07/19/21 09:18	07/19/21 14:20	124-48-1	
1,2-Dibromoethane (EDB)	ND	ug/kg	6.8	3.0	1	07/19/21 09:18	07/19/21 14:20	106-93-4	
Dibromomethane	ND	ug/kg	6.8	1.4	1	07/19/21 09:18	07/19/21 14:20	74-95-3	
1,2-Dichlorobenzene	ND	ug/kg	6.8	2.4	1	07/19/21 09:18	07/19/21 14:20	95-50-1	
1,3-Dichlorobenzene	ND	ug/kg	6.8	2.1	1	07/19/21 09:18	07/19/21 14:20	541-73-1	
1,4-Dichlorobenzene	ND	ug/kg	6.8	1.8	1	07/19/21 09:18	07/19/21 14:20	106-46-7	
Dichlorodifluoromethane	ND	ug/kg	13.5	2.9	1	07/19/21 09:18	07/19/21 14:20	75-71-8	
1,1-Dichloroethane	ND	ug/kg	6.8	2.8	1	07/19/21 09:18	07/19/21 14:20	75-34-3	
1,2-Dichloroethane	ND	ug/kg	6.8	4.5	1	07/19/21 09:18	07/19/21 14:20	107-06-2	
1,1-Dichloroethene	ND	ug/kg	6.8	2.8	1	07/19/21 09:18	07/19/21 14:20	75-35-4	
cis-1,2-Dichloroethene	ND	ug/kg	6.8	2.3	1	07/19/21 09:18	07/19/21 14:20	156-59-2	
trans-1,2-Dichloroethene	ND	ug/kg	6.8	2.4	1	07/19/21 09:18	07/19/21 14:20	156-60-5	
1,2-Dichloropropane	ND	ug/kg	6.8	2.0	1	07/19/21 09:18	07/19/21 14:20	78-87-5	
1,3-Dichloropropane	ND	ug/kg	6.8	2.1	1	07/19/21 09:18	07/19/21 14:20	142-28-9	
2,2-Dichloropropane	ND	ug/kg	6.8	2.2	1	07/19/21 09:18	07/19/21 14:20	594-20-7	

REPORT OF LABORATORY ANALYSIS

This report shall not be reproduced, except in full,
without the written consent of Pace Analytical Services, LLC.

Pace Analytical Services, LLC
9800 Kincey Ave. Suite 100
Huntersville, NC 28078
(704)875-9092

ANALYTICAL RESULTS

Project: 2020-L1-2448
Pace Project No.: 92549416

Sample: AF4 (0-2') **Lab ID: 92549416007** Collected: 07/13/21 11:00 Received: 07/14/21 11:25 Matrix: Solid

Results reported on a "dry weight" basis and are adjusted for percent moisture, sample size and any dilutions.

Parameters	Results	Units	Report Limit	MDL	DF	Prepared	Analyzed	CAS No.	Qual
8260D/5035A/5030B Volatiles	Analytical Method: EPA 8260D Preparation Method: EPA 5035A/5030B Pace Analytical Services - Charlotte								
1,1-Dichloropropene	ND	ug/kg	6.8	3.3	1	07/19/21 09:18	07/19/21 14:20	563-58-6	
cis-1,3-Dichloropropene	ND	ug/kg	6.8	1.8	1	07/19/21 09:18	07/19/21 14:20	10061-01-5	
trans-1,3-Dichloropropene	ND	ug/kg	6.8	2.3	1	07/19/21 09:18	07/19/21 14:20	10061-02-6	
Diisopropyl ether	ND	ug/kg	6.8	1.8	1	07/19/21 09:18	07/19/21 14:20	108-20-3	
Ethylbenzene	ND	ug/kg	6.8	3.2	1	07/19/21 09:18	07/19/21 14:20	100-41-4	
Hexachloro-1,3-butadiene	ND	ug/kg	13.5	11.1	1	07/19/21 09:18	07/19/21 14:20	87-68-3	
2-Hexanone	ND	ug/kg	67.7	6.5	1	07/19/21 09:18	07/19/21 14:20	591-78-6	
Isopropylbenzene (Cumene)	ND	ug/kg	6.8	2.3	1	07/19/21 09:18	07/19/21 14:20	98-82-8	
p-Isopropyltoluene	ND	ug/kg	6.8	3.3	1	07/19/21 09:18	07/19/21 14:20	99-87-6	
Methylene Chloride	ND	ug/kg	27.1	18.6	1	07/19/21 09:18	07/19/21 14:20	75-09-2	
4-Methyl-2-pentanone (MIBK)	ND	ug/kg	67.7	6.5	1	07/19/21 09:18	07/19/21 14:20	108-10-1	
Methyl-tert-butyl ether	ND	ug/kg	6.8	2.5	1	07/19/21 09:18	07/19/21 14:20	1634-04-4	
Naphthalene	ND	ug/kg	6.8	3.6	1	07/19/21 09:18	07/19/21 14:20	91-20-3	
n-Propylbenzene	ND	ug/kg	6.8	2.4	1	07/19/21 09:18	07/19/21 14:20	103-65-1	
Styrene	ND	ug/kg	6.8	1.8	1	07/19/21 09:18	07/19/21 14:20	100-42-5	
1,1,1,2-Tetrachloroethane	ND	ug/kg	6.8	2.6	1	07/19/21 09:18	07/19/21 14:20	630-20-6	
1,1,2,2-Tetrachloroethane	ND	ug/kg	6.8	1.8	1	07/19/21 09:18	07/19/21 14:20	79-34-5	
Tetrachloroethene	ND	ug/kg	6.8	2.1	1	07/19/21 09:18	07/19/21 14:20	127-18-4	
Toluene	**5.3J**	ug/kg	6.8	1.9	1	07/19/21 09:18	07/19/21 14:20	108-88-3	
1,2,3-Trichlorobenzene	ND	ug/kg	6.8	5.5	1	07/19/21 09:18	07/19/21 14:20	87-61-6	
1,2,4-Trichlorobenzene	ND	ug/kg	6.8	5.7	1	07/19/21 09:18	07/19/21 14:20	120-82-1	
1,1,1-Trichloroethane	ND	ug/kg	6.8	3.5	1	07/19/21 09:18	07/19/21 14:20	71-55-6	
1,1,2-Trichloroethane	ND	ug/kg	6.8	2.2	1	07/19/21 09:18	07/19/21 14:20	79-00-5	
Trichloroethene	ND	ug/kg	6.8	1.7	1	07/19/21 09:18	07/19/21 14:20	79-01-6	
Trichlorofluoromethane	ND	ug/kg	6.8	3.7	1	07/19/21 09:18	07/19/21 14:20	75-69-4	
1,2,3-Trichloropropane	ND	ug/kg	6.8	3.4	1	07/19/21 09:18	07/19/21 14:20	96-18-4	
1,2,4-Trimethylbenzene	**4.2J**	ug/kg	6.8	1.9	1	07/19/21 09:18	07/19/21 14:20	95-63-6	
1,3,5-Trimethylbenzene	ND	ug/kg	6.8	2.3	1	07/19/21 09:18	07/19/21 14:20	108-67-8	
Vinyl acetate	ND	ug/kg	67.7	4.9	1	07/19/21 09:18	07/19/21 14:20	108-05-4	
Vinyl chloride	ND	ug/kg	13.5	3.4	1	07/19/21 09:18	07/19/21 14:20	75-01-4	
Xylene (Total)	ND	ug/kg	13.5	3.9	1	07/19/21 09:18	07/19/21 14:20	1330-20-7	
m&p-Xylene	ND	ug/kg	13.5	4.6	1	07/19/21 09:18	07/19/21 14:20	179601-23-1	
o-Xylene	ND	ug/kg	6.8	3.0	1	07/19/21 09:18	07/19/21 14:20	95-47-6	
Surrogates									
Toluene-d8 (S)	100	%	70-130		1	07/19/21 09:18	07/19/21 14:20	2037-26-5	
4-Bromofluorobenzene (S)	97	%	69-134		1	07/19/21 09:18	07/19/21 14:20	460-00-4	
1,2-Dichloroethane-d4 (S)	103	%	70-130		1	07/19/21 09:18	07/19/21 14:20	17060-07-0	
Percent Moisture	Analytical Method: SW-846 Pace Analytical Services - Charlotte								
Percent Moisture	**21.3**	%	0.10	0.10	1		07/14/21 17:09		N2

REPORT OF LABORATORY ANALYSIS

This report shall not be reproduced, except in full,
without the written consent of Pace Analytical Services, LLC.

Pace Analytical Services, LLC
9800 Kincey Ave. Suite 100
Huntersville, NC 28078
(704)875-9092

ANALYTICAL RESULTS

Project: 2020-L1-2448
Pace Project No.: 92549416

Sample: AF4 (10-12') **Lab ID: 92549416008** Collected: 07/13/21 11:05 Received: 07/14/21 11:25 Matrix: Solid

Results reported on a "dry weight" basis and are adjusted for percent moisture, sample size and any dilutions.

Parameters	Results	Units	Report Limit	MDL	DF	Prepared	Analyzed	CAS No.	Qual
VPH NC Soil	Analytical Method: MADEP VPH Preparation Method: MADEP VPH Pace Analytical Services - Charlotte								
Total VPH (C5-C12)	**693**	mg/kg	3.3	3.3	1	07/19/21 12:40	07/19/21 22:58		N2
Aliphatic (C05-C08)	**449**	mg/kg	3.3	3.3	1	07/19/21 12:40	07/19/21 22:58		N2
Aliphatic(C09-C12) Adjusted	**156**	mg/kg	3.3	3.3	1	07/19/21 12:40	07/19/21 22:58		N2
Aromatic (C09-C10)	**87.5**	mg/kg	3.3	3.3	1	07/19/21 12:40	07/19/21 22:58		N2
Surrogates									
4-Bromofluorobenzene (FID) (S)	138	%	70-130		1	07/19/21 12:40	07/19/21 22:58	460-00-4	S5
4-Bromofluorobenzene (PID) (S)	85	%	70-130		1	07/19/21 12:40	07/19/21 22:58	460-00-4	
8260D/5035A/5030B Volatiles	Analytical Method: EPA 8260D Preparation Method: EPA 5035A/5030B Pace Analytical Services - Charlotte								
Acetone	ND	ug/kg	1730	556	12.5	07/20/21 10:24	07/20/21 12:47	67-64-1	
Benzene	**1250**	ug/kg	86.7	34.5	12.5	07/20/21 10:24	07/20/21 12:47	71-43-2	
Bromobenzene	ND	ug/kg	86.7	28.3	12.5	07/20/21 10:24	07/20/21 12:47	108-86-1	
Bromochloromethane	ND	ug/kg	86.7	25.7	12.5	07/20/21 10:24	07/20/21 12:47	74-97-5	
Bromodichloromethane	ND	ug/kg	86.7	33.5	12.5	07/20/21 10:24	07/20/21 12:47	75-27-4	
Bromoform	ND	ug/kg	86.7	30.5	12.5	07/20/21 10:24	07/20/21 12:47	75-25-2	
Bromomethane	ND	ug/kg	173	137	12.5	07/20/21 10:24	07/20/21 12:47	74-83-9	IK
2-Butanone (MEK)	ND	ug/kg	1730	416	12.5	07/20/21 10:24	07/20/21 12:47	78-93-3	
n-Butylbenzene	**2470**	ug/kg	86.7	40.9	12.5	07/20/21 10:24	07/20/21 12:47	104-51-8	
sec-Butylbenzene	ND	ug/kg	86.7	38.1	12.5	07/20/21 10:24	07/20/21 12:47	135-98-8	
tert-Butylbenzene	ND	ug/kg	86.7	30.9	12.5	07/20/21 10:24	07/20/21 12:47	98-06-6	
Carbon tetrachloride	ND	ug/kg	86.7	32.4	12.5	07/20/21 10:24	07/20/21 12:47	56-23-5	
Chlorobenzene	ND	ug/kg	86.7	16.6	12.5	07/20/21 10:24	07/20/21 12:47	108-90-7	
Chloroethane	ND	ug/kg	173	66.9	12.5	07/20/21 10:24	07/20/21 12:47	75-00-3	
Chloroform	ND	ug/kg	86.7	52.7	12.5	07/20/21 10:24	07/20/21 12:47	67-66-3	
Chloromethane	ND	ug/kg	173	72.8	12.5	07/20/21 10:24	07/20/21 12:47	74-87-3	
2-Chlorotoluene	ND	ug/kg	86.7	30.7	12.5	07/20/21 10:24	07/20/21 12:47	95-49-8	
4-Chlorotoluene	ND	ug/kg	86.7	15.3	12.5	07/20/21 10:24	07/20/21 12:47	106-43-4	
1,2-Dibromo-3-chloropropane	ND	ug/kg	86.7	33.6	12.5	07/20/21 10:24	07/20/21 12:47	96-12-8	
Dibromochloromethane	ND	ug/kg	86.7	48.7	12.5	07/20/21 10:24	07/20/21 12:47	124-48-1	
1,2-Dibromoethane (EDB)	ND	ug/kg	86.7	38.1	12.5	07/20/21 10:24	07/20/21 12:47	106-93-4	
Dibromomethane	ND	ug/kg	86.7	18.5	12.5	07/20/21 10:24	07/20/21 12:47	74-95-3	
1,2-Dichlorobenzene	ND	ug/kg	86.7	31.2	12.5	07/20/21 10:24	07/20/21 12:47	95-50-1	
1,3-Dichlorobenzene	ND	ug/kg	86.7	26.9	12.5	07/20/21 10:24	07/20/21 12:47	541-73-1	
1,4-Dichlorobenzene	ND	ug/kg	86.7	22.5	12.5	07/20/21 10:24	07/20/21 12:47	106-46-7	
Dichlorodifluoromethane	ND	ug/kg	173	37.6	12.5	07/20/21 10:24	07/20/21 12:47	75-71-8	
1,1-Dichloroethane	ND	ug/kg	86.7	35.7	12.5	07/20/21 10:24	07/20/21 12:47	75-34-3	
1,2-Dichloroethane	ND	ug/kg	86.7	57.4	12.5	07/20/21 10:24	07/20/21 12:47	107-06-2	v2
1,1-Dichloroethene	ND	ug/kg	86.7	35.7	12.5	07/20/21 10:24	07/20/21 12:47	75-35-4	
cis-1,2-Dichloroethene	ND	ug/kg	86.7	29.6	12.5	07/20/21 10:24	07/20/21 12:47	156-59-2	
trans-1,2-Dichloroethene	ND	ug/kg	86.7	30.3	12.5	07/20/21 10:24	07/20/21 12:47	156-60-5	
1,2-Dichloropropane	ND	ug/kg	86.7	26.0	12.5	07/20/21 10:24	07/20/21 12:47	78-87-5	
1,3-Dichloropropane	ND	ug/kg	86.7	27.0	12.5	07/20/21 10:24	07/20/21 12:47	142-28-9	
2,2-Dichloropropane	ND	ug/kg	86.7	28.3	12.5	07/20/21 10:24	07/20/21 12:47	594-20-7	

REPORT OF LABORATORY ANALYSIS

This report shall not be reproduced, except in full,
without the written consent of Pace Analytical Services, LLC.

Pace Analytical Services, LLC
9800 Kincey Ave. Suite 100
Huntersville, NC 28078
(704)875-9092

ANALYTICAL RESULTS

Project: 2020-L1-2448
Pace Project No.: 92549416

Sample: AF4 (10-12') **Lab ID: 92549416008** Collected: 07/13/21 11:05 Received: 07/14/21 11:25 Matrix: Solid

Results reported on a "dry weight" basis and are adjusted for percent moisture, sample size and any dilutions.

Parameters	Results	Units	Report Limit	MDL	DF	Prepared	Analyzed	CAS No.	Qual
8260D/5035A/5030B Volatiles	Analytical Method: EPA 8260D Preparation Method: EPA 5035A/5030B Pace Analytical Services - Charlotte								
1,1-Dichloropropene	ND	ug/kg	86.7	41.6	12.5	07/20/21 10:24	07/20/21 12:47	563-58-6	
cis-1,3-Dichloropropene	ND	ug/kg	86.7	23.6	12.5	07/20/21 10:24	07/20/21 12:47	10061-01-5	
trans-1,3-Dichloropropene	ND	ug/kg	86.7	29.8	12.5	07/20/21 10:24	07/20/21 12:47	10061-02-6	
Diisopropyl ether	**44.0J**	ug/kg	86.7	23.4	12.5	07/20/21 10:24	07/20/21 12:47	108-20-3	v2
Ethylbenzene	**14800**	ug/kg	86.7	40.4	12.5	07/20/21 10:24	07/20/21 12:47	100-41-4	
Hexachloro-1,3-butadiene	ND	ug/kg	173	142	12.5	07/20/21 10:24	07/20/21 12:47	87-68-3	
2-Hexanone	ND	ug/kg	867	83.6	12.5	07/20/21 10:24	07/20/21 12:47	591-78-6	
Isopropylbenzene (Cumene)	**1840**	ug/kg	86.7	29.5	12.5	07/20/21 10:24	07/20/21 12:47	98-82-8	
p-Isopropyltoluene	**2100**	ug/kg	86.7	42.6	12.5	07/20/21 10:24	07/20/21 12:47	99-87-6	
Methylene Chloride	ND	ug/kg	347	237	12.5	07/20/21 10:24	07/20/21 12:47	75-09-2	
4-Methyl-2-pentanone (MIBK)	**1520**	ug/kg	867	83.6	12.5	07/20/21 10:24	07/20/21 12:47	108-10-1	
Methyl-tert-butyl ether	ND	ug/kg	86.7	32.4	12.5	07/20/21 10:24	07/20/21 12:47	1634-04-4	
Naphthalene	**5900**	ug/kg	86.7	45.6	12.5	07/20/21 10:24	07/20/21 12:47	91-20-3	
n-Propylbenzene	ND	ug/kg	86.7	30.9	12.5	07/20/21 10:24	07/20/21 12:47	103-65-1	M1
Styrene	**723**	ug/kg	86.7	22.9	12.5	07/20/21 10:24	07/20/21 12:47	100-42-5	
1,1,1,2-Tetrachloroethane	ND	ug/kg	86.7	33.3	12.5	07/20/21 10:24	07/20/21 12:47	630-20-6	
1,1,2,2-Tetrachloroethane	ND	ug/kg	86.7	22.9	12.5	07/20/21 10:24	07/20/21 12:47	79-34-5	
Tetrachloroethene	ND	ug/kg	86.7	27.4	12.5	07/20/21 10:24	07/20/21 12:47	127-18-4	
Toluene	**27200**	ug/kg	86.7	24.6	12.5	07/20/21 10:24	07/20/21 12:47	108-88-3	
1,2,3-Trichlorobenzene	ND	ug/kg	86.7	70.0	12.5	07/20/21 10:24	07/20/21 12:47	87-61-6	
1,2,4-Trichlorobenzene	ND	ug/kg	86.7	72.8	12.5	07/20/21 10:24	07/20/21 12:47	120-82-1	
1,1,1-Trichloroethane	ND	ug/kg	86.7	45.1	12.5	07/20/21 10:24	07/20/21 12:47	71-55-6	v2
1,1,2-Trichloroethane	ND	ug/kg	86.7	28.8	12.5	07/20/21 10:24	07/20/21 12:47	79-00-5	
Trichloroethene	ND	ug/kg	86.7	22.4	12.5	07/20/21 10:24	07/20/21 12:47	79-01-6	
Trichlorofluoromethane	ND	ug/kg	86.7	47.7	12.5	07/20/21 10:24	07/20/21 12:47	75-69-4	
1,2,3-Trichloropropane	ND	ug/kg	86.7	43.9	12.5	07/20/21 10:24	07/20/21 12:47	96-18-4	
1,2,4-Trimethylbenzene	**46600**	ug/kg	86.7	23.7	12.5	07/20/21 10:24	07/20/21 12:47	95-63-6	
1,3,5-Trimethylbenzene	**13900**	ug/kg	86.7	29.1	12.5	07/20/21 10:24	07/20/21 12:47	108-67-8	
Vinyl acetate	ND	ug/kg	867	63.1	12.5	07/20/21 10:24	07/20/21 12:47	108-05-4	
Vinyl chloride	ND	ug/kg	173	44.0	12.5	07/20/21 10:24	07/20/21 12:47	75-01-4	
Xylene (Total)	**82100**	ug/kg	173	49.4	12.5	07/20/21 10:24	07/20/21 12:47	1330-20-7	
m&p-Xylene	**57700**	ug/kg	173	59.3	12.5	07/20/21 10:24	07/20/21 12:47	179601-23-1	
o-Xylene	**24400**	ug/kg	86.7	38.3	12.5	07/20/21 10:24	07/20/21 12:47	95-47-6	
Surrogates									
Toluene-d8 (S)	96	%	70-130		12.5	07/20/21 10:24	07/20/21 12:47	2037-26-5	
4-Bromofluorobenzene (S)	97	%	69-134		12.5	07/20/21 10:24	07/20/21 12:47	460-00-4	
1,2-Dichloroethane-d4 (S)	98	%	70-130		12.5	07/20/21 10:24	07/20/21 12:47	17060-07-0	
Percent Moisture	Analytical Method: SW-846 Pace Analytical Services - Charlotte								
Percent Moisture	**19.9**	%	0.10	0.10	1		07/14/21 17:09		N2

REPORT OF LABORATORY ANALYSIS

This report shall not be reproduced, except in full,
without the written consent of Pace Analytical Services, LLC.

Pace Analytical Services, LLC
9800 Kincey Ave. Suite 100
Huntersville, NC 28078
(704)875-9092

ANALYTICAL RESULTS

Project: 2020-L1-2448
Pace Project No.: 92549416

Sample: AF4 (34-35') **Lab ID: 92549416009** Collected: 07/13/21 11:10 Received: 07/14/21 11:25 Matrix: Solid

Results reported on a "dry weight" basis and are adjusted for percent moisture, sample size and any dilutions.

Parameters	Results	Units	Report Limit	MDL	DF	Prepared	Analyzed	CAS No.	Qual
VPH NC Soil	Analytical Method: MADEP VPH Preparation Method: MADEP VPH Pace Analytical Services - Charlotte								
Total VPH (C5-C12)	**11400**	mg/kg	56.3	56.3	20	07/19/21 12:40	07/20/21 03:42		N2
Aliphatic (C05-C08)	**8310**	mg/kg	56.3	56.3	20	07/19/21 12:40	07/20/21 03:42		N2
Aliphatic(C09-C12) Adjusted	**2240**	mg/kg	56.3	56.3	20	07/19/21 12:40	07/20/21 03:42		N2
Aromatic (C09-C10)	**809**	mg/kg	56.3	56.3	20	07/19/21 12:40	07/20/21 03:42		N2
Surrogates									
4-Bromofluorobenzene (FID) (S)	125	%	70-130		20	07/19/21 12:40	07/20/21 03:42	460-00-4	
4-Bromofluorobenzene (PID) (S)	87	%	70-130		20	07/19/21 12:40	07/20/21 03:42	460-00-4	
8260D/5035A/5030B Volatiles	Analytical Method: EPA 8260D Preparation Method: EPA 5035A/5030B Pace Analytical Services - Charlotte								
Acetone	ND	ug/kg	11500	3680	100	07/20/21 10:24	07/20/21 13:42	67-64-1	
Benzene	**33200**	ug/kg	574	228	100	07/20/21 10:24	07/20/21 13:42	71-43-2	
Bromobenzene	ND	ug/kg	574	187	100	07/20/21 10:24	07/20/21 13:42	108-86-1	
Bromochloromethane	ND	ug/kg	574	170	100	07/20/21 10:24	07/20/21 13:42	74-97-5	
Bromodichloromethane	ND	ug/kg	574	221	100	07/20/21 10:24	07/20/21 13:42	75-27-4	
Bromoform	ND	ug/kg	574	202	100	07/20/21 10:24	07/20/21 13:42	75-25-2	
Bromomethane	ND	ug/kg	1150	906	100	07/20/21 10:24	07/20/21 13:42	74-83-9	IK
2-Butanone (MEK)	ND	ug/kg	11500	2750	100	07/20/21 10:24	07/20/21 13:42	78-93-3	
n-Butylbenzene	**10000**	ug/kg	574	271	100	07/20/21 10:24	07/20/21 13:42	104-51-8	
sec-Butylbenzene	ND	ug/kg	574	252	100	07/20/21 10:24	07/20/21 13:42	135-98-8	
tert-Butylbenzene	ND	ug/kg	574	204	100	07/20/21 10:24	07/20/21 13:42	98-06-6	
Carbon tetrachloride	ND	ug/kg	574	215	100	07/20/21 10:24	07/20/21 13:42	56-23-5	
Chlorobenzene	ND	ug/kg	574	110	100	07/20/21 10:24	07/20/21 13:42	108-90-7	
Chloroethane	ND	ug/kg	1150	443	100	07/20/21 10:24	07/20/21 13:42	75-00-3	
Chloroform	ND	ug/kg	574	349	100	07/20/21 10:24	07/20/21 13:42	67-66-3	
Chloromethane	ND	ug/kg	1150	482	100	07/20/21 10:24	07/20/21 13:42	74-87-3	
2-Chlorotoluene	ND	ug/kg	574	203	100	07/20/21 10:24	07/20/21 13:42	95-49-8	
4-Chlorotoluene	ND	ug/kg	574	102	100	07/20/21 10:24	07/20/21 13:42	106-43-4	
1,2-Dibromo-3-chloropropane	ND	ug/kg	574	223	100	07/20/21 10:24	07/20/21 13:42	96-12-8	
Dibromochloromethane	ND	ug/kg	574	322	100	07/20/21 10:24	07/20/21 13:42	124-48-1	
1,2-Dibromoethane (EDB)	ND	ug/kg	574	252	100	07/20/21 10:24	07/20/21 13:42	106-93-4	
Dibromomethane	ND	ug/kg	574	123	100	07/20/21 10:24	07/20/21 13:42	74-95-3	
1,2-Dichlorobenzene	ND	ug/kg	574	206	100	07/20/21 10:24	07/20/21 13:42	95-50-1	
1,3-Dichlorobenzene	ND	ug/kg	574	178	100	07/20/21 10:24	07/20/21 13:42	541-73-1	
1,4-Dichlorobenzene	ND	ug/kg	574	149	100	07/20/21 10:24	07/20/21 13:42	106-46-7	
Dichlorodifluoromethane	ND	ug/kg	1150	249	100	07/20/21 10:24	07/20/21 13:42	75-71-8	
1,1-Dichloroethane	ND	ug/kg	574	236	100	07/20/21 10:24	07/20/21 13:42	75-34-3	
1,2-Dichloroethane	ND	ug/kg	574	380	100	07/20/21 10:24	07/20/21 13:42	107-06-2	v2
1,1-Dichloroethene	ND	ug/kg	574	236	100	07/20/21 10:24	07/20/21 13:42	75-35-4	
cis-1,2-Dichloroethene	ND	ug/kg	574	196	100	07/20/21 10:24	07/20/21 13:42	156-59-2	
trans-1,2-Dichloroethene	ND	ug/kg	574	201	100	07/20/21 10:24	07/20/21 13:42	156-60-5	
1,2-Dichloropropane	ND	ug/kg	574	172	100	07/20/21 10:24	07/20/21 13:42	78-87-5	
1,3-Dichloropropane	ND	ug/kg	574	179	100	07/20/21 10:24	07/20/21 13:42	142-28-9	
2,2-Dichloropropane	ND	ug/kg	574	187	100	07/20/21 10:24	07/20/21 13:42	594-20-7	

REPORT OF LABORATORY ANALYSIS

This report shall not be reproduced, except in full,
without the written consent of Pace Analytical Services, LLC.

Pace Analytical Services, LLC
9800 Kincey Ave. Suite 100
Huntersville, NC 28078
(704)875-9092

ANALYTICAL RESULTS

Project: 2020-L1-2448
Pace Project No.: 92549416

Sample: AF4 (34-35') **Lab ID: 92549416009** Collected: 07/13/21 11:10 Received: 07/14/21 11:25 Matrix: Solid

Results reported on a "dry weight" basis and are adjusted for percent moisture, sample size and any dilutions.

Parameters	Results	Units	Report Limit	MDL	DF	Prepared	Analyzed	CAS No.	Qual
8260D/5035A/5030B Volatiles	Analytical Method: EPA 8260D Preparation Method: EPA 5035A/5030B Pace Analytical Services - Charlotte								
1,1-Dichloropropene	ND	ug/kg	574	275	100	07/20/21 10:24	07/20/21 13:42	563-58-6	
cis-1,3-Dichloropropene	ND	ug/kg	574	156	100	07/20/21 10:24	07/20/21 13:42	10061-01-5	
trans-1,3-Dichloropropene	ND	ug/kg	574	197	100	07/20/21 10:24	07/20/21 13:42	10061-02-6	
Diisopropyl ether	**1360**	ug/kg	574	155	100	07/20/21 10:24	07/20/21 13:42	108-20-3	v3
Ethylbenzene	**124000**	ug/kg	574	267	100	07/20/21 10:24	07/20/21 13:42	100-41-4	
Hexachloro-1,3-butadiene	ND	ug/kg	1150	938	100	07/20/21 10:24	07/20/21 13:42	87-68-3	
2-Hexanone	ND	ug/kg	5740	553	100	07/20/21 10:24	07/20/21 13:42	591-78-6	
Isopropylbenzene (Cumene)	**9940**	ug/kg	574	195	100	07/20/21 10:24	07/20/21 13:42	98-82-8	
p-Isopropyltoluene	**9300**	ug/kg	574	282	100	07/20/21 10:24	07/20/21 13:42	99-87-6	
Methylene Chloride	ND	ug/kg	2290	1570	100	07/20/21 10:24	07/20/21 13:42	75-09-2	
4-Methyl-2-pentanone (MIBK)	**7030**	ug/kg	5740	553	100	07/20/21 10:24	07/20/21 13:42	108-10-1	
Methyl-tert-butyl ether	ND	ug/kg	574	215	100	07/20/21 10:24	07/20/21 13:42	1634-04-4	
Naphthalene	**22300**	ug/kg	574	302	100	07/20/21 10:24	07/20/21 13:42	91-20-3	
n-Propylbenzene	ND	ug/kg	574	204	100	07/20/21 10:24	07/20/21 13:42	103-65-1	
Styrene	**4960**	ug/kg	574	151	100	07/20/21 10:24	07/20/21 13:42	100-42-5	
1,1,1,2-Tetrachloroethane	ND	ug/kg	574	220	100	07/20/21 10:24	07/20/21 13:42	630-20-6	
1,1,2,2-Tetrachloroethane	ND	ug/kg	574	151	100	07/20/21 10:24	07/20/21 13:42	79-34-5	
Tetrachloroethene	ND	ug/kg	574	181	100	07/20/21 10:24	07/20/21 13:42	127-18-4	
Toluene	**379000**	ug/kg	574	163	100	07/20/21 10:24	07/20/21 13:42	108-88-3	
1,2,3-Trichlorobenzene	ND	ug/kg	574	463	100	07/20/21 10:24	07/20/21 13:42	87-61-6	
1,2,4-Trichlorobenzene	ND	ug/kg	574	482	100	07/20/21 10:24	07/20/21 13:42	120-82-1	
1,1,1-Trichloroethane	ND	ug/kg	574	298	100	07/20/21 10:24	07/20/21 13:42	71-55-6	v2
1,1,2-Trichloroethane	ND	ug/kg	574	190	100	07/20/21 10:24	07/20/21 13:42	79-00-5	
Trichloroethene	ND	ug/kg	574	148	100	07/20/21 10:24	07/20/21 13:42	79-01-6	
Trichlorofluoromethane	ND	ug/kg	574	315	100	07/20/21 10:24	07/20/21 13:42	75-69-4	
1,2,3-Trichloropropane	ND	ug/kg	574	290	100	07/20/21 10:24	07/20/21 13:42	96-18-4	
1,2,4-Trimethylbenzene	**211000**	ug/kg	574	157	100	07/20/21 10:24	07/20/21 13:42	95-63-6	
1,3,5-Trimethylbenzene	**61200**	ug/kg	574	193	100	07/20/21 10:24	07/20/21 13:42	108-67-8	
Vinyl acetate	ND	ug/kg	5740	418	100	07/20/21 10:24	07/20/21 13:42	108-05-4	
Vinyl chloride	ND	ug/kg	1150	291	100	07/20/21 10:24	07/20/21 13:42	75-01-4	
Xylene (Total)	**623000**	ug/kg	1150	327	100	07/20/21 10:24	07/20/21 13:42	1330-20-7	
m&p-Xylene	**447000**	ug/kg	1150	392	100	07/20/21 10:24	07/20/21 13:42	179601-23-1	
o-Xylene	**176000**	ug/kg	574	254	100	07/20/21 10:24	07/20/21 13:42	95-47-6	
Surrogates									
Toluene-d8 (S)	97	%	70-130		100	07/20/21 10:24	07/20/21 13:42	2037-26-5	
4-Bromofluorobenzene (S)	97	%	69-134		100	07/20/21 10:24	07/20/21 13:42	460-00-4	
1,2-Dichloroethane-d4 (S)	100	%	70-130		100	07/20/21 10:24	07/20/21 13:42	17060-07-0	
Percent Moisture	Analytical Method: SW-846 Pace Analytical Services - Charlotte								
Percent Moisture	**10.9**	%	0.10	0.10	1		07/14/21 17:10		N2

REPORT OF LABORATORY ANALYSIS

This report shall not be reproduced, except in full,
without the written consent of Pace Analytical Services, LLC.

Pace Analytical Services, LLC
9800 Kincey Ave. Suite 100
Huntersville, NC 28078
(704)875-9092

ANALYTICAL RESULTS

Project: 2020-L1-2448
Pace Project No.: 92549416

Sample: AF3 (0-2') **Lab ID: 92549416010** Collected: 07/13/21 14:15 Received: 07/14/21 11:25 Matrix: Solid

Results reported on a "dry weight" basis and are adjusted for percent moisture, sample size and any dilutions.

Parameters	Results	Units	Report Limit	MDL	DF	Prepared	Analyzed	CAS No.	Qual
VPH NC Soil	Analytical Method: MADEP VPH Preparation Method: MADEP VPH Pace Analytical Services - Charlotte								
Total VPH (C5-C12)	ND	mg/kg	3.0	3.0	1	07/20/21 11:39	07/21/21 03:45		N2
Aliphatic (C05-C08)	ND	mg/kg	3.0	3.0	1	07/20/21 11:39	07/21/21 03:45		N2
Aliphatic(C09-C12) Adjusted	ND	mg/kg	3.0	3.0	1	07/20/21 11:39	07/21/21 03:45		N2
Aromatic (C09-C10)	ND	mg/kg	3.0	3.0	1	07/20/21 11:39	07/21/21 03:45		N2
Surrogates									
4-Bromofluorobenzene (FID) (S)	101	%	70-130		1	07/20/21 11:39	07/21/21 03:45	460-00-4	
4-Bromofluorobenzene (PID) (S)	93	%	70-130		1	07/20/21 11:39	07/21/21 03:45	460-00-4	
8260D/5035A/5030B Volatiles	Analytical Method: EPA 8260D Preparation Method: EPA 5035A/5030B Pace Analytical Services - Charlotte								
Acetone	ND	ug/kg	123	39.5	1	07/19/21 09:18	07/19/21 14:39	67-64-1	
Benzene	ND	ug/kg	6.2	2.5	1	07/19/21 09:18	07/19/21 14:39	71-43-2	
Bromobenzene	ND	ug/kg	6.2	2.0	1	07/19/21 09:18	07/19/21 14:39	108-86-1	
Bromochloromethane	ND	ug/kg	6.2	1.8	1	07/19/21 09:18	07/19/21 14:39	74-97-5	
Bromodichloromethane	ND	ug/kg	6.2	2.4	1	07/19/21 09:18	07/19/21 14:39	75-27-4	
Bromoform	ND	ug/kg	6.2	2.2	1	07/19/21 09:18	07/19/21 14:39	75-25-2	
Bromomethane	ND	ug/kg	12.3	9.7	1	07/19/21 09:18	07/19/21 14:39	74-83-9	IK
2-Butanone (MEK)	ND	ug/kg	123	29.6	1	07/19/21 09:18	07/19/21 14:39	78-93-3	
n-Butylbenzene	ND	ug/kg	6.2	2.9	1	07/19/21 09:18	07/19/21 14:39	104-51-8	
sec-Butylbenzene	ND	ug/kg	6.2	2.7	1	07/19/21 09:18	07/19/21 14:39	135-98-8	
tert-Butylbenzene	ND	ug/kg	6.2	2.2	1	07/19/21 09:18	07/19/21 14:39	98-06-6	
Carbon tetrachloride	ND	ug/kg	6.2	2.3	1	07/19/21 09:18	07/19/21 14:39	56-23-5	
Chlorobenzene	ND	ug/kg	6.2	1.2	1	07/19/21 09:18	07/19/21 14:39	108-90-7	
Chloroethane	ND	ug/kg	12.3	4.8	1	07/19/21 09:18	07/19/21 14:39	75-00-3	
Chloroform	ND	ug/kg	6.2	3.7	1	07/19/21 09:18	07/19/21 14:39	67-66-3	
Chloromethane	ND	ug/kg	12.3	5.2	1	07/19/21 09:18	07/19/21 14:39	74-87-3	
2-Chlorotoluene	ND	ug/kg	6.2	2.2	1	07/19/21 09:18	07/19/21 14:39	95-49-8	
4-Chlorotoluene	ND	ug/kg	6.2	1.1	1	07/19/21 09:18	07/19/21 14:39	106-43-4	
1,2-Dibromo-3-chloropropane	ND	ug/kg	6.2	2.4	1	07/19/21 09:18	07/19/21 14:39	96-12-8	
Dibromochloromethane	ND	ug/kg	6.2	3.5	1	07/19/21 09:18	07/19/21 14:39	124-48-1	
1,2-Dibromoethane (EDB)	ND	ug/kg	6.2	2.7	1	07/19/21 09:18	07/19/21 14:39	106-93-4	
Dibromomethane	ND	ug/kg	6.2	1.3	1	07/19/21 09:18	07/19/21 14:39	74-95-3	
1,2-Dichlorobenzene	ND	ug/kg	6.2	2.2	1	07/19/21 09:18	07/19/21 14:39	95-50-1	
1,3-Dichlorobenzene	ND	ug/kg	6.2	1.9	1	07/19/21 09:18	07/19/21 14:39	541-73-1	
1,4-Dichlorobenzene	ND	ug/kg	6.2	1.6	1	07/19/21 09:18	07/19/21 14:39	106-46-7	
Dichlorodifluoromethane	ND	ug/kg	12.3	2.7	1	07/19/21 09:18	07/19/21 14:39	75-71-8	
1,1-Dichloroethane	ND	ug/kg	6.2	2.5	1	07/19/21 09:18	07/19/21 14:39	75-34-3	
1,2-Dichloroethane	ND	ug/kg	6.2	4.1	1	07/19/21 09:18	07/19/21 14:39	107-06-2	
1,1-Dichloroethene	ND	ug/kg	6.2	2.5	1	07/19/21 09:18	07/19/21 14:39	75-35-4	
cis-1,2-Dichloroethene	ND	ug/kg	6.2	2.1	1	07/19/21 09:18	07/19/21 14:39	156-59-2	
trans-1,2-Dichloroethene	ND	ug/kg	6.2	2.2	1	07/19/21 09:18	07/19/21 14:39	156-60-5	
1,2-Dichloropropane	ND	ug/kg	6.2	1.8	1	07/19/21 09:18	07/19/21 14:39	78-87-5	
1,3-Dichloropropane	ND	ug/kg	6.2	1.9	1	07/19/21 09:18	07/19/21 14:39	142-28-9	
2,2-Dichloropropane	ND	ug/kg	6.2	2.0	1	07/19/21 09:18	07/19/21 14:39	594-20-7	

REPORT OF LABORATORY ANALYSIS

This report shall not be reproduced, except in full,
without the written consent of Pace Analytical Services, LLC.

Pace Analytical Services, LLC
9800 Kincey Ave. Suite 100
Huntersville, NC 28078
(704)875-9092

ANALYTICAL RESULTS

Project: 2020-L1-2448
Pace Project No.: 92549416

Sample: AF3 (0-2') **Lab ID: 92549416010** Collected: 07/13/21 14:15 Received: 07/14/21 11:25 Matrix: Solid

Results reported on a "dry weight" basis and are adjusted for percent moisture, sample size and any dilutions.

Parameters	Results	Units	Report Limit	MDL	DF	Prepared	Analyzed	CAS No.	Qual
8260D/5035A/5030B Volatiles	Analytical Method: EPA 8260D Preparation Method: EPA 5035A/5030B Pace Analytical Services - Charlotte								
1,1-Dichloropropene	ND	ug/kg	6.2	3.0	1	07/19/21 09:18	07/19/21 14:39	563-58-6	
cis-1,3-Dichloropropene	ND	ug/kg	6.2	1.7	1	07/19/21 09:18	07/19/21 14:39	10061-01-5	
trans-1,3-Dichloropropene	ND	ug/kg	6.2	2.1	1	07/19/21 09:18	07/19/21 14:39	10061-02-6	
Diisopropyl ether	ND	ug/kg	6.2	1.7	1	07/19/21 09:18	07/19/21 14:39	108-20-3	
Ethylbenzene	ND	ug/kg	6.2	2.9	1	07/19/21 09:18	07/19/21 14:39	100-41-4	
Hexachloro-1,3-butadiene	ND	ug/kg	12.3	10.1	1	07/19/21 09:18	07/19/21 14:39	87-68-3	
2-Hexanone	ND	ug/kg	61.6	5.9	1	07/19/21 09:18	07/19/21 14:39	591-78-6	
Isopropylbenzene (Cumene)	ND	ug/kg	6.2	2.1	1	07/19/21 09:18	07/19/21 14:39	98-82-8	
p-Isopropyltoluene	**4.0J**	ug/kg	6.2	3.0	1	07/19/21 09:18	07/19/21 14:39	99-87-6	
Methylene Chloride	ND	ug/kg	24.6	16.9	1	07/19/21 09:18	07/19/21 14:39	75-09-2	
4-Methyl-2-pentanone (MIBK)	ND	ug/kg	61.6	5.9	1	07/19/21 09:18	07/19/21 14:39	108-10-1	
Methyl-tert-butyl ether	ND	ug/kg	6.2	2.3	1	07/19/21 09:18	07/19/21 14:39	1634-04-4	
Naphthalene	ND	ug/kg	6.2	3.2	1	07/19/21 09:18	07/19/21 14:39	91-20-3	
n-Propylbenzene	ND	ug/kg	6.2	2.2	1	07/19/21 09:18	07/19/21 14:39	103-65-1	
Styrene	ND	ug/kg	6.2	1.6	1	07/19/21 09:18	07/19/21 14:39	100-42-5	
1,1,1,2-Tetrachloroethane	ND	ug/kg	6.2	2.4	1	07/19/21 09:18	07/19/21 14:39	630-20-6	
1,1,2,2-Tetrachloroethane	ND	ug/kg	6.2	1.6	1	07/19/21 09:18	07/19/21 14:39	79-34-5	
Tetrachloroethene	ND	ug/kg	6.2	1.9	1	07/19/21 09:18	07/19/21 14:39	127-18-4	
Toluene	**7.3**	ug/kg	6.2	1.7	1	07/19/21 09:18	07/19/21 14:39	108-88-3	
1,2,3-Trichlorobenzene	ND	ug/kg	6.2	5.0	1	07/19/21 09:18	07/19/21 14:39	87-61-6	
1,2,4-Trichlorobenzene	ND	ug/kg	6.2	5.2	1	07/19/21 09:18	07/19/21 14:39	120-82-1	
1,1,1-Trichloroethane	ND	ug/kg	6.2	3.2	1	07/19/21 09:18	07/19/21 14:39	71-55-6	
1,1,2-Trichloroethane	ND	ug/kg	6.2	2.0	1	07/19/21 09:18	07/19/21 14:39	79-00-5	
Trichloroethene	ND	ug/kg	6.2	1.6	1	07/19/21 09:18	07/19/21 14:39	79-01-6	
Trichlorofluoromethane	ND	ug/kg	6.2	3.4	1	07/19/21 09:18	07/19/21 14:39	75-69-4	
1,2,3-Trichloropropane	ND	ug/kg	6.2	3.1	1	07/19/21 09:18	07/19/21 14:39	96-18-4	
1,2,4-Trimethylbenzene	**3.7J**	ug/kg	6.2	1.7	1	07/19/21 09:18	07/19/21 14:39	95-63-6	
1,3,5-Trimethylbenzene	ND	ug/kg	6.2	2.1	1	07/19/21 09:18	07/19/21 14:39	108-67-8	
Vinyl acetate	ND	ug/kg	61.6	4.5	1	07/19/21 09:18	07/19/21 14:39	108-05-4	
Vinyl chloride	ND	ug/kg	12.3	3.1	1	07/19/21 09:18	07/19/21 14:39	75-01-4	
Xylene (Total)	**7.5J**	ug/kg	12.3	3.5	1	07/19/21 09:18	07/19/21 14:39	1330-20-7	
m&p-Xylene	**7.5J**	ug/kg	12.3	4.2	1	07/19/21 09:18	07/19/21 14:39	179601-23-1	
o-Xylene	ND	ug/kg	6.2	2.7	1	07/19/21 09:18	07/19/21 14:39	95-47-6	
Surrogates									
Toluene-d8 (S)	99	%	70-130		1	07/19/21 09:18	07/19/21 14:39	2037-26-5	
4-Bromofluorobenzene (S)	96	%	69-134		1	07/19/21 09:18	07/19/21 14:39	460-00-4	
1,2-Dichloroethane-d4 (S)	100	%	70-130		1	07/19/21 09:18	07/19/21 14:39	17060-07-0	
Percent Moisture	Analytical Method: SW-846 Pace Analytical Services - Charlotte								
Percent Moisture	**12.9**	%	0.10	0.10	1		07/14/21 17:10		N2

REPORT OF LABORATORY ANALYSIS

This report shall not be reproduced, except in full,
without the written consent of Pace Analytical Services, LLC.

Pace Analytical Services, LLC
9800 Kincey Ave. Suite 100
Huntersville, NC 28078
(704)875-9092

ANALYTICAL RESULTS

Project: 2020-L1-2448
Pace Project No.: 92549416

Sample: AF3 (10-12') **Lab ID: 92549416011** Collected: 07/13/21 14:20 Received: 07/14/21 11:25 Matrix: Solid

Results reported on a "dry weight" basis and are adjusted for percent moisture, sample size and any dilutions.

Parameters	Results	Units	Report Limit	MDL	DF	Prepared	Analyzed	CAS No.	Qual
VPH NC Soil	Analytical Method: MADEP VPH Preparation Method: MADEP VPH Pace Analytical Services - Charlotte								
Total VPH (C5-C12)	ND	mg/kg	3.9	3.9	1	07/19/21 12:40	07/19/21 23:55		N2
Aliphatic (C05-C08)	ND	mg/kg	3.9	3.9	1	07/19/21 12:40	07/19/21 23:55		N2
Aliphatic(C09-C12) Adjusted	ND	mg/kg	3.9	3.9	1	07/19/21 12:40	07/19/21 23:55		N2
Aromatic (C09-C10)	ND	mg/kg	3.9	3.9	1	07/19/21 12:40	07/19/21 23:55		N2
Surrogates									
4-Bromofluorobenzene (FID) (S)	98	%	70-130		1	07/19/21 12:40	07/19/21 23:55	460-00-4	
4-Bromofluorobenzene (PID) (S)	90	%	70-130		1	07/19/21 12:40	07/19/21 23:55	460-00-4	
8260D/5035A/5030B Volatiles	Analytical Method: EPA 8260D Preparation Method: EPA 5035A/5030B Pace Analytical Services - Charlotte								
Acetone	ND	ug/kg	162	52.0	1	07/19/21 09:18	07/19/21 14:57	67-64-1	
Benzene	**9.9**	ug/kg	8.1	3.2	1	07/19/21 09:18	07/19/21 14:57	71-43-2	
Bromobenzene	ND	ug/kg	8.1	2.6	1	07/19/21 09:18	07/19/21 14:57	108-86-1	
Bromochloromethane	ND	ug/kg	8.1	2.4	1	07/19/21 09:18	07/19/21 14:57	74-97-5	
Bromodichloromethane	ND	ug/kg	8.1	3.1	1	07/19/21 09:18	07/19/21 14:57	75-27-4	
Bromoform	ND	ug/kg	8.1	2.9	1	07/19/21 09:18	07/19/21 14:57	75-25-2	
Bromomethane	ND	ug/kg	16.2	12.8	1	07/19/21 09:18	07/19/21 14:57	74-83-9	IK
2-Butanone (MEK)	ND	ug/kg	162	38.9	1	07/19/21 09:18	07/19/21 14:57	78-93-3	
n-Butylbenzene	ND	ug/kg	8.1	3.8	1	07/19/21 09:18	07/19/21 14:57	104-51-8	
sec-Butylbenzene	ND	ug/kg	8.1	3.6	1	07/19/21 09:18	07/19/21 14:57	135-98-8	
tert-Butylbenzene	ND	ug/kg	8.1	2.9	1	07/19/21 09:18	07/19/21 14:57	98-06-6	
Carbon tetrachloride	ND	ug/kg	8.1	3.0	1	07/19/21 09:18	07/19/21 14:57	56-23-5	
Chlorobenzene	ND	ug/kg	8.1	1.6	1	07/19/21 09:18	07/19/21 14:57	108-90-7	
Chloroethane	ND	ug/kg	16.2	6.3	1	07/19/21 09:18	07/19/21 14:57	75-00-3	
Chloroform	ND	ug/kg	8.1	4.9	1	07/19/21 09:18	07/19/21 14:57	67-66-3	
Chloromethane	ND	ug/kg	16.2	6.8	1	07/19/21 09:18	07/19/21 14:57	74-87-3	
2-Chlorotoluene	ND	ug/kg	8.1	2.9	1	07/19/21 09:18	07/19/21 14:57	95-49-8	
4-Chlorotoluene	ND	ug/kg	8.1	1.4	1	07/19/21 09:18	07/19/21 14:57	106-43-4	
1,2-Dibromo-3-chloropropane	ND	ug/kg	8.1	3.1	1	07/19/21 09:18	07/19/21 14:57	96-12-8	
Dibromochloromethane	ND	ug/kg	8.1	4.6	1	07/19/21 09:18	07/19/21 14:57	124-48-1	
1,2-Dibromoethane (EDB)	ND	ug/kg	8.1	3.6	1	07/19/21 09:18	07/19/21 14:57	106-93-4	
Dibromomethane	ND	ug/kg	8.1	1.7	1	07/19/21 09:18	07/19/21 14:57	74-95-3	
1,2-Dichlorobenzene	ND	ug/kg	8.1	2.9	1	07/19/21 09:18	07/19/21 14:57	95-50-1	
1,3-Dichlorobenzene	ND	ug/kg	8.1	2.5	1	07/19/21 09:18	07/19/21 14:57	541-73-1	
1,4-Dichlorobenzene	ND	ug/kg	8.1	2.1	1	07/19/21 09:18	07/19/21 14:57	106-46-7	
Dichlorodifluoromethane	ND	ug/kg	16.2	3.5	1	07/19/21 09:18	07/19/21 14:57	75-71-8	
1,1-Dichloroethane	ND	ug/kg	8.1	3.3	1	07/19/21 09:18	07/19/21 14:57	75-34-3	
1,2-Dichloroethane	ND	ug/kg	8.1	5.4	1	07/19/21 09:18	07/19/21 14:57	107-06-2	
1,1-Dichloroethene	ND	ug/kg	8.1	3.3	1	07/19/21 09:18	07/19/21 14:57	75-35-4	
cis-1,2-Dichloroethene	ND	ug/kg	8.1	2.8	1	07/19/21 09:18	07/19/21 14:57	156-59-2	
trans-1,2-Dichloroethene	ND	ug/kg	8.1	2.8	1	07/19/21 09:18	07/19/21 14:57	156-60-5	
1,2-Dichloropropane	ND	ug/kg	8.1	2.4	1	07/19/21 09:18	07/19/21 14:57	78-87-5	
1,3-Dichloropropane	ND	ug/kg	8.1	2.5	1	07/19/21 09:18	07/19/21 14:57	142-28-9	
2,2-Dichloropropane	ND	ug/kg	8.1	2.6	1	07/19/21 09:18	07/19/21 14:57	594-20-7	

REPORT OF LABORATORY ANALYSIS

This report shall not be reproduced, except in full,
without the written consent of Pace Analytical Services, LLC.

Pace Analytical Services, LLC
9800 Kincey Ave. Suite 100
Huntersville, NC 28078
(704)875-9092

ANALYTICAL RESULTS

Project: 2020-L1-2448
Pace Project No.: 92549416

Sample: AF3 (10-12') **Lab ID: 92549416011** Collected: 07/13/21 14:20 Received: 07/14/21 11:25 Matrix: Solid

Results reported on a "dry weight" basis and are adjusted for percent moisture, sample size and any dilutions.

Parameters	Results	Units	Report Limit	MDL	DF	Prepared	Analyzed	CAS No.	Qual
8260D/5035A/5030B Volatiles	Analytical Method: EPA 8260D Preparation Method: EPA 5035A/5030B Pace Analytical Services - Charlotte								
1,1-Dichloropropene	ND	ug/kg	8.1	3.9	1	07/19/21 09:18	07/19/21 14:57	563-58-6	
cis-1,3-Dichloropropene	ND	ug/kg	8.1	2.2	1	07/19/21 09:18	07/19/21 14:57	10061-01-5	
trans-1,3-Dichloropropene	ND	ug/kg	8.1	2.8	1	07/19/21 09:18	07/19/21 14:57	10061-02-6	
Diisopropyl ether	ND	ug/kg	8.1	2.2	1	07/19/21 09:18	07/19/21 14:57	108-20-3	
Ethylbenzene	**6.3J**	ug/kg	8.1	3.8	1	07/19/21 09:18	07/19/21 14:57	100-41-4	
Hexachloro-1,3-butadiene	ND	ug/kg	16.2	13.2	1	07/19/21 09:18	07/19/21 14:57	87-68-3	
2-Hexanone	ND	ug/kg	81.0	7.8	1	07/19/21 09:18	07/19/21 14:57	591-78-6	
Isopropylbenzene (Cumene)	ND	ug/kg	8.1	2.8	1	07/19/21 09:18	07/19/21 14:57	98-82-8	
p-Isopropyltoluene	ND	ug/kg	8.1	4.0	1	07/19/21 09:18	07/19/21 14:57	99-87-6	
Methylene Chloride	ND	ug/kg	32.4	22.2	1	07/19/21 09:18	07/19/21 14:57	75-09-2	
4-Methyl-2-pentanone (MIBK)	ND	ug/kg	81.0	7.8	1	07/19/21 09:18	07/19/21 14:57	108-10-1	
Methyl-tert-butyl ether	ND	ug/kg	8.1	3.0	1	07/19/21 09:18	07/19/21 14:57	1634-04-4	
Naphthalene	ND	ug/kg	8.1	4.3	1	07/19/21 09:18	07/19/21 14:57	91-20-3	
n-Propylbenzene	ND	ug/kg	8.1	2.9	1	07/19/21 09:18	07/19/21 14:57	103-65-1	
Styrene	ND	ug/kg	8.1	2.1	1	07/19/21 09:18	07/19/21 14:57	100-42-5	
1,1,1,2-Tetrachloroethane	ND	ug/kg	8.1	3.1	1	07/19/21 09:18	07/19/21 14:57	630-20-6	
1,1,2,2-Tetrachloroethane	ND	ug/kg	8.1	2.1	1	07/19/21 09:18	07/19/21 14:57	79-34-5	
Tetrachloroethene	ND	ug/kg	8.1	2.6	1	07/19/21 09:18	07/19/21 14:57	127-18-4	
Toluene	**46.2**	ug/kg	8.1	2.3	1	07/19/21 09:18	07/19/21 14:57	108-88-3	
1,2,3-Trichlorobenzene	ND	ug/kg	8.1	6.5	1	07/19/21 09:18	07/19/21 14:57	87-61-6	
1,2,4-Trichlorobenzene	ND	ug/kg	8.1	6.8	1	07/19/21 09:18	07/19/21 14:57	120-82-1	
1,1,1-Trichloroethane	ND	ug/kg	8.1	4.2	1	07/19/21 09:18	07/19/21 14:57	71-55-6	
1,1,2-Trichloroethane	ND	ug/kg	8.1	2.7	1	07/19/21 09:18	07/19/21 14:57	79-00-5	
Trichloroethene	ND	ug/kg	8.1	2.1	1	07/19/21 09:18	07/19/21 14:57	79-01-6	
Trichlorofluoromethane	ND	ug/kg	8.1	4.5	1	07/19/21 09:18	07/19/21 14:57	75-69-4	
1,2,3-Trichloropropane	ND	ug/kg	8.1	4.1	1	07/19/21 09:18	07/19/21 14:57	96-18-4	
1,2,4-Trimethylbenzene	**19.4**	ug/kg	8.1	2.2	1	07/19/21 09:18	07/19/21 14:57	95-63-6	
1,3,5-Trimethylbenzene	ND	ug/kg	8.1	2.7	1	07/19/21 09:18	07/19/21 14:57	108-67-8	
Vinyl acetate	ND	ug/kg	81.0	5.9	1	07/19/21 09:18	07/19/21 14:57	108-05-4	
Vinyl chloride	ND	ug/kg	16.2	4.1	1	07/19/21 09:18	07/19/21 14:57	75-01-4	
Xylene (Total)	**62.2**	ug/kg	16.2	4.6	1	07/19/21 09:18	07/19/21 14:57	1330-20-7	
m&p-Xylene	**40.5**	ug/kg	16.2	5.5	1	07/19/21 09:18	07/19/21 14:57	179601-23-1	
o-Xylene	**21.7**	ug/kg	8.1	3.6	1	07/19/21 09:18	07/19/21 14:57	95-47-6	
Surrogates									
Toluene-d8 (S)	100	%	70-130		1	07/19/21 09:18	07/19/21 14:57	2037-26-5	
4-Bromofluorobenzene (S)	95	%	69-134		1	07/19/21 09:18	07/19/21 14:57	460-00-4	
1,2-Dichloroethane-d4 (S)	102	%	70-130		1	07/19/21 09:18	07/19/21 14:57	17060-07-0	
Percent Moisture	Analytical Method: SW-846 Pace Analytical Services - Charlotte								
Percent Moisture	**21.4**	%	0.10	0.10	1		07/14/21 17:10		N2

REPORT OF LABORATORY ANALYSIS

This report shall not be reproduced, except in full,
without the written consent of Pace Analytical Services, LLC.

Pace Analytical Services, LLC
9800 Kincey Ave. Suite 100
Huntersville, NC 28078
(704)875-9092

ANALYTICAL RESULTS

Project: 2020-L1-2448
Pace Project No.: 92549416

Sample: AF3 (32-34') **Lab ID: 92549416012** Collected: 07/13/21 14:25 Received: 07/14/21 11:25 Matrix: Solid

Results reported on a "dry weight" basis and are adjusted for percent moisture, sample size and any dilutions.

Parameters	Results	Units	Report Limit	MDL	DF	Prepared	Analyzed	CAS No.	Qual
VPH NC Soil	Analytical Method: MADEP VPH Preparation Method: MADEP VPH Pace Analytical Services - Charlotte								
Total VPH (C5-C12)	**2940**	mg/kg	30.7	30.7	10	07/19/21 12:40	07/20/21 11:38		N2
Aliphatic (C05-C08)	**1600**	mg/kg	30.7	30.7	10	07/19/21 12:40	07/20/21 11:38		N2
Aliphatic(C09-C12) Adjusted	**981**	mg/kg	30.7	30.7	10	07/19/21 12:40	07/20/21 11:38		N2
Aromatic (C09-C10)	**368**	mg/kg	30.7	30.7	10	07/19/21 12:40	07/20/21 11:38		N2
Surrogates									
4-Bromofluorobenzene (FID) (S)	124	%	70-130		10	07/19/21 12:40	07/20/21 11:38	460-00-4	
4-Bromofluorobenzene (PID) (S)	84	%	70-130		10	07/19/21 12:40	07/20/21 11:38	460-00-4	
8260D/5035A/5030B Volatiles	Analytical Method: EPA 8260D Preparation Method: EPA 5035A/5030B Pace Analytical Services - Charlotte								
Acetone	ND	ug/kg	5150	1650	40	07/20/21 10:24	07/20/21 13:05	67-64-1	
Benzene	**4730**	ug/kg	257	102	40	07/20/21 10:24	07/20/21 13:05	71-43-2	
Bromobenzene	ND	ug/kg	257	83.9	40	07/20/21 10:24	07/20/21 13:05	108-86-1	
Bromochloromethane	ND	ug/kg	257	76.2	40	07/20/21 10:24	07/20/21 13:05	74-97-5	
Bromodichloromethane	ND	ug/kg	257	99.3	40	07/20/21 10:24	07/20/21 13:05	75-27-4	
Bromoform	ND	ug/kg	257	90.6	40	07/20/21 10:24	07/20/21 13:05	75-25-2	
Bromomethane	ND	ug/kg	515	407	40	07/20/21 10:24	07/20/21 13:05	74-83-9	IK
2-Butanone (MEK)	ND	ug/kg	5150	1240	40	07/20/21 10:24	07/20/21 13:05	78-93-3	
n-Butylbenzene	**4830**	ug/kg	257	121	40	07/20/21 10:24	07/20/21 13:05	104-51-8	
sec-Butylbenzene	ND	ug/kg	257	113	40	07/20/21 10:24	07/20/21 13:05	135-98-8	
tert-Butylbenzene	ND	ug/kg	257	91.6	40	07/20/21 10:24	07/20/21 13:05	98-06-6	
Carbon tetrachloride	ND	ug/kg	257	96.2	40	07/20/21 10:24	07/20/21 13:05	56-23-5	
Chlorobenzene	ND	ug/kg	257	49.4	40	07/20/21 10:24	07/20/21 13:05	108-90-7	
Chloroethane	ND	ug/kg	515	199	40	07/20/21 10:24	07/20/21 13:05	75-00-3	
Chloroform	ND	ug/kg	257	156	40	07/20/21 10:24	07/20/21 13:05	67-66-3	
Chloromethane	ND	ug/kg	515	216	40	07/20/21 10:24	07/20/21 13:05	74-87-3	
2-Chlorotoluene	ND	ug/kg	257	91.1	40	07/20/21 10:24	07/20/21 13:05	95-49-8	
4-Chlorotoluene	ND	ug/kg	257	45.5	40	07/20/21 10:24	07/20/21 13:05	106-43-4	
1,2-Dibromo-3-chloropropane	ND	ug/kg	257	99.8	40	07/20/21 10:24	07/20/21 13:05	96-12-8	
Dibromochloromethane	ND	ug/kg	257	145	40	07/20/21 10:24	07/20/21 13:05	124-48-1	
1,2-Dibromoethane (EDB)	ND	ug/kg	257	113	40	07/20/21 10:24	07/20/21 13:05	106-93-4	
Dibromomethane	ND	ug/kg	257	55.1	40	07/20/21 10:24	07/20/21 13:05	74-95-3	
1,2-Dichlorobenzene	ND	ug/kg	257	92.6	40	07/20/21 10:24	07/20/21 13:05	95-50-1	
1,3-Dichlorobenzene	ND	ug/kg	257	79.8	40	07/20/21 10:24	07/20/21 13:05	541-73-1	
1,4-Dichlorobenzene	ND	ug/kg	257	66.9	40	07/20/21 10:24	07/20/21 13:05	106-46-7	
Dichlorodifluoromethane	ND	ug/kg	515	112	40	07/20/21 10:24	07/20/21 13:05	75-71-8	
1,1-Dichloroethane	ND	ug/kg	257	106	40	07/20/21 10:24	07/20/21 13:05	75-34-3	
1,2-Dichloroethane	ND	ug/kg	257	170	40	07/20/21 10:24	07/20/21 13:05	107-06-2	v2
1,1-Dichloroethene	ND	ug/kg	257	106	40	07/20/21 10:24	07/20/21 13:05	75-35-4	
cis-1,2-Dichloroethene	ND	ug/kg	257	88.0	40	07/20/21 10:24	07/20/21 13:05	156-59-2	
trans-1,2-Dichloroethene	ND	ug/kg	257	90.1	40	07/20/21 10:24	07/20/21 13:05	156-60-5	
1,2-Dichloropropane	ND	ug/kg	257	77.2	40	07/20/21 10:24	07/20/21 13:05	78-87-5	
1,3-Dichloropropane	ND	ug/kg	257	80.3	40	07/20/21 10:24	07/20/21 13:05	142-28-9	
2,2-Dichloropropane	ND	ug/kg	257	83.9	40	07/20/21 10:24	07/20/21 13:05	594-20-7	

REPORT OF LABORATORY ANALYSIS

This report shall not be reproduced, except in full,
without the written consent of Pace Analytical Services, LLC.

Pace Analytical Services, LLC
9800 Kincey Ave. Suite 100
Huntersville, NC 28078
(704)875-9092

ANALYTICAL RESULTS

Project: 2020-L1-2448
Pace Project No.: 92549416

Sample: AF3 (32-34') **Lab ID: 92549416012** Collected: 07/13/21 14:25 Received: 07/14/21 11:25 Matrix: Solid

Results reported on a "dry weight" basis and are adjusted for percent moisture, sample size and any dilutions.

Parameters	Results	Units	Report Limit	MDL	DF	Prepared	Analyzed	CAS No.	Qual
8260D/5035A/5030B Volatiles	Analytical Method: EPA 8260D Preparation Method: EPA 5035A/5030B Pace Analytical Services - Charlotte								
1,1-Dichloropropene	ND	ug/kg	257	124	40	07/20/21 10:24	07/20/21 13:05	563-58-6	
cis-1,3-Dichloropropene	ND	ug/kg	257	70.0	40	07/20/21 10:24	07/20/21 13:05	10061-01-5	
trans-1,3-Dichloropropene	ND	ug/kg	257	88.5	40	07/20/21 10:24	07/20/21 13:05	10061-02-6	
Diisopropyl ether	**384**	ug/kg	257	69.5	40	07/20/21 10:24	07/20/21 13:05	108-20-3	v3
Ethylbenzene	**45500**	ug/kg	257	120	40	07/20/21 10:24	07/20/21 13:05	100-41-4	
Hexachloro-1,3-butadiene	ND	ug/kg	515	421	40	07/20/21 10:24	07/20/21 13:05	87-68-3	
2-Hexanone	ND	ug/kg	2570	248	40	07/20/21 10:24	07/20/21 13:05	591-78-6	
Isopropylbenzene (Cumene)	**4070**	ug/kg	257	87.5	40	07/20/21 10:24	07/20/21 13:05	98-82-8	
p-Isopropyltoluene	**4410**	ug/kg	257	127	40	07/20/21 10:24	07/20/21 13:05	99-87-6	
Methylene Chloride	ND	ug/kg	1030	705	40	07/20/21 10:24	07/20/21 13:05	75-09-2	
4-Methyl-2-pentanone (MIBK)	**3160**	ug/kg	2570	248	40	07/20/21 10:24	07/20/21 13:05	108-10-1	
Methyl-tert-butyl ether	**163J**	ug/kg	257	96.2	40	07/20/21 10:24	07/20/21 13:05	1634-04-4	
Naphthalene	**12200**	ug/kg	257	135	40	07/20/21 10:24	07/20/21 13:05	91-20-3	
n-Propylbenzene	ND	ug/kg	257	91.6	40	07/20/21 10:24	07/20/21 13:05	103-65-1	
Styrene	**2090**	ug/kg	257	67.9	40	07/20/21 10:24	07/20/21 13:05	100-42-5	
1,1,1,2-Tetrachloroethane	ND	ug/kg	257	98.8	40	07/20/21 10:24	07/20/21 13:05	630-20-6	
1,1,2,2-Tetrachloroethane	ND	ug/kg	257	67.9	40	07/20/21 10:24	07/20/21 13:05	79-34-5	
Tetrachloroethene	ND	ug/kg	257	81.3	40	07/20/21 10:24	07/20/21 13:05	127-18-4	
Toluene	**93000**	ug/kg	257	73.1	40	07/20/21 10:24	07/20/21 13:05	108-88-3	
1,2,3-Trichlorobenzene	ND	ug/kg	257	208	40	07/20/21 10:24	07/20/21 13:05	87-61-6	
1,2,4-Trichlorobenzene	ND	ug/kg	257	216	40	07/20/21 10:24	07/20/21 13:05	120-82-1	
1,1,1-Trichloroethane	ND	ug/kg	257	134	40	07/20/21 10:24	07/20/21 13:05	71-55-6	v2
1,1,2-Trichloroethane	ND	ug/kg	257	85.4	40	07/20/21 10:24	07/20/21 13:05	79-00-5	
Trichloroethene	ND	ug/kg	257	66.4	40	07/20/21 10:24	07/20/21 13:05	79-01-6	
Trichlorofluoromethane	ND	ug/kg	257	142	40	07/20/21 10:24	07/20/21 13:05	75-69-4	
1,2,3-Trichloropropane	ND	ug/kg	257	130	40	07/20/21 10:24	07/20/21 13:05	96-18-4	
1,2,4-Trimethylbenzene	**91800**	ug/kg	257	70.5	40	07/20/21 10:24	07/20/21 13:05	95-63-6	
1,3,5-Trimethylbenzene	**25500**	ug/kg	257	86.5	40	07/20/21 10:24	07/20/21 13:05	108-67-8	
Vinyl acetate	ND	ug/kg	2570	187	40	07/20/21 10:24	07/20/21 13:05	108-05-4	
Vinyl chloride	ND	ug/kg	515	131	40	07/20/21 10:24	07/20/21 13:05	75-01-4	
Xylene (Total)	**243000**	ug/kg	515	147	40	07/20/21 10:24	07/20/21 13:05	1330-20-7	
m&p-Xylene	**169000**	ug/kg	515	176	40	07/20/21 10:24	07/20/21 13:05	179601-23-1	
o-Xylene	**73300**	ug/kg	257	114	40	07/20/21 10:24	07/20/21 13:05	95-47-6	
Surrogates									
Toluene-d8 (S)	97	%	70-130		40	07/20/21 10:24	07/20/21 13:05	2037-26-5	
4-Bromofluorobenzene (S)	97	%	69-134		40	07/20/21 10:24	07/20/21 13:05	460-00-4	
1,2-Dichloroethane-d4 (S)	99	%	70-130		40	07/20/21 10:24	07/20/21 13:05	17060-07-0	
Percent Moisture	Analytical Method: SW-846 Pace Analytical Services - Charlotte								
Percent Moisture	**12.7**	%	0.10	0.10	1		07/14/21 17:26		N2

REPORT OF LABORATORY ANALYSIS

This report shall not be reproduced, except in full,
without the written consent of Pace Analytical Services, LLC.

Pace Analytical Services, LLC
9800 Kincey Ave. Suite 100
Huntersville, NC 28078
(704)875-9092

ANALYTICAL RESULTS

Project: 2020-L1-2448
Pace Project No.: 92549416

Sample: AF2 (0-2') **Lab ID: 92549416013** Collected: 07/13/21 15:15 Received: 07/14/21 11:25 Matrix: Solid

Results reported on a "dry weight" basis and are adjusted for percent moisture, sample size and any dilutions.

Parameters	Results	Units	Report Limit	MDL	DF	Prepared	Analyzed	CAS No.	Qual
VPH NC Soil	Analytical Method: MADEP VPH Preparation Method: MADEP VPH Pace Analytical Services - Charlotte								
Total VPH (C5-C12)	ND	mg/kg	4.0	4.0	1	07/20/21 11:39	07/21/21 04:14		N2
Aliphatic (C05-C08)	ND	mg/kg	4.0	4.0	1	07/20/21 11:39	07/21/21 04:14		N2
Aliphatic(C09-C12) Adjusted	ND	mg/kg	4.0	4.0	1	07/20/21 11:39	07/21/21 04:14		N2
Aromatic (C09-C10)	ND	mg/kg	4.0	4.0	1	07/20/21 11:39	07/21/21 04:14		N2
Surrogates									
4-Bromofluorobenzene (FID) (S)	98	%	70-130		1	07/20/21 11:39	07/21/21 04:14	460-00-4	
4-Bromofluorobenzene (PID) (S)	90	%	70-130		1	07/20/21 11:39	07/21/21 04:14	460-00-4	
8260D/5035A/5030B Volatiles	Analytical Method: EPA 8260D Preparation Method: EPA 5035A/5030B Pace Analytical Services - Charlotte								
Acetone	ND	ug/kg	168	53.9	1	07/19/21 09:18	07/19/21 15:15	67-64-1	
Benzene	ND	ug/kg	8.4	3.3	1	07/19/21 09:18	07/19/21 15:15	71-43-2	
Bromobenzene	ND	ug/kg	8.4	2.7	1	07/19/21 09:18	07/19/21 15:15	108-86-1	
Bromochloromethane	ND	ug/kg	8.4	2.5	1	07/19/21 09:18	07/19/21 15:15	74-97-5	
Bromodichloromethane	ND	ug/kg	8.4	3.2	1	07/19/21 09:18	07/19/21 15:15	75-27-4	
Bromoform	ND	ug/kg	8.4	3.0	1	07/19/21 09:18	07/19/21 15:15	75-25-2	
Bromomethane	ND	ug/kg	16.8	13.3	1	07/19/21 09:18	07/19/21 15:15	74-83-9	IK
2-Butanone (MEK)	ND	ug/kg	168	40.3	1	07/19/21 09:18	07/19/21 15:15	78-93-3	
n-Butylbenzene	ND	ug/kg	8.4	4.0	1	07/19/21 09:18	07/19/21 15:15	104-51-8	
sec-Butylbenzene	ND	ug/kg	8.4	3.7	1	07/19/21 09:18	07/19/21 15:15	135-98-8	
tert-Butylbenzene	ND	ug/kg	8.4	3.0	1	07/19/21 09:18	07/19/21 15:15	98-06-6	
Carbon tetrachloride	ND	ug/kg	8.4	3.1	1	07/19/21 09:18	07/19/21 15:15	56-23-5	
Chlorobenzene	ND	ug/kg	8.4	1.6	1	07/19/21 09:18	07/19/21 15:15	108-90-7	
Chloroethane	ND	ug/kg	16.8	6.5	1	07/19/21 09:18	07/19/21 15:15	75-00-3	
Chloroform	ND	ug/kg	8.4	5.1	1	07/19/21 09:18	07/19/21 15:15	67-66-3	
Chloromethane	ND	ug/kg	16.8	7.0	1	07/19/21 09:18	07/19/21 15:15	74-87-3	
2-Chlorotoluene	ND	ug/kg	8.4	3.0	1	07/19/21 09:18	07/19/21 15:15	95-49-8	
4-Chlorotoluene	ND	ug/kg	8.4	1.5	1	07/19/21 09:18	07/19/21 15:15	106-43-4	
1,2-Dibromo-3-chloropropane	ND	ug/kg	8.4	3.3	1	07/19/21 09:18	07/19/21 15:15	96-12-8	
Dibromochloromethane	ND	ug/kg	8.4	4.7	1	07/19/21 09:18	07/19/21 15:15	124-48-1	
1,2-Dibromoethane (EDB)	ND	ug/kg	8.4	3.7	1	07/19/21 09:18	07/19/21 15:15	106-93-4	
Dibromomethane	ND	ug/kg	8.4	1.8	1	07/19/21 09:18	07/19/21 15:15	74-95-3	
1,2-Dichlorobenzene	ND	ug/kg	8.4	3.0	1	07/19/21 09:18	07/19/21 15:15	95-50-1	
1,3-Dichlorobenzene	ND	ug/kg	8.4	2.6	1	07/19/21 09:18	07/19/21 15:15	541-73-1	
1,4-Dichlorobenzene	ND	ug/kg	8.4	2.2	1	07/19/21 09:18	07/19/21 15:15	106-46-7	
Dichlorodifluoromethane	ND	ug/kg	16.8	3.6	1	07/19/21 09:18	07/19/21 15:15	75-71-8	
1,1-Dichloroethane	ND	ug/kg	8.4	3.5	1	07/19/21 09:18	07/19/21 15:15	75-34-3	
1,2-Dichloroethane	ND	ug/kg	8.4	5.6	1	07/19/21 09:18	07/19/21 15:15	107-06-2	
1,1-Dichloroethene	ND	ug/kg	8.4	3.5	1	07/19/21 09:18	07/19/21 15:15	75-35-4	
cis-1,2-Dichloroethene	ND	ug/kg	8.4	2.9	1	07/19/21 09:18	07/19/21 15:15	156-59-2	
trans-1,2-Dichloroethene	ND	ug/kg	8.4	2.9	1	07/19/21 09:18	07/19/21 15:15	156-60-5	
1,2-Dichloropropane	ND	ug/kg	8.4	2.5	1	07/19/21 09:18	07/19/21 15:15	78-87-5	
1,3-Dichloropropane	ND	ug/kg	8.4	2.6	1	07/19/21 09:18	07/19/21 15:15	142-28-9	
2,2-Dichloropropane	ND	ug/kg	8.4	2.7	1	07/19/21 09:18	07/19/21 15:15	594-20-7	

REPORT OF LABORATORY ANALYSIS

This report shall not be reproduced, except in full,
without the written consent of Pace Analytical Services, LLC.

Pace Analytical Services, LLC
9800 Kincey Ave. Suite 100
Huntersville, NC 28078
(704)875-9092

ANALYTICAL RESULTS

Project: 2020-L1-2448
Pace Project No.: 92549416

Sample: AF2 (0-2') **Lab ID: 92549416013** Collected: 07/13/21 15:15 Received: 07/14/21 11:25 Matrix: Solid

Results reported on a "dry weight" basis and are adjusted for percent moisture, sample size and any dilutions.

Parameters	Results	Units	Report Limit	MDL	DF	Prepared	Analyzed	CAS No.	Qual
8260D/5035A/5030B Volatiles	Analytical Method: EPA 8260D Preparation Method: EPA 5035A/5030B Pace Analytical Services - Charlotte								
1,1-Dichloropropene	ND	ug/kg	8.4	4.0	1	07/19/21 09:18	07/19/21 15:15	563-58-6	
cis-1,3-Dichloropropene	ND	ug/kg	8.4	2.3	1	07/19/21 09:18	07/19/21 15:15	10061-01-5	
trans-1,3-Dichloropropene	ND	ug/kg	8.4	2.9	1	07/19/21 09:18	07/19/21 15:15	10061-02-6	
Diisopropyl ether	ND	ug/kg	8.4	2.3	1	07/19/21 09:18	07/19/21 15:15	108-20-3	
Ethylbenzene	ND	ug/kg	8.4	3.9	1	07/19/21 09:18	07/19/21 15:15	100-41-4	
Hexachloro-1,3-butadiene	ND	ug/kg	16.8	13.7	1	07/19/21 09:18	07/19/21 15:15	87-68-3	
2-Hexanone	ND	ug/kg	83.9	8.1	1	07/19/21 09:18	07/19/21 15:15	591-78-6	
Isopropylbenzene (Cumene)	ND	ug/kg	8.4	2.9	1	07/19/21 09:18	07/19/21 15:15	98-82-8	
p-Isopropyltoluene	ND	ug/kg	8.4	4.1	1	07/19/21 09:18	07/19/21 15:15	99-87-6	
Methylene Chloride	ND	ug/kg	33.6	23.0	1	07/19/21 09:18	07/19/21 15:15	75-09-2	
4-Methyl-2-pentanone (MIBK)	ND	ug/kg	83.9	8.1	1	07/19/21 09:18	07/19/21 15:15	108-10-1	
Methyl-tert-butyl ether	ND	ug/kg	8.4	3.1	1	07/19/21 09:18	07/19/21 15:15	1634-04-4	
Naphthalene	ND	ug/kg	8.4	4.4	1	07/19/21 09:18	07/19/21 15:15	91-20-3	
n-Propylbenzene	ND	ug/kg	8.4	3.0	1	07/19/21 09:18	07/19/21 15:15	103-65-1	
Styrene	ND	ug/kg	8.4	2.2	1	07/19/21 09:18	07/19/21 15:15	100-42-5	
1,1,1,2-Tetrachloroethane	ND	ug/kg	8.4	3.2	1	07/19/21 09:18	07/19/21 15:15	630-20-6	
1,1,2,2-Tetrachloroethane	ND	ug/kg	8.4	2.2	1	07/19/21 09:18	07/19/21 15:15	79-34-5	
Tetrachloroethene	ND	ug/kg	8.4	2.7	1	07/19/21 09:18	07/19/21 15:15	127-18-4	
Toluene	**10.9**	ug/kg	8.4	2.4	1	07/19/21 09:18	07/19/21 15:15	108-88-3	
1,2,3-Trichlorobenzene	ND	ug/kg	8.4	6.8	1	07/19/21 09:18	07/19/21 15:15	87-61-6	
1,2,4-Trichlorobenzene	ND	ug/kg	8.4	7.0	1	07/19/21 09:18	07/19/21 15:15	120-82-1	
1,1,1-Trichloroethane	ND	ug/kg	8.4	4.4	1	07/19/21 09:18	07/19/21 15:15	71-55-6	
1,1,2-Trichloroethane	ND	ug/kg	8.4	2.8	1	07/19/21 09:18	07/19/21 15:15	79-00-5	
Trichloroethene	ND	ug/kg	8.4	2.2	1	07/19/21 09:18	07/19/21 15:15	79-01-6	
Trichlorofluoromethane	ND	ug/kg	8.4	4.6	1	07/19/21 09:18	07/19/21 15:15	75-69-4	
1,2,3-Trichloropropane	ND	ug/kg	8.4	4.2	1	07/19/21 09:18	07/19/21 15:15	96-18-4	
1,2,4-Trimethylbenzene	ND	ug/kg	8.4	2.3	1	07/19/21 09:18	07/19/21 15:15	95-63-6	
1,3,5-Trimethylbenzene	ND	ug/kg	8.4	2.8	1	07/19/21 09:18	07/19/21 15:15	108-67-8	
Vinyl acetate	ND	ug/kg	83.9	6.1	1	07/19/21 09:18	07/19/21 15:15	108-05-4	
Vinyl chloride	ND	ug/kg	16.8	4.3	1	07/19/21 09:18	07/19/21 15:15	75-01-4	
Xylene (Total)	ND	ug/kg	16.8	4.8	1	07/19/21 09:18	07/19/21 15:15	1330-20-7	
m&p-Xylene	ND	ug/kg	16.8	5.7	1	07/19/21 09:18	07/19/21 15:15	179601-23-1	
o-Xylene	ND	ug/kg	8.4	3.7	1	07/19/21 09:18	07/19/21 15:15	95-47-6	
Surrogates									
Toluene-d8 (S)	99	%	70-130		1	07/19/21 09:18	07/19/21 15:15	2037-26-5	
4-Bromofluorobenzene (S)	95	%	69-134		1	07/19/21 09:18	07/19/21 15:15	460-00-4	
1,2-Dichloroethane-d4 (S)	103	%	70-130		1	07/19/21 09:18	07/19/21 15:15	17060-07-0	
Percent Moisture	Analytical Method: SW-846 Pace Analytical Services - Charlotte								
Percent Moisture	**21.7**	%	0.10	0.10	1		07/14/21 17:26		N2

REPORT OF LABORATORY ANALYSIS

This report shall not be reproduced, except in full,
without the written consent of Pace Analytical Services, LLC.

Pace Analytical Services, LLC
9800 Kincey Ave. Suite 100
Huntersville, NC 28078
(704)875-9092

ANALYTICAL RESULTS

Project: 2020-L1-2448
Pace Project No.: 92549416

Sample: AF2 (10-12') **Lab ID: 92549416014** Collected: 07/13/21 15:20 Received: 07/14/21 11:25 Matrix: Solid

Results reported on a "dry weight" basis and are adjusted for percent moisture, sample size and any dilutions.

Parameters	Results	Units	Report Limit	MDL	DF	Prepared	Analyzed	CAS No.	Qual
VPH NC Soil	Analytical Method: MADEP VPH Preparation Method: MADEP VPH Pace Analytical Services - Charlotte								
Total VPH (C5-C12)	**6.5**	mg/kg	3.6	3.6	1	07/19/21 12:40	07/20/21 01:20		N2
Aliphatic (C05-C08)	ND	mg/kg	3.6	3.6	1	07/19/21 12:40	07/20/21 01:20		N2
Aliphatic(C09-C12) Adjusted	ND	mg/kg	3.6	3.6	1	07/19/21 12:40	07/20/21 01:20		N2
Aromatic (C09-C10)	ND	mg/kg	3.6	3.6	1	07/19/21 12:40	07/20/21 01:20		N2
Surrogates									
4-Bromofluorobenzene (FID) (S)	97	%	70-130		1	07/19/21 12:40	07/20/21 01:20	460-00-4	
4-Bromofluorobenzene (PID) (S)	88	%	70-130		1	07/19/21 12:40	07/20/21 01:20	460-00-4	
8260D/5035A/5030B Volatiles	Analytical Method: EPA 8260D Preparation Method: EPA 5035A/5030B Pace Analytical Services - Charlotte								
Acetone	ND	ug/kg	155	49.7	1	07/19/21 09:18	07/19/21 15:34	67-64-1	
Benzene	**23.4**	ug/kg	7.7	3.1	1	07/19/21 09:18	07/19/21 15:34	71-43-2	
Bromobenzene	ND	ug/kg	7.7	2.5	1	07/19/21 09:18	07/19/21 15:34	108-86-1	
Bromochloromethane	ND	ug/kg	7.7	2.3	1	07/19/21 09:18	07/19/21 15:34	74-97-5	
Bromodichloromethane	ND	ug/kg	7.7	3.0	1	07/19/21 09:18	07/19/21 15:34	75-27-4	
Bromoform	ND	ug/kg	7.7	2.7	1	07/19/21 09:18	07/19/21 15:34	75-25-2	
Bromomethane	ND	ug/kg	15.5	12.2	1	07/19/21 09:18	07/19/21 15:34	74-83-9	IK
2-Butanone (MEK)	ND	ug/kg	155	37.2	1	07/19/21 09:18	07/19/21 15:34	78-93-3	
n-Butylbenzene	ND	ug/kg	7.7	3.7	1	07/19/21 09:18	07/19/21 15:34	104-51-8	
sec-Butylbenzene	ND	ug/kg	7.7	3.4	1	07/19/21 09:18	07/19/21 15:34	135-98-8	
tert-Butylbenzene	ND	ug/kg	7.7	2.8	1	07/19/21 09:18	07/19/21 15:34	98-06-6	
Carbon tetrachloride	ND	ug/kg	7.7	2.9	1	07/19/21 09:18	07/19/21 15:34	56-23-5	
Chlorobenzene	ND	ug/kg	7.7	1.5	1	07/19/21 09:18	07/19/21 15:34	108-90-7	
Chloroethane	ND	ug/kg	15.5	6.0	1	07/19/21 09:18	07/19/21 15:34	75-00-3	
Chloroform	ND	ug/kg	7.7	4.7	1	07/19/21 09:18	07/19/21 15:34	67-66-3	
Chloromethane	ND	ug/kg	15.5	6.5	1	07/19/21 09:18	07/19/21 15:34	74-87-3	
2-Chlorotoluene	ND	ug/kg	7.7	2.7	1	07/19/21 09:18	07/19/21 15:34	95-49-8	
4-Chlorotoluene	ND	ug/kg	7.7	1.4	1	07/19/21 09:18	07/19/21 15:34	106-43-4	
1,2-Dibromo-3-chloropropane	ND	ug/kg	7.7	3.0	1	07/19/21 09:18	07/19/21 15:34	96-12-8	
Dibromochloromethane	ND	ug/kg	7.7	4.4	1	07/19/21 09:18	07/19/21 15:34	124-48-1	
1,2-Dibromoethane (EDB)	ND	ug/kg	7.7	3.4	1	07/19/21 09:18	07/19/21 15:34	106-93-4	
Dibromomethane	ND	ug/kg	7.7	1.7	1	07/19/21 09:18	07/19/21 15:34	74-95-3	
1,2-Dichlorobenzene	ND	ug/kg	7.7	2.8	1	07/19/21 09:18	07/19/21 15:34	95-50-1	
1,3-Dichlorobenzene	ND	ug/kg	7.7	2.4	1	07/19/21 09:18	07/19/21 15:34	541-73-1	
1,4-Dichlorobenzene	ND	ug/kg	7.7	2.0	1	07/19/21 09:18	07/19/21 15:34	106-46-7	
Dichlorodifluoromethane	ND	ug/kg	15.5	3.4	1	07/19/21 09:18	07/19/21 15:34	75-71-8	
1,1-Dichloroethane	ND	ug/kg	7.7	3.2	1	07/19/21 09:18	07/19/21 15:34	75-34-3	
1,2-Dichloroethane	ND	ug/kg	7.7	5.1	1	07/19/21 09:18	07/19/21 15:34	107-06-2	
1,1-Dichloroethene	ND	ug/kg	7.7	3.2	1	07/19/21 09:18	07/19/21 15:34	75-35-4	
cis-1,2-Dichloroethene	ND	ug/kg	7.7	2.6	1	07/19/21 09:18	07/19/21 15:34	156-59-2	
trans-1,2-Dichloroethene	ND	ug/kg	7.7	2.7	1	07/19/21 09:18	07/19/21 15:34	156-60-5	
1,2-Dichloropropane	ND	ug/kg	7.7	2.3	1	07/19/21 09:18	07/19/21 15:34	78-87-5	
1,3-Dichloropropane	ND	ug/kg	7.7	2.4	1	07/19/21 09:18	07/19/21 15:34	142-28-9	
2,2-Dichloropropane	ND	ug/kg	7.7	2.5	1	07/19/21 09:18	07/19/21 15:34	594-20-7	

REPORT OF LABORATORY ANALYSIS

This report shall not be reproduced, except in full,
without the written consent of Pace Analytical Services, LLC.

Pace Analytical Services, LLC
9800 Kincey Ave. Suite 100
Huntersville, NC 28078
(704)875-9092

ANALYTICAL RESULTS

Project: 2020-L1-2448
Pace Project No.: 92549416

Sample: AF2 (10-12') **Lab ID: 92549416014** Collected: 07/13/21 15:20 Received: 07/14/21 11:25 Matrix: Solid

Results reported on a "dry weight" basis and are adjusted for percent moisture, sample size and any dilutions.

Parameters	Results	Units	Report Limit	MDL	DF	Prepared	Analyzed	CAS No.	Qual
8260D/5035A/5030B Volatiles	Analytical Method: EPA 8260D Preparation Method: EPA 5035A/5030B Pace Analytical Services - Charlotte								
1,1-Dichloropropene	ND	ug/kg	7.7	3.7	1	07/19/21 09:18	07/19/21 15:34	563-58-6	
cis-1,3-Dichloropropene	ND	ug/kg	7.7	2.1	1	07/19/21 09:18	07/19/21 15:34	10061-01-5	
trans-1,3-Dichloropropene	ND	ug/kg	7.7	2.7	1	07/19/21 09:18	07/19/21 15:34	10061-02-6	
Diisopropyl ether	ND	ug/kg	7.7	2.1	1	07/19/21 09:18	07/19/21 15:34	108-20-3	
Ethylbenzene	**22.4**	ug/kg	7.7	3.6	1	07/19/21 09:18	07/19/21 15:34	100-41-4	
Hexachloro-1,3-butadiene	ND	ug/kg	15.5	12.7	1	07/19/21 09:18	07/19/21 15:34	87-68-3	
2-Hexanone	ND	ug/kg	77.5	7.5	1	07/19/21 09:18	07/19/21 15:34	591-78-6	
Isopropylbenzene (Cumene)	ND	ug/kg	7.7	2.6	1	07/19/21 09:18	07/19/21 15:34	98-82-8	
p-Isopropyltoluene	ND	ug/kg	7.7	3.8	1	07/19/21 09:18	07/19/21 15:34	99-87-6	
Methylene Chloride	ND	ug/kg	31.0	21.2	1	07/19/21 09:18	07/19/21 15:34	75-09-2	
4-Methyl-2-pentanone (MIBK)	ND	ug/kg	77.5	7.5	1	07/19/21 09:18	07/19/21 15:34	108-10-1	
Methyl-tert-butyl ether	ND	ug/kg	7.7	2.9	1	07/19/21 09:18	07/19/21 15:34	1634-04-4	
Naphthalene	ND	ug/kg	7.7	4.1	1	07/19/21 09:18	07/19/21 15:34	91-20-3	
n-Propylbenzene	ND	ug/kg	7.7	2.8	1	07/19/21 09:18	07/19/21 15:34	103-65-1	
Styrene	ND	ug/kg	7.7	2.0	1	07/19/21 09:18	07/19/21 15:34	100-42-5	
1,1,1,2-Tetrachloroethane	ND	ug/kg	7.7	3.0	1	07/19/21 09:18	07/19/21 15:34	630-20-6	
1,1,2,2-Tetrachloroethane	ND	ug/kg	7.7	2.0	1	07/19/21 09:18	07/19/21 15:34	79-34-5	
Tetrachloroethene	ND	ug/kg	7.7	2.4	1	07/19/21 09:18	07/19/21 15:34	127-18-4	
Toluene	**228**	ug/kg	7.7	2.2	1	07/19/21 09:18	07/19/21 15:34	108-88-3	
1,2,3-Trichlorobenzene	ND	ug/kg	7.7	6.3	1	07/19/21 09:18	07/19/21 15:34	87-61-6	
1,2,4-Trichlorobenzene	ND	ug/kg	7.7	6.5	1	07/19/21 09:18	07/19/21 15:34	120-82-1	
1,1,1-Trichloroethane	ND	ug/kg	7.7	4.0	1	07/19/21 09:18	07/19/21 15:34	71-55-6	
1,1,2-Trichloroethane	ND	ug/kg	7.7	2.6	1	07/19/21 09:18	07/19/21 15:34	79-00-5	
Trichloroethene	ND	ug/kg	7.7	2.0	1	07/19/21 09:18	07/19/21 15:34	79-01-6	
Trichlorofluoromethane	ND	ug/kg	7.7	4.3	1	07/19/21 09:18	07/19/21 15:34	75-69-4	
1,2,3-Trichloropropane	ND	ug/kg	7.7	3.9	1	07/19/21 09:18	07/19/21 15:34	96-18-4	
1,2,4-Trimethylbenzene	**20.7**	ug/kg	7.7	2.1	1	07/19/21 09:18	07/19/21 15:34	95-63-6	
1,3,5-Trimethylbenzene	ND	ug/kg	7.7	2.6	1	07/19/21 09:18	07/19/21 15:34	108-67-8	
Vinyl acetate	ND	ug/kg	77.5	5.6	1	07/19/21 09:18	07/19/21 15:34	108-05-4	
Vinyl chloride	ND	ug/kg	15.5	3.9	1	07/19/21 09:18	07/19/21 15:34	75-01-4	
Xylene (Total)	**144**	ug/kg	15.5	4.4	1	07/19/21 09:18	07/19/21 15:34	1330-20-7	
m&p-Xylene	**98.9**	ug/kg	15.5	5.3	1	07/19/21 09:18	07/19/21 15:34	179601-23-1	
o-Xylene	**44.8**	ug/kg	7.7	3.4	1	07/19/21 09:18	07/19/21 15:34	95-47-6	
Surrogates									
Toluene-d8 (S)	99	%	70-130		1	07/19/21 09:18	07/19/21 15:34	2037-26-5	
4-Bromofluorobenzene (S)	97	%	69-134		1	07/19/21 09:18	07/19/21 15:34	460-00-4	
1,2-Dichloroethane-d4 (S)	103	%	70-130		1	07/19/21 09:18	07/19/21 15:34	17060-07-0	
Percent Moisture	Analytical Method: SW-846 Pace Analytical Services - Charlotte								
Percent Moisture	**20.7**	%	0.10	0.10	1		07/14/21 17:26		N2

REPORT OF LABORATORY ANALYSIS

This report shall not be reproduced, except in full,
without the written consent of Pace Analytical Services, LLC.

Pace Analytical Services, LLC
9800 Kincey Ave. Suite 100
Huntersville, NC 28078
(704)875-9092

ANALYTICAL RESULTS

Project: 2020-L1-2448
Pace Project No.: 92549416

Sample: AF2 (24-26') **Lab ID: 92549416015** Collected: 07/13/21 15:25 Received: 07/14/21 11:25 Matrix: Solid

Results reported on a "dry weight" basis and are adjusted for percent moisture, sample size and any dilutions.

Parameters	Results	Units	Report Limit	MDL	DF	Prepared	Analyzed	CAS No.	Qual
VPH NC Soil	Analytical Method: MADEP VPH Preparation Method: MADEP VPH Pace Analytical Services - Charlotte								
Total VPH (C5-C12)	**21200**	mg/kg	121	121	40	07/19/21 12:40	07/20/21 12:06		N2
Aliphatic (C05-C08)	**15500**	mg/kg	121	121	40	07/19/21 12:40	07/20/21 12:06		N2
Aliphatic(C09-C12) Adjusted	**4320**	mg/kg	121	121	40	07/19/21 12:40	07/20/21 12:06		N2
Aromatic (C09-C10)	**1370**	mg/kg	121	121	40	07/19/21 12:40	07/20/21 12:06		N2
Surrogates									
4-Bromofluorobenzene (FID) (S)	119	%	70-130		40	07/19/21 12:40	07/20/21 12:06	460-00-4	
4-Bromofluorobenzene (PID) (S)	79	%	70-130		40	07/19/21 12:40	07/20/21 12:06	460-00-4	
8260D/5035A/5030B Volatiles	Analytical Method: EPA 8260D Preparation Method: EPA 5035A/5030B Pace Analytical Services - Charlotte								
Acetone	ND	ug/kg	12300	3960	100	07/20/21 10:24	07/20/21 14:00	67-64-1	
Benzene	**56600**	ug/kg	617	246	100	07/20/21 10:24	07/20/21 14:00	71-43-2	
Bromobenzene	ND	ug/kg	617	201	100	07/20/21 10:24	07/20/21 14:00	108-86-1	
Bromochloromethane	ND	ug/kg	617	183	100	07/20/21 10:24	07/20/21 14:00	74-97-5	
Bromodichloromethane	ND	ug/kg	617	238	100	07/20/21 10:24	07/20/21 14:00	75-27-4	
Bromoform	ND	ug/kg	617	217	100	07/20/21 10:24	07/20/21 14:00	75-25-2	
Bromomethane	ND	ug/kg	1230	975	100	07/20/21 10:24	07/20/21 14:00	74-83-9	IK
2-Butanone (MEK)	ND	ug/kg	12300	2960	100	07/20/21 10:24	07/20/21 14:00	78-93-3	
n-Butylbenzene	**18500**	ug/kg	617	291	100	07/20/21 10:24	07/20/21 14:00	104-51-8	
sec-Butylbenzene	ND	ug/kg	617	271	100	07/20/21 10:24	07/20/21 14:00	135-98-8	
tert-Butylbenzene	ND	ug/kg	617	220	100	07/20/21 10:24	07/20/21 14:00	98-06-6	
Carbon tetrachloride	ND	ug/kg	617	231	100	07/20/21 10:24	07/20/21 14:00	56-23-5	
Chlorobenzene	ND	ug/kg	617	118	100	07/20/21 10:24	07/20/21 14:00	108-90-7	
Chloroethane	ND	ug/kg	1230	476	100	07/20/21 10:24	07/20/21 14:00	75-00-3	
Chloroform	ND	ug/kg	617	375	100	07/20/21 10:24	07/20/21 14:00	67-66-3	
Chloromethane	ND	ug/kg	1230	518	100	07/20/21 10:24	07/20/21 14:00	74-87-3	
2-Chlorotoluene	ND	ug/kg	617	218	100	07/20/21 10:24	07/20/21 14:00	95-49-8	
4-Chlorotoluene	ND	ug/kg	617	109	100	07/20/21 10:24	07/20/21 14:00	106-43-4	
1,2-Dibromo-3-chloropropane	ND	ug/kg	617	239	100	07/20/21 10:24	07/20/21 14:00	96-12-8	
Dibromochloromethane	ND	ug/kg	617	347	100	07/20/21 10:24	07/20/21 14:00	124-48-1	
1,2-Dibromoethane (EDB)	ND	ug/kg	617	271	100	07/20/21 10:24	07/20/21 14:00	106-93-4	
Dibromomethane	ND	ug/kg	617	132	100	07/20/21 10:24	07/20/21 14:00	74-95-3	
1,2-Dichlorobenzene	ND	ug/kg	617	222	100	07/20/21 10:24	07/20/21 14:00	95-50-1	
1,3-Dichlorobenzene	ND	ug/kg	617	191	100	07/20/21 10:24	07/20/21 14:00	541-73-1	
1,4-Dichlorobenzene	ND	ug/kg	617	160	100	07/20/21 10:24	07/20/21 14:00	106-46-7	
Dichlorodifluoromethane	ND	ug/kg	1230	268	100	07/20/21 10:24	07/20/21 14:00	75-71-8	
1,1-Dichloroethane	ND	ug/kg	617	254	100	07/20/21 10:24	07/20/21 14:00	75-34-3	
1,2-Dichloroethane	ND	ug/kg	617	408	100	07/20/21 10:24	07/20/21 14:00	107-06-2	v2
1,1-Dichloroethene	ND	ug/kg	617	254	100	07/20/21 10:24	07/20/21 14:00	75-35-4	
cis-1,2-Dichloroethene	ND	ug/kg	617	211	100	07/20/21 10:24	07/20/21 14:00	156-59-2	
trans-1,2-Dichloroethene	ND	ug/kg	617	216	100	07/20/21 10:24	07/20/21 14:00	156-60-5	
1,2-Dichloropropane	ND	ug/kg	617	185	100	07/20/21 10:24	07/20/21 14:00	78-87-5	
1,3-Dichloropropane	ND	ug/kg	617	192	100	07/20/21 10:24	07/20/21 14:00	142-28-9	
2,2-Dichloropropane	ND	ug/kg	617	201	100	07/20/21 10:24	07/20/21 14:00	594-20-7	

REPORT OF LABORATORY ANALYSIS

This report shall not be reproduced, except in full,
without the written consent of Pace Analytical Services, LLC.

Pace Analytical Services, LLC
9800 Kincey Ave. Suite 100
Huntersville, NC 28078
(704)875-9092

ANALYTICAL RESULTS

Project: 2020-L1-2448
Pace Project No.: 92549416

Sample: AF2 (24-26') **Lab ID: 92549416015** Collected: 07/13/21 15:25 Received: 07/14/21 11:25 Matrix: Solid

Results reported on a "dry weight" basis and are adjusted for percent moisture, sample size and any dilutions.

Parameters	Results	Units	Report Limit	MDL	DF	Prepared	Analyzed	CAS No.	Qual
8260D/5035A/5030B Volatiles	Analytical Method: EPA 8260D Preparation Method: EPA 5035A/5030B Pace Analytical Services - Charlotte								
1,1-Dichloropropene	ND	ug/kg	617	296	100	07/20/21 10:24	07/20/21 14:00	563-58-6	
cis-1,3-Dichloropropene	ND	ug/kg	617	168	100	07/20/21 10:24	07/20/21 14:00	10061-01-5	
trans-1,3-Dichloropropene	ND	ug/kg	617	212	100	07/20/21 10:24	07/20/21 14:00	10061-02-6	
Diisopropyl ether	**2760**	ug/kg	617	167	100	07/20/21 10:24	07/20/21 14:00	108-20-3	v3
Ethylbenzene	**198000**	ug/kg	617	287	100	07/20/21 10:24	07/20/21 14:00	100-41-4	
Hexachloro-1,3-butadiene	ND	ug/kg	1230	1010	100	07/20/21 10:24	07/20/21 14:00	87-68-3	
2-Hexanone	ND	ug/kg	6170	595	100	07/20/21 10:24	07/20/21 14:00	591-78-6	
Isopropylbenzene (Cumene)	**15000**	ug/kg	617	210	100	07/20/21 10:24	07/20/21 14:00	98-82-8	
p-Isopropyltoluene	**14300**	ug/kg	617	304	100	07/20/21 10:24	07/20/21 14:00	99-87-6	
Methylene Chloride	ND	ug/kg	2470	1690	100	07/20/21 10:24	07/20/21 14:00	75-09-2	
4-Methyl-2-pentanone (MIBK)	**13200**	ug/kg	6170	595	100	07/20/21 10:24	07/20/21 14:00	108-10-1	
Methyl-tert-butyl ether	ND	ug/kg	617	231	100	07/20/21 10:24	07/20/21 14:00	1634-04-4	
Naphthalene	**34000**	ug/kg	617	324	100	07/20/21 10:24	07/20/21 14:00	91-20-3	
n-Propylbenzene	**59200**	ug/kg	617	220	100	07/20/21 10:24	07/20/21 14:00	103-65-1	
Styrene	**7860**	ug/kg	617	163	100	07/20/21 10:24	07/20/21 14:00	100-42-5	
1,1,1,2-Tetrachloroethane	ND	ug/kg	617	237	100	07/20/21 10:24	07/20/21 14:00	630-20-6	
1,1,2,2-Tetrachloroethane	ND	ug/kg	617	163	100	07/20/21 10:24	07/20/21 14:00	79-34-5	
Tetrachloroethene	ND	ug/kg	617	195	100	07/20/21 10:24	07/20/21 14:00	127-18-4	
Toluene	**599000**	ug/kg	617	175	100	07/20/21 10:24	07/20/21 14:00	108-88-3	
1,2,3-Trichlorobenzene	ND	ug/kg	617	498	100	07/20/21 10:24	07/20/21 14:00	87-61-6	
1,2,4-Trichlorobenzene	ND	ug/kg	617	518	100	07/20/21 10:24	07/20/21 14:00	120-82-1	
1,1,1-Trichloroethane	ND	ug/kg	617	321	100	07/20/21 10:24	07/20/21 14:00	71-55-6	v2
1,1,2-Trichloroethane	ND	ug/kg	617	205	100	07/20/21 10:24	07/20/21 14:00	79-00-5	
Trichloroethene	ND	ug/kg	617	159	100	07/20/21 10:24	07/20/21 14:00	79-01-6	
Trichlorofluoromethane	ND	ug/kg	617	339	100	07/20/21 10:24	07/20/21 14:00	75-69-4	
1,2,3-Trichloropropane	ND	ug/kg	617	312	100	07/20/21 10:24	07/20/21 14:00	96-18-4	
1,2,4-Trimethylbenzene	**323000**	ug/kg	617	169	100	07/20/21 10:24	07/20/21 14:00	95-63-6	
1,3,5-Trimethylbenzene	**93000**	ug/kg	617	207	100	07/20/21 10:24	07/20/21 14:00	108-67-8	
Vinyl acetate	ND	ug/kg	6170	449	100	07/20/21 10:24	07/20/21 14:00	108-05-4	
Vinyl chloride	ND	ug/kg	1230	313	100	07/20/21 10:24	07/20/21 14:00	75-01-4	
Xylene (Total)	**973000**	ug/kg	1230	352	100	07/20/21 10:24	07/20/21 14:00	1330-20-7	
m&p-Xylene	**697000**	ug/kg	1230	422	100	07/20/21 10:24	07/20/21 14:00	179601-23-1	
o-Xylene	**277000**	ug/kg	617	273	100	07/20/21 10:24	07/20/21 14:00	95-47-6	
Surrogates									
Toluene-d8 (S)	96	%	70-130		100	07/20/21 10:24	07/20/21 14:00	2037-26-5	
4-Bromofluorobenzene (S)	97	%	69-134		100	07/20/21 10:24	07/20/21 14:00	460-00-4	
1,2-Dichloroethane-d4 (S)	100	%	70-130		100	07/20/21 10:24	07/20/21 14:00	17060-07-0	
Percent Moisture	Analytical Method: SW-846 Pace Analytical Services - Charlotte								
Percent Moisture	**12.5**	%	0.10	0.10	1		07/14/21 17:27		N2

REPORT OF LABORATORY ANALYSIS

This report shall not be reproduced, except in full,
without the written consent of Pace Analytical Services, LLC.

Pace Analytical Services, LLC
9800 Kincey Ave. Suite 100
Huntersville, NC 28078
(704)875-9092

ANALYTICAL RESULTS

Project: 2020-L1-2448
Pace Project No.: 92549416

Sample: AF1 (0-2') **Lab ID: 92549416016** Collected: 07/13/21 16:25 Received: 07/14/21 11:25 Matrix: Solid

Results reported on a "dry weight" basis and are adjusted for percent moisture, sample size and any dilutions.

Parameters	Results	Units	Report Limit	MDL	DF	Prepared	Analyzed	CAS No.	Qual
VPH NC Soil	Analytical Method: MADEP VPH Preparation Method: MADEP VPH Pace Analytical Services - Charlotte								
Total VPH (C5-C12)	**5.1**	mg/kg	4.5	4.5	1	07/19/21 12:40	07/20/21 01:49		N2
Aliphatic (C05-C08)	ND	mg/kg	4.5	4.5	1	07/19/21 12:40	07/20/21 01:49		N2
Aliphatic(C09-C12) Adjusted	ND	mg/kg	4.5	4.5	1	07/19/21 12:40	07/20/21 01:49		N2
Aromatic (C09-C10)	ND	mg/kg	4.5	4.5	1	07/19/21 12:40	07/20/21 01:49		N2
Surrogates									
4-Bromofluorobenzene (FID) (S)	99	%	70-130		1	07/19/21 12:40	07/20/21 01:49	460-00-4	
4-Bromofluorobenzene (PID) (S)	91	%	70-130		1	07/19/21 12:40	07/20/21 01:49	460-00-4	
8260D/5035A/5030B Volatiles	Analytical Method: EPA 8260D Preparation Method: EPA 5035A/5030B Pace Analytical Services - Charlotte								
Acetone	ND	ug/kg	182	58.5	1	07/19/21 09:18	07/19/21 15:52	67-64-1	
Benzene	ND	ug/kg	9.1	3.6	1	07/19/21 09:18	07/19/21 15:52	71-43-2	
Bromobenzene	ND	ug/kg	9.1	3.0	1	07/19/21 09:18	07/19/21 15:52	108-86-1	
Bromochloromethane	ND	ug/kg	9.1	2.7	1	07/19/21 09:18	07/19/21 15:52	74-97-5	
Bromodichloromethane	ND	ug/kg	9.1	3.5	1	07/19/21 09:18	07/19/21 15:52	75-27-4	
Bromoform	ND	ug/kg	9.1	3.2	1	07/19/21 09:18	07/19/21 15:52	75-25-2	
Bromomethane	ND	ug/kg	18.2	14.4	1	07/19/21 09:18	07/19/21 15:52	74-83-9	IK
2-Butanone (MEK)	ND	ug/kg	182	43.8	1	07/19/21 09:18	07/19/21 15:52	78-93-3	
n-Butylbenzene	ND	ug/kg	9.1	4.3	1	07/19/21 09:18	07/19/21 15:52	104-51-8	
sec-Butylbenzene	ND	ug/kg	9.1	4.0	1	07/19/21 09:18	07/19/21 15:52	135-98-8	
tert-Butylbenzene	ND	ug/kg	9.1	3.2	1	07/19/21 09:18	07/19/21 15:52	98-06-6	
Carbon tetrachloride	ND	ug/kg	9.1	3.4	1	07/19/21 09:18	07/19/21 15:52	56-23-5	
Chlorobenzene	ND	ug/kg	9.1	1.8	1	07/19/21 09:18	07/19/21 15:52	108-90-7	
Chloroethane	ND	ug/kg	18.2	7.0	1	07/19/21 09:18	07/19/21 15:52	75-00-3	
Chloroform	ND	ug/kg	9.1	5.5	1	07/19/21 09:18	07/19/21 15:52	67-66-3	
Chloromethane	ND	ug/kg	18.2	7.7	1	07/19/21 09:18	07/19/21 15:52	74-87-3	
2-Chlorotoluene	ND	ug/kg	9.1	3.2	1	07/19/21 09:18	07/19/21 15:52	95-49-8	
4-Chlorotoluene	ND	ug/kg	9.1	1.6	1	07/19/21 09:18	07/19/21 15:52	106-43-4	
1,2-Dibromo-3-chloropropane	ND	ug/kg	9.1	3.5	1	07/19/21 09:18	07/19/21 15:52	96-12-8	
Dibromochloromethane	ND	ug/kg	9.1	5.1	1	07/19/21 09:18	07/19/21 15:52	124-48-1	
1,2-Dibromoethane (EDB)	ND	ug/kg	9.1	4.0	1	07/19/21 09:18	07/19/21 15:52	106-93-4	
Dibromomethane	ND	ug/kg	9.1	2.0	1	07/19/21 09:18	07/19/21 15:52	74-95-3	
1,2-Dichlorobenzene	ND	ug/kg	9.1	3.3	1	07/19/21 09:18	07/19/21 15:52	95-50-1	
1,3-Dichlorobenzene	ND	ug/kg	9.1	2.8	1	07/19/21 09:18	07/19/21 15:52	541-73-1	
1,4-Dichlorobenzene	ND	ug/kg	9.1	2.4	1	07/19/21 09:18	07/19/21 15:52	106-46-7	
Dichlorodifluoromethane	ND	ug/kg	18.2	4.0	1	07/19/21 09:18	07/19/21 15:52	75-71-8	
1,1-Dichloroethane	ND	ug/kg	9.1	3.8	1	07/19/21 09:18	07/19/21 15:52	75-34-3	
1,2-Dichloroethane	ND	ug/kg	9.1	6.0	1	07/19/21 09:18	07/19/21 15:52	107-06-2	
1,1-Dichloroethene	ND	ug/kg	9.1	3.8	1	07/19/21 09:18	07/19/21 15:52	75-35-4	
cis-1,2-Dichloroethene	ND	ug/kg	9.1	3.1	1	07/19/21 09:18	07/19/21 15:52	156-59-2	
trans-1,2-Dichloroethene	ND	ug/kg	9.1	3.2	1	07/19/21 09:18	07/19/21 15:52	156-60-5	
1,2-Dichloropropane	ND	ug/kg	9.1	2.7	1	07/19/21 09:18	07/19/21 15:52	78-87-5	
1,3-Dichloropropane	ND	ug/kg	9.1	2.8	1	07/19/21 09:18	07/19/21 15:52	142-28-9	
2,2-Dichloropropane	ND	ug/kg	9.1	3.0	1	07/19/21 09:18	07/19/21 15:52	594-20-7	

REPORT OF LABORATORY ANALYSIS

This report shall not be reproduced, except in full,
without the written consent of Pace Analytical Services, LLC.

Pace Analytical Services, LLC
9800 Kincey Ave. Suite 100
Huntersville, NC 28078
(704)875-9092

ANALYTICAL RESULTS

Project: 2020-L1-2448
Pace Project No.: 92549416

Sample: AF1 (0-2') **Lab ID: 92549416016** Collected: 07/13/21 16:25 Received: 07/14/21 11:25 Matrix: Solid

Results reported on a "dry weight" basis and are adjusted for percent moisture, sample size and any dilutions.

Parameters	Results	Units	Report Limit	MDL	DF	Prepared	Analyzed	CAS No.	Qual
8260D/5035A/5030B Volatiles	Analytical Method: EPA 8260D Preparation Method: EPA 5035A/5030B Pace Analytical Services - Charlotte								
1,1-Dichloropropene	ND	ug/kg	9.1	4.4	1	07/19/21 09:18	07/19/21 15:52	563-58-6	
cis-1,3-Dichloropropene	ND	ug/kg	9.1	2.5	1	07/19/21 09:18	07/19/21 15:52	10061-01-5	
trans-1,3-Dichloropropene	ND	ug/kg	9.1	3.1	1	07/19/21 09:18	07/19/21 15:52	10061-02-6	
Diisopropyl ether	ND	ug/kg	9.1	2.5	1	07/19/21 09:18	07/19/21 15:52	108-20-3	
Ethylbenzene	ND	ug/kg	9.1	4.2	1	07/19/21 09:18	07/19/21 15:52	100-41-4	
Hexachloro-1,3-butadiene	ND	ug/kg	18.2	14.9	1	07/19/21 09:18	07/19/21 15:52	87-68-3	
2-Hexanone	ND	ug/kg	91.2	8.8	1	07/19/21 09:18	07/19/21 15:52	591-78-6	
Isopropylbenzene (Cumene)	ND	ug/kg	9.1	3.1	1	07/19/21 09:18	07/19/21 15:52	98-82-8	
p-Isopropyltoluene	ND	ug/kg	9.1	4.5	1	07/19/21 09:18	07/19/21 15:52	99-87-6	
Methylene Chloride	ND	ug/kg	36.5	25.0	1	07/19/21 09:18	07/19/21 15:52	75-09-2	
4-Methyl-2-pentanone (MIBK)	ND	ug/kg	91.2	8.8	1	07/19/21 09:18	07/19/21 15:52	108-10-1	
Methyl-tert-butyl ether	ND	ug/kg	9.1	3.4	1	07/19/21 09:18	07/19/21 15:52	1634-04-4	
Naphthalene	ND	ug/kg	9.1	4.8	1	07/19/21 09:18	07/19/21 15:52	91-20-3	
n-Propylbenzene	ND	ug/kg	9.1	3.2	1	07/19/21 09:18	07/19/21 15:52	103-65-1	
Styrene	ND	ug/kg	9.1	2.4	1	07/19/21 09:18	07/19/21 15:52	100-42-5	
1,1,1,2-Tetrachloroethane	ND	ug/kg	9.1	3.5	1	07/19/21 09:18	07/19/21 15:52	630-20-6	
1,1,2,2-Tetrachloroethane	ND	ug/kg	9.1	2.4	1	07/19/21 09:18	07/19/21 15:52	79-34-5	
Tetrachloroethene	ND	ug/kg	9.1	2.9	1	07/19/21 09:18	07/19/21 15:52	127-18-4	
Toluene	**11.7**	ug/kg	9.1	2.6	1	07/19/21 09:18	07/19/21 15:52	108-88-3	
1,2,3-Trichlorobenzene	ND	ug/kg	9.1	7.4	1	07/19/21 09:18	07/19/21 15:52	87-61-6	
1,2,4-Trichlorobenzene	ND	ug/kg	9.1	7.7	1	07/19/21 09:18	07/19/21 15:52	120-82-1	
1,1,1-Trichloroethane	ND	ug/kg	9.1	4.7	1	07/19/21 09:18	07/19/21 15:52	71-55-6	
1,1,2-Trichloroethane	ND	ug/kg	9.1	3.0	1	07/19/21 09:18	07/19/21 15:52	79-00-5	
Trichloroethene	ND	ug/kg	9.1	2.4	1	07/19/21 09:18	07/19/21 15:52	79-01-6	
Trichlorofluoromethane	ND	ug/kg	9.1	5.0	1	07/19/21 09:18	07/19/21 15:52	75-69-4	
1,2,3-Trichloropropane	ND	ug/kg	9.1	4.6	1	07/19/21 09:18	07/19/21 15:52	96-18-4	
1,2,4-Trimethylbenzene	ND	ug/kg	9.1	2.5	1	07/19/21 09:18	07/19/21 15:52	95-63-6	
1,3,5-Trimethylbenzene	ND	ug/kg	9.1	3.1	1	07/19/21 09:18	07/19/21 15:52	108-67-8	
Vinyl acetate	ND	ug/kg	91.2	6.6	1	07/19/21 09:18	07/19/21 15:52	108-05-4	
Vinyl chloride	ND	ug/kg	18.2	4.6	1	07/19/21 09:18	07/19/21 15:52	75-01-4	
Xylene (Total)	ND	ug/kg	18.2	5.2	1	07/19/21 09:18	07/19/21 15:52	1330-20-7	
m&p-Xylene	ND	ug/kg	18.2	6.2	1	07/19/21 09:18	07/19/21 15:52	179601-23-1	
o-Xylene	ND	ug/kg	9.1	4.0	1	07/19/21 09:18	07/19/21 15:52	95-47-6	
Surrogates									
Toluene-d8 (S)	99	%	70-130		1	07/19/21 09:18	07/19/21 15:52	2037-26-5	
4-Bromofluorobenzene (S)	95	%	69-134		1	07/19/21 09:18	07/19/21 15:52	460-00-4	
1,2-Dichloroethane-d4 (S)	102	%	70-130		1	07/19/21 09:18	07/19/21 15:52	17060-07-0	
Percent Moisture	Analytical Method: SW-846 Pace Analytical Services - Charlotte								
Percent Moisture	**22.7**	%	0.10	0.10	1		07/14/21 17:27		N2

REPORT OF LABORATORY ANALYSIS

This report shall not be reproduced, except in full,
without the written consent of Pace Analytical Services, LLC.

Pace Analytical Services, LLC
9800 Kincey Ave. Suite 100
Huntersville, NC 28078
(704)875-9092

ANALYTICAL RESULTS

Project: 2020-L1-2448
Pace Project No.: 92549416

Sample: AF1 (14-16') **Lab ID: 92549416017** Collected: 07/13/21 16:30 Received: 07/14/21 11:25 Matrix: Solid

Results reported on a "dry weight" basis and are adjusted for percent moisture, sample size and any dilutions.

Parameters	Results	Units	Report Limit	MDL	DF	Prepared	Analyzed	CAS No.	Qual
VPH NC Soil	Analytical Method: MADEP VPH Preparation Method: MADEP VPH Pace Analytical Services - Charlotte								
Total VPH (C5-C12)	**1240**	mg/kg	13.4	13.4	4	07/19/21 12:40	07/20/21 11:09		N2
Aliphatic (C05-C08)	**266**	mg/kg	13.4	13.4	4	07/19/21 12:40	07/20/21 11:09		N2
Aliphatic(C09-C12) Adjusted	**583**	mg/kg	13.4	13.4	4	07/19/21 12:40	07/20/21 11:09		N2
Aromatic (C09-C10)	**392**	mg/kg	13.4	13.4	4	07/19/21 12:40	07/20/21 11:09		N2
Surrogates									
4-Bromofluorobenzene (FID) (S)	147	%	70-130		4	07/19/21 12:40	07/20/21 11:09	460-00-4	S2
4-Bromofluorobenzene (PID) (S)	89	%	70-130		4	07/19/21 12:40	07/20/21 11:09	460-00-4	
8260D/5035A/5030B Volatiles	Analytical Method: EPA 8260D Preparation Method: EPA 5035A/5030B Pace Analytical Services - Charlotte								
Acetone	ND	ug/kg	149	47.7	1	07/19/21 09:18	07/19/21 16:11	67-64-1	
Benzene	**40.5**	ug/kg	7.4	3.0	1	07/19/21 09:18	07/19/21 16:11	71-43-2	
Bromobenzene	ND	ug/kg	7.4	2.4	1	07/19/21 09:18	07/19/21 16:11	108-86-1	
Bromochloromethane	ND	ug/kg	7.4	2.2	1	07/19/21 09:18	07/19/21 16:11	74-97-5	
Bromodichloromethane	ND	ug/kg	7.4	2.9	1	07/19/21 09:18	07/19/21 16:11	75-27-4	
Bromoform	ND	ug/kg	7.4	2.6	1	07/19/21 09:18	07/19/21 16:11	75-25-2	
Bromomethane	ND	ug/kg	14.9	11.7	1	07/19/21 09:18	07/19/21 16:11	74-83-9	IK
2-Butanone (MEK)	ND	ug/kg	149	35.6	1	07/19/21 09:18	07/19/21 16:11	78-93-3	
n-Butylbenzene	**326**	ug/kg	7.4	3.5	1	07/19/21 09:18	07/19/21 16:11	104-51-8	
sec-Butylbenzene	ND	ug/kg	7.4	3.3	1	07/19/21 09:18	07/19/21 16:11	135-98-8	
tert-Butylbenzene	ND	ug/kg	7.4	2.6	1	07/19/21 09:18	07/19/21 16:11	98-06-6	
Carbon tetrachloride	ND	ug/kg	7.4	2.8	1	07/19/21 09:18	07/19/21 16:11	56-23-5	
Chlorobenzene	ND	ug/kg	7.4	1.4	1	07/19/21 09:18	07/19/21 16:11	108-90-7	
Chloroethane	ND	ug/kg	14.9	5.7	1	07/19/21 09:18	07/19/21 16:11	75-00-3	
Chloroform	ND	ug/kg	7.4	4.5	1	07/19/21 09:18	07/19/21 16:11	67-66-3	
Chloromethane	ND	ug/kg	14.9	6.2	1	07/19/21 09:18	07/19/21 16:11	74-87-3	
2-Chlorotoluene	ND	ug/kg	7.4	2.6	1	07/19/21 09:18	07/19/21 16:11	95-49-8	
4-Chlorotoluene	ND	ug/kg	7.4	1.3	1	07/19/21 09:18	07/19/21 16:11	106-43-4	
1,2-Dibromo-3-chloropropane	ND	ug/kg	7.4	2.9	1	07/19/21 09:18	07/19/21 16:11	96-12-8	
Dibromochloromethane	ND	ug/kg	7.4	4.2	1	07/19/21 09:18	07/19/21 16:11	124-48-1	
1,2-Dibromoethane (EDB)	ND	ug/kg	7.4	3.3	1	07/19/21 09:18	07/19/21 16:11	106-93-4	
Dibromomethane	ND	ug/kg	7.4	1.6	1	07/19/21 09:18	07/19/21 16:11	74-95-3	
1,2-Dichlorobenzene	ND	ug/kg	7.4	2.7	1	07/19/21 09:18	07/19/21 16:11	95-50-1	
1,3-Dichlorobenzene	ND	ug/kg	7.4	2.3	1	07/19/21 09:18	07/19/21 16:11	541-73-1	
1,4-Dichlorobenzene	ND	ug/kg	7.4	1.9	1	07/19/21 09:18	07/19/21 16:11	106-46-7	
Dichlorodifluoromethane	ND	ug/kg	14.9	3.2	1	07/19/21 09:18	07/19/21 16:11	75-71-8	
1,1-Dichloroethane	ND	ug/kg	7.4	3.1	1	07/19/21 09:18	07/19/21 16:11	75-34-3	
1,2-Dichloroethane	ND	ug/kg	7.4	4.9	1	07/19/21 09:18	07/19/21 16:11	107-06-2	
1,1-Dichloroethene	ND	ug/kg	7.4	3.1	1	07/19/21 09:18	07/19/21 16:11	75-35-4	
cis-1,2-Dichloroethene	ND	ug/kg	7.4	2.5	1	07/19/21 09:18	07/19/21 16:11	156-59-2	
trans-1,2-Dichloroethene	ND	ug/kg	7.4	2.6	1	07/19/21 09:18	07/19/21 16:11	156-60-5	
1,2-Dichloropropane	ND	ug/kg	7.4	2.2	1	07/19/21 09:18	07/19/21 16:11	78-87-5	
1,3-Dichloropropane	ND	ug/kg	7.4	2.3	1	07/19/21 09:18	07/19/21 16:11	142-28-9	
2,2-Dichloropropane	ND	ug/kg	7.4	2.4	1	07/19/21 09:18	07/19/21 16:11	594-20-7	

REPORT OF LABORATORY ANALYSIS

This report shall not be reproduced, except in full,
without the written consent of Pace Analytical Services, LLC.

Pace Analytical Services, LLC
9800 Kincey Ave. Suite 100
Huntersville, NC 28078
(704)875-9092

ANALYTICAL RESULTS

Project: 2020-L1-2448
Pace Project No.: 92549416

Sample: AF1 (14-16') **Lab ID: 92549416017** Collected: 07/13/21 16:30 Received: 07/14/21 11:25 Matrix: Solid

Results reported on a "dry weight" basis and are adjusted for percent moisture, sample size and any dilutions.

Parameters	Results	Units	Report Limit	MDL	DF	Prepared	Analyzed	CAS No.	Qual
8260D/5035A/5030B Volatiles	Analytical Method: EPA 8260D Preparation Method: EPA 5035A/5030B Pace Analytical Services - Charlotte								
1,1-Dichloropropene	ND	ug/kg	7.4	3.6	1	07/19/21 09:18	07/19/21 16:11	563-58-6	
cis-1,3-Dichloropropene	ND	ug/kg	7.4	2.0	1	07/19/21 09:18	07/19/21 16:11	10061-01-5	
trans-1,3-Dichloropropene	ND	ug/kg	7.4	2.6	1	07/19/21 09:18	07/19/21 16:11	10061-02-6	
Diisopropyl ether	ND	ug/kg	7.4	2.0	1	07/19/21 09:18	07/19/21 16:11	108-20-3	
Ethylbenzene	**592**	ug/kg	7.4	3.5	1	07/19/21 09:18	07/19/21 16:11	100-41-4	
Hexachloro-1,3-butadiene	ND	ug/kg	14.9	12.1	1	07/19/21 09:18	07/19/21 16:11	87-68-3	
2-Hexanone	ND	ug/kg	74.3	7.2	1	07/19/21 09:18	07/19/21 16:11	591-78-6	
Isopropylbenzene (Cumene)	ND	ug/kg	7.4	2.5	1	07/19/21 09:18	07/19/21 16:11	98-82-8	
p-Isopropyltoluene	**264**	ug/kg	7.4	3.7	1	07/19/21 09:18	07/19/21 16:11	99-87-6	
Methylene Chloride	ND	ug/kg	29.7	20.3	1	07/19/21 09:18	07/19/21 16:11	75-09-2	
4-Methyl-2-pentanone (MIBK)	ND	ug/kg	74.3	7.2	1	07/19/21 09:18	07/19/21 16:11	108-10-1	
Methyl-tert-butyl ether	ND	ug/kg	7.4	2.8	1	07/19/21 09:18	07/19/21 16:11	1634-04-4	
Naphthalene	**1060**	ug/kg	7.4	3.9	1	07/19/21 09:18	07/19/21 16:11	91-20-3	
n-Propylbenzene	**583**	ug/kg	7.4	2.6	1	07/19/21 09:18	07/19/21 16:11	103-65-1	
Styrene	**38.7**	ug/kg	7.4	2.0	1	07/19/21 09:18	07/19/21 16:11	100-42-5	
1,1,1,2-Tetrachloroethane	ND	ug/kg	7.4	2.9	1	07/19/21 09:18	07/19/21 16:11	630-20-6	
1,1,2,2-Tetrachloroethane	ND	ug/kg	7.4	2.0	1	07/19/21 09:18	07/19/21 16:11	79-34-5	
Tetrachloroethene	ND	ug/kg	7.4	2.3	1	07/19/21 09:18	07/19/21 16:11	127-18-4	
Toluene	**1330**	ug/kg	7.4	2.1	1	07/19/21 09:18	07/19/21 16:11	108-88-3	
1,2,3-Trichlorobenzene	ND	ug/kg	7.4	6.0	1	07/19/21 09:18	07/19/21 16:11	87-61-6	
1,2,4-Trichlorobenzene	ND	ug/kg	7.4	6.2	1	07/19/21 09:18	07/19/21 16:11	120-82-1	
1,1,1-Trichloroethane	ND	ug/kg	7.4	3.9	1	07/19/21 09:18	07/19/21 16:11	71-55-6	
1,1,2-Trichloroethane	ND	ug/kg	7.4	2.5	1	07/19/21 09:18	07/19/21 16:11	79-00-5	
Trichloroethene	ND	ug/kg	7.4	1.9	1	07/19/21 09:18	07/19/21 16:11	79-01-6	
Trichlorofluoromethane	ND	ug/kg	7.4	4.1	1	07/19/21 09:18	07/19/21 16:11	75-69-4	
1,2,3-Trichloropropane	ND	ug/kg	7.4	3.8	1	07/19/21 09:18	07/19/21 16:11	96-18-4	
1,2,4-Trimethylbenzene	**4460**	ug/kg	7.4	2.0	1	07/19/21 09:18	07/19/21 16:11	95-63-6	
1,3,5-Trimethylbenzene	**1200**	ug/kg	7.4	2.5	1	07/19/21 09:18	07/19/21 16:11	108-67-8	
Vinyl acetate	ND	ug/kg	74.3	5.4	1	07/19/21 09:18	07/19/21 16:11	108-05-4	
Vinyl chloride	ND	ug/kg	14.9	3.8	1	07/19/21 09:18	07/19/21 16:11	75-01-4	
Xylene (Total)	**3810**	ug/kg	14.9	4.2	1	07/19/21 09:18	07/19/21 16:11	1330-20-7	
m&p-Xylene	**2450**	ug/kg	14.9	5.1	1	07/19/21 09:18	07/19/21 16:11	179601-23-1	
o-Xylene	**1360**	ug/kg	7.4	3.3	1	07/19/21 09:18	07/19/21 16:11	95-47-6	
Surrogates									
Toluene-d8 (S)	100	%	70-130		1	07/19/21 09:18	07/19/21 16:11	2037-26-5	
4-Bromofluorobenzene (S)	97	%	69-134		1	07/19/21 09:18	07/19/21 16:11	460-00-4	
1,2-Dichloroethane-d4 (S)	108	%	70-130		1	07/19/21 09:18	07/19/21 16:11	17060-07-0	
Percent Moisture	Analytical Method: SW-846 Pace Analytical Services - Charlotte								
Percent Moisture	**20.0**	%	0.10	0.10	1		07/14/21 17:27		N2

REPORT OF LABORATORY ANALYSIS

This report shall not be reproduced, except in full,
without the written consent of Pace Analytical Services, LLC.

Pace Analytical Services, LLC
9800 Kincey Ave. Suite 100
Huntersville, NC 28078
(704)875-9092

ANALYTICAL RESULTS

Project: 2020-L1-2448
Pace Project No.: 92549416

Sample: AF1 (28-30') **Lab ID: 92549416018** Collected: 07/13/21 16:35 Received: 07/14/21 11:25 Matrix: Solid

Results reported on a "dry weight" basis and are adjusted for percent moisture, sample size and any dilutions.

Parameters	Results	Units	Report Limit	MDL	DF	Prepared	Analyzed	CAS No.	Qual
VPH NC Soil	Analytical Method: MADEP VPH Preparation Method: MADEP VPH Pace Analytical Services - Charlotte								
Total VPH (C5-C12)	**31400**	mg/kg	325	325	100	07/20/21 15:08	07/21/21 02:20		N2
Aliphatic (C05-C08)	**23000**	mg/kg	325	325	100	07/20/21 15:08	07/21/21 02:20		N2
Aliphatic(C09-C12) Adjusted	**6340**	mg/kg	325	325	100	07/20/21 15:08	07/21/21 02:20		N2
Aromatic (C09-C10)	**2120**	mg/kg	325	325	100	07/20/21 15:08	07/21/21 02:20		N2
Surrogates									
4-Bromofluorobenzene (FID) (S)	106	%	70-130		100	07/20/21 15:08	07/21/21 02:20	460-00-4	
4-Bromofluorobenzene (PID) (S)	84	%	70-130		100	07/20/21 15:08	07/21/21 02:20	460-00-4	
8260D/5035A/5030B Volatiles	Analytical Method: EPA 8260D Preparation Method: EPA 5035A/5030B Pace Analytical Services - Charlotte								
Acetone	ND	ug/kg	26100	8380	200	07/20/21 10:24	07/20/21 14:19	67-64-1	
Benzene	**114000**	ug/kg	1310	520	200	07/20/21 10:24	07/20/21 14:19	71-43-2	
Bromobenzene	ND	ug/kg	1310	426	200	07/20/21 10:24	07/20/21 14:19	108-86-1	
Bromochloromethane	ND	ug/kg	1310	386	200	07/20/21 10:24	07/20/21 14:19	74-97-5	
Bromodichloromethane	ND	ug/kg	1310	504	200	07/20/21 10:24	07/20/21 14:19	75-27-4	
Bromoform	ND	ug/kg	1310	459	200	07/20/21 10:24	07/20/21 14:19	75-25-2	
Bromomethane	ND	ug/kg	2610	2060	200	07/20/21 10:24	07/20/21 14:19	74-83-9	IK
2-Butanone (MEK)	ND	ug/kg	26100	6270	200	07/20/21 10:24	07/20/21 14:19	78-93-3	
n-Butylbenzene	**28500**	ug/kg	1310	616	200	07/20/21 10:24	07/20/21 14:19	104-51-8	
sec-Butylbenzene	ND	ug/kg	1310	574	200	07/20/21 10:24	07/20/21 14:19	135-98-8	
tert-Butylbenzene	ND	ug/kg	1310	465	200	07/20/21 10:24	07/20/21 14:19	98-06-6	
Carbon tetrachloride	ND	ug/kg	1310	488	200	07/20/21 10:24	07/20/21 14:19	56-23-5	
Chlorobenzene	ND	ug/kg	1310	251	200	07/20/21 10:24	07/20/21 14:19	108-90-7	
Chloroethane	ND	ug/kg	2610	1010	200	07/20/21 10:24	07/20/21 14:19	75-00-3	
Chloroform	ND	ug/kg	1310	794	200	07/20/21 10:24	07/20/21 14:19	67-66-3	
Chloromethane	ND	ug/kg	2610	1100	200	07/20/21 10:24	07/20/21 14:19	74-87-3	
2-Chlorotoluene	ND	ug/kg	1310	462	200	07/20/21 10:24	07/20/21 14:19	95-49-8	
4-Chlorotoluene	ND	ug/kg	1310	231	200	07/20/21 10:24	07/20/21 14:19	106-43-4	
1,2-Dibromo-3-chloropropane	ND	ug/kg	1310	506	200	07/20/21 10:24	07/20/21 14:19	96-12-8	
Dibromochloromethane	ND	ug/kg	1310	734	200	07/20/21 10:24	07/20/21 14:19	124-48-1	
1,2-Dibromoethane (EDB)	ND	ug/kg	1310	574	200	07/20/21 10:24	07/20/21 14:19	106-93-4	
Dibromomethane	ND	ug/kg	1310	279	200	07/20/21 10:24	07/20/21 14:19	74-95-3	
1,2-Dichlorobenzene	ND	ug/kg	1310	470	200	07/20/21 10:24	07/20/21 14:19	95-50-1	
1,3-Dichlorobenzene	ND	ug/kg	1310	405	200	07/20/21 10:24	07/20/21 14:19	541-73-1	
1,4-Dichlorobenzene	ND	ug/kg	1310	339	200	07/20/21 10:24	07/20/21 14:19	106-46-7	
Dichlorodifluoromethane	ND	ug/kg	2610	567	200	07/20/21 10:24	07/20/21 14:19	75-71-8	
1,1-Dichloroethane	ND	ug/kg	1310	538	200	07/20/21 10:24	07/20/21 14:19	75-34-3	
1,2-Dichloroethane	ND	ug/kg	1310	864	200	07/20/21 10:24	07/20/21 14:19	107-06-2	v2
1,1-Dichloroethene	ND	ug/kg	1310	538	200	07/20/21 10:24	07/20/21 14:19	75-35-4	
cis-1,2-Dichloroethene	ND	ug/kg	1310	446	200	07/20/21 10:24	07/20/21 14:19	156-59-2	
trans-1,2-Dichloroethene	ND	ug/kg	1310	457	200	07/20/21 10:24	07/20/21 14:19	156-60-5	
1,2-Dichloropropane	ND	ug/kg	1310	392	200	07/20/21 10:24	07/20/21 14:19	78-87-5	
1,3-Dichloropropane	ND	ug/kg	1310	407	200	07/20/21 10:24	07/20/21 14:19	142-28-9	
2,2-Dichloropropane	ND	ug/kg	1310	426	200	07/20/21 10:24	07/20/21 14:19	594-20-7	

REPORT OF LABORATORY ANALYSIS

This report shall not be reproduced, except in full,
without the written consent of Pace Analytical Services, LLC.

Pace Analytical Services, LLC
9800 Kincey Ave. Suite 100
Huntersville, NC 28078
(704)875-9092

ANALYTICAL RESULTS

Project: 2020-L1-2448
Pace Project No.: 92549416

Sample: AF1 (28-30') **Lab ID: 92549416018** Collected: 07/13/21 16:35 Received: 07/14/21 11:25 Matrix: Solid

Results reported on a "dry weight" basis and are adjusted for percent moisture, sample size and any dilutions.

Parameters	Results	Units	Report Limit	MDL	DF	Prepared	Analyzed	CAS No.	Qual
8260D/5035A/5030B Volatiles	Analytical Method: EPA 8260D Preparation Method: EPA 5035A/5030B Pace Analytical Services - Charlotte								
1,1-Dichloropropene	ND	ug/kg	1310	627	200	07/20/21 10:24	07/20/21 14:19	563-58-6	
cis-1,3-Dichloropropene	ND	ug/kg	1310	355	200	07/20/21 10:24	07/20/21 14:19	10061-01-5	
trans-1,3-Dichloropropene	ND	ug/kg	1310	449	200	07/20/21 10:24	07/20/21 14:19	10061-02-6	
Diisopropyl ether	**5450**	ug/kg	1310	352	200	07/20/21 10:24	07/20/21 14:19	108-20-3	v3
Ethylbenzene	**374000**	ug/kg	1310	608	200	07/20/21 10:24	07/20/21 14:19	100-41-4	
Hexachloro-1,3-butadiene	ND	ug/kg	2610	2140	200	07/20/21 10:24	07/20/21 14:19	87-68-3	
2-Hexanone	ND	ug/kg	13100	1260	200	07/20/21 10:24	07/20/21 14:19	591-78-6	
Isopropylbenzene (Cumene)	**26900**	ug/kg	1310	444	200	07/20/21 10:24	07/20/21 14:19	98-82-8	
p-Isopropyltoluene	**23500**	ug/kg	1310	642	200	07/20/21 10:24	07/20/21 14:19	99-87-6	
Methylene Chloride	ND	ug/kg	5220	3580	200	07/20/21 10:24	07/20/21 14:19	75-09-2	
4-Methyl-2-pentanone (MIBK)	ND	ug/kg	13100	1260	200	07/20/21 10:24	07/20/21 14:19	108-10-1	
Methyl-tert-butyl ether	ND	ug/kg	1310	488	200	07/20/21 10:24	07/20/21 14:19	1634-04-4	
Naphthalene	**60300**	ug/kg	1310	687	200	07/20/21 10:24	07/20/21 14:19	91-20-3	
n-Propylbenzene	ND	ug/kg	1310	465	200	07/20/21 10:24	07/20/21 14:19	103-65-1	
Styrene	**14600**	ug/kg	1310	345	200	07/20/21 10:24	07/20/21 14:19	100-42-5	
1,1,1,2-Tetrachloroethane	ND	ug/kg	1310	501	200	07/20/21 10:24	07/20/21 14:19	630-20-6	
1,1,2,2-Tetrachloroethane	ND	ug/kg	1310	345	200	07/20/21 10:24	07/20/21 14:19	79-34-5	
Tetrachloroethene	ND	ug/kg	1310	412	200	07/20/21 10:24	07/20/21 14:19	127-18-4	
Toluene	**1150000**	ug/kg	1310	371	200	07/20/21 10:24	07/20/21 14:19	108-88-3	
1,2,3-Trichlorobenzene	ND	ug/kg	1310	1050	200	07/20/21 10:24	07/20/21 14:19	87-61-6	
1,2,4-Trichlorobenzene	ND	ug/kg	1310	1100	200	07/20/21 10:24	07/20/21 14:19	120-82-1	
1,1,1-Trichloroethane	ND	ug/kg	1310	679	200	07/20/21 10:24	07/20/21 14:19	71-55-6	v2
1,1,2-Trichloroethane	ND	ug/kg	1310	433	200	07/20/21 10:24	07/20/21 14:19	79-00-5	
Trichloroethene	ND	ug/kg	1310	337	200	07/20/21 10:24	07/20/21 14:19	79-01-6	
Trichlorofluoromethane	ND	ug/kg	1310	718	200	07/20/21 10:24	07/20/21 14:19	75-69-4	
1,2,3-Trichloropropane	ND	ug/kg	1310	661	200	07/20/21 10:24	07/20/21 14:19	96-18-4	
1,2,4-Trimethylbenzene	**542000**	ug/kg	1310	358	200	07/20/21 10:24	07/20/21 14:19	95-63-6	
1,3,5-Trimethylbenzene	ND	ug/kg	1310	439	200	07/20/21 10:24	07/20/21 14:19	108-67-8	
Vinyl acetate	ND	ug/kg	13100	950	200	07/20/21 10:24	07/20/21 14:19	108-05-4	
Vinyl chloride	ND	ug/kg	2610	663	200	07/20/21 10:24	07/20/21 14:19	75-01-4	
Xylene (Total)	**1860000**	ug/kg	2610	744	200	07/20/21 10:24	07/20/21 14:19	1330-20-7	
m&p-Xylene	**1330000**	ug/kg	2610	893	200	07/20/21 10:24	07/20/21 14:19	179601-23-1	
o-Xylene	**526000**	ug/kg	1310	577	200	07/20/21 10:24	07/20/21 14:19	95-47-6	
Surrogates									
Toluene-d8 (S)	98	%	70-130		200	07/20/21 10:24	07/20/21 14:19	2037-26-5	
4-Bromofluorobenzene (S)	96	%	69-134		200	07/20/21 10:24	07/20/21 14:19	460-00-4	
1,2-Dichloroethane-d4 (S)	100	%	70-130		200	07/20/21 10:24	07/20/21 14:19	17060-07-0	
Percent Moisture	Analytical Method: SW-846 Pace Analytical Services - Charlotte								
Percent Moisture	**21.4**	%	0.10	0.10	1		07/14/21 17:27		N2

REPORT OF LABORATORY ANALYSIS

This report shall not be reproduced, except in full,
without the written consent of Pace Analytical Services, LLC.

Pace Analytical Services, LLC
9800 Kincey Ave. Suite 100
Huntersville, NC 28078
(704)875-9092

QUALITY CONTROL DATA

Project: 2020-L1-2448
Pace Project No.: 92549416

QC Batch: 634270 — Analysis Method: MADEP VPH
QC Batch Method: MADEP VPH — Analysis Description: VPH NC Soil
Laboratory: Pace Analytical Services - Charlotte

Associated Lab Samples: 92549416001, 92549416002, 92549416003, 92549416004, 92549416005, 92549416006, 92549416007, 92549416008, 92549416009, 92549416011, 92549416012, 92549416014, 92549416015, 92549416016, 92549416017

METHOD BLANK: 3331238 — Matrix: Solid

Associated Lab Samples: 92549416001, 92549416002, 92549416003, 92549416004, 92549416005, 92549416006, 92549416007, 92549416008, 92549416009, 92549416011, 92549416012, 92549416014, 92549416015, 92549416016, 92549416017

Parameter	Units	Blank Result	Reporting Limit	MDL	Analyzed	Qualifiers
Aliphatic (C05-C08)	mg/kg	ND	2.5	2.5	07/19/21 15:52	N2
Aromatic (C09-C10)	mg/kg	ND	2.5	2.5	07/19/21 15:52	N2
4-Bromofluorobenzene (FID) (S)	%	103	70-130		07/19/21 15:52	
4-Bromofluorobenzene (PID) (S)	%	95	70-130		07/19/21 15:52	

LABORATORY CONTROL SAMPLE & LCSD: 3331239 3331240

Parameter	Units	Spike Conc.	LCS Result	LCSD Result	LCS % Rec	LCSD % Rec	% Rec Limits	RPD	Max RPD	Qualifiers
Aliphatic (C05-C08)	mg/kg	15.1	15.4	15.2	102	101	70-130	1	25	N2
Aromatic (C09-C10)	mg/kg	5	5.1	4.8	101	96	70-130	5	25	N2
4-Bromofluorobenzene (FID) (S)	%				94	101	70-130			
4-Bromofluorobenzene (PID) (S)	%				85	90	70-130			

Results presented on this page are in the units indicated by the "Units" column except where an alternate unit is presented to the right of the result.

REPORT OF LABORATORY ANALYSIS

This report shall not be reproduced, except in full,
without the written consent of Pace Analytical Services, LLC.

Pace Analytical Services, LLC
9800 Kincey Ave. Suite 100
Huntersville, NC 28078
(704)875-9092

QUALITY CONTROL DATA

Project: 2020-L1-2448
Pace Project No.: 92549416

QC Batch: 634534
QC Batch Method: MADEP VPH
Analysis Method: MADEP VPH
Analysis Description: VPH NC Soil
Laboratory: Pace Analytical Services - Charlotte
Associated Lab Samples: 92549416010, 92549416013

METHOD BLANK: 3332290 Matrix: Solid
Associated Lab Samples: 92549416010, 92549416013

Parameter	Units	Blank Result	Reporting Limit	MDL	Analyzed	Qualifiers
Aliphatic (C05-C08)	mg/kg	ND	2.5	2.5	07/20/21 18:43	N2
Aromatic (C09-C10)	mg/kg	ND	2.5	2.5	07/20/21 18:43	N2
4-Bromofluorobenzene (FID) (S)	%	95	70-130		07/20/21 18:43	
4-Bromofluorobenzene (PID) (S)	%	88	70-130		07/20/21 18:43	

LABORATORY CONTROL SAMPLE & LCSD: 3332291 3332292

Parameter	Units	Spike Conc.	LCS Result	LCSD Result	LCS % Rec	LCSD % Rec	% Rec Limits	RPD	Max RPD	Qualifiers
Aliphatic (C05-C08)	mg/kg	15.1	15.8	14.7	105	97	70-130	8	25	N2
Aromatic (C09-C10)	mg/kg	5	5.2	4.9	104	98	70-130	6	25	N2
4-Bromofluorobenzene (FID) (S)	%				95	97	70-130			
4-Bromofluorobenzene (PID) (S)	%				85	87	70-130			

Results presented on this page are in the units indicated by the "Units" column except where an alternate unit is presented to the right of the result.

REPORT OF LABORATORY ANALYSIS

This report shall not be reproduced, except in full,
without the written consent of Pace Analytical Services, LLC.

Pace Analytical Services, LLC
9800 Kincey Ave. Suite 100
Huntersville, NC 28078
(704)875-9092

QUALITY CONTROL DATA

Project: 2020-L1-2448
Pace Project No.: 92549416

QC Batch: 634625
QC Batch Method: MADEP VPH
Analysis Method: MADEP VPH
Analysis Description: VPH NC Soil
Laboratory: Pace Analytical Services - Charlotte

Associated Lab Samples: 92549416018

METHOD BLANK: 3332873 Matrix: Solid
Associated Lab Samples: 92549416018

Parameter	Units	Blank Result	Reporting Limit	MDL	Analyzed	Qualifiers
Aliphatic (C05-C08)	mg/kg	ND	2.5	2.5	07/20/21 18:14	N2
Aromatic (C09-C10)	mg/kg	ND	2.5	2.5	07/20/21 18:14	N2
4-Bromofluorobenzene (FID) (S)	%	96	70-130		07/20/21 18:14	
4-Bromofluorobenzene (PID) (S)	%	89	70-130		07/20/21 18:14	

LABORATORY CONTROL SAMPLE & LCSD: 3332874 3332875

Parameter	Units	Spike Conc.	LCS Result	LCSD Result	LCS % Rec	LCSD % Rec	% Rec Limits	RPD	Max RPD	Qualifiers
Aliphatic (C05-C08)	mg/kg	15.1	16.5	15.1	109	100	70-130	9	25	N2
Aromatic (C09-C10)	mg/kg	5	4.9	5.4	97	107	70-130	10	25	N2
4-Bromofluorobenzene (FID) (S)	%				97	103	70-130			
4-Bromofluorobenzene (PID) (S)	%				86	92	70-130			

Results presented on this page are in the units indicated by the "Units" column except where an alternate unit is presented to the right of the result.

REPORT OF LABORATORY ANALYSIS

This report shall not be reproduced, except in full,
without the written consent of Pace Analytical Services, LLC.

Pace Analytical Services, LLC
9800 Kincey Ave. Suite 100
Huntersville, NC 28078
(704)875-9092

QUALITY CONTROL DATA

Project: 2020-L1-2448
Pace Project No.: 92549416

QC Batch: 633972 Analysis Method: EPA 8260D
QC Batch Method: EPA 5035A/5030B Analysis Description: 8260D 5035A 5030B
Laboratory: Pace Analytical Services - Charlotte
Associated Lab Samples: 92549416001, 92549416002, 92549416003, 92549416004

METHOD BLANK: 3329753 Matrix: Solid
Associated Lab Samples: 92549416001, 92549416002, 92549416003, 92549416004

Parameter	Units	Blank Result	Reporting Limit	MDL	Analyzed	Qualifiers
1,1,1,2-Tetrachloroethane	ug/kg	ND	5.0	1.9	07/17/21 00:06	
1,1,1-Trichloroethane	ug/kg	ND	5.0	2.6	07/17/21 00:06	v2
1,1,2,2-Tetrachloroethane	ug/kg	ND	5.0	1.3	07/17/21 00:06	
1,1,2-Trichloroethane	ug/kg	ND	5.0	1.7	07/17/21 00:06	
1,1-Dichloroethane	ug/kg	ND	5.0	2.1	07/17/21 00:06	
1,1-Dichloroethene	ug/kg	ND	5.0	2.1	07/17/21 00:06	
1,1-Dichloropropene	ug/kg	ND	5.0	2.4	07/17/21 00:06	
1,2,3-Trichlorobenzene	ug/kg	ND	5.0	4.0	07/17/21 00:06	
1,2,3-Trichloropropane	ug/kg	ND	5.0	2.5	07/17/21 00:06	
1,2,4-Trichlorobenzene	ug/kg	ND	5.0	4.2	07/17/21 00:06	
1,2,4-Trimethylbenzene	ug/kg	ND	5.0	1.4	07/17/21 00:06	
1,2-Dibromo-3-chloropropane	ug/kg	ND	5.0	1.9	07/17/21 00:06	
1,2-Dibromoethane (EDB)	ug/kg	ND	5.0	2.2	07/17/21 00:06	
1,2-Dichlorobenzene	ug/kg	ND	5.0	1.8	07/17/21 00:06	
1,2-Dichloroethane	ug/kg	ND	5.0	3.3	07/17/21 00:06	v2
1,2-Dichloropropane	ug/kg	ND	5.0	1.5	07/17/21 00:06	
1,3,5-Trimethylbenzene	ug/kg	ND	5.0	1.7	07/17/21 00:06	
1,3-Dichlorobenzene	ug/kg	ND	5.0	1.6	07/17/21 00:06	
1,3-Dichloropropane	ug/kg	ND	5.0	1.6	07/17/21 00:06	
1,4-Dichlorobenzene	ug/kg	ND	5.0	1.3	07/17/21 00:06	
2,2-Dichloropropane	ug/kg	ND	5.0	1.6	07/17/21 00:06	v2
2-Butanone (MEK)	ug/kg	ND	100	24.0	07/17/21 00:06	
2-Chlorotoluene	ug/kg	ND	5.0	1.8	07/17/21 00:06	
2-Hexanone	ug/kg	ND	50.0	4.8	07/17/21 00:06	
4-Chlorotoluene	ug/kg	ND	5.0	0.88	07/17/21 00:06	
4-Methyl-2-pentanone (MIBK)	ug/kg	ND	50.0	4.8	07/17/21 00:06	
Acetone	ug/kg	ND	100	32.1	07/17/21 00:06	
Benzene	ug/kg	ND	5.0	2.0	07/17/21 00:06	
Bromobenzene	ug/kg	ND	5.0	1.6	07/17/21 00:06	
Bromochloromethane	ug/kg	ND	5.0	1.5	07/17/21 00:06	
Bromodichloromethane	ug/kg	ND	5.0	1.9	07/17/21 00:06	v2
Bromoform	ug/kg	ND	5.0	1.8	07/17/21 00:06	
Bromomethane	ug/kg	ND	10.0	7.9	07/17/21 00:06	IK
Carbon tetrachloride	ug/kg	ND	5.0	1.9	07/17/21 00:06	
Chlorobenzene	ug/kg	ND	5.0	0.96	07/17/21 00:06	
Chloroethane	ug/kg	ND	10.0	3.9	07/17/21 00:06	v2
Chloroform	ug/kg	ND	5.0	3.0	07/17/21 00:06	
Chloromethane	ug/kg	ND	10.0	4.2	07/17/21 00:06	v2
cis-1,2-Dichloroethene	ug/kg	ND	5.0	1.7	07/17/21 00:06	
cis-1,3-Dichloropropene	ug/kg	ND	5.0	1.4	07/17/21 00:06	

Results presented on this page are in the units indicated by the "Units" column except where an alternate unit is presented to the right of the result.

REPORT OF LABORATORY ANALYSIS

This report shall not be reproduced, except in full,
without the written consent of Pace Analytical Services, LLC.

Pace Analytical Services, LLC
9800 Kincey Ave. Suite 100
Huntersville, NC 28078
(704)875-9092

QUALITY CONTROL DATA

Project: 2020-L1-2448
Pace Project No.: 92549416

METHOD BLANK: 3329753 Matrix: Solid
Associated Lab Samples: 92549416001, 92549416002, 92549416003, 92549416004

Parameter	Units	Blank Result	Reporting Limit	MDL	Analyzed	Qualifiers
Dibromochloromethane	ug/kg	ND	5.0	2.8	07/17/21 00:06	
Dibromomethane	ug/kg	ND	5.0	1.1	07/17/21 00:06	
Dichlorodifluoromethane	ug/kg	ND	10.0	2.2	07/17/21 00:06	v2
Diisopropyl ether	ug/kg	ND	5.0	1.4	07/17/21 00:06	
Ethylbenzene	ug/kg	ND	5.0	2.3	07/17/21 00:06	
Hexachloro-1,3-butadiene	ug/kg	ND	10.0	8.2	07/17/21 00:06	
Isopropylbenzene (Cumene)	ug/kg	ND	5.0	1.7	07/17/21 00:06	
m&p-Xylene	ug/kg	ND	10.0	3.4	07/17/21 00:06	
Methyl-tert-butyl ether	ug/kg	ND	5.0	1.9	07/17/21 00:06	
Methylene Chloride	ug/kg	ND	20.0	13.7	07/17/21 00:06	
n-Butylbenzene	ug/kg	ND	5.0	2.4	07/17/21 00:06	
n-Propylbenzene	ug/kg	ND	5.0	1.8	07/17/21 00:06	
Naphthalene	ug/kg	ND	5.0	2.6	07/17/21 00:06	
o-Xylene	ug/kg	ND	5.0	2.2	07/17/21 00:06	
p-Isopropyltoluene	ug/kg	ND	5.0	2.5	07/17/21 00:06	
sec-Butylbenzene	ug/kg	ND	5.0	2.2	07/17/21 00:06	
Styrene	ug/kg	ND	5.0	1.3	07/17/21 00:06	
tert-Butylbenzene	ug/kg	ND	5.0	1.8	07/17/21 00:06	
Tetrachloroethene	ug/kg	ND	5.0	1.6	07/17/21 00:06	
Toluene	ug/kg	ND	5.0	1.4	07/17/21 00:06	
trans-1,2-Dichloroethene	ug/kg	ND	5.0	1.8	07/17/21 00:06	
trans-1,3-Dichloropropene	ug/kg	ND	5.0	1.7	07/17/21 00:06	
Trichloroethene	ug/kg	ND	5.0	1.3	07/17/21 00:06	
Trichlorofluoromethane	ug/kg	ND	5.0	2.8	07/17/21 00:06	
Vinyl acetate	ug/kg	ND	50.0	3.6	07/17/21 00:06	
Vinyl chloride	ug/kg	ND	10.0	2.5	07/17/21 00:06	
Xylene (Total)	ug/kg	ND	10.0	2.8	07/17/21 00:06	
1,2-Dichloroethane-d4 (S)	%	100	70-130		07/17/21 00:06	
4-Bromofluorobenzene (S)	%	94	69-134		07/17/21 00:06	
Toluene-d8 (S)	%	98	70-130		07/17/21 00:06	

LABORATORY CONTROL SAMPLE: 3329754

Parameter	Units	Spike Conc.	LCS Result	LCS % Rec	% Rec Limits	Qualifiers
1,1,1,2-Tetrachloroethane	ug/kg	1250	1140	92	70-130	
1,1,1-Trichloroethane	ug/kg	1250	984	79	70-130	v3
1,1,2,2-Tetrachloroethane	ug/kg	1250	1030	83	70-130	
1,1,2-Trichloroethane	ug/kg	1250	1040	83	70-130	
1,1-Dichloroethane	ug/kg	1250	1090	88	70-130	
1,1-Dichloroethene	ug/kg	1250	1090	87	70-130	
1,1-Dichloropropene	ug/kg	1250	1060	85	70-130	
1,2,3-Trichlorobenzene	ug/kg	1250	1200	96	65-130	
1,2,3-Trichloropropane	ug/kg	1250	1060	85	70-130	
1,2,4-Trichlorobenzene	ug/kg	1250	1200	96	68-130	

Results presented on this page are in the units indicated by the "Units" column except where an alternate unit is presented to the right of the result.

REPORT OF LABORATORY ANALYSIS

This report shall not be reproduced, except in full,
without the written consent of Pace Analytical Services, LLC.

Pace Analytical Services, LLC
9800 Kincey Ave. Suite 100
Huntersville, NC 28078
(704)875-9092

QUALITY CONTROL DATA

Project: 2020-L1-2448
Pace Project No.: 92549416

LABORATORY CONTROL SAMPLE: 3329754

Parameter	Units	Spike Conc.	LCS Result	LCS % Rec	% Rec Limits	Qualifiers
1,2,4-Trimethylbenzene	ug/kg	1250	1150	92	70-130	
1,2-Dibromo-3-chloropropane	ug/kg	1250	1170	94	70-130	
1,2-Dibromoethane (EDB)	ug/kg	1250	1120	90	70-130	
1,2-Dichlorobenzene	ug/kg	1250	1190	96	70-130	
1,2-Dichloroethane	ug/kg	1250	963	77	63-130	v3
1,2-Dichloropropane	ug/kg	1250	1110	89	70-130	
1,3,5-Trimethylbenzene	ug/kg	1250	1180	94	70-130	
1,3-Dichlorobenzene	ug/kg	1250	1190	95	70-130	
1,3-Dichloropropane	ug/kg	1250	1120	90	70-130	
1,4-Dichlorobenzene	ug/kg	1250	1180	94	70-130	
2,2-Dichloropropane	ug/kg	1250	883	71	66-130	v3
2-Butanone (MEK)	ug/kg	2500	1970	79	70-130	
2-Chlorotoluene	ug/kg	1250	1220	98	70-130	
2-Hexanone	ug/kg	2500	2100	84	70-130	
4-Chlorotoluene	ug/kg	1250	1150	92	70-130	
4-Methyl-2-pentanone (MIBK)	ug/kg	2500	2080	83	70-130	
Acetone	ug/kg	2500	2120	85	69-130	
Benzene	ug/kg	1250	1120	89	70-130	
Bromobenzene	ug/kg	1250	1270	102	70-130	
Bromochloromethane	ug/kg	1250	1160	93	70-130	
Bromodichloromethane	ug/kg	1250	973	78	69-130	v3
Bromoform	ug/kg	1250	1110	89	70-130	
Bromomethane	ug/kg	1250	1270	102	52-130	IK
Carbon tetrachloride	ug/kg	1250	1100	88	70-130	
Chlorobenzene	ug/kg	1250	1160	93	70-130	
Chloroethane	ug/kg	1250	1150	92	65-130	v3
Chloroform	ug/kg	1250	1150	92	70-130	
Chloromethane	ug/kg	1250	1020	81	55-130	v3
cis-1,2-Dichloroethene	ug/kg	1250	1050	84	70-130	
cis-1,3-Dichloropropene	ug/kg	1250	1080	87	70-130	
Dibromochloromethane	ug/kg	1250	1120	89	70-130	
Dibromomethane	ug/kg	1250	1150	92	70-130	
Dichlorodifluoromethane	ug/kg	1250	1060	85	45-156	v3
Diisopropyl ether	ug/kg	1250	980	78	70-130	
Ethylbenzene	ug/kg	1250	1240	99	70-130	
Hexachloro-1,3-butadiene	ug/kg	1250	1210	97	66-130	
Isopropylbenzene (Cumene)	ug/kg	1250	1160	93	70-130	
m&p-Xylene	ug/kg	2500	2280	91	70-130	
Methyl-tert-butyl ether	ug/kg	1250	1020	82	70-130	
Methylene Chloride	ug/kg	1250	1140	91	65-130	
n-Butylbenzene	ug/kg	1250	1210	97	67-130	
n-Propylbenzene	ug/kg	1250	1240	99	70-130	
Naphthalene	ug/kg	1250	1140	91	70-130	
o-Xylene	ug/kg	1250	1170	93	70-130	
p-Isopropyltoluene	ug/kg	1250	1210	97	67-130	
sec-Butylbenzene	ug/kg	1250	1200	96	69-130	
Styrene	ug/kg	1250	1160	93	70-130	

Results presented on this page are in the units indicated by the "Units" column except where an alternate unit is presented to the right of the result.

REPORT OF LABORATORY ANALYSIS

This report shall not be reproduced, except in full,
without the written consent of Pace Analytical Services, LLC.

Pace Analytical Services, LLC
9800 Kincey Ave. Suite 100
Huntersville, NC 28078
(704)875-9092

QUALITY CONTROL DATA

Project: 2020-L1-2448
Pace Project No.: 92549416

LABORATORY CONTROL SAMPLE: 3329754

Parameter	Units	Spike Conc.	LCS Result	LCS % Rec	% Rec Limits	Qualifiers
tert-Butylbenzene	ug/kg	1250	1140	91	67-130	
Tetrachloroethene	ug/kg	1250	1090	87	70-130	
Toluene	ug/kg	1250	1090	87	70-130	
trans-1,2-Dichloroethene	ug/kg	1250	1100	88	70-130	
trans-1,3-Dichloropropene	ug/kg	1250	1070	85	68-130	
Trichloroethene	ug/kg	1250	1150	92	70-130	
Trichlorofluoromethane	ug/kg	1250	1020	82	70-130	
Vinyl acetate	ug/kg	2500	2190	87	70-130	
Vinyl chloride	ug/kg	1250	1090	88	61-130	
Xylene (Total)	ug/kg	3750	3450	92	70-130	
1,2-Dichloroethane-d4 (S)	%			86	70-130	
4-Bromofluorobenzene (S)	%			92	69-134	
Toluene-d8 (S)	%			98	70-130	

MATRIX SPIKE SAMPLE: 3329756

Parameter	Units	92549305005 Result	Spike Conc.	MS Result	MS % Rec	% Rec Limits	Qualifiers
1,1,1,2-Tetrachloroethane	ug/kg	ND	601	689	115	70-131	
1,1,1-Trichloroethane	ug/kg	ND	601	613	102	65-133	v3
1,1,2,2-Tetrachloroethane	ug/kg	ND	601	620	103	66-130	
1,1,2-Trichloroethane	ug/kg	ND	601	606	101	66-133	
1,1-Dichloroethane	ug/kg	ND	601	678	113	65-130	
1,1-Dichloroethene	ug/kg	ND	601	679	113	10-158	
1,1-Dichloropropene	ug/kg	ND	601	695	116	68-133	
1,2,3-Trichlorobenzene	ug/kg	ND	601	750	125	27-138	
1,2,3-Trichloropropane	ug/kg	ND	601	622	104	67-130	
1,2,4-Trichlorobenzene	ug/kg	ND	601	777	129	51-134	
1,2,4-Trimethylbenzene	ug/kg	ND	601	742	124	63-136	
1,2-Dibromo-3-chloropropane	ug/kg	ND	601	585	97	32-130	
1,2-Dibromoethane (EDB)	ug/kg	ND	601	682	114	70-130	
1,2-Dichlorobenzene	ug/kg	ND	601	750	125	69-130	
1,2-Dichloroethane	ug/kg	ND	601	584	97	59-130	v3
1,2-Dichloropropane	ug/kg	ND	601	677	113	70-130	
1,3,5-Trimethylbenzene	ug/kg	ND	601	749	125	65-137	
1,3-Dichlorobenzene	ug/kg	ND	601	756	126	70-130	
1,3-Dichloropropane	ug/kg	ND	601	694	116	70-130	
1,4-Dichlorobenzene	ug/kg	ND	601	750	125	68-130	
2,2-Dichloropropane	ug/kg	ND	601	510	85	32-130	v3
2-Butanone (MEK)	ug/kg	ND	1210	1040	86	10-136	
2-Chlorotoluene	ug/kg	ND	601	757	126	69-141	
2-Hexanone	ug/kg	ND	1210	1130	94	10-144	
4-Chlorotoluene	ug/kg	ND	601	719	120	70-132	
4-Methyl-2-pentanone (MIBK)	ug/kg	ND	1210	1110	93	25-143	
Acetone	ug/kg	ND	1210	856	71	10-130	
Benzene	ug/kg	ND	601	698	116	67-130	

Results presented on this page are in the units indicated by the "Units" column except where an alternate unit is presented to the right of the result.

REPORT OF LABORATORY ANALYSIS

This report shall not be reproduced, except in full,
without the written consent of Pace Analytical Services, LLC.

Pace Analytical Services, LLC
9800 Kincey Ave. Suite 100
Huntersville, NC 28078
(704)875-9092

QUALITY CONTROL DATA

Project: 2020-L1-2448
Pace Project No.: 92549416

MATRIX SPIKE SAMPLE: 3329756

Parameter	Units	92549305005 Result	Spike Conc.	MS Result	MS % Rec	% Rec Limits	Qualifiers
Bromobenzene	ug/kg	ND	601	749	125	70-130	
Bromochloromethane	ug/kg	ND	601	668	111	69-134	
Bromodichloromethane	ug/kg	ND	601	554	92	64-130	v3
Bromoform	ug/kg	ND	601	583	97	62-130	
Bromomethane	ug/kg	ND	601	453	75	20-176	IK
Carbon tetrachloride	ug/kg	ND	601	661	110	65-140	
Chlorobenzene	ug/kg	ND	601	736	123	70-130	
Chloroethane	ug/kg	ND	601	233	39	10-130	v3
Chloroform	ug/kg	ND	601	689	115	63-130	
Chloromethane	ug/kg	ND	601	746	124	58-130	v3
cis-1,2-Dichloroethene	ug/kg	ND	601	659	110	66-130	
cis-1,3-Dichloropropene	ug/kg	ND	601	623	104	67-130	
Dibromochloromethane	ug/kg	ND	601	621	104	67-130	
Dibromomethane	ug/kg	ND	601	668	111	63-131	
Dichlorodifluoromethane	ug/kg	ND	601	717	119	44-180	v3
Diisopropyl ether	ug/kg	ND	601	621	104	63-130	
Ethylbenzene	ug/kg	ND	601	810	135	66-130	M1
Hexachloro-1,3-butadiene	ug/kg	ND	601	879	147	64-150	
Isopropylbenzene (Cumene)	ug/kg	ND	601	778	130	69-135	
m&p-Xylene	ug/kg	ND	1210	1510	126	60-133	
Methyl-tert-butyl ether	ug/kg	ND	601	609	102	65-130	
Methylene Chloride	ug/kg	ND	601	696	116	61-130	
n-Butylbenzene	ug/kg	ND	601	790	132	65-140	
n-Propylbenzene	ug/kg	ND	601	798	133	67-140	
Naphthalene	ug/kg	ND	601	652	109	15-145	
o-Xylene	ug/kg	ND	601	748	125	66-133	
p-Isopropyltoluene	ug/kg	ND	601	790	132	56-147	
sec-Butylbenzene	ug/kg	ND	601	797	133	65-139	
Styrene	ug/kg	ND	601	707	118	70-132	
tert-Butylbenzene	ug/kg	ND	601	762	127	62-135	
Tetrachloroethene	ug/kg	ND	601	724	121	70-135	
Toluene	ug/kg	ND	601	679	113	67-130	
trans-1,2-Dichloroethene	ug/kg	ND	601	694	116	69-130	
trans-1,3-Dichloropropene	ug/kg	ND	601	593	99	62-130	
Trichloroethene	ug/kg	ND	601	728	121	70-135	
Trichlorofluoromethane	ug/kg	ND	601	203	34	10-130	
Vinyl acetate	ug/kg	ND	1210	1250	105	53-130	
Vinyl chloride	ug/kg	ND	601	724	121	61-148	
Xylene (Total)	ug/kg	ND	1800	2250	125	63-132	
1,2-Dichloroethane-d4 (S)	%				110	70-130	
4-Bromofluorobenzene (S)	%				97	69-134	
Toluene-d8 (S)	%				98	70-130	

Results presented on this page are in the units indicated by the "Units" column except where an alternate unit is presented to the right of the result.

REPORT OF LABORATORY ANALYSIS

This report shall not be reproduced, except in full,
without the written consent of Pace Analytical Services, LLC.

Pace Analytical Services, LLC
9800 Kincey Ave. Suite 100
Huntersville, NC 28078
(704)875-9092

QUALITY CONTROL DATA

Project: 2020-L1-2448
Pace Project No.: 92549416

SAMPLE DUPLICATE: 3329755

Parameter	Units	92549305004 Result	Dup Result	RPD	Max RPD	Qualifiers
1,1,1,2-Tetrachloroethane	ug/kg	ND	ND		30	
1,1,1-Trichloroethane	ug/kg	ND	ND		30	v2
1,1,2,2-Tetrachloroethane	ug/kg	ND	ND		30	
1,1,2-Trichloroethane	ug/kg	ND	ND		30	
1,1-Dichloroethane	ug/kg	ND	ND		30	
1,1-Dichloroethene	ug/kg	ND	ND		30	
1,1-Dichloropropene	ug/kg	ND	ND		30	
1,2,3-Trichlorobenzene	ug/kg	ND	ND		30	
1,2,3-Trichloropropane	ug/kg	ND	ND		30	
1,2,4-Trichlorobenzene	ug/kg	ND	ND		30	
1,2,4-Trimethylbenzene	ug/kg	ND	ND		30	
1,2-Dibromo-3-chloropropane	ug/kg	ND	ND		30	
1,2-Dibromoethane (EDB)	ug/kg	ND	ND		30	
1,2-Dichlorobenzene	ug/kg	ND	ND		30	
1,2-Dichloroethane	ug/kg	ND	ND		30	v2
1,2-Dichloropropane	ug/kg	ND	ND		30	
1,3,5-Trimethylbenzene	ug/kg	ND	ND		30	
1,3-Dichlorobenzene	ug/kg	ND	ND		30	
1,3-Dichloropropane	ug/kg	ND	ND		30	
1,4-Dichlorobenzene	ug/kg	ND	ND		30	
2,2-Dichloropropane	ug/kg	ND	ND		30	v2
2-Butanone (MEK)	ug/kg	ND	ND		30	
2-Chlorotoluene	ug/kg	ND	ND		30	
2-Hexanone	ug/kg	ND	ND		30	
4-Chlorotoluene	ug/kg	ND	ND		30	
4-Methyl-2-pentanone (MIBK)	ug/kg	ND	ND		30	
Acetone	ug/kg	ND	ND		30	
Benzene	ug/kg	ND	ND		30	
Bromobenzene	ug/kg	ND	ND		30	
Bromochloromethane	ug/kg	ND	ND		30	
Bromodichloromethane	ug/kg	ND	ND		30	v2
Bromoform	ug/kg	ND	ND		30	
Bromomethane	ug/kg	ND	ND		30	IK
Carbon tetrachloride	ug/kg	ND	ND		30	
Chlorobenzene	ug/kg	ND	ND		30	
Chloroethane	ug/kg	ND	ND		30	v2
Chloroform	ug/kg	ND	ND		30	
Chloromethane	ug/kg	ND	ND		30	v2
cis-1,2-Dichloroethene	ug/kg	ND	ND		30	
cis-1,3-Dichloropropene	ug/kg	ND	ND		30	
Dibromochloromethane	ug/kg	ND	ND		30	
Dibromomethane	ug/kg	ND	ND		30	
Dichlorodifluoromethane	ug/kg	ND	ND		30	v2
Diisopropyl ether	ug/kg	ND	ND		30	
Ethylbenzene	ug/kg	ND	ND		30	
Hexachloro-1,3-butadiene	ug/kg	ND	ND		30	
Isopropylbenzene (Cumene)	ug/kg	ND	ND		30	

Results presented on this page are in the units indicated by the "Units" column except where an alternate unit is presented to the right of the result.

REPORT OF LABORATORY ANALYSIS

This report shall not be reproduced, except in full,
without the written consent of Pace Analytical Services, LLC.

Pace Analytical Services, LLC
9800 Kincey Ave. Suite 100
Huntersville, NC 28078
(704)875-9092

QUALITY CONTROL DATA

Project: 2020-L1-2448
Pace Project No.: 92549416

SAMPLE DUPLICATE: 3329755

Parameter	Units	92549305004 Result	Dup Result	RPD	Max RPD	Qualifiers
m&p-Xylene	ug/kg	ND	ND		30	
Methyl-tert-butyl ether	ug/kg	ND	ND		30	
Methylene Chloride	ug/kg	ND	ND		30	
n-Butylbenzene	ug/kg	ND	ND		30	
n-Propylbenzene	ug/kg	ND	ND		30	
Naphthalene	ug/kg	ND	ND		30	
o-Xylene	ug/kg	ND	ND		30	
p-Isopropyltoluene	ug/kg	ND	ND		30	
sec-Butylbenzene	ug/kg	ND	ND		30	
Styrene	ug/kg	ND	ND		30	
tert-Butylbenzene	ug/kg	ND	ND		30	
Tetrachloroethene	ug/kg	ND	ND		30	
Toluene	ug/kg	ND	ND		30	
trans-1,2-Dichloroethene	ug/kg	ND	ND		30	
trans-1,3-Dichloropropene	ug/kg	ND	ND		30	
Trichloroethene	ug/kg	ND	ND		30	
Trichlorofluoromethane	ug/kg	ND	ND		30	
Vinyl acetate	ug/kg	ND	ND		30	
Vinyl chloride	ug/kg	ND	ND		30	
Xylene (Total)	ug/kg	ND	ND		30	
1,2-Dichloroethane-d4 (S)	%	94	93			
4-Bromofluorobenzene (S)	%	96	95			
Toluene-d8 (S)	%	97	98			

Results presented on this page are in the units indicated by the "Units" column except where an alternate unit is presented to the right of the result.

REPORT OF LABORATORY ANALYSIS

This report shall not be reproduced, except in full,
without the written consent of Pace Analytical Services, LLC.

Pace Analytical Services, LLC
9800 Kincey Ave. Suite 100
Huntersville, NC 28078
(704)875-9092

QUALITY CONTROL DATA

Project: 2020-L1-2448
Pace Project No.: 92549416

QC Batch: 634204 Analysis Method: EPA 8260D
QC Batch Method: EPA 5035A/5030B Analysis Description: 8260D 5035A 5030B
Laboratory: Pace Analytical Services - Charlotte
Associated Lab Samples: 92549416005, 92549416007, 92549416010, 92549416011, 92549416013, 92549416014, 92549416016, 92549416017

METHOD BLANK: 3330776 Matrix: Solid
Associated Lab Samples: 92549416005, 92549416007, 92549416010, 92549416011, 92549416013, 92549416014, 92549416016, 92549416017

Parameter	Units	Blank Result	Reporting Limit	MDL	Analyzed	Qualifiers
1,1,1,2-Tetrachloroethane	ug/kg	ND	5.0	1.9	07/19/21 11:34	
1,1,1-Trichloroethane	ug/kg	ND	5.0	2.6	07/19/21 11:34	
1,1,2,2-Tetrachloroethane	ug/kg	ND	5.0	1.3	07/19/21 11:34	
1,1,2-Trichloroethane	ug/kg	ND	5.0	1.7	07/19/21 11:34	
1,1-Dichloroethane	ug/kg	ND	5.0	2.1	07/19/21 11:34	
1,1-Dichloroethene	ug/kg	ND	5.0	2.1	07/19/21 11:34	
1,1-Dichloropropene	ug/kg	ND	5.0	2.4	07/19/21 11:34	
1,2,3-Trichlorobenzene	ug/kg	ND	5.0	4.0	07/19/21 11:34	
1,2,3-Trichloropropane	ug/kg	ND	5.0	2.5	07/19/21 11:34	
1,2,4-Trichlorobenzene	ug/kg	ND	5.0	4.2	07/19/21 11:34	
1,2,4-Trimethylbenzene	ug/kg	ND	5.0	1.4	07/19/21 11:34	
1,2-Dibromo-3-chloropropane	ug/kg	ND	5.0	1.9	07/19/21 11:34	
1,2-Dibromoethane (EDB)	ug/kg	ND	5.0	2.2	07/19/21 11:34	
1,2-Dichlorobenzene	ug/kg	ND	5.0	1.8	07/19/21 11:34	
1,2-Dichloroethane	ug/kg	ND	5.0	3.3	07/19/21 11:34	
1,2-Dichloropropane	ug/kg	ND	5.0	1.5	07/19/21 11:34	
1,3,5-Trimethylbenzene	ug/kg	ND	5.0	1.7	07/19/21 11:34	
1,3-Dichlorobenzene	ug/kg	ND	5.0	1.6	07/19/21 11:34	
1,3-Dichloropropane	ug/kg	ND	5.0	1.6	07/19/21 11:34	
1,4-Dichlorobenzene	ug/kg	ND	5.0	1.3	07/19/21 11:34	
2,2-Dichloropropane	ug/kg	ND	5.0	1.6	07/19/21 11:34	
2-Butanone (MEK)	ug/kg	ND	100	24.0	07/19/21 11:34	
2-Chlorotoluene	ug/kg	ND	5.0	1.8	07/19/21 11:34	
2-Hexanone	ug/kg	ND	50.0	4.8	07/19/21 11:34	
4-Chlorotoluene	ug/kg	ND	5.0	0.88	07/19/21 11:34	
4-Methyl-2-pentanone (MIBK)	ug/kg	ND	50.0	4.8	07/19/21 11:34	
Acetone	ug/kg	ND	100	32.1	07/19/21 11:34	
Benzene	ug/kg	ND	5.0	2.0	07/19/21 11:34	
Bromobenzene	ug/kg	ND	5.0	1.6	07/19/21 11:34	
Bromochloromethane	ug/kg	ND	5.0	1.5	07/19/21 11:34	
Bromodichloromethane	ug/kg	ND	5.0	1.9	07/19/21 11:34	
Bromoform	ug/kg	ND	5.0	1.8	07/19/21 11:34	
Bromomethane	ug/kg	ND	10.0	7.9	07/19/21 11:34	IK
Carbon tetrachloride	ug/kg	ND	5.0	1.9	07/19/21 11:34	
Chlorobenzene	ug/kg	ND	5.0	0.96	07/19/21 11:34	
Chloroethane	ug/kg	ND	10.0	3.9	07/19/21 11:34	
Chloroform	ug/kg	ND	5.0	3.0	07/19/21 11:34	
Chloromethane	ug/kg	ND	10.0	4.2	07/19/21 11:34	
cis-1,2-Dichloroethene	ug/kg	ND	5.0	1.7	07/19/21 11:34	

Results presented on this page are in the units indicated by the "Units" column except where an alternate unit is presented to the right of the result.

REPORT OF LABORATORY ANALYSIS

This report shall not be reproduced, except in full,
without the written consent of Pace Analytical Services, LLC.

Pace Analytical Services, LLC
9800 Kincey Ave. Suite 100
Huntersville, NC 28078
(704)875-9092

QUALITY CONTROL DATA

Project: 2020-L1-2448
Pace Project No.: 92549416

METHOD BLANK: 3330776 Matrix: Solid
Associated Lab Samples: 92549416005, 92549416007, 92549416010, 92549416011, 92549416013, 92549416014, 92549416016, 92549416017

Parameter	Units	Blank Result	Reporting Limit	MDL	Analyzed	Qualifiers
cis-1,3-Dichloropropene	ug/kg	ND	5.0	1.4	07/19/21 11:34	
Dibromochloromethane	ug/kg	ND	5.0	2.8	07/19/21 11:34	
Dibromomethane	ug/kg	ND	5.0	1.1	07/19/21 11:34	
Dichlorodifluoromethane	ug/kg	ND	10.0	2.2	07/19/21 11:34	
Diisopropyl ether	ug/kg	ND	5.0	1.4	07/19/21 11:34	
Ethylbenzene	ug/kg	ND	5.0	2.3	07/19/21 11:34	
Hexachloro-1,3-butadiene	ug/kg	ND	10.0	8.2	07/19/21 11:34	
Isopropylbenzene (Cumene)	ug/kg	ND	5.0	1.7	07/19/21 11:34	
m&p-Xylene	ug/kg	ND	10.0	3.4	07/19/21 11:34	
Methyl-tert-butyl ether	ug/kg	ND	5.0	1.9	07/19/21 11:34	
Methylene Chloride	ug/kg	ND	20.0	13.7	07/19/21 11:34	
n-Butylbenzene	ug/kg	ND	5.0	2.4	07/19/21 11:34	
n-Propylbenzene	ug/kg	ND	5.0	1.8	07/19/21 11:34	
Naphthalene	ug/kg	ND	5.0	2.6	07/19/21 11:34	
o-Xylene	ug/kg	ND	5.0	2.2	07/19/21 11:34	
p-Isopropyltoluene	ug/kg	ND	5.0	2.5	07/19/21 11:34	
sec-Butylbenzene	ug/kg	ND	5.0	2.2	07/19/21 11:34	
Styrene	ug/kg	ND	5.0	1.3	07/19/21 11:34	
tert-Butylbenzene	ug/kg	ND	5.0	1.8	07/19/21 11:34	
Tetrachloroethene	ug/kg	ND	5.0	1.6	07/19/21 11:34	
Toluene	ug/kg	ND	5.0	1.4	07/19/21 11:34	
trans-1,2-Dichloroethene	ug/kg	ND	5.0	1.8	07/19/21 11:34	
trans-1,3-Dichloropropene	ug/kg	ND	5.0	1.7	07/19/21 11:34	
Trichloroethene	ug/kg	ND	5.0	1.3	07/19/21 11:34	
Trichlorofluoromethane	ug/kg	ND	5.0	2.8	07/19/21 11:34	
Vinyl acetate	ug/kg	ND	50.0	3.6	07/19/21 11:34	
Vinyl chloride	ug/kg	ND	10.0	2.5	07/19/21 11:34	
Xylene (Total)	ug/kg	ND	10.0	2.8	07/19/21 11:34	
1,2-Dichloroethane-d4 (S)	%	104	70-130		07/19/21 11:34	
4-Bromofluorobenzene (S)	%	94	69-134		07/19/21 11:34	
Toluene-d8 (S)	%	99	70-130		07/19/21 11:34	

LABORATORY CONTROL SAMPLE: 3330777

Parameter	Units	Spike Conc.	LCS Result	LCS % Rec	% Rec Limits	Qualifiers
1,1,1,2-Tetrachloroethane	ug/kg	1250	1210	97	70-130	
1,1,1-Trichloroethane	ug/kg	1250	994	80	70-130	
1,1,2,2-Tetrachloroethane	ug/kg	1250	1110	89	70-130	
1,1,2-Trichloroethane	ug/kg	1250	1070	86	70-130	
1,1-Dichloroethane	ug/kg	1250	1130	90	70-130	
1,1-Dichloroethene	ug/kg	1250	1120	89	70-130	
1,1-Dichloropropene	ug/kg	1250	1100	88	70-130	
1,2,3-Trichlorobenzene	ug/kg	1250	1280	102	65-130	

Results presented on this page are in the units indicated by the "Units" column except where an alternate unit is presented to the right of the result.

REPORT OF LABORATORY ANALYSIS

This report shall not be reproduced, except in full,
without the written consent of Pace Analytical Services, LLC.

Pace Analytical Services, LLC
9800 Kincey Ave. Suite 100
Huntersville, NC 28078
(704)875-9092

QUALITY CONTROL DATA

Project: 2020-L1-2448
Pace Project No.: 92549416

LABORATORY CONTROL SAMPLE: 3330777

Parameter	Units	Spike Conc.	LCS Result	LCS % Rec	% Rec Limits	Qualifiers
1,2,3-Trichloropropane	ug/kg	1250	1170	94	70-130	
1,2,4-Trichlorobenzene	ug/kg	1250	1290	103	68-130	
1,2,4-Trimethylbenzene	ug/kg	1250	1220	98	70-130	
1,2-Dibromo-3-chloropropane	ug/kg	1250	1220	98	70-130	
1,2-Dibromoethane (EDB)	ug/kg	1250	1220	97	70-130	
1,2-Dichlorobenzene	ug/kg	1250	1230	99	70-130	
1,2-Dichloroethane	ug/kg	1250	997	80	63-130	
1,2-Dichloropropane	ug/kg	1250	1150	92	70-130	
1,3,5-Trimethylbenzene	ug/kg	1250	1250	100	70-130	
1,3-Dichlorobenzene	ug/kg	1250	1240	99	70-130	
1,3-Dichloropropane	ug/kg	1250	1200	96	70-130	
1,4-Dichlorobenzene	ug/kg	1250	1250	100	70-130	
2,2-Dichloropropane	ug/kg	1250	1020	82	66-130	
2-Butanone (MEK)	ug/kg	2500	2180	87	70-130	
2-Chlorotoluene	ug/kg	1250	1280	102	70-130	
2-Hexanone	ug/kg	2500	2310	93	70-130	
4-Chlorotoluene	ug/kg	1250	1200	96	70-130	
4-Methyl-2-pentanone (MIBK)	ug/kg	2500	2170	87	70-130	
Acetone	ug/kg	2500	2310	92	69-130	
Benzene	ug/kg	1250	1160	93	70-130	
Bromobenzene	ug/kg	1250	1320	105	70-130	
Bromochloromethane	ug/kg	1250	1190	95	70-130	
Bromodichloromethane	ug/kg	1250	1020	82	69-130	
Bromoform	ug/kg	1250	1200	96	70-130	
Bromomethane	ug/kg	1250	1180	95	52-130	IK
Carbon tetrachloride	ug/kg	1250	1150	92	70-130	
Chlorobenzene	ug/kg	1250	1230	99	70-130	
Chloroethane	ug/kg	1250	1210	97	65-130	
Chloroform	ug/kg	1250	1180	94	70-130	
Chloromethane	ug/kg	1250	1050	84	55-130	
cis-1,2-Dichloroethene	ug/kg	1250	1090	87	70-130	
cis-1,3-Dichloropropene	ug/kg	1250	1150	92	70-130	
Dibromochloromethane	ug/kg	1250	1210	96	70-130	
Dibromomethane	ug/kg	1250	1200	96	70-130	
Dichlorodifluoromethane	ug/kg	1250	1060	85	45-156	
Diisopropyl ether	ug/kg	1250	1020	81	70-130	
Ethylbenzene	ug/kg	1250	1310	105	70-130	
Hexachloro-1,3-butadiene	ug/kg	1250	1320	106	66-130	
Isopropylbenzene (Cumene)	ug/kg	1250	1240	99	70-130	
m&p-Xylene	ug/kg	2500	2440	98	70-130	
Methyl-tert-butyl ether	ug/kg	1250	1060	85	70-130	
Methylene Chloride	ug/kg	1250	1120	90	65-130	
n-Butylbenzene	ug/kg	1250	1290	103	67-130	
n-Propylbenzene	ug/kg	1250	1300	104	70-130	
Naphthalene	ug/kg	1250	1200	96	70-130	
o-Xylene	ug/kg	1250	1240	99	70-130	
p-Isopropyltoluene	ug/kg	1250	1270	102	67-130	

Results presented on this page are in the units indicated by the "Units" column except where an alternate unit is presented to the right of the result.

REPORT OF LABORATORY ANALYSIS

This report shall not be reproduced, except in full,
without the written consent of Pace Analytical Services, LLC.

Pace Analytical Services, LLC
9800 Kincey Ave. Suite 100
Huntersville, NC 28078
(704)875-9092

QUALITY CONTROL DATA

Project: 2020-L1-2448
Pace Project No.: 92549416

LABORATORY CONTROL SAMPLE: 3330777

Parameter	Units	Spike Conc.	LCS Result	LCS % Rec	% Rec Limits	Qualifiers
sec-Butylbenzene	ug/kg	1250	1260	101	69-130	
Styrene	ug/kg	1250	1230	99	70-130	
tert-Butylbenzene	ug/kg	1250	1230	98	67-130	
Tetrachloroethene	ug/kg	1250	1180	94	70-130	
Toluene	ug/kg	1250	1110	89	70-130	
trans-1,2-Dichloroethene	ug/kg	1250	1130	90	70-130	
trans-1,3-Dichloropropene	ug/kg	1250	1130	90	68-130	
Trichloroethene	ug/kg	1250	1190	95	70-130	
Trichlorofluoromethane	ug/kg	1250	1050	84	70-130	
Vinyl acetate	ug/kg	2500	2310	93	70-130	
Vinyl chloride	ug/kg	1250	1120	90	61-130	
Xylene (Total)	ug/kg	3750	3680	98	70-130	
1,2-Dichloroethane-d4 (S)	%			86	70-130	
4-Bromofluorobenzene (S)	%			95	69-134	
Toluene-d8 (S)	%			98	70-130	

MATRIX SPIKE SAMPLE: 3330779

Parameter	Units	92550119002 Result	Spike Conc.	MS Result	MS % Rec	% Rec Limits	Qualifiers
1,1,1,2-Tetrachloroethane	ug/kg	ND	627	610	97	70-131	
1,1,1-Trichloroethane	ug/kg	ND	627	534	85	65-133	
1,1,2,2-Tetrachloroethane	ug/kg	ND	627	526	84	66-130	
1,1,2-Trichloroethane	ug/kg	ND	627	531	85	66-133	
1,1-Dichloroethane	ug/kg	ND	627	584	93	65-130	
1,1-Dichloroethene	ug/kg	ND	627	568	91	10-158	
1,1-Dichloropropene	ug/kg	ND	627	589	94	68-133	
1,2,3-Trichlorobenzene	ug/kg	ND	627	659	105	27-138	
1,2,3-Trichloropropane	ug/kg	ND	627	527	84	67-130	
1,2,4-Trichlorobenzene	ug/kg	ND	627	662	106	51-134	
1,2,4-Trimethylbenzene	ug/kg	ND	627	685	109	63-136	
1,2-Dibromo-3-chloropropane	ug/kg	ND	627	545	87	32-130	
1,2-Dibromoethane (EDB)	ug/kg	ND	627	596	95	70-130	
1,2-Dichlorobenzene	ug/kg	ND	627	633	101	69-130	
1,2-Dichloroethane	ug/kg	ND	627	501	80	59-130	
1,2-Dichloropropane	ug/kg	ND	627	592	95	70-130	
1,3,5-Trimethylbenzene	ug/kg	ND	627	665	106	65-137	
1,3-Dichlorobenzene	ug/kg	ND	627	627	100	70-130	
1,3-Dichloropropane	ug/kg	ND	627	607	97	70-130	
1,4-Dichlorobenzene	ug/kg	ND	627	661	105	68-130	
2,2-Dichloropropane	ug/kg	ND	627	474	76	32-130	
2-Butanone (MEK)	ug/kg	ND	1250	870	69	10-136	
2-Chlorotoluene	ug/kg	ND	627	650	104	69-141	
2-Hexanone	ug/kg	ND	1250	958	76	10-144	
4-Chlorotoluene	ug/kg	ND	627	625	100	70-132	
4-Methyl-2-pentanone (MIBK)	ug/kg	ND	1250	949	76	25-143	

Results presented on this page are in the units indicated by the "Units" column except where an alternate unit is presented to the right of the result.

REPORT OF LABORATORY ANALYSIS

This report shall not be reproduced, except in full,
without the written consent of Pace Analytical Services, LLC.

Pace Analytical Services, LLC
9800 Kincey Ave. Suite 100
Huntersville, NC 28078
(704)875-9092

QUALITY CONTROL DATA

Project: 2020-L1-2448
Pace Project No.: 92549416

MATRIX SPIKE SAMPLE: 3330779

Parameter	Units	92550119002 Result	Spike Conc.	MS Result	MS % Rec	% Rec Limits	Qualifiers
Acetone	ug/kg	ND	1250	783	62	10-130	
Benzene	ug/kg	ND	627	601	96	67-130	
Bromobenzene	ug/kg	ND	627	661	105	70-130	
Bromochloromethane	ug/kg	ND	627	577	92	69-134	
Bromodichloromethane	ug/kg	ND	627	498	79	64-130	
Bromoform	ug/kg	ND	627	539	86	62-130	
Bromomethane	ug/kg	ND	627	392	63	20-176	IK
Carbon tetrachloride	ug/kg	ND	627	577	92	65-140	
Chlorobenzene	ug/kg	ND	627	646	103	70-130	
Chloroethane	ug/kg	ND	627	214	34	10-130	
Chloroform	ug/kg	ND	627	605	96	63-130	
Chloromethane	ug/kg	ND	627	630	101	58-130	
cis-1,2-Dichloroethene	ug/kg	ND	627	570	91	66-130	
cis-1,3-Dichloropropene	ug/kg	ND	627	578	92	67-130	
Dibromochloromethane	ug/kg	ND	627	574	92	67-130	
Dibromomethane	ug/kg	ND	627	592	94	63-131	
Dichlorodifluoromethane	ug/kg	ND	627	570	91	44-180	
Diisopropyl ether	ug/kg	ND	627	516	82	63-130	
Ethylbenzene	ug/kg	ND	627	709	113	66-130	
Hexachloro-1,3-butadiene	ug/kg	ND	627	710	113	64-150	
Isopropylbenzene (Cumene)	ug/kg	ND	627	669	107	69-135	
m&p-Xylene	ug/kg	ND	1250	1350	108	60-133	
Methyl-tert-butyl ether	ug/kg	ND	627	524	84	65-130	
Methylene Chloride	ug/kg	ND	627	583	93	61-130	
n-Butylbenzene	ug/kg	ND	627	670	107	65-140	
n-Propylbenzene	ug/kg	ND	627	676	108	67-140	
Naphthalene	ug/kg	ND	627	625	100	15-145	
o-Xylene	ug/kg	ND	627	685	109	66-133	
p-Isopropyltoluene	ug/kg	ND	627	673	107	56-147	
sec-Butylbenzene	ug/kg	ND	627	662	106	65-139	
Styrene	ug/kg	ND	627	628	100	70-132	
tert-Butylbenzene	ug/kg	ND	627	658	105	62-135	
Tetrachloroethene	ug/kg	ND	627	614	98	70-135	
Toluene	ug/kg	ND	627	610	97	67-130	
trans-1,2-Dichloroethene	ug/kg	ND	627	592	94	69-130	
trans-1,3-Dichloropropene	ug/kg	ND	627	538	86	62-130	
Trichloroethene	ug/kg	ND	627	631	101	70-135	
Trichlorofluoromethane	ug/kg	ND	627	178	28	10-130	
Vinyl acetate	ug/kg	ND	1250	1060	85	53-130	
Vinyl chloride	ug/kg	ND	627	609	97	61-148	
Xylene (Total)	ug/kg	ND	1890	2040	108	63-132	
1,2-Dichloroethane-d4 (S)	%				106	70-130	
4-Bromofluorobenzene (S)	%				97	69-134	
Toluene-d8 (S)	%				99	70-130	

Results presented on this page are in the units indicated by the "Units" column except where an alternate unit is presented to the right of the result.

REPORT OF LABORATORY ANALYSIS

This report shall not be reproduced, except in full,
without the written consent of Pace Analytical Services, LLC.

Pace Analytical Services, LLC
9800 Kincey Ave. Suite 100
Huntersville, NC 28078
(704)875-9092

QUALITY CONTROL DATA

Project: 2020-L1-2448
Pace Project No.: 92549416

SAMPLE DUPLICATE: 3330778

Parameter	Units	92550119001 Result	Dup Result	RPD	Max RPD	Qualifiers
1,1,1,2-Tetrachloroethane	ug/kg	ND	ND		30	
1,1,1-Trichloroethane	ug/kg	ND	ND		30	
1,1,2,2-Tetrachloroethane	ug/kg	ND	ND		30	
1,1,2-Trichloroethane	ug/kg	ND	ND		30	
1,1-Dichloroethane	ug/kg	ND	ND		30	
1,1-Dichloroethene	ug/kg	ND	ND		30	
1,1-Dichloropropene	ug/kg	ND	ND		30	
1,2,3-Trichlorobenzene	ug/kg	ND	ND		30	
1,2,3-Trichloropropane	ug/kg	ND	ND		30	
1,2,4-Trichlorobenzene	ug/kg	ND	ND		30	
1,2,4-Trimethylbenzene	ug/kg	ND	ND		30	
1,2-Dibromo-3-chloropropane	ug/kg	ND	ND		30	
1,2-Dibromoethane (EDB)	ug/kg	ND	ND		30	
1,2-Dichlorobenzene	ug/kg	ND	ND		30	
1,2-Dichloroethane	ug/kg	ND	ND		30	
1,2-Dichloropropane	ug/kg	ND	ND		30	
1,3,5-Trimethylbenzene	ug/kg	ND	ND		30	
1,3-Dichlorobenzene	ug/kg	ND	ND		30	
1,3-Dichloropropane	ug/kg	ND	ND		30	
1,4-Dichlorobenzene	ug/kg	ND	ND		30	
2,2-Dichloropropane	ug/kg	ND	ND		30	
2-Butanone (MEK)	ug/kg	ND	ND		30	
2-Chlorotoluene	ug/kg	ND	ND		30	
2-Hexanone	ug/kg	ND	ND		30	
4-Chlorotoluene	ug/kg	ND	ND		30	
4-Methyl-2-pentanone (MIBK)	ug/kg	ND	ND		30	
Acetone	ug/kg	ND	ND		30	
Benzene	ug/kg	ND	ND		30	
Bromobenzene	ug/kg	ND	ND		30	
Bromochloromethane	ug/kg	ND	ND		30	
Bromodichloromethane	ug/kg	ND	ND		30	
Bromoform	ug/kg	ND	ND		30	
Bromomethane	ug/kg	ND	ND		30	IK
Carbon tetrachloride	ug/kg	ND	ND		30	
Chlorobenzene	ug/kg	ND	ND		30	
Chloroethane	ug/kg	ND	ND		30	
Chloroform	ug/kg	ND	ND		30	
Chloromethane	ug/kg	ND	ND		30	
cis-1,2-Dichloroethene	ug/kg	ND	ND		30	
cis-1,3-Dichloropropene	ug/kg	ND	ND		30	
Dibromochloromethane	ug/kg	ND	ND		30	
Dibromomethane	ug/kg	ND	ND		30	
Dichlorodifluoromethane	ug/kg	ND	ND		30	
Diisopropyl ether	ug/kg	ND	ND		30	
Ethylbenzene	ug/kg	ND	ND		30	
Hexachloro-1,3-butadiene	ug/kg	ND	ND		30	
Isopropylbenzene (Cumene)	ug/kg	ND	ND		30	

Results presented on this page are in the units indicated by the "Units" column except where an alternate unit is presented to the right of the result.

REPORT OF LABORATORY ANALYSIS

This report shall not be reproduced, except in full,
without the written consent of Pace Analytical Services, LLC.

Pace Analytical Services, LLC
9800 Kincey Ave. Suite 100
Huntersville, NC 28078
(704)875-9092

QUALITY CONTROL DATA

Project: 2020-L1-2448
Pace Project No.: 92549416

SAMPLE DUPLICATE: 3330778

Parameter	Units	92550119001 Result	Dup Result	RPD	Max RPD	Qualifiers
m&p-Xylene	ug/kg	ND	ND		30	
Methyl-tert-butyl ether	ug/kg	ND	ND		30	
Methylene Chloride	ug/kg	ND	ND		30	
n-Butylbenzene	ug/kg	ND	ND		30	
n-Propylbenzene	ug/kg	ND	ND		30	
Naphthalene	ug/kg	ND	ND		30	
o-Xylene	ug/kg	ND	ND		30	
p-Isopropyltoluene	ug/kg	ND	ND		30	
sec-Butylbenzene	ug/kg	ND	ND		30	
Styrene	ug/kg	ND	ND		30	
tert-Butylbenzene	ug/kg	ND	ND		30	
Tetrachloroethene	ug/kg	ND	ND		30	
Toluene	ug/kg	ND	ND		30	
trans-1,2-Dichloroethene	ug/kg	ND	ND		30	
trans-1,3-Dichloropropene	ug/kg	ND	ND		30	
Trichloroethene	ug/kg	ND	ND		30	
Trichlorofluoromethane	ug/kg	ND	ND		30	
Vinyl acetate	ug/kg	ND	ND		30	
Vinyl chloride	ug/kg	ND	ND		30	
Xylene (Total)	ug/kg	ND	ND		30	
1,2-Dichloroethane-d4 (S)	%	101	101			
4-Bromofluorobenzene (S)	%	97	95			
Toluene-d8 (S)	%	100	100			

Results presented on this page are in the units indicated by the "Units" column except where an alternate unit is presented to the right of the result.

REPORT OF LABORATORY ANALYSIS

This report shall not be reproduced, except in full,
without the written consent of Pace Analytical Services, LLC.

Pace Analytical Services, LLC
9800 Kincey Ave. Suite 100
Huntersville, NC 28078
(704)875-9092

QUALITY CONTROL DATA

Project: 2020-L1-2448
Pace Project No.: 92549416

QC Batch: 634512 Analysis Method: EPA 8260D
QC Batch Method: EPA 5035A/5030B Analysis Description: 8260D 5035A 5030B
Laboratory: Pace Analytical Services - Charlotte
Associated Lab Samples: 92549416006, 92549416008, 92549416009, 92549416012, 92549416015, 92549416018

METHOD BLANK: 3332146 Matrix: Solid
Associated Lab Samples: 92549416006, 92549416008, 92549416009, 92549416012, 92549416015, 92549416018

Parameter	Units	Blank Result	Reporting Limit	MDL	Analyzed	Qualifiers
1,1,1,2-Tetrachloroethane	ug/kg	ND	5.0	1.9	07/20/21 12:28	
1,1,1-Trichloroethane	ug/kg	ND	5.0	2.6	07/20/21 12:28	v2
1,1,2,2-Tetrachloroethane	ug/kg	ND	5.0	1.3	07/20/21 12:28	
1,1,2-Trichloroethane	ug/kg	ND	5.0	1.7	07/20/21 12:28	
1,1-Dichloroethane	ug/kg	ND	5.0	2.1	07/20/21 12:28	
1,1-Dichloroethene	ug/kg	ND	5.0	2.1	07/20/21 12:28	
1,1-Dichloropropene	ug/kg	ND	5.0	2.4	07/20/21 12:28	
1,2,3-Trichlorobenzene	ug/kg	ND	5.0	4.0	07/20/21 12:28	
1,2,3-Trichloropropane	ug/kg	ND	5.0	2.5	07/20/21 12:28	
1,2,4-Trichlorobenzene	ug/kg	ND	5.0	4.2	07/20/21 12:28	
1,2,4-Trimethylbenzene	ug/kg	ND	5.0	1.4	07/20/21 12:28	
1,2-Dibromo-3-chloropropane	ug/kg	ND	5.0	1.9	07/20/21 12:28	
1,2-Dibromoethane (EDB)	ug/kg	ND	5.0	2.2	07/20/21 12:28	
1,2-Dichlorobenzene	ug/kg	ND	5.0	1.8	07/20/21 12:28	
1,2-Dichloroethane	ug/kg	ND	5.0	3.3	07/20/21 12:28	v2
1,2-Dichloropropane	ug/kg	ND	5.0	1.5	07/20/21 12:28	
1,3,5-Trimethylbenzene	ug/kg	ND	5.0	1.7	07/20/21 12:28	
1,3-Dichlorobenzene	ug/kg	ND	5.0	1.6	07/20/21 12:28	
1,3-Dichloropropane	ug/kg	ND	5.0	1.6	07/20/21 12:28	
1,4-Dichlorobenzene	ug/kg	ND	5.0	1.3	07/20/21 12:28	
2,2-Dichloropropane	ug/kg	ND	5.0	1.6	07/20/21 12:28	
2-Butanone (MEK)	ug/kg	ND	100	24.0	07/20/21 12:28	
2-Chlorotoluene	ug/kg	ND	5.0	1.8	07/20/21 12:28	
2-Hexanone	ug/kg	ND	50.0	4.8	07/20/21 12:28	
4-Chlorotoluene	ug/kg	ND	5.0	0.88	07/20/21 12:28	
4-Methyl-2-pentanone (MIBK)	ug/kg	ND	50.0	4.8	07/20/21 12:28	
Acetone	ug/kg	ND	100	32.1	07/20/21 12:28	
Benzene	ug/kg	ND	5.0	2.0	07/20/21 12:28	
Bromobenzene	ug/kg	ND	5.0	1.6	07/20/21 12:28	
Bromochloromethane	ug/kg	ND	5.0	1.5	07/20/21 12:28	
Bromodichloromethane	ug/kg	ND	5.0	1.9	07/20/21 12:28	
Bromoform	ug/kg	ND	5.0	1.8	07/20/21 12:28	
Bromomethane	ug/kg	ND	10.0	7.9	07/20/21 12:28	IK
Carbon tetrachloride	ug/kg	ND	5.0	1.9	07/20/21 12:28	
Chlorobenzene	ug/kg	ND	5.0	0.96	07/20/21 12:28	
Chloroethane	ug/kg	ND	10.0	3.9	07/20/21 12:28	
Chloroform	ug/kg	ND	5.0	3.0	07/20/21 12:28	
Chloromethane	ug/kg	ND	10.0	4.2	07/20/21 12:28	
cis-1,2-Dichloroethene	ug/kg	ND	5.0	1.7	07/20/21 12:28	
cis-1,3-Dichloropropene	ug/kg	ND	5.0	1.4	07/20/21 12:28	

Results presented on this page are in the units indicated by the "Units" column except where an alternate unit is presented to the right of the result.

REPORT OF LABORATORY ANALYSIS

This report shall not be reproduced, except in full,
without the written consent of Pace Analytical Services, LLC.

Pace Analytical Services, LLC
9800 Kincey Ave. Suite 100
Huntersville, NC 28078
(704)875-9092

QUALITY CONTROL DATA

Project: 2020-L1-2448
Pace Project No.: 92549416

METHOD BLANK: 3332146 Matrix: Solid
Associated Lab Samples: 92549416006, 92549416008, 92549416009, 92549416012, 92549416015, 92549416018

Parameter	Units	Blank Result	Reporting Limit	MDL	Analyzed	Qualifiers
Dibromochloromethane	ug/kg	ND	5.0	2.8	07/20/21 12:28	
Dibromomethane	ug/kg	ND	5.0	1.1	07/20/21 12:28	
Dichlorodifluoromethane	ug/kg	ND	10.0	2.2	07/20/21 12:28	
Diisopropyl ether	ug/kg	ND	5.0	1.4	07/20/21 12:28	v2
Ethylbenzene	ug/kg	ND	5.0	2.3	07/20/21 12:28	
Hexachloro-1,3-butadiene	ug/kg	ND	10.0	8.2	07/20/21 12:28	
Isopropylbenzene (Cumene)	ug/kg	ND	5.0	1.7	07/20/21 12:28	
m&p-Xylene	ug/kg	ND	10.0	3.4	07/20/21 12:28	
Methyl-tert-butyl ether	ug/kg	ND	5.0	1.9	07/20/21 12:28	
Methylene Chloride	ug/kg	ND	20.0	13.7	07/20/21 12:28	
n-Butylbenzene	ug/kg	ND	5.0	2.4	07/20/21 12:28	
n-Propylbenzene	ug/kg	ND	5.0	1.8	07/20/21 12:28	
Naphthalene	ug/kg	ND	5.0	2.6	07/20/21 12:28	
o-Xylene	ug/kg	ND	5.0	2.2	07/20/21 12:28	
p-Isopropyltoluene	ug/kg	ND	5.0	2.5	07/20/21 12:28	
sec-Butylbenzene	ug/kg	ND	5.0	2.2	07/20/21 12:28	
Styrene	ug/kg	ND	5.0	1.3	07/20/21 12:28	
tert-Butylbenzene	ug/kg	ND	5.0	1.8	07/20/21 12:28	
Tetrachloroethene	ug/kg	ND	5.0	1.6	07/20/21 12:28	
Toluene	ug/kg	ND	5.0	1.4	07/20/21 12:28	
trans-1,2-Dichloroethene	ug/kg	ND	5.0	1.8	07/20/21 12:28	
trans-1,3-Dichloropropene	ug/kg	ND	5.0	1.7	07/20/21 12:28	
Trichloroethene	ug/kg	ND	5.0	1.3	07/20/21 12:28	
Trichlorofluoromethane	ug/kg	ND	5.0	2.8	07/20/21 12:28	
Vinyl acetate	ug/kg	ND	50.0	3.6	07/20/21 12:28	
Vinyl chloride	ug/kg	ND	10.0	2.5	07/20/21 12:28	
Xylene (Total)	ug/kg	ND	10.0	2.8	07/20/21 12:28	
1,2-Dichloroethane-d4 (S)	%	101	70-130		07/20/21 12:28	
4-Bromofluorobenzene (S)	%	96	69-134		07/20/21 12:28	
Toluene-d8 (S)	%	97	70-130		07/20/21 12:28	

LABORATORY CONTROL SAMPLE: 3332147

Parameter	Units	Spike Conc.	LCS Result	LCS % Rec	% Rec Limits	Qualifiers
1,1,1,2-Tetrachloroethane	ug/kg	1250	1170	94	70-130	
1,1,1-Trichloroethane	ug/kg	1250	996	80	70-130	v3
1,1,2,2-Tetrachloroethane	ug/kg	1250	1070	86	70-130	
1,1,2-Trichloroethane	ug/kg	1250	1070	85	70-130	
1,1-Dichloroethane	ug/kg	1250	1110	89	70-130	
1,1-Dichloroethene	ug/kg	1250	1100	88	70-130	
1,1-Dichloropropene	ug/kg	1250	1090	87	70-130	
1,2,3-Trichlorobenzene	ug/kg	1250	1280	102	65-130	
1,2,3-Trichloropropane	ug/kg	1250	1110	89	70-130	
1,2,4-Trichlorobenzene	ug/kg	1250	1280	102	68-130	

Results presented on this page are in the units indicated by the "Units" column except where an alternate unit is presented to the right of the result.

REPORT OF LABORATORY ANALYSIS

This report shall not be reproduced, except in full,
without the written consent of Pace Analytical Services, LLC.

Pace Analytical Services, LLC
9800 Kincey Ave. Suite 100
Huntersville, NC 28078
(704)875-9092

QUALITY CONTROL DATA

Project: 2020-L1-2448
Pace Project No.: 92549416

LABORATORY CONTROL SAMPLE: 3332147

Parameter	Units	Spike Conc.	LCS Result	LCS % Rec	% Rec Limits	Qualifiers
1,2,4-Trimethylbenzene	ug/kg	1250	1180	94	70-130	
1,2-Dibromo-3-chloropropane	ug/kg	1250	1130	90	70-130	
1,2-Dibromoethane (EDB)	ug/kg	1250	1170	94	70-130	
1,2-Dichlorobenzene	ug/kg	1250	1230	98	70-130	
1,2-Dichloroethane	ug/kg	1250	997	80	63-130	v3
1,2-Dichloropropane	ug/kg	1250	1130	91	70-130	
1,3,5-Trimethylbenzene	ug/kg	1250	1210	97	70-130	
1,3-Dichlorobenzene	ug/kg	1250	1210	96	70-130	
1,3-Dichloropropane	ug/kg	1250	1160	93	70-130	
1,4-Dichlorobenzene	ug/kg	1250	1220	97	70-130	
2,2-Dichloropropane	ug/kg	1250	1010	81	66-130	
2-Butanone (MEK)	ug/kg	2500	2030	81	70-130	
2-Chlorotoluene	ug/kg	1250	1240	99	70-130	
2-Hexanone	ug/kg	2500	2110	84	70-130	
4-Chlorotoluene	ug/kg	1250	1160	93	70-130	
4-Methyl-2-pentanone (MIBK)	ug/kg	2500	2080	83	70-130	
Acetone	ug/kg	2500	2240	90	69-130	
Benzene	ug/kg	1250	1130	90	70-130	
Bromobenzene	ug/kg	1250	1270	102	70-130	
Bromochloromethane	ug/kg	1250	1190	95	70-130	
Bromodichloromethane	ug/kg	1250	1000	80	69-130	
Bromoform	ug/kg	1250	1150	92	70-130	
Bromomethane	ug/kg	1250	1210	97	52-130	IK
Carbon tetrachloride	ug/kg	1250	1110	89	70-130	
Chlorobenzene	ug/kg	1250	1190	96	70-130	
Chloroethane	ug/kg	1250	1180	94	65-130	
Chloroform	ug/kg	1250	1170	94	70-130	
Chloromethane	ug/kg	1250	1000	80	55-130	
cis-1,2-Dichloroethene	ug/kg	1250	1070	85	70-130	
cis-1,3-Dichloropropene	ug/kg	1250	1130	90	70-130	
Dibromochloromethane	ug/kg	1250	1150	92	70-130	
Dibromomethane	ug/kg	1250	1200	96	70-130	
Dichlorodifluoromethane	ug/kg	1250	1060	85	45-156	
Diisopropyl ether	ug/kg	1250	996	80	70-130	v3
Ethylbenzene	ug/kg	1250	1260	101	70-130	
Hexachloro-1,3-butadiene	ug/kg	1250	1300	104	66-130	
Isopropylbenzene (Cumene)	ug/kg	1250	1190	95	70-130	
m&p-Xylene	ug/kg	2500	2320	93	70-130	
Methyl-tert-butyl ether	ug/kg	1250	1060	85	70-130	
Methylene Chloride	ug/kg	1250	1110	89	65-130	
n-Butylbenzene	ug/kg	1250	1270	101	67-130	
n-Propylbenzene	ug/kg	1250	1230	99	70-130	
Naphthalene	ug/kg	1250	1160	93	70-130	
o-Xylene	ug/kg	1250	1190	95	70-130	
p-Isopropyltoluene	ug/kg	1250	1240	99	67-130	
sec-Butylbenzene	ug/kg	1250	1220	98	69-130	
Styrene	ug/kg	1250	1190	95	70-130	

Results presented on this page are in the units indicated by the "Units" column except where an alternate unit is presented to the right of the result.

REPORT OF LABORATORY ANALYSIS

This report shall not be reproduced, except in full,
without the written consent of Pace Analytical Services, LLC.

Pace Analytical Services, LLC
9800 Kincey Ave. Suite 100
Huntersville, NC 28078
(704)875-9092

QUALITY CONTROL DATA

Project: 2020-L1-2448
Pace Project No.: 92549416

LABORATORY CONTROL SAMPLE: 3332147

Parameter	Units	Spike Conc.	LCS Result	LCS % Rec	% Rec Limits	Qualifiers
tert-Butylbenzene	ug/kg	1250	1170	93	67-130	
Tetrachloroethene	ug/kg	1250	1130	90	70-130	
Toluene	ug/kg	1250	1100	88	70-130	
trans-1,2-Dichloroethene	ug/kg	1250	1110	89	70-130	
trans-1,3-Dichloropropene	ug/kg	1250	1120	90	68-130	
Trichloroethene	ug/kg	1250	1170	94	70-130	
Trichlorofluoromethane	ug/kg	1250	1060	85	70-130	
Vinyl acetate	ug/kg	2500	2270	91	70-130	
Vinyl chloride	ug/kg	1250	1100	88	61-130	
Xylene (Total)	ug/kg	3750	3510	94	70-130	
1,2-Dichloroethane-d4 (S)	%			89	70-130	
4-Bromofluorobenzene (S)	%			95	69-134	
Toluene-d8 (S)	%			99	70-130	

MATRIX SPIKE & MATRIX SPIKE DUPLICATE: 3332148 3332149

Parameter	Units	92549416008 Result	MS Spike Conc.	MSD Spike Conc.	MS Result	MSD Result	MS % Rec	MSD % Rec	% Rec Limits	RPD	Max RPD	Qual
1,1,1,2-Tetrachloroethane	ug/kg	ND	8670	8670	8380	7740	97	89	70-131	8	30	
1,1,1-Trichloroethane	ug/kg	ND	8670	8670	7410	6990	86	81	65-133	6	30	v3
1,1,2,2-Tetrachloroethane	ug/kg	ND	8670	8670	7500	7010	86	81	66-130	7	30	
1,1,2-Trichloroethane	ug/kg	ND	8670	8670	7780	7230	90	83	66-133	7	30	
1,1-Dichloroethane	ug/kg	ND	8670	8670	8060	7650	93	88	65-130	5	30	
1,1-Dichloroethene	ug/kg	ND	8670	8670	8290	7760	96	90	10-158	7	30	
1,1-Dichloropropene	ug/kg	ND	8670	8670	8220	7670	95	89	68-133	7	30	
1,2,3-Trichlorobenzene	ug/kg	ND	8670	8670	9120	8430	105	97	27-138	8	30	
1,2,3-Trichloropropane	ug/kg	ND	8670	8670	7630	6990	88	81	67-130	9	30	
1,2,4-Trichlorobenzene	ug/kg	ND	8670	8670	9250	8700	106	100	51-134	6	30	
1,2,4-Trimethylbenzene	ug/kg	46600	8670	8670	57800	55500	129	103	63-136	4	30	
1,2-Dibromo-3-chloropropane	ug/kg	ND	8670	8670	7960	7230	92	83	32-130	10	30	
1,2-Dibromoethane (EDB)	ug/kg	ND	8670	8670	8160	7570	94	87	70-130	7	30	
1,2-Dichlorobenzene	ug/kg	ND	8670	8670	8790	8170	101	94	69-130	7	30	
1,2-Dichloroethane	ug/kg	ND	8670	8670	7100	6610	82	76	59-130	7	30	v3
1,2-Dichloropropane	ug/kg	ND	8670	8670	8290	7500	96	87	70-130	10	30	
1,3,5-Trimethylbenzene	ug/kg	13900	8670	8670	23700	22900	113	104	65-137	3	30	
1,3-Dichlorobenzene	ug/kg	ND	8670	8670	9040	8210	104	95	70-130	10	30	
1,3-Dichloropropane	ug/kg	ND	8670	8670	8410	7600	97	88	70-130	10	30	
1,4-Dichlorobenzene	ug/kg	ND	8670	8670	8850	8070	102	93	68-130	9	30	
2,2-Dichloropropane	ug/kg	ND	8670	8670	6910	6400	80	74	32-130	8	30	
2-Butanone (MEK)	ug/kg	ND	17400	17400	15400	14100	89	81	10-136	9	30	
2-Chlorotoluene	ug/kg	ND	8670	8670	10500	9940	122	115	69-141	6	30	
2-Hexanone	ug/kg	ND	17400	17400	15200	13700	88	79	10-144	11	30	
4-Chlorotoluene	ug/kg	ND	8670	8670	8600	7970	99	92	70-132	8	30	
4-Methyl-2-pentanone (MIBK)	ug/kg	1520	17400	17400	15800	14300	83	74	25-143	10	30	

Results presented on this page are in the units indicated by the "Units" column except where an alternate unit is presented to the right of the result.

REPORT OF LABORATORY ANALYSIS

This report shall not be reproduced, except in full,
without the written consent of Pace Analytical Services, LLC.

Pace Analytical Services, LLC
9800 Kincey Ave. Suite 100
Huntersville, NC 28078
(704)875-9092

QUALITY CONTROL DATA

Project: 2020-L1-2448
Pace Project No.: 92549416

MATRIX SPIKE & MATRIX SPIKE DUPLICATE: 3332148 3332149

Parameter	Units	92549416008 Result	MS Spike Conc.	MSD Spike Conc.	MS Result	MSD Result	MS % Rec	MSD % Rec	% Rec Limits	RPD	Max RPD	Qual
Acetone	ug/kg	ND	17400	17400	14700	13200	85	76	10-130	11	30	
Benzene	ug/kg	1250	8670	8670	9410	8810	94	87	67-130	7	30	
Bromobenzene	ug/kg	ND	8670	8670	9220	8480	106	98	70-130	8	30	
Bromochloromethane	ug/kg	ND	8670	8670	8350	7760	96	90	69-134	7	30	
Bromodichloromethane	ug/kg	ND	8670	8670	7010	6650	81	77	64-130	5	30	
Bromoform	ug/kg	ND	8670	8670	7500	6920	87	80	62-130	8	30	
Bromomethane	ug/kg	ND	8670	8670	7270	6580	84	76	20-176	10	30	IK
Carbon tetrachloride	ug/kg	ND	8670	8670	8130	7640	94	88	65-140	6	30	
Chlorobenzene	ug/kg	ND	8670	8670	8750	8180	101	94	70-130	7	30	
Chloroethane	ug/kg	ND	8670	8670	8690	8450	100	97	10-130	3	30	
Chloroform	ug/kg	ND	8670	8670	8470	7930	98	91	63-130	7	30	
Chloromethane	ug/kg	ND	8670	8670	7350	7140	85	82	58-130	3	30	
cis-1,2-Dichloroethene	ug/kg	ND	8670	8670	7730	7260	89	84	66-130	6	30	
cis-1,3-Dichloropropene	ug/kg	ND	8670	8670	8470	7180	98	83	67-130	16	30	
Dibromochloromethane	ug/kg	ND	8670	8670	7890	7310	91	84	67-130	8	30	
Dibromomethane	ug/kg	ND	8670	8670	8230	7650	95	88	63-131	7	30	
Dichlorodifluoromethane	ug/kg	ND	8670	8670	7570	7430	87	86	44-180	2	30	
Diisopropyl ether	ug/kg	44.0J	8670	8670	6970	6560	80	75	63-130	6	30	v3
Ethylbenzene	ug/kg	14800	8670	8670	24300	23300	109	97	66-130	4	30	
Hexachloro-1,3-butadiene	ug/kg	ND	8670	8670	10500	9390	121	108	64-150	11	30	
Isopropylbenzene (Cumene)	ug/kg	1840	8670	8670	10800	10100	103	96	69-135	6	30	
m&p-Xylene	ug/kg	57700	17400	17400	75000	72900	100	88	60-133	3	30	
Methyl-tert-butyl ether	ug/kg	ND	8670	8670	7190	6740	83	78	65-130	7	30	
Methylene Chloride	ug/kg	ND	8670	8670	7860	7430	91	86	61-130	6	30	
n-Butylbenzene	ug/kg	2470	8670	8670	12700	11900	118	109	65-140	6	30	
n-Propylbenzene	ug/kg	ND	8670	8670	17500	16800	201	194	67-140	4	30	M1
Naphthalene	ug/kg	5900	8670	8670	15500	14000	111	93	15-145	10	30	
o-Xylene	ug/kg	24400	8670	8670	33200	32200	102	90	66-133	3	30	
p-Isopropyltoluene	ug/kg	2100	8670	8670	11700	10800	111	101	56-147	8	30	
sec-Butylbenzene	ug/kg	ND	8670	8670	9990	9170	115	106	65-139	9	30	
Styrene	ug/kg	723	8670	8670	9220	8520	98	90	70-132	8	30	
tert-Butylbenzene	ug/kg	ND	8670	8670	9400	8600	108	99	62-135	9	30	
Tetrachloroethene	ug/kg	ND	8670	8670	8600	7970	99	92	70-135	8	30	
Toluene	ug/kg	27200	8670	8670	35400	34800	95	87	67-130	2	30	
trans-1,2-Dichloroethene	ug/kg	ND	8670	8670	8130	7730	94	89	69-130	5	30	
trans-1,3-Dichloropropene	ug/kg	ND	8670	8670	7490	6900	86	80	62-130	8	30	
Trichloroethene	ug/kg	ND	8670	8670	8670	8000	100	92	70-135	8	30	
Trichlorofluoromethane	ug/kg	ND	8670	8670	7920	7550	91	87	10-130	5	30	
Vinyl acetate	ug/kg	ND	17400	17400	15300	14200	88	82	53-130	7	30	
Vinyl chloride	ug/kg	ND	8670	8670	8240	8070	95	93	61-148	2	30	
Xylene (Total)	ug/kg	82100	26000	26000	108000	105000	100	89	63-132	3	30	
1,2-Dichloroethane-d4 (S)	%						95	97	70-130			
4-Bromofluorobenzene (S)	%						96	96	69-134			
Toluene-d8 (S)	%						97	97	70-130			

Results presented on this page are in the units indicated by the "Units" column except where an alternate unit is presented to the right of the result.

REPORT OF LABORATORY ANALYSIS

This report shall not be reproduced, except in full,
without the written consent of Pace Analytical Services, LLC.

Pace Analytical Services, LLC
9800 Kincey Ave. Suite 100
Huntersville, NC 28078
(704)875-9092

QUALITY CONTROL DATA

Project: 2020-L1-2448
Pace Project No.: 92549416

QC Batch: 633446
QC Batch Method: SW-846
Analysis Method: SW-846
Analysis Description: Dry Weight/Percent Moisture
Laboratory: Pace Analytical Services - Charlotte
Associated Lab Samples: 92549416001, 92549416002, 92549416003, 92549416004, 92549416005, 92549416006, 92549416007, 92549416008, 92549416009, 92549416010, 92549416011

SAMPLE DUPLICATE: 3327349

Parameter	Units	92549392001 Result	Dup Result	RPD	Max RPD	Qualifiers
Percent Moisture	%	16.4	18.5	12	25	N2

SAMPLE DUPLICATE: 3327350

Parameter	Units	92549416011 Result	Dup Result	RPD	Max RPD	Qualifiers
Percent Moisture	%	21.4	21.0	2	25	N2

Results presented on this page are in the units indicated by the "Units" column except where an alternate unit is presented to the right of the result.

REPORT OF LABORATORY ANALYSIS

This report shall not be reproduced, except in full,
without the written consent of Pace Analytical Services, LLC.

Pace Analytical Services, LLC
9800 Kincey Ave. Suite 100
Huntersville, NC 28078
(704)875-9092

QUALITY CONTROL DATA

Project: 2020-L1-2448
Pace Project No.: 92549416

QC Batch: 633459
QC Batch Method: SW-846
Analysis Method: SW-846
Analysis Description: Dry Weight/Percent Moisture
Laboratory: Pace Analytical Services - Charlotte
Associated Lab Samples: 92549416012, 92549416013, 92549416014, 92549416015, 92549416016, 92549416017, 92549416018

SAMPLE DUPLICATE: 3327374

Parameter	Units	92549416012 Result	Dup Result	RPD	Max RPD	Qualifiers
Percent Moisture	%	12.7	11.6	9	25	N2

SAMPLE DUPLICATE: 3327375

Parameter	Units	92549059007 Result	Dup Result	RPD	Max RPD	Qualifiers
Percent Moisture	%	60.9	60.9	0	25	N2

Results presented on this page are in the units indicated by the "Units" column except where an alternate unit is presented to the right of the result.

REPORT OF LABORATORY ANALYSIS

This report shall not be reproduced, except in full,
without the written consent of Pace Analytical Services, LLC.

Pace Analytical Services, LLC
9800 Kincey Ave. Suite 100
Huntersville, NC 28078
(704)875-9092

QUALIFIERS

Project: 2020-L1-2448
Pace Project No.: 92549416

DEFINITIONS

DF - Dilution Factor, if reported, represents the factor applied to the reported data due to dilution of the sample aliquot.

ND - Not Detected at or above adjusted reporting limit.

TNTC - Too Numerous To Count

J - Estimated concentration above the adjusted method detection limit and below the adjusted reporting limit.

MDL - Adjusted Method Detection Limit.

PQL - Practical Quantitation Limit.

RL - Reporting Limit - The lowest concentration value that meets project requirements for quantitative data with known precision and bias for a specific analyte in a specific matrix.

S - Surrogate

1,2-Diphenylhydrazine decomposes to and cannot be separated from Azobenzene using Method 8270. The result for each analyte is a combined concentration.

Consistent with EPA guidelines, unrounded data are displayed and have been used to calculate % recovery and RPD values.

LCS(D) - Laboratory Control Sample (Duplicate)

MS(D) - Matrix Spike (Duplicate)

DUP - Sample Duplicate

RPD - Relative Percent Difference

NC - Not Calculable.

SG - Silica Gel - Clean-Up

U - Indicates the compound was analyzed for, but not detected.

Acid preservation may not be appropriate for 2 Chloroethylvinyl ether.

A separate vial preserved to a pH of 4-5 is recommended in SW846 Chapter 4 for the analysis of Acrolein and Acrylonitrile by EPA Method 8260.

N-Nitrosodiphenylamine decomposes and cannot be separated from Diphenylamine using Method 8270. The result reported for each analyte is a combined concentration.

Pace Analytical is TNI accredited. Contact your Pace PM for the current list of accredited analytes.

TNI - The NELAC Institute.

ANALYTE QUALIFIERS

IK	The recalculated concentration of the calibration standard(s) did not meet method acceptance criteria; this result should be considered an estimated value.
M1	Matrix spike recovery exceeded QC limits. Batch accepted based on laboratory control sample (LCS) recovery.
N2	The lab does not hold NELAC/TNI accreditation for this parameter but other accreditations/certifications may apply. A complete list of accreditations/certifications is available upon request.
S2	Surrogate recovery outside laboratory control limits due to matrix interferences (confirmed by similar results from sample re-analysis).
S5	Surrogate recovery outside control limits due to matrix interferences (not confirmed by re-analysis).
v2	The continuing calibration verification was below the method acceptance limit. The analyte was not detected in the associated samples and the sensitivity of the instrument was verified with a reporting limit check standard.
v3	The continuing calibration verification was below the method acceptance limit. Any detection for the analyte in the associated samples may have low bias.

This report shall not be reproduced, except in full,
without the written consent of Pace Analytical Services, LLC.

Pace Analytical Services, LLC
9800 Kincey Ave. Suite 100
Huntersville, NC 28078
(704)875-9092

QUALITY CONTROL DATA CROSS REFERENCE TABLE

Project: 2020-L1-2448
Pace Project No.: 92549416

Lab ID	Sample ID	QC Batch Method	QC Batch	Analytical Method	Analytical Batch
92549416001	**AF6 (0-2')**	MADEP VPH	634270	MADEP VPH	634292
92549416002	**AF6 (22-24')**	MADEP VPH	634270	MADEP VPH	634292
92549416003	**AF6 (40-41')**	MADEP VPH	634270	MADEP VPH	634292
92549416004	**AF5 (0-2')**	MADEP VPH	634270	MADEP VPH	634292
92549416005	**AF5 (14-16')**	MADEP VPH	634270	MADEP VPH	634292
92549416006	**AF5 (32-34')**	MADEP VPH	634270	MADEP VPH	634292
92549416007	**AF4 (0-2')**	MADEP VPH	634270	MADEP VPH	634292
92549416008	**AF4 (10-12')**	MADEP VPH	634270	MADEP VPH	634292
92549416009	**AF4 (34-35')**	MADEP VPH	634270	MADEP VPH	634292
92549416010	**AF3 (0-2')**	MADEP VPH	634534	MADEP VPH	634595
92549416011	**AF3 (10-12')**	MADEP VPH	634270	MADEP VPH	634292
92549416012	**AF3 (32-34')**	MADEP VPH	634270	MADEP VPH	634292
92549416013	**AF2 (0-2')**	MADEP VPH	634534	MADEP VPH	634595
92549416014	**AF2 (10-12')**	MADEP VPH	634270	MADEP VPH	634292
92549416015	**AF2 (24-26')**	MADEP VPH	634270	MADEP VPH	634292
92549416016	**AF1 (0-2')**	MADEP VPH	634270	MADEP VPH	634292
92549416017	**AF1 (14-16')**	MADEP VPH	634270	MADEP VPH	634292
92549416018	**AF1 (28-30')**	MADEP VPH	634625	MADEP VPH	634758
92549416001	**AF6 (0-2')**	EPA 5035A/5030B	633972	EPA 8260D	633987
92549416002	**AF6 (22-24')**	EPA 5035A/5030B	633972	EPA 8260D	633987
92549416003	**AF6 (40-41')**	EPA 5035A/5030B	633972	EPA 8260D	633987
92549416004	**AF5 (0-2')**	EPA 5035A/5030B	633972	EPA 8260D	633987
92549416005	**AF5 (14-16')**	EPA 5035A/5030B	634204	EPA 8260D	634213
92549416006	**AF5 (32-34')**	EPA 5035A/5030B	634512	EPA 8260D	634523
92549416007	**AF4 (0-2')**	EPA 5035A/5030B	634204	EPA 8260D	634213
92549416008	**AF4 (10-12')**	EPA 5035A/5030B	634512	EPA 8260D	634523
92549416009	**AF4 (34-35')**	EPA 5035A/5030B	634512	EPA 8260D	634523
92549416010	**AF3 (0-2')**	EPA 5035A/5030B	634204	EPA 8260D	634213
92549416011	**AF3 (10-12')**	EPA 5035A/5030B	634204	EPA 8260D	634213
92549416012	**AF3 (32-34')**	EPA 5035A/5030B	634512	EPA 8260D	634523
92549416013	**AF2 (0-2')**	EPA 5035A/5030B	634204	EPA 8260D	634213
92549416014	**AF2 (10-12')**	EPA 5035A/5030B	634204	EPA 8260D	634213
92549416015	**AF2 (24-26')**	EPA 5035A/5030B	634512	EPA 8260D	634523
92549416016	**AF1 (0-2')**	EPA 5035A/5030B	634204	EPA 8260D	634213
92549416017	**AF1 (14-16')**	EPA 5035A/5030B	634204	EPA 8260D	634213
92549416018	**AF1 (28-30')**	EPA 5035A/5030B	634512	EPA 8260D	634523
92549416001	**AF6 (0-2')**	SW-846	633446		
92549416002	**AF6 (22-24')**	SW-846	633446		
92549416003	**AF6 (40-41')**	SW-846	633446		
92549416004	**AF5 (0-2')**	SW-846	633446		

REPORT OF LABORATORY ANALYSIS

This report shall not be reproduced, except in full,
without the written consent of Pace Analytical Services, LLC.

Pace Analytical Services, LLC
9800 Kincey Ave. Suite 100
Huntersville, NC 28078
(704)875-9092

QUALITY CONTROL DATA CROSS REFERENCE TABLE

Project: 2020-L1-2448
Pace Project No.: 92549416

Lab ID	Sample ID	QC Batch Method	QC Batch	Analytical Method	Analytical Batch
92549416005	**AF5 (14-16')**	SW-846	633446		
92549416006	**AF5 (32-34')**	SW-846	633446		
92549416007	**AF4 (0-2')**	SW-846	633446		
92549416008	**AF4 (10-12')**	SW-846	633446		
92549416009	**AF4 (34-35')**	SW-846	633446		
92549416010	**AF3 (0-2')**	SW-846	633446		
92549416011	**AF3 (10-12')**	SW-846	633446		
92549416012	**AF3 (32-34')**	SW-846	633459		
92549416013	**AF2 (0-2')**	SW-846	633459		
92549416014	**AF2 (10-12')**	SW-846	633459		
92549416015	**AF2 (24-26')**	SW-846	633459		
92549416016	**AF1 (0-2')**	SW-846	633459		
92549416017	**AF1 (14-16')**	SW-846	633459		
92549416018	**AF1 (28-30')**	SW-846	633459		

This report shall not be reproduced, except in full,
without the written consent of Pace Analytical Services, LLC.

CHAIN-OF-CUSTODY Analytical Request Document

Pace Analytical

Chain-of-Custody is a LEGAL DOCUMENT - Complete all relevent fields

LAB USE ONLY **WO# : 92549416**

A 92549416

Company: Apex Companies

Billing Information:

Address: 5900 Northwoods Bus. Pkwy, Ste O

Report To: Andrew Street

Email To: Andrew.Street@apexcos.com

Copy To: tom.haumann@apexcos.com

Site Collection Info/Address: Huntersville-Concord Rd.

Customer Project Name/Number:

State: NC / Huntersville

County/City:

Time Zone Collected: [ ] PT [ ] MT [ ] CT [ ] ET

Phone:

Email:

Site/Facility ID #:

Compliance Monitoring? [ ] Yes [ ] No

Collected By (print): Jamie Humphrey, Kyle Ziegler

Purchase Order #: Quote #: 2020-LI-2248

DW PWS ID #: DW Location Code:

Collected By (signature):

Turnaround Date Required: Standard

Immediately Packed on Ice: [✓] Yes [ ] No

Sample Disposal: [✓] Dispose as appropriate [ ] Return [ ] Archive: _____ [ ] Hold: _____

Rush: [ ] Same Day [ ] Next Day [ ] 2 Day [ ] 3 Day [ ] 4 Day [ ] 5 Day (Expedite Charges Apply)

Field Filtered (if applicable): [ ] Yes [ ] No

Analysis: _____

* Matrix Codes (Insert in Matrix box below): Drinking Water (DW), Ground Water (GW), Wastewater (WW), Product (P), Soil/Solid (SL), Oil (OL), Wipe (WP), Air (AR), Tissue (TS), Bioassay (B), Vapor (V), Other (OT)

Container Preservative Type: 6 6

** Preservative Types: (1) nitric acid, (2) sulfuric acid, (3) hydrochloric acid, (4) sodium hydroxide, (5) zinc acetate, (6) methanol, (7) sodium bisulfate, (8) sodium thiosulfate, (9) hexane, (A) ascorbic acid, (B) ammonium sulfate, (C) ammonium hydroxide, (D) TSP, (U) Unpreserved, (O) Other _____

Analyses: VOCs by 8260D; MADEP VPH

Customer Sample ID	Matrix *	Comp / Grab	Collected (or Composite Start) Date	Collected (or Composite Start) Time	Composite End Date	Composite End Time	Res Cl	# of Ctns	VOCs by 8260D	MADEP VPH	Lab Sample # / Comments
AF6 (0-2')	SL	G	7/13/21	0855				3	X	X	92549416 001
AF6 (22-24')	SL	G	7/13/21	0900				3	X	X	002
AF6 (40-41')	SL	G	7/13/21	0905				3	X	X	003
AF5 (0-2')	SL	G	7/13/21	1000				3	X	X	004
AF5 (14-16')	SL	G	7/13/21	1005				3	X	X	005
AF5 (32-34')	SL	G	7/13/21	1010				3	X	X	006
AF4 (0-2')	SL	G	7/13/21	1100				3	X	X	007
AF4 (10-12')	SL	G	7/13/21	1105				3	X	X	008
AF4 (34-35')	SL	G	7/13/21	1110				3	X	X	009
AF3 (0-2')	SL	G	7/13/21	1415				3	X	X	010

Lab Profile/Line:

Lab Sample Receipt Checklist:

Custody Seals Present/Intact	Y	N	NA
Custody Signatures Present	Y	N	NA
Collector Signature Present	Y	N	NA
Bottles Intact	Y	N	NA
Correct Bottles	Y	N	NA
Sufficient Volume	Y	N	NA
Samples Received on Ice	Y	N	NA
VOA - Headspace Acceptable	Y	N	NA
USDA Regulated Soils	Y	N	NA
Samples in Holding Time	Y	N	NA
Residual Chlorine Present	Y	N	NA
Cl Strips: _____			
Sample pH Acceptable	Y	N	NA
pH Strips: _____			
Sulfide Present	Y	N	NA
Lead Acetate Strips: _____			

LAB USE ONLY:

Customer Remarks / Special Conditions / Possible Hazards:

Type of Ice Used: Wet Blue Dry None

Packing Material Used: b. wrap

Radchem sample(s) screened (<500 cpm): Y N NA

SHORT HOLDS PRESENT (<72 hours): Y N N/A

Lab Tracking #: 2632903

Samples received via: FEDEX UPS Client Courier Pace Courier

Lab Sample Temperature Info:

Temp Blank Received: Y N NA

Therm ID#: 92064

Cooler 1 Temp Upon Receipt: 1.4 oC

Cooler 1 Therm Corr. Factor: 0.1 oC

Cooler 1 Corrected Temp: 1.3 oC

Comments:

Relinquished by/Company: (Signature) Apex	Date/Time: 7/13/21 1730	Received by/Company: (Signature)	Date/Time: 7-14-21 1125
Relinquished by/Company: (Signature)	Date/Time: 7-14-21 1145	Received by/Company: (Signature) TO Pace MVL	Date/Time: 7/14/21 1145
Relinquished by/Company: (Signature)	Date/Time:	Received by/Company: (Signature)	Date/Time:

MTJL LAB USE ONLY

Table #:

Acctnum:

Template:

Prelogin:

PM:

PB:

Trip Blank Received: Y N NA

HCL MeOH TSP Other

Non Conformance(s): YES / NO

Page: 1 of: 2

WO#: 92549416

PM: AMB Due Date: 07/21/21

CLIENT: 92-APEX MOOR

order Number or

ONLY

CHAIN-OF-CUSTODY Analytical Request Document

Pace Analytical

Chain-of-Custody is a LEGAL DOCUMENT - Complete all relevent fields

Company: APEX Companies

Billing Information:

Address: 5900 Northwoods Bus. Pkwy. Ste O

Report To: Andrew Street — Email To: Andrew.Street@apexcos.com

Copy To: tom.hannmann@apexcos.com — Site Collection Info/Address: Huntersville - Concord Rd.

Customer Project Name/Number: — State: NC — County/City: Huntersville — Time Zone Collected: [ ] PT [ ] MT [ ] CT [ ] ET

Phone: — Email: — Site/Facility ID #: — Compliance Monitoring? [ ] Yes [ ] No

Collected By (print): Jamie Humphrey, Kyle Zeigler — Purchase Order #: — Quote #: 2020-LI-2248 — DW PWS ID #: — DW Location Code:

Collected By (signature): — Turnaround Date Required: Standard — Immediately Packed on Ice: [X] Yes [ ] No

Sample Disposal: [X] Dispose as appropriate [ ] Return [ ] Archive: _____ [ ] Hold: _____

Rush: [ ] Same Day [ ] Next Day [ ] 2 Day [ ] 3 Day [ ] 4 Day [ ] 5 Day (Expedite Charges Apply)

Field Filtered (if applicable): [ ] Yes [ ] No — Analysis: _____

* Matrix Codes (Insert in Matrix box below): Drinking Water (DW), Ground Water (GW), Wastewater (WW), Product (P), Soil/Solid (SL), Oil (OL), Wipe (WP), Air (AR), Tissue (TS), Bioassay (B), Vapor (V), Other (OT)

Container Preservative Type **: 6 6

** Preservative Types: (1) nitric acid, (2) sulfuric acid, (3) hydrochloric acid, (4) sodium hydroxide, (5) zinc acetate, (6) methanol, (7) sodium bisulfate, (8) sodium thiosulfate, (9) hexane, (A) ascorbic acid, (B) ammonium sulfate, (C) ammonium hydroxide, (D) TSP, (U) Unpreserved, (O) Other _____

Lab Project Manager:

Analyses: VOCs by 8260D; MADEP VPH

Customer Sample ID	Matrix *	Comp / Grab	Collected (or Composite Start) Date	Collected (or Composite Start) Time	Composite End Date	Composite End Time	Res Cl	# of Ctns	VOCs by 8260D	MADEP VPH	Lab Sample # / Comments
AF3 (10-12')	SL	G	7/13/21	1420				3	X	X	011
AF3 (32-34')	SL	G	7/13/21	1425				3	X	X	012
AF2 (0-2')	SL	G	7/13/21	1515				3	X	X	013
AF2 (10-12')	SL	G	7/13/21	1520				3	X	X	014
AF2 (24-26')	SL	G	7/13/21	1525				3	X	X	015
AF1 (0-2')	SL	G	7/13/21	1625				3	X	X	016
AF1 (14-16')	SL	G	7/13/21	1630				3	X	X	017
AF1 (28-30')	SL	G	7/13/21	1635				3	X	X	018

Lab Profile/Line:

Lab Sample Receipt Checklist:

Custody Seals Present/Intact	Y	N	NA
Custody Signatures Present	Y	N	NA
Collector Signature Present	Y	N	NA
Bottles Intact	Y	N	NA
Correct Bottles	Y	N	NA
Sufficient Volume	Y	N	NA
Samples Received on Ice	Y	N	NA
VOA - Headspace Acceptable	Y	N	NA
USDA Regulated Soils	Y	N	NA
Samples in Holding Time	Y	N	NA
Residual Chlorine Present	Y	N	NA
Cl Strips: _____			
Sample pH Acceptable	Y	N	NA
pH Strips: _____			
Sulfide Present	Y	N	NA
Lead Acetate Strips: _____			

LAB USE ONLY:

Customer Remarks / Special Conditions / Possible Hazards:

Type of Ice Used: Wet Blue Dry None

Packing Material Used: b. wrap

Radchem sample(s) screened (<500 cpm): Y N NA

SHORT HOLDS PRESENT (<72 hours): Y N N/A

Lab Tracking #: 2632904

Samples received via: FEDEX UPS Client Courier Pace Courier

Lab Sample Temperature Info:

Temp Blank Received: Y N NA

Therm ID#: 92706

Cooler 1 Temp Upon Receipt: 1.4 oC

Cooler 1 Therm Corr. Factor: 0.1 oC

Cooler 1 Corrected Temp: 1.3 oC

Comments:

Trip Blank Received: Y N NA — HCL MeOH TSP Other

Relinquished by/Company: (Signature)	Date/Time:	Received by/Company: (Signature)	Date/Time:
Damean Humphrey Apex	7/13/21 1730		7/14/21 1125
Relinquished by/Company: (Signature)	Date/Time:	Received by/Company: (Signature)	Date/Time:
	7/14/21 1145	ID Pace HK	7/14/21 1145
Relinquished by/Company: (Signature)	Date/Time:	Received by/Company: (Signature)	Date/Time:

MTJL LAB USE ONLY

Table #:

Acctnum:

Template:

Prelogin:

PM:

PB:

Non Conformance(s): YES / NO

Page: 2 of: 2

Pace Analytical Services, LLC
9800 Kincey Ave. Suite 100
Huntersville, NC 28078
(704)875-9092

July 22, 2021

Andrew Street
Apex Companies - NC
5900 Northwoods Business Pkwy
Suite 5900-0
Charlotte, NC 28269

RE: Project: CPC HUNTERSVILLE/CPC21018
Pace Project No.: 92550079

Dear Andrew Street:

Enclosed are the analytical results for sample(s) received by the laboratory on July 16, 2021. The results relate only to the samples included in this report. Results reported herein conform to the applicable TNI/NELAC Standards and the laboratory's Quality Manual, where applicable, unless otherwise noted in the body of the report.

The test results provided in this final report were generated by each of the following laboratories within the Pace Network:

- Pace Analytical Services - Charlotte

If you have any questions concerning this report, please feel free to contact me.

Sincerely,

Angela M. Baioni

Angela Baioni
angela.baioni@pacelabs.com
(704)875-9092
Project Manager

Enclosures

cc: J Culbreath, Colonial Pipeline Company
Naomi Fretz, APEX Companies, LLC
Robert Hughes, Colonial Pipeline
Cameron Lee, Montrose-EPS
Jamie Moran, APEX Companies, LLC
Jeff Morrison, Colonial Pipeline Company
Tom Naumann, APEX Companies - NC
Joe Nicolette, Montrose-EPS
Christopher Schultz, Apex Companies
Matt Teixeira, Apex Companies, LLC
Michael Verdon, Colonial Pipeline Company
JM Wyatt, Colonial Pipeline Company

REPORT OF LABORATORY ANALYSIS

This report shall not be reproduced, except in full,
without the written consent of Pace Analytical Services, LLC.

Pace Analytical Services, LLC
9800 Kincey Ave. Suite 100
Huntersville, NC 28078
(704)875-9092

CERTIFICATIONS

Project: CPC HUNTERSVILLE/CPC21018
Pace Project No.: 92550079

Pace Analytical Services Charlotte
9800 Kincey Ave. Ste 100, Huntersville, NC 28078
Louisiana/NELAP Certification # LA170028
North Carolina Drinking Water Certification #: 37706
North Carolina Field Services Certification #: 5342
North Carolina Wastewater Certification #: 12
South Carolina Certification #: 99006001
Florida/NELAP Certification #: E87627
Kentucky UST Certification #: 84
Virginia/VELAP Certification #: 460221

This report shall not be reproduced, except in full,
without the written consent of Pace Analytical Services, LLC.

Pace Analytical Services, LLC
9800 Kincey Ave. Suite 100
Huntersville, NC 28078
(704)875-9092

SAMPLE SUMMARY

Project: CPC HUNTERSVILLE/CPC21018
Pace Project No.: 92550079

Lab ID	Sample ID	Matrix	Date Collected	Date Received
92550079001	**ACOO 0-2**	Solid	07/15/21 09:50	07/16/21 13:00
92550079002	**ACOO 26-28**	Solid	07/15/21 09:55	07/16/21 13:00
92550079003	**ACO AO 0-2**	Solid	07/15/21 11:30	07/16/21 13:00
92550079004	**ACO AO 8-10**	Solid	07/15/21 11:35	07/16/21 13:00
92550079005	**ADOO 0-2**	Solid	07/15/21 13:45	07/16/21 13:00
92550079006	**ADOO 24-26**	Solid	07/15/21 13:45	07/16/21 13:00
92550079007	**AEOO 0-2**	Solid	07/15/21 14:45	07/16/21 13:00
92550079008	**AEOO 12-14**	Solid	07/15/21 14:50	07/16/21 13:00
92550079009	**AEO 0-2**	Solid	07/15/21 16:15	07/16/21 13:00
92550079010	**AEO 8-10**	Solid	07/15/21 16:20	07/16/21 13:00

This report shall not be reproduced, except in full,
without the written consent of Pace Analytical Services, LLC.

Pace Analytical Services, LLC
9800 Kincey Ave. Suite 100
Huntersville, NC 28078
(704)875-9092

SAMPLE ANALYTE COUNT

Project: CPC HUNTERSVILLE/CPC21018
Pace Project No.: 92550079

Lab ID	Sample ID	Method	Analysts	Analytes Reported	Laboratory
92550079001	**ACOO 0-2**	MADEP VPH	MAD	6	PASI-C
		EPA 8260D	SAS	70	PASI-C
		SW-846	KDF	1	PASI-C
92550079002	**ACOO 26-28**	MADEP VPH	MAD	6	PASI-C
		EPA 8260D	SAS	70	PASI-C
		SW-846	KDF	1	PASI-C
92550079003	**ACO AO 0-2**	MADEP VPH	MAD	6	PASI-C
		EPA 8260D	SAS	70	PASI-C
		SW-846	KDF	1	PASI-C
92550079004	**ACO AO 8-10**	MADEP VPH	MAD	6	PASI-C
		EPA 8260D	SAS	70	PASI-C
		SW-846	KDF	1	PASI-C
92550079005	**ADOO 0-2**	MADEP VPH	MAD	6	PASI-C
		EPA 8260D	SAS	70	PASI-C
		SW-846	KDF	1	PASI-C
92550079006	**ADOO 24-26**	MADEP VPH	MAD	6	PASI-C
		EPA 8260D	SAS	70	PASI-C
		SW-846	KDF	1	PASI-C
92550079007	**AEOO 0-2**	MADEP VPH	MAD	6	PASI-C
		EPA 8260D	SAS	70	PASI-C
		SW-846	KDF	1	PASI-C
92550079008	**AEOO 12-14**	MADEP VPH	MAD	6	PASI-C
		EPA 8260D	SAS	70	PASI-C
		SW-846	KDF	1	PASI-C
92550079009	**AEO 0-2**	MADEP VPH	MAD	6	PASI-C
		EPA 8260D	SAS	70	PASI-C
		SW-846	KDF	1	PASI-C
92550079010	**AEO 8-10**	MADEP VPH	MAD	6	PASI-C
		EPA 8260D	SAS	70	PASI-C
		SW-846	KDF	1	PASI-C

PASI-C = Pace Analytical Services - Charlotte

This report shall not be reproduced, except in full,
without the written consent of Pace Analytical Services, LLC.

Pace Analytical Services, LLC
9800 Kincey Ave. Suite 100
Huntersville, NC 28078
(704)875-9092

ANALYTICAL RESULTS

Project: CPC HUNTERSVILLE/CPC21018
Pace Project No.: 92550079

Sample: ACOO 0-2 **Lab ID: 92550079001** Collected: 07/15/21 09:50 Received: 07/16/21 13:00 Matrix: Solid

Results reported on a "dry weight" basis and are adjusted for percent moisture, sample size and any dilutions.

Parameters	Results	Units	Report Limit	MDL	DF	Prepared	Analyzed	CAS No.	Qual
VPH NC Soil	Analytical Method: MADEP VPH Preparation Method: MADEP VPH Pace Analytical Services - Charlotte								
Total VPH (C5-C12)	ND	mg/kg	3.4	3.4	1	07/20/21 11:39	07/21/21 07:04		N2
Aliphatic (C05-C08)	ND	mg/kg	3.4	3.4	1	07/20/21 11:39	07/21/21 07:04		N2
Aliphatic(C09-C12) Adjusted	ND	mg/kg	3.4	3.4	1	07/20/21 11:39	07/21/21 07:04		N2
Aromatic (C09-C10)	ND	mg/kg	3.4	3.4	1	07/20/21 11:39	07/21/21 07:04		N2
Surrogates									
4-Bromofluorobenzene (FID) (S)	96	%	70-130		1	07/20/21 11:39	07/21/21 07:04	460-00-4	
4-Bromofluorobenzene (PID) (S)	88	%	70-130		1	07/20/21 11:39	07/21/21 07:04	460-00-4	
8260D/5035A/5030B Volatiles	Analytical Method: EPA 8260D Preparation Method: EPA 5035A/5030B Pace Analytical Services - Charlotte								
Acetone	ND	ug/kg	147	47.2	1	07/19/21 11:05	07/20/21 05:07	67-64-1	
Benzene	ND	ug/kg	7.4	2.9	1	07/19/21 11:05	07/20/21 05:07	71-43-2	
Bromobenzene	ND	ug/kg	7.4	2.4	1	07/19/21 11:05	07/20/21 05:07	108-86-1	
Bromochloromethane	ND	ug/kg	7.4	2.2	1	07/19/21 11:05	07/20/21 05:07	74-97-5	
Bromodichloromethane	ND	ug/kg	7.4	2.8	1	07/19/21 11:05	07/20/21 05:07	75-27-4	
Bromoform	ND	ug/kg	7.4	2.6	1	07/19/21 11:05	07/20/21 05:07	75-25-2	
Bromomethane	ND	ug/kg	14.7	11.6	1	07/19/21 11:05	07/20/21 05:07	74-83-9	IK
2-Butanone (MEK)	ND	ug/kg	147	35.3	1	07/19/21 11:05	07/20/21 05:07	78-93-3	
n-Butylbenzene	ND	ug/kg	7.4	3.5	1	07/19/21 11:05	07/20/21 05:07	104-51-8	
sec-Butylbenzene	ND	ug/kg	7.4	3.2	1	07/19/21 11:05	07/20/21 05:07	135-98-8	
tert-Butylbenzene	ND	ug/kg	7.4	2.6	1	07/19/21 11:05	07/20/21 05:07	98-06-6	
Carbon tetrachloride	ND	ug/kg	7.4	2.8	1	07/19/21 11:05	07/20/21 05:07	56-23-5	
Chlorobenzene	ND	ug/kg	7.4	1.4	1	07/19/21 11:05	07/20/21 05:07	108-90-7	
Chloroethane	ND	ug/kg	14.7	5.7	1	07/19/21 11:05	07/20/21 05:07	75-00-3	
Chloroform	ND	ug/kg	7.4	4.5	1	07/19/21 11:05	07/20/21 05:07	67-66-3	
Chloromethane	ND	ug/kg	14.7	6.2	1	07/19/21 11:05	07/20/21 05:07	74-87-3	
2-Chlorotoluene	ND	ug/kg	7.4	2.6	1	07/19/21 11:05	07/20/21 05:07	95-49-8	
4-Chlorotoluene	ND	ug/kg	7.4	1.3	1	07/19/21 11:05	07/20/21 05:07	106-43-4	
1,2-Dibromo-3-chloropropane	ND	ug/kg	7.4	2.9	1	07/19/21 11:05	07/20/21 05:07	96-12-8	
Dibromochloromethane	ND	ug/kg	7.4	4.1	1	07/19/21 11:05	07/20/21 05:07	124-48-1	
1,2-Dibromoethane (EDB)	ND	ug/kg	7.4	3.2	1	07/19/21 11:05	07/20/21 05:07	106-93-4	
Dibromomethane	ND	ug/kg	7.4	1.6	1	07/19/21 11:05	07/20/21 05:07	74-95-3	
1,2-Dichlorobenzene	ND	ug/kg	7.4	2.6	1	07/19/21 11:05	07/20/21 05:07	95-50-1	
1,3-Dichlorobenzene	ND	ug/kg	7.4	2.3	1	07/19/21 11:05	07/20/21 05:07	541-73-1	
1,4-Dichlorobenzene	ND	ug/kg	7.4	1.9	1	07/19/21 11:05	07/20/21 05:07	106-46-7	
Dichlorodifluoromethane	ND	ug/kg	14.7	3.2	1	07/19/21 11:05	07/20/21 05:07	75-71-8	
1,1-Dichloroethane	ND	ug/kg	7.4	3.0	1	07/19/21 11:05	07/20/21 05:07	75-34-3	
1,2-Dichloroethane	ND	ug/kg	7.4	4.9	1	07/19/21 11:05	07/20/21 05:07	107-06-2	
1,1-Dichloroethene	ND	ug/kg	7.4	3.0	1	07/19/21 11:05	07/20/21 05:07	75-35-4	
cis-1,2-Dichloroethene	ND	ug/kg	7.4	2.5	1	07/19/21 11:05	07/20/21 05:07	156-59-2	
trans-1,2-Dichloroethene	ND	ug/kg	7.4	2.6	1	07/19/21 11:05	07/20/21 05:07	156-60-5	
1,2-Dichloropropane	ND	ug/kg	7.4	2.2	1	07/19/21 11:05	07/20/21 05:07	78-87-5	
1,3-Dichloropropane	ND	ug/kg	7.4	2.3	1	07/19/21 11:05	07/20/21 05:07	142-28-9	
2,2-Dichloropropane	ND	ug/kg	7.4	2.4	1	07/19/21 11:05	07/20/21 05:07	594-20-7	

REPORT OF LABORATORY ANALYSIS

This report shall not be reproduced, except in full,
without the written consent of Pace Analytical Services, LLC.

Pace Analytical Services, LLC
9800 Kincey Ave. Suite 100
Huntersville, NC 28078
(704)875-9092

ANALYTICAL RESULTS

Project: CPC HUNTERSVILLE/CPC21018
Pace Project No.: 92550079

Sample: ACOO 0-2 **Lab ID: 92550079001** Collected: 07/15/21 09:50 Received: 07/16/21 13:00 Matrix: Solid

Results reported on a "dry weight" basis and are adjusted for percent moisture, sample size and any dilutions.

Parameters	Results	Units	Report Limit	MDL	DF	Prepared	Analyzed	CAS No.	Qual
8260D/5035A/5030B Volatiles	Analytical Method: EPA 8260D Preparation Method: EPA 5035A/5030B Pace Analytical Services - Charlotte								
1,1-Dichloropropene	ND	ug/kg	7.4	3.5	1	07/19/21 11:05	07/20/21 05:07	563-58-6	
cis-1,3-Dichloropropene	ND	ug/kg	7.4	2.0	1	07/19/21 11:05	07/20/21 05:07	10061-01-5	
trans-1,3-Dichloropropene	ND	ug/kg	7.4	2.5	1	07/19/21 11:05	07/20/21 05:07	10061-02-6	
Diisopropyl ether	ND	ug/kg	7.4	2.0	1	07/19/21 11:05	07/20/21 05:07	108-20-3	
Ethylbenzene	ND	ug/kg	7.4	3.4	1	07/19/21 11:05	07/20/21 05:07	100-41-4	
Hexachloro-1,3-butadiene	ND	ug/kg	14.7	12.0	1	07/19/21 11:05	07/20/21 05:07	87-68-3	
2-Hexanone	ND	ug/kg	73.5	7.1	1	07/19/21 11:05	07/20/21 05:07	591-78-6	
Isopropylbenzene (Cumene)	ND	ug/kg	7.4	2.5	1	07/19/21 11:05	07/20/21 05:07	98-82-8	
p-Isopropyltoluene	ND	ug/kg	7.4	3.6	1	07/19/21 11:05	07/20/21 05:07	99-87-6	
Methylene Chloride	ND	ug/kg	29.4	20.2	1	07/19/21 11:05	07/20/21 05:07	75-09-2	
4-Methyl-2-pentanone (MIBK)	ND	ug/kg	73.5	7.1	1	07/19/21 11:05	07/20/21 05:07	108-10-1	
Methyl-tert-butyl ether	ND	ug/kg	7.4	2.8	1	07/19/21 11:05	07/20/21 05:07	1634-04-4	
Naphthalene	ND	ug/kg	7.4	3.9	1	07/19/21 11:05	07/20/21 05:07	91-20-3	
n-Propylbenzene	ND	ug/kg	7.4	2.6	1	07/19/21 11:05	07/20/21 05:07	103-65-1	
Styrene	ND	ug/kg	7.4	1.9	1	07/19/21 11:05	07/20/21 05:07	100-42-5	
1,1,1,2-Tetrachloroethane	ND	ug/kg	7.4	2.8	1	07/19/21 11:05	07/20/21 05:07	630-20-6	
1,1,2,2-Tetrachloroethane	ND	ug/kg	7.4	1.9	1	07/19/21 11:05	07/20/21 05:07	79-34-5	
Tetrachloroethene	ND	ug/kg	7.4	2.3	1	07/19/21 11:05	07/20/21 05:07	127-18-4	
Toluene	ND	ug/kg	7.4	2.1	1	07/19/21 11:05	07/20/21 05:07	108-88-3	
1,2,3-Trichlorobenzene	ND	ug/kg	7.4	5.9	1	07/19/21 11:05	07/20/21 05:07	87-61-6	
1,2,4-Trichlorobenzene	ND	ug/kg	7.4	6.2	1	07/19/21 11:05	07/20/21 05:07	120-82-1	
1,1,1-Trichloroethane	ND	ug/kg	7.4	3.8	1	07/19/21 11:05	07/20/21 05:07	71-55-6	
1,1,2-Trichloroethane	ND	ug/kg	7.4	2.4	1	07/19/21 11:05	07/20/21 05:07	79-00-5	
Trichloroethene	ND	ug/kg	7.4	1.9	1	07/19/21 11:05	07/20/21 05:07	79-01-6	
Trichlorofluoromethane	ND	ug/kg	7.4	4.0	1	07/19/21 11:05	07/20/21 05:07	75-69-4	
1,2,3-Trichloropropane	ND	ug/kg	7.4	3.7	1	07/19/21 11:05	07/20/21 05:07	96-18-4	
1,2,4-Trimethylbenzene	ND	ug/kg	7.4	2.0	1	07/19/21 11:05	07/20/21 05:07	95-63-6	
1,3,5-Trimethylbenzene	ND	ug/kg	7.4	2.5	1	07/19/21 11:05	07/20/21 05:07	108-67-8	
Vinyl acetate	ND	ug/kg	73.5	5.4	1	07/19/21 11:05	07/20/21 05:07	108-05-4	
Vinyl chloride	ND	ug/kg	14.7	3.7	1	07/19/21 11:05	07/20/21 05:07	75-01-4	
Xylene (Total)	ND	ug/kg	14.7	4.2	1	07/19/21 11:05	07/20/21 05:07	1330-20-7	
m&p-Xylene	ND	ug/kg	14.7	5.0	1	07/19/21 11:05	07/20/21 05:07	179601-23-1	
o-Xylene	ND	ug/kg	7.4	3.3	1	07/19/21 11:05	07/20/21 05:07	95-47-6	
Surrogates									
Toluene-d8 (S)	100	%	70-130		1	07/19/21 11:05	07/20/21 05:07	2037-26-5	
4-Bromofluorobenzene (S)	95	%	69-134		1	07/19/21 11:05	07/20/21 05:07	460-00-4	
1,2-Dichloroethane-d4 (S)	98	%	70-130		1	07/19/21 11:05	07/20/21 05:07	17060-07-0	
Percent Moisture	Analytical Method: SW-846 Pace Analytical Services - Charlotte								
Percent Moisture	**23.6**	%	0.10	0.10	1		07/16/21 15:54		N2

REPORT OF LABORATORY ANALYSIS

This report shall not be reproduced, except in full,
without the written consent of Pace Analytical Services, LLC.

Pace Analytical Services, LLC
9800 Kincey Ave. Suite 100
Huntersville, NC 28078
(704)875-9092

ANALYTICAL RESULTS

Project: CPC HUNTERSVILLE/CPC21018
Pace Project No.: 92550079

Sample: ACOO 26-28 **Lab ID: 92550079002** Collected: 07/15/21 09:55 Received: 07/16/21 13:00 Matrix: Solid

Results reported on a "dry weight" basis and are adjusted for percent moisture, sample size and any dilutions.

Parameters	Results	Units	Report Limit	MDL	DF	Prepared	Analyzed	CAS No.	Qual
VPH NC Soil	Analytical Method: MADEP VPH Preparation Method: MADEP VPH Pace Analytical Services - Charlotte								
Total VPH (C5-C12)	**44.8**	mg/kg	3.3	3.3	1	07/20/21 11:39	07/21/21 07:33		N2
Aliphatic (C05-C08)	**21.6**	mg/kg	3.3	3.3	1	07/20/21 11:39	07/21/21 07:33		N2
Aliphatic(C09-C12) Adjusted	**16.2**	mg/kg	3.3	3.3	1	07/20/21 11:39	07/21/21 07:33		N2
Aromatic (C09-C10)	**7.0**	mg/kg	3.3	3.3	1	07/20/21 11:39	07/21/21 07:33		N2
Surrogates									
4-Bromofluorobenzene (FID) (S)	102	%	70-130		1	07/20/21 11:39	07/21/21 07:33	460-00-4	
4-Bromofluorobenzene (PID) (S)	88	%	70-130		1	07/20/21 11:39	07/21/21 07:33	460-00-4	
8260D/5035A/5030B Volatiles	Analytical Method: EPA 8260D Preparation Method: EPA 5035A/5030B Pace Analytical Services - Charlotte								
Acetone	ND	ug/kg	133	42.6	1	07/19/21 11:05	07/20/21 05:25	67-64-1	
Benzene	**55.1**	ug/kg	6.6	2.6	1	07/19/21 11:05	07/20/21 05:25	71-43-2	
Bromobenzene	ND	ug/kg	6.6	2.2	1	07/19/21 11:05	07/20/21 05:25	108-86-1	
Bromochloromethane	ND	ug/kg	6.6	2.0	1	07/19/21 11:05	07/20/21 05:25	74-97-5	
Bromodichloromethane	ND	ug/kg	6.6	2.6	1	07/19/21 11:05	07/20/21 05:25	75-27-4	
Bromoform	ND	ug/kg	6.6	2.3	1	07/19/21 11:05	07/20/21 05:25	75-25-2	
Bromomethane	ND	ug/kg	13.3	10.5	1	07/19/21 11:05	07/20/21 05:25	74-83-9	IK
2-Butanone (MEK)	ND	ug/kg	133	31.8	1	07/19/21 11:05	07/20/21 05:25	78-93-3	
n-Butylbenzene	ND	ug/kg	6.6	3.1	1	07/19/21 11:05	07/20/21 05:25	104-51-8	
sec-Butylbenzene	ND	ug/kg	6.6	2.9	1	07/19/21 11:05	07/20/21 05:25	135-98-8	
tert-Butylbenzene	ND	ug/kg	6.6	2.4	1	07/19/21 11:05	07/20/21 05:25	98-06-6	
Carbon tetrachloride	ND	ug/kg	6.6	2.5	1	07/19/21 11:05	07/20/21 05:25	56-23-5	
Chlorobenzene	ND	ug/kg	6.6	1.3	1	07/19/21 11:05	07/20/21 05:25	108-90-7	
Chloroethane	ND	ug/kg	13.3	5.1	1	07/19/21 11:05	07/20/21 05:25	75-00-3	
Chloroform	ND	ug/kg	6.6	4.0	1	07/19/21 11:05	07/20/21 05:25	67-66-3	
Chloromethane	ND	ug/kg	13.3	5.6	1	07/19/21 11:05	07/20/21 05:25	74-87-3	
2-Chlorotoluene	ND	ug/kg	6.6	2.3	1	07/19/21 11:05	07/20/21 05:25	95-49-8	
4-Chlorotoluene	ND	ug/kg	6.6	1.2	1	07/19/21 11:05	07/20/21 05:25	106-43-4	
1,2-Dibromo-3-chloropropane	ND	ug/kg	6.6	2.6	1	07/19/21 11:05	07/20/21 05:25	96-12-8	
Dibromochloromethane	ND	ug/kg	6.6	3.7	1	07/19/21 11:05	07/20/21 05:25	124-48-1	
1,2-Dibromoethane (EDB)	ND	ug/kg	6.6	2.9	1	07/19/21 11:05	07/20/21 05:25	106-93-4	
Dibromomethane	ND	ug/kg	6.6	1.4	1	07/19/21 11:05	07/20/21 05:25	74-95-3	
1,2-Dichlorobenzene	ND	ug/kg	6.6	2.4	1	07/19/21 11:05	07/20/21 05:25	95-50-1	
1,3-Dichlorobenzene	ND	ug/kg	6.6	2.1	1	07/19/21 11:05	07/20/21 05:25	541-73-1	
1,4-Dichlorobenzene	ND	ug/kg	6.6	1.7	1	07/19/21 11:05	07/20/21 05:25	106-46-7	
Dichlorodifluoromethane	ND	ug/kg	13.3	2.9	1	07/19/21 11:05	07/20/21 05:25	75-71-8	
1,1-Dichloroethane	ND	ug/kg	6.6	2.7	1	07/19/21 11:05	07/20/21 05:25	75-34-3	
1,2-Dichloroethane	ND	ug/kg	6.6	4.4	1	07/19/21 11:05	07/20/21 05:25	107-06-2	
1,1-Dichloroethene	ND	ug/kg	6.6	2.7	1	07/19/21 11:05	07/20/21 05:25	75-35-4	
cis-1,2-Dichloroethene	ND	ug/kg	6.6	2.3	1	07/19/21 11:05	07/20/21 05:25	156-59-2	
trans-1,2-Dichloroethene	ND	ug/kg	6.6	2.3	1	07/19/21 11:05	07/20/21 05:25	156-60-5	
1,2-Dichloropropane	ND	ug/kg	6.6	2.0	1	07/19/21 11:05	07/20/21 05:25	78-87-5	
1,3-Dichloropropane	ND	ug/kg	6.6	2.1	1	07/19/21 11:05	07/20/21 05:25	142-28-9	
2,2-Dichloropropane	ND	ug/kg	6.6	2.2	1	07/19/21 11:05	07/20/21 05:25	594-20-7	

REPORT OF LABORATORY ANALYSIS

This report shall not be reproduced, except in full,
without the written consent of Pace Analytical Services, LLC.

Pace Analytical Services, LLC
9800 Kincey Ave. Suite 100
Huntersville, NC 28078
(704)875-9092

ANALYTICAL RESULTS

Project: CPC HUNTERSVILLE/CPC21018
Pace Project No.: 92550079

Sample: ACOO 26-28 **Lab ID: 92550079002** Collected: 07/15/21 09:55 Received: 07/16/21 13:00 Matrix: Solid

Results reported on a "dry weight" basis and are adjusted for percent moisture, sample size and any dilutions.

Parameters	Results	Units	Report Limit	MDL	DF	Prepared	Analyzed	CAS No.	Qual
8260D/5035A/5030B Volatiles	Analytical Method: EPA 8260D Preparation Method: EPA 5035A/5030B Pace Analytical Services - Charlotte								
1,1-Dichloropropene	ND	ug/kg	6.6	3.2	1	07/19/21 11:05	07/20/21 05:25	563-58-6	
cis-1,3-Dichloropropene	ND	ug/kg	6.6	1.8	1	07/19/21 11:05	07/20/21 05:25	10061-01-5	
trans-1,3-Dichloropropene	ND	ug/kg	6.6	2.3	1	07/19/21 11:05	07/20/21 05:25	10061-02-6	
Diisopropyl ether	**12.1**	ug/kg	6.6	1.8	1	07/19/21 11:05	07/20/21 05:25	108-20-3	
Ethylbenzene	**192**	ug/kg	6.6	3.1	1	07/19/21 11:05	07/20/21 05:25	100-41-4	
Hexachloro-1,3-butadiene	ND	ug/kg	13.3	10.9	1	07/19/21 11:05	07/20/21 05:25	87-68-3	
2-Hexanone	ND	ug/kg	66.3	6.4	1	07/19/21 11:05	07/20/21 05:25	591-78-6	
Isopropylbenzene (Cumene)	**22.2**	ug/kg	6.6	2.3	1	07/19/21 11:05	07/20/21 05:25	98-82-8	
p-Isopropyltoluene	**28.7**	ug/kg	6.6	3.3	1	07/19/21 11:05	07/20/21 05:25	99-87-6	
Methylene Chloride	ND	ug/kg	26.5	18.2	1	07/19/21 11:05	07/20/21 05:25	75-09-2	
4-Methyl-2-pentanone (MIBK)	ND	ug/kg	66.3	6.4	1	07/19/21 11:05	07/20/21 05:25	108-10-1	
Methyl-tert-butyl ether	ND	ug/kg	6.6	2.5	1	07/19/21 11:05	07/20/21 05:25	1634-04-4	
Naphthalene	**185**	ug/kg	6.6	3.5	1	07/19/21 11:05	07/20/21 05:25	91-20-3	
n-Propylbenzene	ND	ug/kg	6.6	2.4	1	07/19/21 11:05	07/20/21 05:25	103-65-1	
Styrene	**12.1**	ug/kg	6.6	1.8	1	07/19/21 11:05	07/20/21 05:25	100-42-5	
1,1,1,2-Tetrachloroethane	ND	ug/kg	6.6	2.5	1	07/19/21 11:05	07/20/21 05:25	630-20-6	
1,1,2,2-Tetrachloroethane	ND	ug/kg	6.6	1.8	1	07/19/21 11:05	07/20/21 05:25	79-34-5	
Tetrachloroethene	ND	ug/kg	6.6	2.1	1	07/19/21 11:05	07/20/21 05:25	127-18-4	
Toluene	**498**	ug/kg	6.6	1.9	1	07/19/21 11:05	07/20/21 05:25	108-88-3	
1,2,3-Trichlorobenzene	ND	ug/kg	6.6	5.4	1	07/19/21 11:05	07/20/21 05:25	87-61-6	
1,2,4-Trichlorobenzene	ND	ug/kg	6.6	5.6	1	07/19/21 11:05	07/20/21 05:25	120-82-1	
1,1,1-Trichloroethane	ND	ug/kg	6.6	3.4	1	07/19/21 11:05	07/20/21 05:25	71-55-6	
1,1,2-Trichloroethane	ND	ug/kg	6.6	2.2	1	07/19/21 11:05	07/20/21 05:25	79-00-5	
Trichloroethene	ND	ug/kg	6.6	1.7	1	07/19/21 11:05	07/20/21 05:25	79-01-6	
Trichlorofluoromethane	ND	ug/kg	6.6	3.6	1	07/19/21 11:05	07/20/21 05:25	75-69-4	
1,2,3-Trichloropropane	ND	ug/kg	6.6	3.4	1	07/19/21 11:05	07/20/21 05:25	96-18-4	
1,2,4-Trimethylbenzene	**574**	ug/kg	6.6	1.8	1	07/19/21 11:05	07/20/21 05:25	95-63-6	
1,3,5-Trimethylbenzene	**159**	ug/kg	6.6	2.2	1	07/19/21 11:05	07/20/21 05:25	108-67-8	
Vinyl acetate	ND	ug/kg	66.3	4.8	1	07/19/21 11:05	07/20/21 05:25	108-05-4	
Vinyl chloride	ND	ug/kg	13.3	3.4	1	07/19/21 11:05	07/20/21 05:25	75-01-4	
Xylene (Total)	**1180**	ug/kg	13.3	3.8	1	07/19/21 11:05	07/20/21 05:25	1330-20-7	
m&p-Xylene	**781**	ug/kg	13.3	4.5	1	07/19/21 11:05	07/20/21 05:25	179601-23-1	
o-Xylene	**403**	ug/kg	6.6	2.9	1	07/19/21 11:05	07/20/21 05:25	95-47-6	
Surrogates									
Toluene-d8 (S)	99	%	70-130		1	07/19/21 11:05	07/20/21 05:25	2037-26-5	
4-Bromofluorobenzene (S)	96	%	69-134		1	07/19/21 11:05	07/20/21 05:25	460-00-4	
1,2-Dichloroethane-d4 (S)	94	%	70-130		1	07/19/21 11:05	07/20/21 05:25	17060-07-0	
Percent Moisture	Analytical Method: SW-846 Pace Analytical Services - Charlotte								
Percent Moisture	**17.8**	%	0.10	0.10	1		07/16/21 15:54		N2

REPORT OF LABORATORY ANALYSIS

This report shall not be reproduced, except in full,
without the written consent of Pace Analytical Services, LLC.

Pace Analytical Services, LLC
9800 Kincey Ave. Suite 100
Huntersville, NC 28078
(704)875-9092

ANALYTICAL RESULTS

Project: CPC HUNTERSVILLE/CPC21018
Pace Project No.: 92550079

Sample: ACO AO 0-2 **Lab ID: 92550079003** Collected: 07/15/21 11:30 Received: 07/16/21 13:00 Matrix: Solid

Results reported on a "dry weight" basis and are adjusted for percent moisture, sample size and any dilutions.

Parameters	Results	Units	Report Limit	MDL	DF	Prepared	Analyzed	CAS No.	Qual
VPH NC Soil	Analytical Method: MADEP VPH Preparation Method: MADEP VPH Pace Analytical Services - Charlotte								
Total VPH (C5-C12)	**9.1**	mg/kg	3.7	3.7	1	07/21/21 13:12	07/21/21 19:25		N2
Aliphatic (C05-C08)	ND	mg/kg	3.7	3.7	1	07/21/21 13:12	07/21/21 19:25		N2
Aliphatic(C09-C12) Adjusted	ND	mg/kg	3.7	3.7	1	07/21/21 13:12	07/21/21 19:25		N2
Aromatic (C09-C10)	**3.9**	mg/kg	3.7	3.7	1	07/21/21 13:12	07/21/21 19:25		N2
Surrogates									
4-Bromofluorobenzene (FID) (S)	101	%	70-130		1	07/21/21 13:12	07/21/21 19:25	460-00-4	
4-Bromofluorobenzene (PID) (S)	92	%	70-130		1	07/21/21 13:12	07/21/21 19:25	460-00-4	
8260D/5035A/5030B Volatiles	Analytical Method: EPA 8260D Preparation Method: EPA 5035A/5030B Pace Analytical Services - Charlotte								
Acetone	ND	ug/kg	134	43.0	1	07/19/21 11:05	07/20/21 05:44	67-64-1	
Benzene	ND	ug/kg	6.7	2.7	1	07/19/21 11:05	07/20/21 05:44	71-43-2	
Bromobenzene	ND	ug/kg	6.7	2.2	1	07/19/21 11:05	07/20/21 05:44	108-86-1	
Bromochloromethane	ND	ug/kg	6.7	2.0	1	07/19/21 11:05	07/20/21 05:44	74-97-5	
Bromodichloromethane	ND	ug/kg	6.7	2.6	1	07/19/21 11:05	07/20/21 05:44	75-27-4	
Bromoform	ND	ug/kg	6.7	2.4	1	07/19/21 11:05	07/20/21 05:44	75-25-2	
Bromomethane	ND	ug/kg	13.4	10.6	1	07/19/21 11:05	07/20/21 05:44	74-83-9	IK
2-Butanone (MEK)	ND	ug/kg	134	32.1	1	07/19/21 11:05	07/20/21 05:44	78-93-3	
n-Butylbenzene	ND	ug/kg	6.7	3.2	1	07/19/21 11:05	07/20/21 05:44	104-51-8	
sec-Butylbenzene	ND	ug/kg	6.7	2.9	1	07/19/21 11:05	07/20/21 05:44	135-98-8	
tert-Butylbenzene	ND	ug/kg	6.7	2.4	1	07/19/21 11:05	07/20/21 05:44	98-06-6	
Carbon tetrachloride	ND	ug/kg	6.7	2.5	1	07/19/21 11:05	07/20/21 05:44	56-23-5	
Chlorobenzene	ND	ug/kg	6.7	1.3	1	07/19/21 11:05	07/20/21 05:44	108-90-7	
Chloroethane	ND	ug/kg	13.4	5.2	1	07/19/21 11:05	07/20/21 05:44	75-00-3	
Chloroform	ND	ug/kg	6.7	4.1	1	07/19/21 11:05	07/20/21 05:44	67-66-3	
Chloromethane	ND	ug/kg	13.4	5.6	1	07/19/21 11:05	07/20/21 05:44	74-87-3	
2-Chlorotoluene	ND	ug/kg	6.7	2.4	1	07/19/21 11:05	07/20/21 05:44	95-49-8	
4-Chlorotoluene	ND	ug/kg	6.7	1.2	1	07/19/21 11:05	07/20/21 05:44	106-43-4	
1,2-Dibromo-3-chloropropane	ND	ug/kg	6.7	2.6	1	07/19/21 11:05	07/20/21 05:44	96-12-8	
Dibromochloromethane	ND	ug/kg	6.7	3.8	1	07/19/21 11:05	07/20/21 05:44	124-48-1	
1,2-Dibromoethane (EDB)	ND	ug/kg	6.7	2.9	1	07/19/21 11:05	07/20/21 05:44	106-93-4	
Dibromomethane	ND	ug/kg	6.7	1.4	1	07/19/21 11:05	07/20/21 05:44	74-95-3	
1,2-Dichlorobenzene	ND	ug/kg	6.7	2.4	1	07/19/21 11:05	07/20/21 05:44	95-50-1	
1,3-Dichlorobenzene	ND	ug/kg	6.7	2.1	1	07/19/21 11:05	07/20/21 05:44	541-73-1	
1,4-Dichlorobenzene	ND	ug/kg	6.7	1.7	1	07/19/21 11:05	07/20/21 05:44	106-46-7	
Dichlorodifluoromethane	ND	ug/kg	13.4	2.9	1	07/19/21 11:05	07/20/21 05:44	75-71-8	
1,1-Dichloroethane	ND	ug/kg	6.7	2.8	1	07/19/21 11:05	07/20/21 05:44	75-34-3	
1,2-Dichloroethane	ND	ug/kg	6.7	4.4	1	07/19/21 11:05	07/20/21 05:44	107-06-2	
1,1-Dichloroethene	ND	ug/kg	6.7	2.8	1	07/19/21 11:05	07/20/21 05:44	75-35-4	
cis-1,2-Dichloroethene	ND	ug/kg	6.7	2.3	1	07/19/21 11:05	07/20/21 05:44	156-59-2	
trans-1,2-Dichloroethene	ND	ug/kg	6.7	2.3	1	07/19/21 11:05	07/20/21 05:44	156-60-5	
1,2-Dichloropropane	ND	ug/kg	6.7	2.0	1	07/19/21 11:05	07/20/21 05:44	78-87-5	
1,3-Dichloropropane	ND	ug/kg	6.7	2.1	1	07/19/21 11:05	07/20/21 05:44	142-28-9	
2,2-Dichloropropane	ND	ug/kg	6.7	2.2	1	07/19/21 11:05	07/20/21 05:44	594-20-7	

REPORT OF LABORATORY ANALYSIS

This report shall not be reproduced, except in full,
without the written consent of Pace Analytical Services, LLC.

Pace Analytical Services, LLC
9800 Kincey Ave. Suite 100
Huntersville, NC 28078
(704)875-9092

ANALYTICAL RESULTS

Project: CPC HUNTERSVILLE/CPC21018
Pace Project No.: 92550079

Sample: ACO AO 0-2 **Lab ID: 92550079003** Collected: 07/15/21 11:30 Received: 07/16/21 13:00 Matrix: Solid

Results reported on a "dry weight" basis and are adjusted for percent moisture, sample size and any dilutions.

Parameters	Results	Units	Report Limit	MDL	DF	Prepared	Analyzed	CAS No.	Qual
8260D/5035A/5030B Volatiles	Analytical Method: EPA 8260D Preparation Method: EPA 5035A/5030B Pace Analytical Services - Charlotte								
1,1-Dichloropropene	ND	ug/kg	6.7	3.2	1	07/19/21 11:05	07/20/21 05:44	563-58-6	
cis-1,3-Dichloropropene	ND	ug/kg	6.7	1.8	1	07/19/21 11:05	07/20/21 05:44	10061-01-5	
trans-1,3-Dichloropropene	ND	ug/kg	6.7	2.3	1	07/19/21 11:05	07/20/21 05:44	10061-02-6	
Diisopropyl ether	ND	ug/kg	6.7	1.8	1	07/19/21 11:05	07/20/21 05:44	108-20-3	
Ethylbenzene	ND	ug/kg	6.7	3.1	1	07/19/21 11:05	07/20/21 05:44	100-41-4	
Hexachloro-1,3-butadiene	ND	ug/kg	13.4	11.0	1	07/19/21 11:05	07/20/21 05:44	87-68-3	
2-Hexanone	ND	ug/kg	66.9	6.5	1	07/19/21 11:05	07/20/21 05:44	591-78-6	
Isopropylbenzene (Cumene)	ND	ug/kg	6.7	2.3	1	07/19/21 11:05	07/20/21 05:44	98-82-8	
p-Isopropyltoluene	**31.5**	ug/kg	6.7	3.3	1	07/19/21 11:05	07/20/21 05:44	99-87-6	
Methylene Chloride	ND	ug/kg	26.8	18.3	1	07/19/21 11:05	07/20/21 05:44	75-09-2	
4-Methyl-2-pentanone (MIBK)	ND	ug/kg	66.9	6.5	1	07/19/21 11:05	07/20/21 05:44	108-10-1	
Methyl-tert-butyl ether	ND	ug/kg	6.7	2.5	1	07/19/21 11:05	07/20/21 05:44	1634-04-4	
Naphthalene	ND	ug/kg	6.7	3.5	1	07/19/21 11:05	07/20/21 05:44	91-20-3	
n-Propylbenzene	ND	ug/kg	6.7	2.4	1	07/19/21 11:05	07/20/21 05:44	103-65-1	
Styrene	ND	ug/kg	6.7	1.8	1	07/19/21 11:05	07/20/21 05:44	100-42-5	
1,1,1,2-Tetrachloroethane	ND	ug/kg	6.7	2.6	1	07/19/21 11:05	07/20/21 05:44	630-20-6	
1,1,2,2-Tetrachloroethane	ND	ug/kg	6.7	1.8	1	07/19/21 11:05	07/20/21 05:44	79-34-5	
Tetrachloroethene	ND	ug/kg	6.7	2.1	1	07/19/21 11:05	07/20/21 05:44	127-18-4	
Toluene	**6.7**	ug/kg	6.7	1.9	1	07/19/21 11:05	07/20/21 05:44	108-88-3	
1,2,3-Trichlorobenzene	ND	ug/kg	6.7	5.4	1	07/19/21 11:05	07/20/21 05:44	87-61-6	
1,2,4-Trichlorobenzene	ND	ug/kg	6.7	5.6	1	07/19/21 11:05	07/20/21 05:44	120-82-1	
1,1,1-Trichloroethane	ND	ug/kg	6.7	3.5	1	07/19/21 11:05	07/20/21 05:44	71-55-6	
1,1,2-Trichloroethane	ND	ug/kg	6.7	2.2	1	07/19/21 11:05	07/20/21 05:44	79-00-5	
Trichloroethene	ND	ug/kg	6.7	1.7	1	07/19/21 11:05	07/20/21 05:44	79-01-6	
Trichlorofluoromethane	ND	ug/kg	6.7	3.7	1	07/19/21 11:05	07/20/21 05:44	75-69-4	
1,2,3-Trichloropropane	ND	ug/kg	6.7	3.4	1	07/19/21 11:05	07/20/21 05:44	96-18-4	
1,2,4-Trimethylbenzene	**4.4J**	ug/kg	6.7	1.8	1	07/19/21 11:05	07/20/21 05:44	95-63-6	B
1,3,5-Trimethylbenzene	ND	ug/kg	6.7	2.2	1	07/19/21 11:05	07/20/21 05:44	108-67-8	
Vinyl acetate	ND	ug/kg	66.9	4.9	1	07/19/21 11:05	07/20/21 05:44	108-05-4	
Vinyl chloride	ND	ug/kg	13.4	3.4	1	07/19/21 11:05	07/20/21 05:44	75-01-4	
Xylene (Total)	ND	ug/kg	13.4	3.8	1	07/19/21 11:05	07/20/21 05:44	1330-20-7	
m&p-Xylene	ND	ug/kg	13.4	4.6	1	07/19/21 11:05	07/20/21 05:44	179601-23-1	
o-Xylene	ND	ug/kg	6.7	3.0	1	07/19/21 11:05	07/20/21 05:44	95-47-6	
Surrogates									
Toluene-d8 (S)	99	%	70-130		1	07/19/21 11:05	07/20/21 05:44	2037-26-5	
4-Bromofluorobenzene (S)	96	%	69-134		1	07/19/21 11:05	07/20/21 05:44	460-00-4	
1,2-Dichloroethane-d4 (S)	95	%	70-130		1	07/19/21 11:05	07/20/21 05:44	17060-07-0	
Percent Moisture	Analytical Method: SW-846 Pace Analytical Services - Charlotte								
Percent Moisture	**21.3**	%	0.10	0.10	1		07/16/21 15:54		N2

REPORT OF LABORATORY ANALYSIS

This report shall not be reproduced, except in full,
without the written consent of Pace Analytical Services, LLC.

Pace Analytical Services, LLC
9800 Kincey Ave. Suite 100
Huntersville, NC 28078
(704)875-9092

ANALYTICAL RESULTS

Project: CPC HUNTERSVILLE/CPC21018
Pace Project No.: 92550079

Sample: ACO AO 8-10 **Lab ID: 92550079004** Collected: 07/15/21 11:35 Received: 07/16/21 13:00 Matrix: Solid

Results reported on a "dry weight" basis and are adjusted for percent moisture, sample size and any dilutions.

Parameters	Results	Units	Report Limit	MDL	DF	Prepared	Analyzed	CAS No.	Qual
VPH NC Soil	Analytical Method: MADEP VPH Preparation Method: MADEP VPH Pace Analytical Services - Charlotte								
Total VPH (C5-C12)	ND	mg/kg	3.9	3.9	1	07/20/21 11:39	07/21/21 08:29		N2
Aliphatic (C05-C08)	ND	mg/kg	3.9	3.9	1	07/20/21 11:39	07/21/21 08:29		N2
Aliphatic(C09-C12) Adjusted	ND	mg/kg	3.9	3.9	1	07/20/21 11:39	07/21/21 08:29		N2
Aromatic (C09-C10)	ND	mg/kg	3.9	3.9	1	07/20/21 11:39	07/21/21 08:29		N2
Surrogates									
4-Bromofluorobenzene (FID) (S)	96	%	70-130		1	07/20/21 11:39	07/21/21 08:29	460-00-4	
4-Bromofluorobenzene (PID) (S)	88	%	70-130		1	07/20/21 11:39	07/21/21 08:29	460-00-4	
8260D/5035A/5030B Volatiles	Analytical Method: EPA 8260D Preparation Method: EPA 5035A/5030B Pace Analytical Services - Charlotte								
Acetone	ND	ug/kg	148	47.4	1	07/19/21 11:05	07/20/21 06:02	67-64-1	
Benzene	ND	ug/kg	7.4	2.9	1	07/19/21 11:05	07/20/21 06:02	71-43-2	
Bromobenzene	ND	ug/kg	7.4	2.4	1	07/19/21 11:05	07/20/21 06:02	108-86-1	
Bromochloromethane	ND	ug/kg	7.4	2.2	1	07/19/21 11:05	07/20/21 06:02	74-97-5	
Bromodichloromethane	ND	ug/kg	7.4	2.9	1	07/19/21 11:05	07/20/21 06:02	75-27-4	
Bromoform	ND	ug/kg	7.4	2.6	1	07/19/21 11:05	07/20/21 06:02	75-25-2	
Bromomethane	ND	ug/kg	14.8	11.7	1	07/19/21 11:05	07/20/21 06:02	74-83-9	IK
2-Butanone (MEK)	ND	ug/kg	148	35.5	1	07/19/21 11:05	07/20/21 06:02	78-93-3	
n-Butylbenzene	ND	ug/kg	7.4	3.5	1	07/19/21 11:05	07/20/21 06:02	104-51-8	
sec-Butylbenzene	ND	ug/kg	7.4	3.2	1	07/19/21 11:05	07/20/21 06:02	135-98-8	
tert-Butylbenzene	ND	ug/kg	7.4	2.6	1	07/19/21 11:05	07/20/21 06:02	98-06-6	
Carbon tetrachloride	ND	ug/kg	7.4	2.8	1	07/19/21 11:05	07/20/21 06:02	56-23-5	
Chlorobenzene	ND	ug/kg	7.4	1.4	1	07/19/21 11:05	07/20/21 06:02	108-90-7	
Chloroethane	ND	ug/kg	14.8	5.7	1	07/19/21 11:05	07/20/21 06:02	75-00-3	
Chloroform	ND	ug/kg	7.4	4.5	1	07/19/21 11:05	07/20/21 06:02	67-66-3	
Chloromethane	ND	ug/kg	14.8	6.2	1	07/19/21 11:05	07/20/21 06:02	74-87-3	
2-Chlorotoluene	ND	ug/kg	7.4	2.6	1	07/19/21 11:05	07/20/21 06:02	95-49-8	
4-Chlorotoluene	ND	ug/kg	7.4	1.3	1	07/19/21 11:05	07/20/21 06:02	106-43-4	
1,2-Dibromo-3-chloropropane	ND	ug/kg	7.4	2.9	1	07/19/21 11:05	07/20/21 06:02	96-12-8	
Dibromochloromethane	ND	ug/kg	7.4	4.2	1	07/19/21 11:05	07/20/21 06:02	124-48-1	
1,2-Dibromoethane (EDB)	ND	ug/kg	7.4	3.2	1	07/19/21 11:05	07/20/21 06:02	106-93-4	
Dibromomethane	ND	ug/kg	7.4	1.6	1	07/19/21 11:05	07/20/21 06:02	74-95-3	
1,2-Dichlorobenzene	ND	ug/kg	7.4	2.7	1	07/19/21 11:05	07/20/21 06:02	95-50-1	
1,3-Dichlorobenzene	ND	ug/kg	7.4	2.3	1	07/19/21 11:05	07/20/21 06:02	541-73-1	
1,4-Dichlorobenzene	ND	ug/kg	7.4	1.9	1	07/19/21 11:05	07/20/21 06:02	106-46-7	
Dichlorodifluoromethane	ND	ug/kg	14.8	3.2	1	07/19/21 11:05	07/20/21 06:02	75-71-8	
1,1-Dichloroethane	ND	ug/kg	7.4	3.0	1	07/19/21 11:05	07/20/21 06:02	75-34-3	
1,2-Dichloroethane	ND	ug/kg	7.4	4.9	1	07/19/21 11:05	07/20/21 06:02	107-06-2	
1,1-Dichloroethene	ND	ug/kg	7.4	3.0	1	07/19/21 11:05	07/20/21 06:02	75-35-4	
cis-1,2-Dichloroethene	ND	ug/kg	7.4	2.5	1	07/19/21 11:05	07/20/21 06:02	156-59-2	
trans-1,2-Dichloroethene	ND	ug/kg	7.4	2.6	1	07/19/21 11:05	07/20/21 06:02	156-60-5	
1,2-Dichloropropane	ND	ug/kg	7.4	2.2	1	07/19/21 11:05	07/20/21 06:02	78-87-5	
1,3-Dichloropropane	ND	ug/kg	7.4	2.3	1	07/19/21 11:05	07/20/21 06:02	142-28-9	
2,2-Dichloropropane	ND	ug/kg	7.4	2.4	1	07/19/21 11:05	07/20/21 06:02	594-20-7	

This report shall not be reproduced, except in full,
without the written consent of Pace Analytical Services, LLC.

Pace Analytical Services, LLC
9800 Kincey Ave. Suite 100
Huntersville, NC 28078
(704)875-9092

ANALYTICAL RESULTS

Project: CPC HUNTERSVILLE/CPC21018
Pace Project No.: 92550079

Sample: ACO AO 8-10 **Lab ID: 92550079004** Collected: 07/15/21 11:35 Received: 07/16/21 13:00 Matrix: Solid

Results reported on a "dry weight" basis and are adjusted for percent moisture, sample size and any dilutions.

Parameters	Results	Units	Report Limit	MDL	DF	Prepared	Analyzed	CAS No.	Qual
8260D/5035A/5030B Volatiles	Analytical Method: EPA 8260D Preparation Method: EPA 5035A/5030B Pace Analytical Services - Charlotte								
1,1-Dichloropropene	ND	ug/kg	7.4	3.5	1	07/19/21 11:05	07/20/21 06:02	563-58-6	
cis-1,3-Dichloropropene	ND	ug/kg	7.4	2.0	1	07/19/21 11:05	07/20/21 06:02	10061-01-5	
trans-1,3-Dichloropropene	ND	ug/kg	7.4	2.5	1	07/19/21 11:05	07/20/21 06:02	10061-02-6	
Diisopropyl ether	ND	ug/kg	7.4	2.0	1	07/19/21 11:05	07/20/21 06:02	108-20-3	
Ethylbenzene	ND	ug/kg	7.4	3.4	1	07/19/21 11:05	07/20/21 06:02	100-41-4	
Hexachloro-1,3-butadiene	ND	ug/kg	14.8	12.1	1	07/19/21 11:05	07/20/21 06:02	87-68-3	
2-Hexanone	ND	ug/kg	73.9	7.1	1	07/19/21 11:05	07/20/21 06:02	591-78-6	
Isopropylbenzene (Cumene)	ND	ug/kg	7.4	2.5	1	07/19/21 11:05	07/20/21 06:02	98-82-8	
p-Isopropyltoluene	**18.6**	ug/kg	7.4	3.6	1	07/19/21 11:05	07/20/21 06:02	99-87-6	
Methylene Chloride	ND	ug/kg	29.5	20.2	1	07/19/21 11:05	07/20/21 06:02	75-09-2	
4-Methyl-2-pentanone (MIBK)	ND	ug/kg	73.9	7.1	1	07/19/21 11:05	07/20/21 06:02	108-10-1	
Methyl-tert-butyl ether	ND	ug/kg	7.4	2.8	1	07/19/21 11:05	07/20/21 06:02	1634-04-4	
Naphthalene	ND	ug/kg	7.4	3.9	1	07/19/21 11:05	07/20/21 06:02	91-20-3	
n-Propylbenzene	ND	ug/kg	7.4	2.6	1	07/19/21 11:05	07/20/21 06:02	103-65-1	
Styrene	ND	ug/kg	7.4	1.9	1	07/19/21 11:05	07/20/21 06:02	100-42-5	
1,1,1,2-Tetrachloroethane	ND	ug/kg	7.4	2.8	1	07/19/21 11:05	07/20/21 06:02	630-20-6	
1,1,2,2-Tetrachloroethane	ND	ug/kg	7.4	1.9	1	07/19/21 11:05	07/20/21 06:02	79-34-5	
Tetrachloroethene	ND	ug/kg	7.4	2.3	1	07/19/21 11:05	07/20/21 06:02	127-18-4	
Toluene	**8.8**	ug/kg	7.4	2.1	1	07/19/21 11:05	07/20/21 06:02	108-88-3	
1,2,3-Trichlorobenzene	ND	ug/kg	7.4	6.0	1	07/19/21 11:05	07/20/21 06:02	87-61-6	
1,2,4-Trichlorobenzene	ND	ug/kg	7.4	6.2	1	07/19/21 11:05	07/20/21 06:02	120-82-1	
1,1,1-Trichloroethane	ND	ug/kg	7.4	3.8	1	07/19/21 11:05	07/20/21 06:02	71-55-6	
1,1,2-Trichloroethane	ND	ug/kg	7.4	2.5	1	07/19/21 11:05	07/20/21 06:02	79-00-5	
Trichloroethene	ND	ug/kg	7.4	1.9	1	07/19/21 11:05	07/20/21 06:02	79-01-6	
Trichlorofluoromethane	ND	ug/kg	7.4	4.1	1	07/19/21 11:05	07/20/21 06:02	75-69-4	
1,2,3-Trichloropropane	ND	ug/kg	7.4	3.7	1	07/19/21 11:05	07/20/21 06:02	96-18-4	
1,2,4-Trimethylbenzene	**8.7**	ug/kg	7.4	2.0	1	07/19/21 11:05	07/20/21 06:02	95-63-6	B
1,3,5-Trimethylbenzene	ND	ug/kg	7.4	2.5	1	07/19/21 11:05	07/20/21 06:02	108-67-8	
Vinyl acetate	ND	ug/kg	73.9	5.4	1	07/19/21 11:05	07/20/21 06:02	108-05-4	
Vinyl chloride	ND	ug/kg	14.8	3.8	1	07/19/21 11:05	07/20/21 06:02	75-01-4	
Xylene (Total)	ND	ug/kg	14.8	4.2	1	07/19/21 11:05	07/20/21 06:02	1330-20-7	
m&p-Xylene	ND	ug/kg	14.8	5.1	1	07/19/21 11:05	07/20/21 06:02	179601-23-1	
o-Xylene	ND	ug/kg	7.4	3.3	1	07/19/21 11:05	07/20/21 06:02	95-47-6	
Surrogates									
Toluene-d8 (S)	97	%	70-130		1	07/19/21 11:05	07/20/21 06:02	2037-26-5	
4-Bromofluorobenzene (S)	96	%	69-134		1	07/19/21 11:05	07/20/21 06:02	460-00-4	
1,2-Dichloroethane-d4 (S)	96	%	70-130		1	07/19/21 11:05	07/20/21 06:02	17060-07-0	
Percent Moisture	Analytical Method: SW-846 Pace Analytical Services - Charlotte								
Percent Moisture	**21.5**	%	0.10	0.10	1		07/16/21 15:54		N2

REPORT OF LABORATORY ANALYSIS

This report shall not be reproduced, except in full,
without the written consent of Pace Analytical Services, LLC.

Pace Analytical Services, LLC
9800 Kincey Ave. Suite 100
Huntersville, NC 28078
(704)875-9092

ANALYTICAL RESULTS

Project: CPC HUNTERSVILLE/CPC21018
Pace Project No.: 92550079

Sample: ADOO 0-2 **Lab ID: 92550079005** Collected: 07/15/21 13:45 Received: 07/16/21 13:00 Matrix: Solid

Results reported on a "dry weight" basis and are adjusted for percent moisture, sample size and any dilutions.

Parameters	Results	Units	Report Limit	MDL	DF	Prepared	Analyzed	CAS No.	Qual
VPH NC Soil	Analytical Method: MADEP VPH Preparation Method: MADEP VPH Pace Analytical Services - Charlotte								
Total VPH (C5-C12)	**5.4**	mg/kg	3.6	3.6	1	07/20/21 11:39	07/21/21 08:58		N2
Aliphatic (C05-C08)	ND	mg/kg	3.6	3.6	1	07/20/21 11:39	07/21/21 08:58		N2
Aliphatic(C09-C12) Adjusted	ND	mg/kg	3.6	3.6	1	07/20/21 11:39	07/21/21 08:58		N2
Aromatic (C09-C10)	ND	mg/kg	3.6	3.6	1	07/20/21 11:39	07/21/21 08:58		N2
Surrogates									
4-Bromofluorobenzene (FID) (S)	97	%	70-130		1	07/20/21 11:39	07/21/21 08:58	460-00-4	
4-Bromofluorobenzene (PID) (S)	86	%	70-130		1	07/20/21 11:39	07/21/21 08:58	460-00-4	
8260D/5035A/5030B Volatiles	Analytical Method: EPA 8260D Preparation Method: EPA 5035A/5030B Pace Analytical Services - Charlotte								
Acetone	ND	ug/kg	139	44.5	1	07/19/21 11:05	07/20/21 06:21	67-64-1	
Benzene	ND	ug/kg	6.9	2.8	1	07/19/21 11:05	07/20/21 06:21	71-43-2	
Bromobenzene	ND	ug/kg	6.9	2.3	1	07/19/21 11:05	07/20/21 06:21	108-86-1	
Bromochloromethane	ND	ug/kg	6.9	2.1	1	07/19/21 11:05	07/20/21 06:21	74-97-5	
Bromodichloromethane	ND	ug/kg	6.9	2.7	1	07/19/21 11:05	07/20/21 06:21	75-27-4	
Bromoform	ND	ug/kg	6.9	2.4	1	07/19/21 11:05	07/20/21 06:21	75-25-2	
Bromomethane	ND	ug/kg	13.9	11.0	1	07/19/21 11:05	07/20/21 06:21	74-83-9	IK
2-Butanone (MEK)	ND	ug/kg	139	33.3	1	07/19/21 11:05	07/20/21 06:21	78-93-3	
n-Butylbenzene	**30.8**	ug/kg	6.9	3.3	1	07/19/21 11:05	07/20/21 06:21	104-51-8	
sec-Butylbenzene	ND	ug/kg	6.9	3.1	1	07/19/21 11:05	07/20/21 06:21	135-98-8	
tert-Butylbenzene	ND	ug/kg	6.9	2.5	1	07/19/21 11:05	07/20/21 06:21	98-06-6	
Carbon tetrachloride	ND	ug/kg	6.9	2.6	1	07/19/21 11:05	07/20/21 06:21	56-23-5	
Chlorobenzene	ND	ug/kg	6.9	1.3	1	07/19/21 11:05	07/20/21 06:21	108-90-7	
Chloroethane	ND	ug/kg	13.9	5.4	1	07/19/21 11:05	07/20/21 06:21	75-00-3	
Chloroform	ND	ug/kg	6.9	4.2	1	07/19/21 11:05	07/20/21 06:21	67-66-3	
Chloromethane	ND	ug/kg	13.9	5.8	1	07/19/21 11:05	07/20/21 06:21	74-87-3	
2-Chlorotoluene	ND	ug/kg	6.9	2.5	1	07/19/21 11:05	07/20/21 06:21	95-49-8	
4-Chlorotoluene	ND	ug/kg	6.9	1.2	1	07/19/21 11:05	07/20/21 06:21	106-43-4	
1,2-Dibromo-3-chloropropane	ND	ug/kg	6.9	2.7	1	07/19/21 11:05	07/20/21 06:21	96-12-8	
Dibromochloromethane	ND	ug/kg	6.9	3.9	1	07/19/21 11:05	07/20/21 06:21	124-48-1	
1,2-Dibromoethane (EDB)	ND	ug/kg	6.9	3.1	1	07/19/21 11:05	07/20/21 06:21	106-93-4	
Dibromomethane	ND	ug/kg	6.9	1.5	1	07/19/21 11:05	07/20/21 06:21	74-95-3	
1,2-Dichlorobenzene	ND	ug/kg	6.9	2.5	1	07/19/21 11:05	07/20/21 06:21	95-50-1	
1,3-Dichlorobenzene	ND	ug/kg	6.9	2.2	1	07/19/21 11:05	07/20/21 06:21	541-73-1	
1,4-Dichlorobenzene	ND	ug/kg	6.9	1.8	1	07/19/21 11:05	07/20/21 06:21	106-46-7	
Dichlorodifluoromethane	ND	ug/kg	13.9	3.0	1	07/19/21 11:05	07/20/21 06:21	75-71-8	
1,1-Dichloroethane	ND	ug/kg	6.9	2.9	1	07/19/21 11:05	07/20/21 06:21	75-34-3	
1,2-Dichloroethane	ND	ug/kg	6.9	4.6	1	07/19/21 11:05	07/20/21 06:21	107-06-2	
1,1-Dichloroethene	ND	ug/kg	6.9	2.9	1	07/19/21 11:05	07/20/21 06:21	75-35-4	
cis-1,2-Dichloroethene	ND	ug/kg	6.9	2.4	1	07/19/21 11:05	07/20/21 06:21	156-59-2	
trans-1,2-Dichloroethene	ND	ug/kg	6.9	2.4	1	07/19/21 11:05	07/20/21 06:21	156-60-5	
1,2-Dichloropropane	ND	ug/kg	6.9	2.1	1	07/19/21 11:05	07/20/21 06:21	78-87-5	
1,3-Dichloropropane	ND	ug/kg	6.9	2.2	1	07/19/21 11:05	07/20/21 06:21	142-28-9	
2,2-Dichloropropane	ND	ug/kg	6.9	2.3	1	07/19/21 11:05	07/20/21 06:21	594-20-7	

REPORT OF LABORATORY ANALYSIS

This report shall not be reproduced, except in full,
without the written consent of Pace Analytical Services, LLC.

Pace Analytical Services, LLC
9800 Kincey Ave. Suite 100
Huntersville, NC 28078
(704)875-9092

ANALYTICAL RESULTS

Project: CPC HUNTERSVILLE/CPC21018
Pace Project No.: 92550079

Sample: ADOO 0-2 **Lab ID: 92550079005** Collected: 07/15/21 13:45 Received: 07/16/21 13:00 Matrix: Solid

Results reported on a "dry weight" basis and are adjusted for percent moisture, sample size and any dilutions.

Parameters	Results	Units	Report Limit	MDL	DF	Prepared	Analyzed	CAS No.	Qual
8260D/5035A/5030B Volatiles	Analytical Method: EPA 8260D Preparation Method: EPA 5035A/5030B Pace Analytical Services - Charlotte								
1,1-Dichloropropene	ND	ug/kg	6.9	3.3	1	07/19/21 11:05	07/20/21 06:21	563-58-6	
cis-1,3-Dichloropropene	ND	ug/kg	6.9	1.9	1	07/19/21 11:05	07/20/21 06:21	10061-01-5	
trans-1,3-Dichloropropene	ND	ug/kg	6.9	2.4	1	07/19/21 11:05	07/20/21 06:21	10061-02-6	
Diisopropyl ether	ND	ug/kg	6.9	1.9	1	07/19/21 11:05	07/20/21 06:21	108-20-3	
Ethylbenzene	ND	ug/kg	6.9	3.2	1	07/19/21 11:05	07/20/21 06:21	100-41-4	
Hexachloro-1,3-butadiene	ND	ug/kg	13.9	11.3	1	07/19/21 11:05	07/20/21 06:21	87-68-3	
2-Hexanone	ND	ug/kg	69.4	6.7	1	07/19/21 11:05	07/20/21 06:21	591-78-6	
Isopropylbenzene (Cumene)	ND	ug/kg	6.9	2.4	1	07/19/21 11:05	07/20/21 06:21	98-82-8	
p-Isopropyltoluene	**343**	ug/kg	6.9	3.4	1	07/19/21 11:05	07/20/21 06:21	99-87-6	
Methylene Chloride	ND	ug/kg	27.7	19.0	1	07/19/21 11:05	07/20/21 06:21	75-09-2	
4-Methyl-2-pentanone (MIBK)	ND	ug/kg	69.4	6.7	1	07/19/21 11:05	07/20/21 06:21	108-10-1	
Methyl-tert-butyl ether	ND	ug/kg	6.9	2.6	1	07/19/21 11:05	07/20/21 06:21	1634-04-4	
Naphthalene	ND	ug/kg	6.9	3.6	1	07/19/21 11:05	07/20/21 06:21	91-20-3	
n-Propylbenzene	ND	ug/kg	6.9	2.5	1	07/19/21 11:05	07/20/21 06:21	103-65-1	
Styrene	ND	ug/kg	6.9	1.8	1	07/19/21 11:05	07/20/21 06:21	100-42-5	
1,1,1,2-Tetrachloroethane	ND	ug/kg	6.9	2.7	1	07/19/21 11:05	07/20/21 06:21	630-20-6	
1,1,2,2-Tetrachloroethane	ND	ug/kg	6.9	1.8	1	07/19/21 11:05	07/20/21 06:21	79-34-5	
Tetrachloroethene	ND	ug/kg	6.9	2.2	1	07/19/21 11:05	07/20/21 06:21	127-18-4	
Toluene	**4.8J**	ug/kg	6.9	2.0	1	07/19/21 11:05	07/20/21 06:21	108-88-3	
1,2,3-Trichlorobenzene	ND	ug/kg	6.9	5.6	1	07/19/21 11:05	07/20/21 06:21	87-61-6	
1,2,4-Trichlorobenzene	ND	ug/kg	6.9	5.8	1	07/19/21 11:05	07/20/21 06:21	120-82-1	
1,1,1-Trichloroethane	ND	ug/kg	6.9	3.6	1	07/19/21 11:05	07/20/21 06:21	71-55-6	
1,1,2-Trichloroethane	ND	ug/kg	6.9	2.3	1	07/19/21 11:05	07/20/21 06:21	79-00-5	
Trichloroethene	ND	ug/kg	6.9	1.8	1	07/19/21 11:05	07/20/21 06:21	79-01-6	
Trichlorofluoromethane	ND	ug/kg	6.9	3.8	1	07/19/21 11:05	07/20/21 06:21	75-69-4	
1,2,3-Trichloropropane	ND	ug/kg	6.9	3.5	1	07/19/21 11:05	07/20/21 06:21	96-18-4	
1,2,4-Trimethylbenzene	ND	ug/kg	6.9	1.9	1	07/19/21 11:05	07/20/21 06:21	95-63-6	
1,3,5-Trimethylbenzene	ND	ug/kg	6.9	2.3	1	07/19/21 11:05	07/20/21 06:21	108-67-8	
Vinyl acetate	ND	ug/kg	69.4	5.0	1	07/19/21 11:05	07/20/21 06:21	108-05-4	
Vinyl chloride	ND	ug/kg	13.9	3.5	1	07/19/21 11:05	07/20/21 06:21	75-01-4	
Xylene (Total)	ND	ug/kg	13.9	4.0	1	07/19/21 11:05	07/20/21 06:21	1330-20-7	
m&p-Xylene	ND	ug/kg	13.9	4.7	1	07/19/21 11:05	07/20/21 06:21	179601-23-1	
o-Xylene	ND	ug/kg	6.9	3.1	1	07/19/21 11:05	07/20/21 06:21	95-47-6	
Surrogates									
Toluene-d8 (S)	100	%	70-130		1	07/19/21 11:05	07/20/21 06:21	2037-26-5	
4-Bromofluorobenzene (S)	98	%	69-134		1	07/19/21 11:05	07/20/21 06:21	460-00-4	
1,2-Dichloroethane-d4 (S)	97	%	70-130		1	07/19/21 11:05	07/20/21 06:21	17060-07-0	
Percent Moisture	Analytical Method: SW-846 Pace Analytical Services - Charlotte								
Percent Moisture	**20.0**	%	0.10	0.10	1		07/16/21 15:54		N2

REPORT OF LABORATORY ANALYSIS

This report shall not be reproduced, except in full,
without the written consent of Pace Analytical Services, LLC.

Pace Analytical Services, LLC
9800 Kincey Ave. Suite 100
Huntersville, NC 28078
(704)875-9092

ANALYTICAL RESULTS

Project: CPC HUNTERSVILLE/CPC21018
Pace Project No.: 92550079

Sample: ADOO 24-26 **Lab ID: 92550079006** Collected: 07/15/21 13:45 Received: 07/16/21 13:00 Matrix: Solid

Results reported on a "dry weight" basis and are adjusted for percent moisture, sample size and any dilutions.

Parameters	Results	Units	Report Limit	MDL	DF	Prepared	Analyzed	CAS No.	Qual
VPH NC Soil	Analytical Method: MADEP VPH Preparation Method: MADEP VPH Pace Analytical Services - Charlotte								
Total VPH (C5-C12)	**70.9**	mg/kg	3.0	3.0	1	07/20/21 11:39	07/21/21 09:26		N2
Aliphatic (C05-C08)	**43.2**	mg/kg	3.0	3.0	1	07/20/21 11:39	07/21/21 09:26		N2
Aliphatic(C09-C12) Adjusted	**19.2**	mg/kg	3.0	3.0	1	07/20/21 11:39	07/21/21 09:26		N2
Aromatic (C09-C10)	**8.5**	mg/kg	3.0	3.0	1	07/20/21 11:39	07/21/21 09:26		N2
Surrogates									
4-Bromofluorobenzene (FID) (S)	100	%	70-130		1	07/20/21 11:39	07/21/21 09:26	460-00-4	
4-Bromofluorobenzene (PID) (S)	87	%	70-130		1	07/20/21 11:39	07/21/21 09:26	460-00-4	
8260D/5035A/5030B Volatiles	Analytical Method: EPA 8260D Preparation Method: EPA 5035A/5030B Pace Analytical Services - Charlotte								
Acetone	ND	ug/kg	121	38.7	1	07/20/21 10:24	07/20/21 14:56	67-64-1	
Benzene	**51.9**	ug/kg	6.0	2.4	1	07/20/21 10:24	07/20/21 14:56	71-43-2	
Bromobenzene	ND	ug/kg	6.0	2.0	1	07/20/21 10:24	07/20/21 14:56	108-86-1	
Bromochloromethane	ND	ug/kg	6.0	1.8	1	07/20/21 10:24	07/20/21 14:56	74-97-5	
Bromodichloromethane	ND	ug/kg	6.0	2.3	1	07/20/21 10:24	07/20/21 14:56	75-27-4	
Bromoform	ND	ug/kg	6.0	2.1	1	07/20/21 10:24	07/20/21 14:56	75-25-2	
Bromomethane	ND	ug/kg	12.1	9.5	1	07/20/21 10:24	07/20/21 14:56	74-83-9	IK
2-Butanone (MEK)	ND	ug/kg	121	29.0	1	07/20/21 10:24	07/20/21 14:56	78-93-3	
n-Butylbenzene	**63.3**	ug/kg	6.0	2.8	1	07/20/21 10:24	07/20/21 14:56	104-51-8	
sec-Butylbenzene	ND	ug/kg	6.0	2.7	1	07/20/21 10:24	07/20/21 14:56	135-98-8	
tert-Butylbenzene	ND	ug/kg	6.0	2.1	1	07/20/21 10:24	07/20/21 14:56	98-06-6	
Carbon tetrachloride	ND	ug/kg	6.0	2.3	1	07/20/21 10:24	07/20/21 14:56	56-23-5	
Chlorobenzene	ND	ug/kg	6.0	1.2	1	07/20/21 10:24	07/20/21 14:56	108-90-7	
Chloroethane	ND	ug/kg	12.1	4.7	1	07/20/21 10:24	07/20/21 14:56	75-00-3	
Chloroform	ND	ug/kg	6.0	3.7	1	07/20/21 10:24	07/20/21 14:56	67-66-3	
Chloromethane	ND	ug/kg	12.1	5.1	1	07/20/21 10:24	07/20/21 14:56	74-87-3	
2-Chlorotoluene	ND	ug/kg	6.0	2.1	1	07/20/21 10:24	07/20/21 14:56	95-49-8	
4-Chlorotoluene	ND	ug/kg	6.0	1.1	1	07/20/21 10:24	07/20/21 14:56	106-43-4	
1,2-Dibromo-3-chloropropane	ND	ug/kg	6.0	2.3	1	07/20/21 10:24	07/20/21 14:56	96-12-8	
Dibromochloromethane	ND	ug/kg	6.0	3.4	1	07/20/21 10:24	07/20/21 14:56	124-48-1	
1,2-Dibromoethane (EDB)	ND	ug/kg	6.0	2.7	1	07/20/21 10:24	07/20/21 14:56	106-93-4	
Dibromomethane	ND	ug/kg	6.0	1.3	1	07/20/21 10:24	07/20/21 14:56	74-95-3	
1,2-Dichlorobenzene	ND	ug/kg	6.0	2.2	1	07/20/21 10:24	07/20/21 14:56	95-50-1	
1,3-Dichlorobenzene	ND	ug/kg	6.0	1.9	1	07/20/21 10:24	07/20/21 14:56	541-73-1	
1,4-Dichlorobenzene	ND	ug/kg	6.0	1.6	1	07/20/21 10:24	07/20/21 14:56	106-46-7	
Dichlorodifluoromethane	ND	ug/kg	12.1	2.6	1	07/20/21 10:24	07/20/21 14:56	75-71-8	
1,1-Dichloroethane	ND	ug/kg	6.0	2.5	1	07/20/21 10:24	07/20/21 14:56	75-34-3	
1,2-Dichloroethane	ND	ug/kg	6.0	4.0	1	07/20/21 10:24	07/20/21 14:56	107-06-2	v2
1,1-Dichloroethene	ND	ug/kg	6.0	2.5	1	07/20/21 10:24	07/20/21 14:56	75-35-4	
cis-1,2-Dichloroethene	ND	ug/kg	6.0	2.1	1	07/20/21 10:24	07/20/21 14:56	156-59-2	
trans-1,2-Dichloroethene	ND	ug/kg	6.0	2.1	1	07/20/21 10:24	07/20/21 14:56	156-60-5	
1,2-Dichloropropane	ND	ug/kg	6.0	1.8	1	07/20/21 10:24	07/20/21 14:56	78-87-5	
1,3-Dichloropropane	ND	ug/kg	6.0	1.9	1	07/20/21 10:24	07/20/21 14:56	142-28-9	
2,2-Dichloropropane	ND	ug/kg	6.0	2.0	1	07/20/21 10:24	07/20/21 14:56	594-20-7	

REPORT OF LABORATORY ANALYSIS

This report shall not be reproduced, except in full,
without the written consent of Pace Analytical Services, LLC.

Pace Analytical Services, LLC
9800 Kincey Ave. Suite 100
Huntersville, NC 28078
(704)875-9092

ANALYTICAL RESULTS

Project: CPC HUNTERSVILLE/CPC21018
Pace Project No.: 92550079

Sample: ADOO 24-26 **Lab ID: 92550079006** Collected: 07/15/21 13:45 Received: 07/16/21 13:00 Matrix: Solid

Results reported on a "dry weight" basis and are adjusted for percent moisture, sample size and any dilutions.

Parameters	Results	Units	Report Limit	MDL	DF	Prepared	Analyzed	CAS No.	Qual
8260D/5035A/5030B Volatiles	Analytical Method: EPA 8260D Preparation Method: EPA 5035A/5030B Pace Analytical Services - Charlotte								
1,1-Dichloropropene	ND	ug/kg	6.0	2.9	1	07/20/21 10:24	07/20/21 14:56	563-58-6	
cis-1,3-Dichloropropene	ND	ug/kg	6.0	1.6	1	07/20/21 10:24	07/20/21 14:56	10061-01-5	
trans-1,3-Dichloropropene	ND	ug/kg	6.0	2.1	1	07/20/21 10:24	07/20/21 14:56	10061-02-6	
Diisopropyl ether	**9.6**	ug/kg	6.0	1.6	1	07/20/21 10:24	07/20/21 14:56	108-20-3	v3
Ethylbenzene	**283**	ug/kg	6.0	2.8	1	07/20/21 10:24	07/20/21 14:56	100-41-4	
Hexachloro-1,3-butadiene	ND	ug/kg	12.1	9.9	1	07/20/21 10:24	07/20/21 14:56	87-68-3	
2-Hexanone	ND	ug/kg	60.3	5.8	1	07/20/21 10:24	07/20/21 14:56	591-78-6	
Isopropylbenzene (Cumene)	**40.7**	ug/kg	6.0	2.1	1	07/20/21 10:24	07/20/21 14:56	98-82-8	
p-Isopropyltoluene	**56.6**	ug/kg	6.0	3.0	1	07/20/21 10:24	07/20/21 14:56	99-87-6	
Methylene Chloride	ND	ug/kg	24.1	16.5	1	07/20/21 10:24	07/20/21 14:56	75-09-2	
4-Methyl-2-pentanone (MIBK)	ND	ug/kg	60.3	5.8	1	07/20/21 10:24	07/20/21 14:56	108-10-1	
Methyl-tert-butyl ether	ND	ug/kg	6.0	2.3	1	07/20/21 10:24	07/20/21 14:56	1634-04-4	
Naphthalene	**357**	ug/kg	6.0	3.2	1	07/20/21 10:24	07/20/21 14:56	91-20-3	
n-Propylbenzene	ND	ug/kg	6.0	2.1	1	07/20/21 10:24	07/20/21 14:56	103-65-1	
Styrene	**15.4**	ug/kg	6.0	1.6	1	07/20/21 10:24	07/20/21 14:56	100-42-5	
1,1,1,2-Tetrachloroethane	ND	ug/kg	6.0	2.3	1	07/20/21 10:24	07/20/21 14:56	630-20-6	
1,1,2,2-Tetrachloroethane	ND	ug/kg	6.0	1.6	1	07/20/21 10:24	07/20/21 14:56	79-34-5	
Tetrachloroethene	ND	ug/kg	6.0	1.9	1	07/20/21 10:24	07/20/21 14:56	127-18-4	
Toluene	**447**	ug/kg	6.0	1.7	1	07/20/21 10:24	07/20/21 14:56	108-88-3	
1,2,3-Trichlorobenzene	ND	ug/kg	6.0	4.9	1	07/20/21 10:24	07/20/21 14:56	87-61-6	
1,2,4-Trichlorobenzene	ND	ug/kg	6.0	5.1	1	07/20/21 10:24	07/20/21 14:56	120-82-1	
1,1,1-Trichloroethane	ND	ug/kg	6.0	3.1	1	07/20/21 10:24	07/20/21 14:56	71-55-6	v2
1,1,2-Trichloroethane	ND	ug/kg	6.0	2.0	1	07/20/21 10:24	07/20/21 14:56	79-00-5	
Trichloroethene	ND	ug/kg	6.0	1.6	1	07/20/21 10:24	07/20/21 14:56	79-01-6	
Trichlorofluoromethane	ND	ug/kg	6.0	3.3	1	07/20/21 10:24	07/20/21 14:56	75-69-4	
1,2,3-Trichloropropane	ND	ug/kg	6.0	3.1	1	07/20/21 10:24	07/20/21 14:56	96-18-4	
1,2,4-Trimethylbenzene	**996**	ug/kg	6.0	1.7	1	07/20/21 10:24	07/20/21 14:56	95-63-6	
1,3,5-Trimethylbenzene	**277**	ug/kg	6.0	2.0	1	07/20/21 10:24	07/20/21 14:56	108-67-8	
Vinyl acetate	ND	ug/kg	60.3	4.4	1	07/20/21 10:24	07/20/21 14:56	108-05-4	
Vinyl chloride	ND	ug/kg	12.1	3.1	1	07/20/21 10:24	07/20/21 14:56	75-01-4	
Xylene (Total)	**1660**	ug/kg	12.1	3.4	1	07/20/21 10:24	07/20/21 14:56	1330-20-7	
m&p-Xylene	**1110**	ug/kg	12.1	4.1	1	07/20/21 10:24	07/20/21 14:56	179601-23-1	
o-Xylene	**547**	ug/kg	6.0	2.7	1	07/20/21 10:24	07/20/21 14:56	95-47-6	
Surrogates									
Toluene-d8 (S)	98	%	70-130		1	07/20/21 10:24	07/20/21 14:56	2037-26-5	
4-Bromofluorobenzene (S)	97	%	69-134		1	07/20/21 10:24	07/20/21 14:56	460-00-4	
1,2-Dichloroethane-d4 (S)	95	%	70-130		1	07/20/21 10:24	07/20/21 14:56	17060-07-0	
Percent Moisture	Analytical Method: SW-846 Pace Analytical Services - Charlotte								
Percent Moisture	**13.3**	%	0.10	0.10	1		07/16/21 15:54		N2

REPORT OF LABORATORY ANALYSIS

This report shall not be reproduced, except in full,
without the written consent of Pace Analytical Services, LLC.

Pace Analytical Services, LLC
9800 Kincey Ave. Suite 100
Huntersville, NC 28078
(704)875-9092

ANALYTICAL RESULTS

Project: CPC HUNTERSVILLE/CPC21018
Pace Project No.: 92550079

Sample: AEOO 0-2 **Lab ID: 92550079007** Collected: 07/15/21 14:45 Received: 07/16/21 13:00 Matrix: Solid

Results reported on a "dry weight" basis and are adjusted for percent moisture, sample size and any dilutions.

Parameters	Results	Units	Report Limit	MDL	DF	Prepared	Analyzed	CAS No.	Qual
VPH NC Soil	Analytical Method: MADEP VPH Preparation Method: MADEP VPH Pace Analytical Services - Charlotte								
Total VPH (C5-C12)	ND	mg/kg	3.6	3.6	1	07/20/21 11:39	07/21/21 09:55		N2
Aliphatic (C05-C08)	ND	mg/kg	3.6	3.6	1	07/20/21 11:39	07/21/21 09:55		N2
Aliphatic(C09-C12) Adjusted	ND	mg/kg	3.6	3.6	1	07/20/21 11:39	07/21/21 09:55		N2
Aromatic (C09-C10)	ND	mg/kg	3.6	3.6	1	07/20/21 11:39	07/21/21 09:55		N2
Surrogates									
4-Bromofluorobenzene (FID) (S)	100	%	70-130		1	07/20/21 11:39	07/21/21 09:55	460-00-4	
4-Bromofluorobenzene (PID) (S)	91	%	70-130		1	07/20/21 11:39	07/21/21 09:55	460-00-4	
8260D/5035A/5030B Volatiles	Analytical Method: EPA 8260D Preparation Method: EPA 5035A/5030B Pace Analytical Services - Charlotte								
Acetone	ND	ug/kg	126	40.4	1	07/20/21 10:24	07/20/21 15:14	67-64-1	
Benzene	ND	ug/kg	6.3	2.5	1	07/20/21 10:24	07/20/21 15:14	71-43-2	
Bromobenzene	ND	ug/kg	6.3	2.1	1	07/20/21 10:24	07/20/21 15:14	108-86-1	
Bromochloromethane	ND	ug/kg	6.3	1.9	1	07/20/21 10:24	07/20/21 15:14	74-97-5	
Bromodichloromethane	ND	ug/kg	6.3	2.4	1	07/20/21 10:24	07/20/21 15:14	75-27-4	
Bromoform	ND	ug/kg	6.3	2.2	1	07/20/21 10:24	07/20/21 15:14	75-25-2	
Bromomethane	ND	ug/kg	12.6	10	1	07/20/21 10:24	07/20/21 15:14	74-83-9	IK
2-Butanone (MEK)	ND	ug/kg	126	30.2	1	07/20/21 10:24	07/20/21 15:14	78-93-3	
n-Butylbenzene	ND	ug/kg	6.3	3.0	1	07/20/21 10:24	07/20/21 15:14	104-51-8	
sec-Butylbenzene	ND	ug/kg	6.3	2.8	1	07/20/21 10:24	07/20/21 15:14	135-98-8	
tert-Butylbenzene	ND	ug/kg	6.3	2.2	1	07/20/21 10:24	07/20/21 15:14	98-06-6	
Carbon tetrachloride	ND	ug/kg	6.3	2.4	1	07/20/21 10:24	07/20/21 15:14	56-23-5	
Chlorobenzene	ND	ug/kg	6.3	1.2	1	07/20/21 10:24	07/20/21 15:14	108-90-7	
Chloroethane	ND	ug/kg	12.6	4.9	1	07/20/21 10:24	07/20/21 15:14	75-00-3	
Chloroform	ND	ug/kg	6.3	3.8	1	07/20/21 10:24	07/20/21 15:14	67-66-3	
Chloromethane	ND	ug/kg	12.6	5.3	1	07/20/21 10:24	07/20/21 15:14	74-87-3	
2-Chlorotoluene	ND	ug/kg	6.3	2.2	1	07/20/21 10:24	07/20/21 15:14	95-49-8	
4-Chlorotoluene	ND	ug/kg	6.3	1.1	1	07/20/21 10:24	07/20/21 15:14	106-43-4	
1,2-Dibromo-3-chloropropane	ND	ug/kg	6.3	2.4	1	07/20/21 10:24	07/20/21 15:14	96-12-8	
Dibromochloromethane	ND	ug/kg	6.3	3.5	1	07/20/21 10:24	07/20/21 15:14	124-48-1	
1,2-Dibromoethane (EDB)	ND	ug/kg	6.3	2.8	1	07/20/21 10:24	07/20/21 15:14	106-93-4	
Dibromomethane	ND	ug/kg	6.3	1.3	1	07/20/21 10:24	07/20/21 15:14	74-95-3	
1,2-Dichlorobenzene	ND	ug/kg	6.3	2.3	1	07/20/21 10:24	07/20/21 15:14	95-50-1	
1,3-Dichlorobenzene	ND	ug/kg	6.3	2.0	1	07/20/21 10:24	07/20/21 15:14	541-73-1	
1,4-Dichlorobenzene	ND	ug/kg	6.3	1.6	1	07/20/21 10:24	07/20/21 15:14	106-46-7	
Dichlorodifluoromethane	ND	ug/kg	12.6	2.7	1	07/20/21 10:24	07/20/21 15:14	75-71-8	
1,1-Dichloroethane	ND	ug/kg	6.3	2.6	1	07/20/21 10:24	07/20/21 15:14	75-34-3	
1,2-Dichloroethane	ND	ug/kg	6.3	4.2	1	07/20/21 10:24	07/20/21 15:14	107-06-2	v2
1,1-Dichloroethene	ND	ug/kg	6.3	2.6	1	07/20/21 10:24	07/20/21 15:14	75-35-4	
cis-1,2-Dichloroethene	ND	ug/kg	6.3	2.2	1	07/20/21 10:24	07/20/21 15:14	156-59-2	
trans-1,2-Dichloroethene	ND	ug/kg	6.3	2.2	1	07/20/21 10:24	07/20/21 15:14	156-60-5	
1,2-Dichloropropane	ND	ug/kg	6.3	1.9	1	07/20/21 10:24	07/20/21 15:14	78-87-5	
1,3-Dichloropropane	ND	ug/kg	6.3	2.0	1	07/20/21 10:24	07/20/21 15:14	142-28-9	
2,2-Dichloropropane	ND	ug/kg	6.3	2.1	1	07/20/21 10:24	07/20/21 15:14	594-20-7	

REPORT OF LABORATORY ANALYSIS

This report shall not be reproduced, except in full,
without the written consent of Pace Analytical Services, LLC.

Pace Analytical Services, LLC
9800 Kincey Ave. Suite 100
Huntersville, NC 28078
(704)875-9092

ANALYTICAL RESULTS

Project: CPC HUNTERSVILLE/CPC21018
Pace Project No.: 92550079

Sample: AEOO 0-2 **Lab ID: 92550079007** Collected: 07/15/21 14:45 Received: 07/16/21 13:00 Matrix: Solid

Results reported on a "dry weight" basis and are adjusted for percent moisture, sample size and any dilutions.

Parameters	Results	Units	Report Limit	MDL	DF	Prepared	Analyzed	CAS No.	Qual
8260D/5035A/5030B Volatiles	Analytical Method: EPA 8260D Preparation Method: EPA 5035A/5030B Pace Analytical Services - Charlotte								
1,1-Dichloropropene	ND	ug/kg	6.3	3.0	1	07/20/21 10:24	07/20/21 15:14	563-58-6	
cis-1,3-Dichloropropene	ND	ug/kg	6.3	1.7	1	07/20/21 10:24	07/20/21 15:14	10061-01-5	
trans-1,3-Dichloropropene	ND	ug/kg	6.3	2.2	1	07/20/21 10:24	07/20/21 15:14	10061-02-6	
Diisopropyl ether	ND	ug/kg	6.3	1.7	1	07/20/21 10:24	07/20/21 15:14	108-20-3	v2
Ethylbenzene	ND	ug/kg	6.3	2.9	1	07/20/21 10:24	07/20/21 15:14	100-41-4	
Hexachloro-1,3-butadiene	ND	ug/kg	12.6	10.3	1	07/20/21 10:24	07/20/21 15:14	87-68-3	
2-Hexanone	ND	ug/kg	63.0	6.1	1	07/20/21 10:24	07/20/21 15:14	591-78-6	
Isopropylbenzene (Cumene)	ND	ug/kg	6.3	2.1	1	07/20/21 10:24	07/20/21 15:14	98-82-8	
p-Isopropyltoluene	**5.5J**	ug/kg	6.3	3.1	1	07/20/21 10:24	07/20/21 15:14	99-87-6	
Methylene Chloride	ND	ug/kg	25.2	17.3	1	07/20/21 10:24	07/20/21 15:14	75-09-2	
4-Methyl-2-pentanone (MIBK)	ND	ug/kg	63.0	6.1	1	07/20/21 10:24	07/20/21 15:14	108-10-1	
Methyl-tert-butyl ether	ND	ug/kg	6.3	2.4	1	07/20/21 10:24	07/20/21 15:14	1634-04-4	
Naphthalene	**8.0**	ug/kg	6.3	3.3	1	07/20/21 10:24	07/20/21 15:14	91-20-3	
n-Propylbenzene	ND	ug/kg	6.3	2.2	1	07/20/21 10:24	07/20/21 15:14	103-65-1	
Styrene	ND	ug/kg	6.3	1.7	1	07/20/21 10:24	07/20/21 15:14	100-42-5	
1,1,1,2-Tetrachloroethane	ND	ug/kg	6.3	2.4	1	07/20/21 10:24	07/20/21 15:14	630-20-6	
1,1,2,2-Tetrachloroethane	ND	ug/kg	6.3	1.7	1	07/20/21 10:24	07/20/21 15:14	79-34-5	
Tetrachloroethene	ND	ug/kg	6.3	2.0	1	07/20/21 10:24	07/20/21 15:14	127-18-4	
Toluene	**9.7**	ug/kg	6.3	1.8	1	07/20/21 10:24	07/20/21 15:14	108-88-3	
1,2,3-Trichlorobenzene	ND	ug/kg	6.3	5.1	1	07/20/21 10:24	07/20/21 15:14	87-61-6	
1,2,4-Trichlorobenzene	ND	ug/kg	6.3	5.3	1	07/20/21 10:24	07/20/21 15:14	120-82-1	
1,1,1-Trichloroethane	ND	ug/kg	6.3	3.3	1	07/20/21 10:24	07/20/21 15:14	71-55-6	v2
1,1,2-Trichloroethane	ND	ug/kg	6.3	2.1	1	07/20/21 10:24	07/20/21 15:14	79-00-5	
Trichloroethene	ND	ug/kg	6.3	1.6	1	07/20/21 10:24	07/20/21 15:14	79-01-6	
Trichlorofluoromethane	ND	ug/kg	6.3	3.5	1	07/20/21 10:24	07/20/21 15:14	75-69-4	
1,2,3-Trichloropropane	ND	ug/kg	6.3	3.2	1	07/20/21 10:24	07/20/21 15:14	96-18-4	
1,2,4-Trimethylbenzene	**7.5**	ug/kg	6.3	1.7	1	07/20/21 10:24	07/20/21 15:14	95-63-6	
1,3,5-Trimethylbenzene	ND	ug/kg	6.3	2.1	1	07/20/21 10:24	07/20/21 15:14	108-67-8	
Vinyl acetate	ND	ug/kg	63.0	4.6	1	07/20/21 10:24	07/20/21 15:14	108-05-4	
Vinyl chloride	ND	ug/kg	12.6	3.2	1	07/20/21 10:24	07/20/21 15:14	75-01-4	
Xylene (Total)	**16.0**	ug/kg	12.6	3.6	1	07/20/21 10:24	07/20/21 15:14	1330-20-7	
m&p-Xylene	**11.5J**	ug/kg	12.6	4.3	1	07/20/21 10:24	07/20/21 15:14	179601-23-1	
o-Xylene	**4.5J**	ug/kg	6.3	2.8	1	07/20/21 10:24	07/20/21 15:14	95-47-6	
Surrogates									
Toluene-d8 (S)	99	%	70-130		1	07/20/21 10:24	07/20/21 15:14	2037-26-5	
4-Bromofluorobenzene (S)	95	%	69-134		1	07/20/21 10:24	07/20/21 15:14	460-00-4	
1,2-Dichloroethane-d4 (S)	101	%	70-130		1	07/20/21 10:24	07/20/21 15:14	17060-07-0	
Percent Moisture	Analytical Method: SW-846 Pace Analytical Services - Charlotte								
Percent Moisture	**18.0**	%	0.10	0.10	1		07/16/21 15:55		N2

REPORT OF LABORATORY ANALYSIS

This report shall not be reproduced, except in full,
without the written consent of Pace Analytical Services, LLC.

Pace Analytical Services, LLC
9800 Kincey Ave. Suite 100
Huntersville, NC 28078
(704)875-9092

ANALYTICAL RESULTS

Project: CPC HUNTERSVILLE/CPC21018
Pace Project No.: 92550079

Sample: AEOO 12-14 **Lab ID: 92550079008** Collected: 07/15/21 14:50 Received: 07/16/21 13:00 Matrix: Solid

Results reported on a "dry weight" basis and are adjusted for percent moisture, sample size and any dilutions.

Parameters	Results	Units	Report Limit	MDL	DF	Prepared	Analyzed	CAS No.	Qual
VPH NC Soil	Analytical Method: MADEP VPH Preparation Method: MADEP VPH Pace Analytical Services - Charlotte								
Total VPH (C5-C12)	ND	mg/kg	3.6	3.6	1	07/20/21 11:39	07/21/21 10:23		N2
Aliphatic (C05-C08)	ND	mg/kg	3.6	3.6	1	07/20/21 11:39	07/21/21 10:23		N2
Aliphatic(C09-C12) Adjusted	ND	mg/kg	3.6	3.6	1	07/20/21 11:39	07/21/21 10:23		N2
Aromatic (C09-C10)	ND	mg/kg	3.6	3.6	1	07/20/21 11:39	07/21/21 10:23		N2
Surrogates									
4-Bromofluorobenzene (FID) (S)	97	%	70-130		1	07/20/21 11:39	07/21/21 10:23	460-00-4	
4-Bromofluorobenzene (PID) (S)	89	%	70-130		1	07/20/21 11:39	07/21/21 10:23	460-00-4	
8260D/5035A/5030B Volatiles	Analytical Method: EPA 8260D Preparation Method: EPA 5035A/5030B Pace Analytical Services - Charlotte								
Acetone	ND	ug/kg	140	44.8	1	07/20/21 10:24	07/20/21 15:33	67-64-1	
Benzene	ND	ug/kg	7.0	2.8	1	07/20/21 10:24	07/20/21 15:33	71-43-2	
Bromobenzene	ND	ug/kg	7.0	2.3	1	07/20/21 10:24	07/20/21 15:33	108-86-1	
Bromochloromethane	ND	ug/kg	7.0	2.1	1	07/20/21 10:24	07/20/21 15:33	74-97-5	
Bromodichloromethane	ND	ug/kg	7.0	2.7	1	07/20/21 10:24	07/20/21 15:33	75-27-4	
Bromoform	ND	ug/kg	7.0	2.5	1	07/20/21 10:24	07/20/21 15:33	75-25-2	
Bromomethane	ND	ug/kg	14.0	11.0	1	07/20/21 10:24	07/20/21 15:33	74-83-9	IK
2-Butanone (MEK)	ND	ug/kg	140	33.5	1	07/20/21 10:24	07/20/21 15:33	78-93-3	
n-Butylbenzene	ND	ug/kg	7.0	3.3	1	07/20/21 10:24	07/20/21 15:33	104-51-8	
sec-Butylbenzene	ND	ug/kg	7.0	3.1	1	07/20/21 10:24	07/20/21 15:33	135-98-8	
tert-Butylbenzene	ND	ug/kg	7.0	2.5	1	07/20/21 10:24	07/20/21 15:33	98-06-6	
Carbon tetrachloride	ND	ug/kg	7.0	2.6	1	07/20/21 10:24	07/20/21 15:33	56-23-5	
Chlorobenzene	ND	ug/kg	7.0	1.3	1	07/20/21 10:24	07/20/21 15:33	108-90-7	
Chloroethane	ND	ug/kg	14.0	5.4	1	07/20/21 10:24	07/20/21 15:33	75-00-3	
Chloroform	ND	ug/kg	7.0	4.2	1	07/20/21 10:24	07/20/21 15:33	67-66-3	
Chloromethane	ND	ug/kg	14.0	5.9	1	07/20/21 10:24	07/20/21 15:33	74-87-3	
2-Chlorotoluene	ND	ug/kg	7.0	2.5	1	07/20/21 10:24	07/20/21 15:33	95-49-8	
4-Chlorotoluene	ND	ug/kg	7.0	1.2	1	07/20/21 10:24	07/20/21 15:33	106-43-4	
1,2-Dibromo-3-chloropropane	ND	ug/kg	7.0	2.7	1	07/20/21 10:24	07/20/21 15:33	96-12-8	
Dibromochloromethane	ND	ug/kg	7.0	3.9	1	07/20/21 10:24	07/20/21 15:33	124-48-1	
1,2-Dibromoethane (EDB)	ND	ug/kg	7.0	3.1	1	07/20/21 10:24	07/20/21 15:33	106-93-4	
Dibromomethane	ND	ug/kg	7.0	1.5	1	07/20/21 10:24	07/20/21 15:33	74-95-3	
1,2-Dichlorobenzene	ND	ug/kg	7.0	2.5	1	07/20/21 10:24	07/20/21 15:33	95-50-1	
1,3-Dichlorobenzene	ND	ug/kg	7.0	2.2	1	07/20/21 10:24	07/20/21 15:33	541-73-1	
1,4-Dichlorobenzene	ND	ug/kg	7.0	1.8	1	07/20/21 10:24	07/20/21 15:33	106-46-7	
Dichlorodifluoromethane	ND	ug/kg	14.0	3.0	1	07/20/21 10:24	07/20/21 15:33	75-71-8	
1,1-Dichloroethane	ND	ug/kg	7.0	2.9	1	07/20/21 10:24	07/20/21 15:33	75-34-3	
1,2-Dichloroethane	ND	ug/kg	7.0	4.6	1	07/20/21 10:24	07/20/21 15:33	107-06-2	v2
1,1-Dichloroethene	ND	ug/kg	7.0	2.9	1	07/20/21 10:24	07/20/21 15:33	75-35-4	
cis-1,2-Dichloroethene	ND	ug/kg	7.0	2.4	1	07/20/21 10:24	07/20/21 15:33	156-59-2	
trans-1,2-Dichloroethene	ND	ug/kg	7.0	2.4	1	07/20/21 10:24	07/20/21 15:33	156-60-5	
1,2-Dichloropropane	ND	ug/kg	7.0	2.1	1	07/20/21 10:24	07/20/21 15:33	78-87-5	
1,3-Dichloropropane	ND	ug/kg	7.0	2.2	1	07/20/21 10:24	07/20/21 15:33	142-28-9	
2,2-Dichloropropane	ND	ug/kg	7.0	2.3	1	07/20/21 10:24	07/20/21 15:33	594-20-7	

REPORT OF LABORATORY ANALYSIS

This report shall not be reproduced, except in full,
without the written consent of Pace Analytical Services, LLC.

Pace Analytical Services, LLC
9800 Kincey Ave. Suite 100
Huntersville, NC 28078
(704)875-9092

ANALYTICAL RESULTS

Project: CPC HUNTERSVILLE/CPC21018
Pace Project No.: 92550079

Sample: AEOO 12-14 **Lab ID: 92550079008** Collected: 07/15/21 14:50 Received: 07/16/21 13:00 Matrix: Solid

Results reported on a "dry weight" basis and are adjusted for percent moisture, sample size and any dilutions.

Parameters	Results	Units	Report Limit	MDL	DF	Prepared	Analyzed	CAS No.	Qual
8260D/5035A/5030B Volatiles	Analytical Method: EPA 8260D Preparation Method: EPA 5035A/5030B Pace Analytical Services - Charlotte								
1,1-Dichloropropene	ND	ug/kg	7.0	3.4	1	07/20/21 10:24	07/20/21 15:33	563-58-6	
cis-1,3-Dichloropropene	ND	ug/kg	7.0	1.9	1	07/20/21 10:24	07/20/21 15:33	10061-01-5	
trans-1,3-Dichloropropene	ND	ug/kg	7.0	2.4	1	07/20/21 10:24	07/20/21 15:33	10061-02-6	
Diisopropyl ether	ND	ug/kg	7.0	1.9	1	07/20/21 10:24	07/20/21 15:33	108-20-3	v2
Ethylbenzene	ND	ug/kg	7.0	3.3	1	07/20/21 10:24	07/20/21 15:33	100-41-4	
Hexachloro-1,3-butadiene	ND	ug/kg	14.0	11.4	1	07/20/21 10:24	07/20/21 15:33	87-68-3	
2-Hexanone	ND	ug/kg	69.8	6.7	1	07/20/21 10:24	07/20/21 15:33	591-78-6	
Isopropylbenzene (Cumene)	ND	ug/kg	7.0	2.4	1	07/20/21 10:24	07/20/21 15:33	98-82-8	
p-Isopropyltoluene	ND	ug/kg	7.0	3.4	1	07/20/21 10:24	07/20/21 15:33	99-87-6	
Methylene Chloride	ND	ug/kg	27.9	19.1	1	07/20/21 10:24	07/20/21 15:33	75-09-2	
4-Methyl-2-pentanone (MIBK)	ND	ug/kg	69.8	6.7	1	07/20/21 10:24	07/20/21 15:33	108-10-1	
Methyl-tert-butyl ether	ND	ug/kg	7.0	2.6	1	07/20/21 10:24	07/20/21 15:33	1634-04-4	
Naphthalene	ND	ug/kg	7.0	3.7	1	07/20/21 10:24	07/20/21 15:33	91-20-3	
n-Propylbenzene	**13.0**	ug/kg	7.0	2.5	1	07/20/21 10:24	07/20/21 15:33	103-65-1	
Styrene	ND	ug/kg	7.0	1.8	1	07/20/21 10:24	07/20/21 15:33	100-42-5	
1,1,1,2-Tetrachloroethane	ND	ug/kg	7.0	2.7	1	07/20/21 10:24	07/20/21 15:33	630-20-6	
1,1,2,2-Tetrachloroethane	ND	ug/kg	7.0	1.8	1	07/20/21 10:24	07/20/21 15:33	79-34-5	
Tetrachloroethene	ND	ug/kg	7.0	2.2	1	07/20/21 10:24	07/20/21 15:33	127-18-4	
Toluene	**5.7J**	ug/kg	7.0	2.0	1	07/20/21 10:24	07/20/21 15:33	108-88-3	
1,2,3-Trichlorobenzene	ND	ug/kg	7.0	5.6	1	07/20/21 10:24	07/20/21 15:33	87-61-6	
1,2,4-Trichlorobenzene	ND	ug/kg	7.0	5.9	1	07/20/21 10:24	07/20/21 15:33	120-82-1	
1,1,1-Trichloroethane	ND	ug/kg	7.0	3.6	1	07/20/21 10:24	07/20/21 15:33	71-55-6	v2
1,1,2-Trichloroethane	ND	ug/kg	7.0	2.3	1	07/20/21 10:24	07/20/21 15:33	79-00-5	
Trichloroethene	ND	ug/kg	7.0	1.8	1	07/20/21 10:24	07/20/21 15:33	79-01-6	
Trichlorofluoromethane	ND	ug/kg	7.0	3.8	1	07/20/21 10:24	07/20/21 15:33	75-69-4	
1,2,3-Trichloropropane	ND	ug/kg	7.0	3.5	1	07/20/21 10:24	07/20/21 15:33	96-18-4	
1,2,4-Trimethylbenzene	**4.0J**	ug/kg	7.0	1.9	1	07/20/21 10:24	07/20/21 15:33	95-63-6	
1,3,5-Trimethylbenzene	ND	ug/kg	7.0	2.3	1	07/20/21 10:24	07/20/21 15:33	108-67-8	
Vinyl acetate	ND	ug/kg	69.8	5.1	1	07/20/21 10:24	07/20/21 15:33	108-05-4	
Vinyl chloride	ND	ug/kg	14.0	3.5	1	07/20/21 10:24	07/20/21 15:33	75-01-4	
Xylene (Total)	ND	ug/kg	14.0	4.0	1	07/20/21 10:24	07/20/21 15:33	1330-20-7	
m&p-Xylene	ND	ug/kg	14.0	4.8	1	07/20/21 10:24	07/20/21 15:33	179601-23-1	
o-Xylene	ND	ug/kg	7.0	3.1	1	07/20/21 10:24	07/20/21 15:33	95-47-6	
Surrogates									
Toluene-d8 (S)	98	%	70-130		1	07/20/21 10:24	07/20/21 15:33	2037-26-5	
4-Bromofluorobenzene (S)	96	%	69-134		1	07/20/21 10:24	07/20/21 15:33	460-00-4	
1,2-Dichloroethane-d4 (S)	99	%	70-130		1	07/20/21 10:24	07/20/21 15:33	17060-07-0	
Percent Moisture	Analytical Method: SW-846 Pace Analytical Services - Charlotte								
Percent Moisture	**22.7**	%	0.10	0.10	1		07/16/21 15:55		N2

REPORT OF LABORATORY ANALYSIS

This report shall not be reproduced, except in full,
without the written consent of Pace Analytical Services, LLC.

Pace Analytical Services, LLC
9800 Kincey Ave. Suite 100
Huntersville, NC 28078
(704)875-9092

ANALYTICAL RESULTS

Project: CPC HUNTERSVILLE/CPC21018
Pace Project No.: 92550079

Sample: AEO 0-2 **Lab ID: 92550079009** Collected: 07/15/21 16:15 Received: 07/16/21 13:00 Matrix: Solid

Results reported on a "dry weight" basis and are adjusted for percent moisture, sample size and any dilutions.

Parameters	Results	Units	Report Limit	MDL	DF	Prepared	Analyzed	CAS No.	Qual
VPH NC Soil	Analytical Method: MADEP VPH Preparation Method: MADEP VPH Pace Analytical Services - Charlotte								
Total VPH (C5-C12)	ND	mg/kg	3.3	3.3	1	07/20/21 11:39	07/21/21 10:52		N2
Aliphatic (C05-C08)	ND	mg/kg	3.3	3.3	1	07/20/21 11:39	07/21/21 10:52		N2
Aliphatic(C09-C12) Adjusted	ND	mg/kg	3.3	3.3	1	07/20/21 11:39	07/21/21 10:52		N2
Aromatic (C09-C10)	ND	mg/kg	3.3	3.3	1	07/20/21 11:39	07/21/21 10:52		N2
Surrogates									
4-Bromofluorobenzene (FID) (S)	97	%	70-130		1	07/20/21 11:39	07/21/21 10:52	460-00-4	
4-Bromofluorobenzene (PID) (S)	88	%	70-130		1	07/20/21 11:39	07/21/21 10:52	460-00-4	
8260D/5035A/5030B Volatiles	Analytical Method: EPA 8260D Preparation Method: EPA 5035A/5030B Pace Analytical Services - Charlotte								
Acetone	ND	ug/kg	133	42.6	1	07/20/21 10:24	07/20/21 15:51	67-64-1	
Benzene	ND	ug/kg	6.6	2.6	1	07/20/21 10:24	07/20/21 15:51	71-43-2	
Bromobenzene	ND	ug/kg	6.6	2.2	1	07/20/21 10:24	07/20/21 15:51	108-86-1	
Bromochloromethane	ND	ug/kg	6.6	2.0	1	07/20/21 10:24	07/20/21 15:51	74-97-5	
Bromodichloromethane	ND	ug/kg	6.6	2.6	1	07/20/21 10:24	07/20/21 15:51	75-27-4	
Bromoform	ND	ug/kg	6.6	2.3	1	07/20/21 10:24	07/20/21 15:51	75-25-2	
Bromomethane	ND	ug/kg	13.3	10.5	1	07/20/21 10:24	07/20/21 15:51	74-83-9	IK
2-Butanone (MEK)	ND	ug/kg	133	31.8	1	07/20/21 10:24	07/20/21 15:51	78-93-3	
n-Butylbenzene	ND	ug/kg	6.6	3.1	1	07/20/21 10:24	07/20/21 15:51	104-51-8	
sec-Butylbenzene	ND	ug/kg	6.6	2.9	1	07/20/21 10:24	07/20/21 15:51	135-98-8	
tert-Butylbenzene	ND	ug/kg	6.6	2.4	1	07/20/21 10:24	07/20/21 15:51	98-06-6	
Carbon tetrachloride	ND	ug/kg	6.6	2.5	1	07/20/21 10:24	07/20/21 15:51	56-23-5	
Chlorobenzene	ND	ug/kg	6.6	1.3	1	07/20/21 10:24	07/20/21 15:51	108-90-7	
Chloroethane	ND	ug/kg	13.3	5.1	1	07/20/21 10:24	07/20/21 15:51	75-00-3	
Chloroform	ND	ug/kg	6.6	4.0	1	07/20/21 10:24	07/20/21 15:51	67-66-3	
Chloromethane	ND	ug/kg	13.3	5.6	1	07/20/21 10:24	07/20/21 15:51	74-87-3	
2-Chlorotoluene	ND	ug/kg	6.6	2.3	1	07/20/21 10:24	07/20/21 15:51	95-49-8	
4-Chlorotoluene	ND	ug/kg	6.6	1.2	1	07/20/21 10:24	07/20/21 15:51	106-43-4	
1,2-Dibromo-3-chloropropane	ND	ug/kg	6.6	2.6	1	07/20/21 10:24	07/20/21 15:51	96-12-8	
Dibromochloromethane	ND	ug/kg	6.6	3.7	1	07/20/21 10:24	07/20/21 15:51	124-48-1	
1,2-Dibromoethane (EDB)	ND	ug/kg	6.6	2.9	1	07/20/21 10:24	07/20/21 15:51	106-93-4	
Dibromomethane	ND	ug/kg	6.6	1.4	1	07/20/21 10:24	07/20/21 15:51	74-95-3	
1,2-Dichlorobenzene	ND	ug/kg	6.6	2.4	1	07/20/21 10:24	07/20/21 15:51	95-50-1	
1,3-Dichlorobenzene	ND	ug/kg	6.6	2.1	1	07/20/21 10:24	07/20/21 15:51	541-73-1	
1,4-Dichlorobenzene	ND	ug/kg	6.6	1.7	1	07/20/21 10:24	07/20/21 15:51	106-46-7	
Dichlorodifluoromethane	ND	ug/kg	13.3	2.9	1	07/20/21 10:24	07/20/21 15:51	75-71-8	
1,1-Dichloroethane	ND	ug/kg	6.6	2.7	1	07/20/21 10:24	07/20/21 15:51	75-34-3	
1,2-Dichloroethane	ND	ug/kg	6.6	4.4	1	07/20/21 10:24	07/20/21 15:51	107-06-2	v2
1,1-Dichloroethene	ND	ug/kg	6.6	2.7	1	07/20/21 10:24	07/20/21 15:51	75-35-4	
cis-1,2-Dichloroethene	ND	ug/kg	6.6	2.3	1	07/20/21 10:24	07/20/21 15:51	156-59-2	
trans-1,2-Dichloroethene	ND	ug/kg	6.6	2.3	1	07/20/21 10:24	07/20/21 15:51	156-60-5	
1,2-Dichloropropane	ND	ug/kg	6.6	2.0	1	07/20/21 10:24	07/20/21 15:51	78-87-5	
1,3-Dichloropropane	ND	ug/kg	6.6	2.1	1	07/20/21 10:24	07/20/21 15:51	142-28-9	
2,2-Dichloropropane	ND	ug/kg	6.6	2.2	1	07/20/21 10:24	07/20/21 15:51	594-20-7	

REPORT OF LABORATORY ANALYSIS

This report shall not be reproduced, except in full,
without the written consent of Pace Analytical Services, LLC.

Pace Analytical Services, LLC
9800 Kincey Ave. Suite 100
Huntersville, NC 28078
(704)875-9092

ANALYTICAL RESULTS

Project: CPC HUNTERSVILLE/CPC21018
Pace Project No.: 92550079

Sample: AEO 0-2 **Lab ID: 92550079009** Collected: 07/15/21 16:15 Received: 07/16/21 13:00 Matrix: Solid

Results reported on a "dry weight" basis and are adjusted for percent moisture, sample size and any dilutions.

Parameters	Results	Units	Report Limit	MDL	DF	Prepared	Analyzed	CAS No.	Qual
8260D/5035A/5030B Volatiles	Analytical Method: EPA 8260D Preparation Method: EPA 5035A/5030B Pace Analytical Services - Charlotte								
1,1-Dichloropropene	ND	ug/kg	6.6	3.2	1	07/20/21 10:24	07/20/21 15:51	563-58-6	
cis-1,3-Dichloropropene	ND	ug/kg	6.6	1.8	1	07/20/21 10:24	07/20/21 15:51	10061-01-5	
trans-1,3-Dichloropropene	ND	ug/kg	6.6	2.3	1	07/20/21 10:24	07/20/21 15:51	10061-02-6	
Diisopropyl ether	ND	ug/kg	6.6	1.8	1	07/20/21 10:24	07/20/21 15:51	108-20-3	v2
Ethylbenzene	ND	ug/kg	6.6	3.1	1	07/20/21 10:24	07/20/21 15:51	100-41-4	
Hexachloro-1,3-butadiene	ND	ug/kg	13.3	10.8	1	07/20/21 10:24	07/20/21 15:51	87-68-3	
2-Hexanone	ND	ug/kg	66.3	6.4	1	07/20/21 10:24	07/20/21 15:51	591-78-6	
Isopropylbenzene (Cumene)	ND	ug/kg	6.6	2.3	1	07/20/21 10:24	07/20/21 15:51	98-82-8	
p-Isopropyltoluene	**49.4**	ug/kg	6.6	3.3	1	07/20/21 10:24	07/20/21 15:51	99-87-6	
Methylene Chloride	ND	ug/kg	26.5	18.2	1	07/20/21 10:24	07/20/21 15:51	75-09-2	
4-Methyl-2-pentanone (MIBK)	ND	ug/kg	66.3	6.4	1	07/20/21 10:24	07/20/21 15:51	108-10-1	
Methyl-tert-butyl ether	ND	ug/kg	6.6	2.5	1	07/20/21 10:24	07/20/21 15:51	1634-04-4	
Naphthalene	ND	ug/kg	6.6	3.5	1	07/20/21 10:24	07/20/21 15:51	91-20-3	
n-Propylbenzene	ND	ug/kg	6.6	2.4	1	07/20/21 10:24	07/20/21 15:51	103-65-1	
Styrene	ND	ug/kg	6.6	1.8	1	07/20/21 10:24	07/20/21 15:51	100-42-5	
1,1,1,2-Tetrachloroethane	ND	ug/kg	6.6	2.5	1	07/20/21 10:24	07/20/21 15:51	630-20-6	
1,1,2,2-Tetrachloroethane	ND	ug/kg	6.6	1.8	1	07/20/21 10:24	07/20/21 15:51	79-34-5	
Tetrachloroethene	ND	ug/kg	6.6	2.1	1	07/20/21 10:24	07/20/21 15:51	127-18-4	
Toluene	**3.4J**	ug/kg	6.6	1.9	1	07/20/21 10:24	07/20/21 15:51	108-88-3	
1,2,3-Trichlorobenzene	ND	ug/kg	6.6	5.4	1	07/20/21 10:24	07/20/21 15:51	87-61-6	
1,2,4-Trichlorobenzene	ND	ug/kg	6.6	5.6	1	07/20/21 10:24	07/20/21 15:51	120-82-1	
1,1,1-Trichloroethane	ND	ug/kg	6.6	3.4	1	07/20/21 10:24	07/20/21 15:51	71-55-6	v2
1,1,2-Trichloroethane	ND	ug/kg	6.6	2.2	1	07/20/21 10:24	07/20/21 15:51	79-00-5	
Trichloroethene	ND	ug/kg	6.6	1.7	1	07/20/21 10:24	07/20/21 15:51	79-01-6	
Trichlorofluoromethane	ND	ug/kg	6.6	3.6	1	07/20/21 10:24	07/20/21 15:51	75-69-4	
1,2,3-Trichloropropane	ND	ug/kg	6.6	3.4	1	07/20/21 10:24	07/20/21 15:51	96-18-4	
1,2,4-Trimethylbenzene	ND	ug/kg	6.6	1.8	1	07/20/21 10:24	07/20/21 15:51	95-63-6	
1,3,5-Trimethylbenzene	ND	ug/kg	6.6	2.2	1	07/20/21 10:24	07/20/21 15:51	108-67-8	
Vinyl acetate	ND	ug/kg	66.3	4.8	1	07/20/21 10:24	07/20/21 15:51	108-05-4	
Vinyl chloride	ND	ug/kg	13.3	3.4	1	07/20/21 10:24	07/20/21 15:51	75-01-4	
Xylene (Total)	ND	ug/kg	13.3	3.8	1	07/20/21 10:24	07/20/21 15:51	1330-20-7	
m&p-Xylene	ND	ug/kg	13.3	4.5	1	07/20/21 10:24	07/20/21 15:51	179601-23-1	
o-Xylene	ND	ug/kg	6.6	2.9	1	07/20/21 10:24	07/20/21 15:51	95-47-6	
Surrogates									
Toluene-d8 (S)	99	%	70-130		1	07/20/21 10:24	07/20/21 15:51	2037-26-5	
4-Bromofluorobenzene (S)	97	%	69-134		1	07/20/21 10:24	07/20/21 15:51	460-00-4	
1,2-Dichloroethane-d4 (S)	103	%	70-130		1	07/20/21 10:24	07/20/21 15:51	17060-07-0	
Percent Moisture	Analytical Method: SW-846 Pace Analytical Services - Charlotte								
Percent Moisture	**19.5**	%	0.10	0.10	1		07/16/21 15:55		N2

REPORT OF LABORATORY ANALYSIS

This report shall not be reproduced, except in full,
without the written consent of Pace Analytical Services, LLC.

Pace Analytical Services, LLC
9800 Kincey Ave. Suite 100
Huntersville, NC 28078
(704)875-9092

ANALYTICAL RESULTS

Project: CPC HUNTERSVILLE/CPC21018
Pace Project No.: 92550079

Sample: AEO 8-10 **Lab ID: 92550079010** Collected: 07/15/21 16:20 Received: 07/16/21 13:00 Matrix: Solid

Results reported on a "dry weight" basis and are adjusted for percent moisture, sample size and any dilutions.

Parameters	Results	Units	Report Limit	MDL	DF	Prepared	Analyzed	CAS No.	Qual
VPH NC Soil	Analytical Method: MADEP VPH Preparation Method: MADEP VPH Pace Analytical Services - Charlotte								
Total VPH (C5-C12)	ND	mg/kg	3.5	3.5	1	07/20/21 11:39	07/21/21 11:20		N2
Aliphatic (C05-C08)	ND	mg/kg	3.5	3.5	1	07/20/21 11:39	07/21/21 11:20		N2
Aliphatic(C09-C12) Adjusted	ND	mg/kg	3.5	3.5	1	07/20/21 11:39	07/21/21 11:20		N2
Aromatic (C09-C10)	ND	mg/kg	3.5	3.5	1	07/20/21 11:39	07/21/21 11:20		N2
Surrogates									
4-Bromofluorobenzene (FID) (S)	94	%	70-130		1	07/20/21 11:39	07/21/21 11:20	460-00-4	
4-Bromofluorobenzene (PID) (S)	87	%	70-130		1	07/20/21 11:39	07/21/21 11:20	460-00-4	
8260D/5035A/5030B Volatiles	Analytical Method: EPA 8260D Preparation Method: EPA 5035A/5030B Pace Analytical Services - Charlotte								
Acetone	ND	ug/kg	140	44.8	1	07/20/21 10:24	07/20/21 16:10	67-64-1	
Benzene	ND	ug/kg	7.0	2.8	1	07/20/21 10:24	07/20/21 16:10	71-43-2	
Bromobenzene	ND	ug/kg	7.0	2.3	1	07/20/21 10:24	07/20/21 16:10	108-86-1	
Bromochloromethane	ND	ug/kg	7.0	2.1	1	07/20/21 10:24	07/20/21 16:10	74-97-5	
Bromodichloromethane	ND	ug/kg	7.0	2.7	1	07/20/21 10:24	07/20/21 16:10	75-27-4	
Bromoform	ND	ug/kg	7.0	2.5	1	07/20/21 10:24	07/20/21 16:10	75-25-2	
Bromomethane	ND	ug/kg	14.0	11.0	1	07/20/21 10:24	07/20/21 16:10	74-83-9	IK
2-Butanone (MEK)	ND	ug/kg	140	33.5	1	07/20/21 10:24	07/20/21 16:10	78-93-3	
n-Butylbenzene	ND	ug/kg	7.0	3.3	1	07/20/21 10:24	07/20/21 16:10	104-51-8	
sec-Butylbenzene	ND	ug/kg	7.0	3.1	1	07/20/21 10:24	07/20/21 16:10	135-98-8	
tert-Butylbenzene	ND	ug/kg	7.0	2.5	1	07/20/21 10:24	07/20/21 16:10	98-06-6	
Carbon tetrachloride	ND	ug/kg	7.0	2.6	1	07/20/21 10:24	07/20/21 16:10	56-23-5	
Chlorobenzene	ND	ug/kg	7.0	1.3	1	07/20/21 10:24	07/20/21 16:10	108-90-7	
Chloroethane	ND	ug/kg	14.0	5.4	1	07/20/21 10:24	07/20/21 16:10	75-00-3	
Chloroform	ND	ug/kg	7.0	4.2	1	07/20/21 10:24	07/20/21 16:10	67-66-3	
Chloromethane	ND	ug/kg	14.0	5.9	1	07/20/21 10:24	07/20/21 16:10	74-87-3	
2-Chlorotoluene	ND	ug/kg	7.0	2.5	1	07/20/21 10:24	07/20/21 16:10	95-49-8	
4-Chlorotoluene	ND	ug/kg	7.0	1.2	1	07/20/21 10:24	07/20/21 16:10	106-43-4	
1,2-Dibromo-3-chloropropane	ND	ug/kg	7.0	2.7	1	07/20/21 10:24	07/20/21 16:10	96-12-8	
Dibromochloromethane	ND	ug/kg	7.0	3.9	1	07/20/21 10:24	07/20/21 16:10	124-48-1	
1,2-Dibromoethane (EDB)	ND	ug/kg	7.0	3.1	1	07/20/21 10:24	07/20/21 16:10	106-93-4	
Dibromomethane	ND	ug/kg	7.0	1.5	1	07/20/21 10:24	07/20/21 16:10	74-95-3	
1,2-Dichlorobenzene	ND	ug/kg	7.0	2.5	1	07/20/21 10:24	07/20/21 16:10	95-50-1	
1,3-Dichlorobenzene	ND	ug/kg	7.0	2.2	1	07/20/21 10:24	07/20/21 16:10	541-73-1	
1,4-Dichlorobenzene	ND	ug/kg	7.0	1.8	1	07/20/21 10:24	07/20/21 16:10	106-46-7	
Dichlorodifluoromethane	ND	ug/kg	14.0	3.0	1	07/20/21 10:24	07/20/21 16:10	75-71-8	
1,1-Dichloroethane	ND	ug/kg	7.0	2.9	1	07/20/21 10:24	07/20/21 16:10	75-34-3	
1,2-Dichloroethane	ND	ug/kg	7.0	4.6	1	07/20/21 10:24	07/20/21 16:10	107-06-2	v2
1,1-Dichloroethene	ND	ug/kg	7.0	2.9	1	07/20/21 10:24	07/20/21 16:10	75-35-4	
cis-1,2-Dichloroethene	ND	ug/kg	7.0	2.4	1	07/20/21 10:24	07/20/21 16:10	156-59-2	
trans-1,2-Dichloroethene	ND	ug/kg	7.0	2.4	1	07/20/21 10:24	07/20/21 16:10	156-60-5	
1,2-Dichloropropane	ND	ug/kg	7.0	2.1	1	07/20/21 10:24	07/20/21 16:10	78-87-5	
1,3-Dichloropropane	ND	ug/kg	7.0	2.2	1	07/20/21 10:24	07/20/21 16:10	142-28-9	
2,2-Dichloropropane	ND	ug/kg	7.0	2.3	1	07/20/21 10:24	07/20/21 16:10	594-20-7	

REPORT OF LABORATORY ANALYSIS

This report shall not be reproduced, except in full,
without the written consent of Pace Analytical Services, LLC.

Pace Analytical Services, LLC
9800 Kincey Ave. Suite 100
Huntersville, NC 28078
(704)875-9092

ANALYTICAL RESULTS

Project: CPC HUNTERSVILLE/CPC21018
Pace Project No.: 92550079

Sample: AEO 8-10 **Lab ID: 92550079010** Collected: 07/15/21 16:20 Received: 07/16/21 13:00 Matrix: Solid

Results reported on a "dry weight" basis and are adjusted for percent moisture, sample size and any dilutions.

Parameters	Results	Units	Report Limit	MDL	DF	Prepared	Analyzed	CAS No.	Qual
8260D/5035A/5030B Volatiles	Analytical Method: EPA 8260D Preparation Method: EPA 5035A/5030B Pace Analytical Services - Charlotte								
1,1-Dichloropropene	ND	ug/kg	7.0	3.4	1	07/20/21 10:24	07/20/21 16:10	563-58-6	
cis-1,3-Dichloropropene	ND	ug/kg	7.0	1.9	1	07/20/21 10:24	07/20/21 16:10	10061-01-5	
trans-1,3-Dichloropropene	ND	ug/kg	7.0	2.4	1	07/20/21 10:24	07/20/21 16:10	10061-02-6	
Diisopropyl ether	ND	ug/kg	7.0	1.9	1	07/20/21 10:24	07/20/21 16:10	108-20-3	v2
Ethylbenzene	ND	ug/kg	7.0	3.3	1	07/20/21 10:24	07/20/21 16:10	100-41-4	
Hexachloro-1,3-butadiene	ND	ug/kg	14.0	11.4	1	07/20/21 10:24	07/20/21 16:10	87-68-3	
2-Hexanone	ND	ug/kg	69.8	6.7	1	07/20/21 10:24	07/20/21 16:10	591-78-6	
Isopropylbenzene (Cumene)	ND	ug/kg	7.0	2.4	1	07/20/21 10:24	07/20/21 16:10	98-82-8	
p-Isopropyltoluene	ND	ug/kg	7.0	3.4	1	07/20/21 10:24	07/20/21 16:10	99-87-6	
Methylene Chloride	ND	ug/kg	27.9	19.1	1	07/20/21 10:24	07/20/21 16:10	75-09-2	
4-Methyl-2-pentanone (MIBK)	ND	ug/kg	69.8	6.7	1	07/20/21 10:24	07/20/21 16:10	108-10-1	
Methyl-tert-butyl ether	ND	ug/kg	7.0	2.6	1	07/20/21 10:24	07/20/21 16:10	1634-04-4	
Naphthalene	ND	ug/kg	7.0	3.7	1	07/20/21 10:24	07/20/21 16:10	91-20-3	
n-Propylbenzene	ND	ug/kg	7.0	2.5	1	07/20/21 10:24	07/20/21 16:10	103-65-1	
Styrene	ND	ug/kg	7.0	1.8	1	07/20/21 10:24	07/20/21 16:10	100-42-5	
1,1,1,2-Tetrachloroethane	ND	ug/kg	7.0	2.7	1	07/20/21 10:24	07/20/21 16:10	630-20-6	
1,1,2,2-Tetrachloroethane	ND	ug/kg	7.0	1.8	1	07/20/21 10:24	07/20/21 16:10	79-34-5	
Tetrachloroethene	ND	ug/kg	7.0	2.2	1	07/20/21 10:24	07/20/21 16:10	127-18-4	
Toluene	**3.7J**	ug/kg	7.0	2.0	1	07/20/21 10:24	07/20/21 16:10	108-88-3	
1,2,3-Trichlorobenzene	ND	ug/kg	7.0	5.6	1	07/20/21 10:24	07/20/21 16:10	87-61-6	
1,2,4-Trichlorobenzene	ND	ug/kg	7.0	5.9	1	07/20/21 10:24	07/20/21 16:10	120-82-1	
1,1,1-Trichloroethane	ND	ug/kg	7.0	3.6	1	07/20/21 10:24	07/20/21 16:10	71-55-6	v2
1,1,2-Trichloroethane	ND	ug/kg	7.0	2.3	1	07/20/21 10:24	07/20/21 16:10	79-00-5	
Trichloroethene	ND	ug/kg	7.0	1.8	1	07/20/21 10:24	07/20/21 16:10	79-01-6	
Trichlorofluoromethane	ND	ug/kg	7.0	3.8	1	07/20/21 10:24	07/20/21 16:10	75-69-4	
1,2,3-Trichloropropane	ND	ug/kg	7.0	3.5	1	07/20/21 10:24	07/20/21 16:10	96-18-4	
1,2,4-Trimethylbenzene	ND	ug/kg	7.0	1.9	1	07/20/21 10:24	07/20/21 16:10	95-63-6	
1,3,5-Trimethylbenzene	ND	ug/kg	7.0	2.3	1	07/20/21 10:24	07/20/21 16:10	108-67-8	
Vinyl acetate	ND	ug/kg	69.8	5.1	1	07/20/21 10:24	07/20/21 16:10	108-05-4	
Vinyl chloride	ND	ug/kg	14.0	3.5	1	07/20/21 10:24	07/20/21 16:10	75-01-4	
Xylene (Total)	ND	ug/kg	14.0	4.0	1	07/20/21 10:24	07/20/21 16:10	1330-20-7	
m&p-Xylene	ND	ug/kg	14.0	4.8	1	07/20/21 10:24	07/20/21 16:10	179601-23-1	
o-Xylene	ND	ug/kg	7.0	3.1	1	07/20/21 10:24	07/20/21 16:10	95-47-6	
Surrogates									
Toluene-d8 (S)	99	%	70-130		1	07/20/21 10:24	07/20/21 16:10	2037-26-5	
4-Bromofluorobenzene (S)	98	%	69-134		1	07/20/21 10:24	07/20/21 16:10	460-00-4	
1,2-Dichloroethane-d4 (S)	100	%	70-130		1	07/20/21 10:24	07/20/21 16:10	17060-07-0	
Percent Moisture	Analytical Method: SW-846 Pace Analytical Services - Charlotte								
Percent Moisture	**21.2**	%	0.10	0.10	1		07/16/21 16:24		N2

REPORT OF LABORATORY ANALYSIS

This report shall not be reproduced, except in full,
without the written consent of Pace Analytical Services, LLC.

Pace Analytical Services, LLC
9800 Kincey Ave. Suite 100
Huntersville, NC 28078
(704)875-9092

QUALITY CONTROL DATA

Project: CPC HUNTERSVILLE/CPC21018
Pace Project No.: 92550079

QC Batch: 634534 Analysis Method: MADEP VPH
QC Batch Method: MADEP VPH Analysis Description: VPH NC Soil
Laboratory: Pace Analytical Services - Charlotte
Associated Lab Samples: 92550079001, 92550079002, 92550079004, 92550079005, 92550079006, 92550079007, 92550079008, 92550079009, 92550079010

METHOD BLANK: 3332290 Matrix: Solid
Associated Lab Samples: 92550079001, 92550079002, 92550079004, 92550079005, 92550079006, 92550079007, 92550079008, 92550079009, 92550079010

Parameter	Units	Blank Result	Reporting Limit	MDL	Analyzed	Qualifiers
Aliphatic (C05-C08)	mg/kg	ND	2.5	2.5	07/20/21 18:43	N2
Aromatic (C09-C10)	mg/kg	ND	2.5	2.5	07/20/21 18:43	N2
4-Bromofluorobenzene (FID) (S)	%	95	70-130		07/20/21 18:43	
4-Bromofluorobenzene (PID) (S)	%	88	70-130		07/20/21 18:43	

LABORATORY CONTROL SAMPLE & LCSD: 3332291 3332292

Parameter	Units	Spike Conc.	LCS Result	LCSD Result	LCS % Rec	LCSD % Rec	% Rec Limits	RPD	Max RPD	Qualifiers
Aliphatic (C05-C08)	mg/kg	15.1	15.8	14.7	105	97	70-130	8	25	N2
Aromatic (C09-C10)	mg/kg	5	5.2	4.9	104	98	70-130	6	25	N2
4-Bromofluorobenzene (FID) (S)	%				95	97	70-130			
4-Bromofluorobenzene (PID) (S)	%				85	87	70-130			

Results presented on this page are in the units indicated by the "Units" column except where an alternate unit is presented to the right of the result.

REPORT OF LABORATORY ANALYSIS

This report shall not be reproduced, except in full,
without the written consent of Pace Analytical Services, LLC.

Pace Analytical Services, LLC
9800 Kincey Ave. Suite 100
Huntersville, NC 28078
(704)875-9092

QUALITY CONTROL DATA

Project: CPC HUNTERSVILLE/CPC21018
Pace Project No.: 92550079

QC Batch: 634904
QC Batch Method: MADEP VPH
Analysis Method: MADEP VPH
Analysis Description: VPH NC Soil
Laboratory: Pace Analytical Services - Charlotte
Associated Lab Samples: 92550079003

METHOD BLANK: 3334052 Matrix: Solid
Associated Lab Samples: 92550079003

Parameter	Units	Blank Result	Reporting Limit	MDL	Analyzed	Qualifiers
Aliphatic (C05-C08)	mg/kg	ND	2.5	2.5	07/21/21 18:56	N2
Aromatic (C09-C10)	mg/kg	ND	2.5	2.5	07/21/21 18:56	N2
4-Bromofluorobenzene (FID) (S)	%	99	70-130		07/21/21 18:56	
4-Bromofluorobenzene (PID) (S)	%	90	70-130		07/21/21 18:56	

LABORATORY CONTROL SAMPLE & LCSD: 3334053 3334054

Parameter	Units	Spike Conc.	LCS Result	LCSD Result	LCS % Rec	LCSD % Rec	% Rec Limits	RPD	Max RPD	Qualifiers
Aliphatic (C05-C08)	mg/kg	15	13.5	13.0	90	86	70-130	4	25	N2
Aromatic (C09-C10)	mg/kg	5	5.1	5.1	103	101	70-130	2	25	N2
4-Bromofluorobenzene (FID) (S)	%				100	99	70-130			
4-Bromofluorobenzene (PID) (S)	%				89	88	70-130			

Results presented on this page are in the units indicated by the "Units" column except where an alternate unit is presented to the right of the result.

REPORT OF LABORATORY ANALYSIS

This report shall not be reproduced, except in full,
without the written consent of Pace Analytical Services, LLC.

Pace Analytical Services, LLC
9800 Kincey Ave. Suite 100
Huntersville, NC 28078
(704)875-9092

QUALITY CONTROL DATA

Project: CPC HUNTERSVILLE/CPC21018
Pace Project No.: 92550079

QC Batch: 634235 | Analysis Method: EPA 8260D
QC Batch Method: EPA 5035A/5030B | Analysis Description: 8260D 5035A 5030B
Laboratory: Pace Analytical Services - Charlotte
Associated Lab Samples: 92550079001, 92550079002, 92550079003, 92550079004, 92550079005

METHOD BLANK: 3331015 Matrix: Solid
Associated Lab Samples: 92550079001, 92550079002, 92550079003, 92550079004, 92550079005

Parameter	Units	Blank Result	Reporting Limit	MDL	Analyzed	Qualifiers
1,1,1,2-Tetrachloroethane	ug/kg	ND	5.0	1.9	07/19/21 23:53	
1,1,1-Trichloroethane	ug/kg	ND	5.0	2.6	07/19/21 23:53	
1,1,2,2-Tetrachloroethane	ug/kg	ND	5.0	1.3	07/19/21 23:53	
1,1,2-Trichloroethane	ug/kg	ND	5.0	1.7	07/19/21 23:53	
1,1-Dichloroethane	ug/kg	ND	5.0	2.1	07/19/21 23:53	
1,1-Dichloroethene	ug/kg	ND	5.0	2.1	07/19/21 23:53	
1,1-Dichloropropene	ug/kg	ND	5.0	2.4	07/19/21 23:53	
1,2,3-Trichlorobenzene	ug/kg	ND	5.0	4.0	07/19/21 23:53	
1,2,3-Trichloropropane	ug/kg	ND	5.0	2.5	07/19/21 23:53	
1,2,4-Trichlorobenzene	ug/kg	ND	5.0	4.2	07/19/21 23:53	
1,2,4-Trimethylbenzene	ug/kg	3.2J	5.0	1.4	07/19/21 23:53	
1,2-Dibromo-3-chloropropane	ug/kg	ND	5.0	1.9	07/19/21 23:53	
1,2-Dibromoethane (EDB)	ug/kg	ND	5.0	2.2	07/19/21 23:53	
1,2-Dichlorobenzene	ug/kg	ND	5.0	1.8	07/19/21 23:53	
1,2-Dichloroethane	ug/kg	ND	5.0	3.3	07/19/21 23:53	
1,2-Dichloropropane	ug/kg	ND	5.0	1.5	07/19/21 23:53	
1,3,5-Trimethylbenzene	ug/kg	ND	5.0	1.7	07/19/21 23:53	
1,3-Dichlorobenzene	ug/kg	ND	5.0	1.6	07/19/21 23:53	
1,3-Dichloropropane	ug/kg	ND	5.0	1.6	07/19/21 23:53	
1,4-Dichlorobenzene	ug/kg	ND	5.0	1.3	07/19/21 23:53	
2,2-Dichloropropane	ug/kg	ND	5.0	1.6	07/19/21 23:53	
2-Butanone (MEK)	ug/kg	ND	100	24.0	07/19/21 23:53	
2-Chlorotoluene	ug/kg	ND	5.0	1.8	07/19/21 23:53	
2-Hexanone	ug/kg	ND	50.0	4.8	07/19/21 23:53	
4-Chlorotoluene	ug/kg	ND	5.0	0.88	07/19/21 23:53	
4-Methyl-2-pentanone (MIBK)	ug/kg	ND	50.0	4.8	07/19/21 23:53	
Acetone	ug/kg	ND	100	32.1	07/19/21 23:53	
Benzene	ug/kg	ND	5.0	2.0	07/19/21 23:53	
Bromobenzene	ug/kg	ND	5.0	1.6	07/19/21 23:53	
Bromochloromethane	ug/kg	ND	5.0	1.5	07/19/21 23:53	
Bromodichloromethane	ug/kg	ND	5.0	1.9	07/19/21 23:53	
Bromoform	ug/kg	ND	5.0	1.8	07/19/21 23:53	
Bromomethane	ug/kg	ND	10.0	7.9	07/19/21 23:53	IK
Carbon tetrachloride	ug/kg	ND	5.0	1.9	07/19/21 23:53	
Chlorobenzene	ug/kg	ND	5.0	0.96	07/19/21 23:53	
Chloroethane	ug/kg	ND	10.0	3.9	07/19/21 23:53	
Chloroform	ug/kg	ND	5.0	3.0	07/19/21 23:53	
Chloromethane	ug/kg	ND	10.0	4.2	07/19/21 23:53	
cis-1,2-Dichloroethene	ug/kg	ND	5.0	1.7	07/19/21 23:53	
cis-1,3-Dichloropropene	ug/kg	ND	5.0	1.4	07/19/21 23:53	

Results presented on this page are in the units indicated by the "Units" column except where an alternate unit is presented to the right of the result.

REPORT OF LABORATORY ANALYSIS

This report shall not be reproduced, except in full,
without the written consent of Pace Analytical Services, LLC.

Pace Analytical Services, LLC
9800 Kincey Ave. Suite 100
Huntersville, NC 28078
(704)875-9092

QUALITY CONTROL DATA

Project: CPC HUNTERSVILLE/CPC21018
Pace Project No.: 92550079

METHOD BLANK: 3331015 Matrix: Solid
Associated Lab Samples: 92550079001, 92550079002, 92550079003, 92550079004, 92550079005

Parameter	Units	Blank Result	Reporting Limit	MDL	Analyzed	Qualifiers
Dibromochloromethane	ug/kg	ND	5.0	2.8	07/19/21 23:53	
Dibromomethane	ug/kg	ND	5.0	1.1	07/19/21 23:53	
Dichlorodifluoromethane	ug/kg	ND	10.0	2.2	07/19/21 23:53	
Diisopropyl ether	ug/kg	ND	5.0	1.4	07/19/21 23:53	
Ethylbenzene	ug/kg	ND	5.0	2.3	07/19/21 23:53	
Hexachloro-1,3-butadiene	ug/kg	ND	10.0	8.2	07/19/21 23:53	
Isopropylbenzene (Cumene)	ug/kg	ND	5.0	1.7	07/19/21 23:53	
m&p-Xylene	ug/kg	ND	10.0	3.4	07/19/21 23:53	
Methyl-tert-butyl ether	ug/kg	ND	5.0	1.9	07/19/21 23:53	
Methylene Chloride	ug/kg	ND	20.0	13.7	07/19/21 23:53	
n-Butylbenzene	ug/kg	ND	5.0	2.4	07/19/21 23:53	
n-Propylbenzene	ug/kg	ND	5.0	1.8	07/19/21 23:53	
Naphthalene	ug/kg	ND	5.0	2.6	07/19/21 23:53	
o-Xylene	ug/kg	ND	5.0	2.2	07/19/21 23:53	
p-Isopropyltoluene	ug/kg	ND	5.0	2.5	07/19/21 23:53	
sec-Butylbenzene	ug/kg	ND	5.0	2.2	07/19/21 23:53	
Styrene	ug/kg	ND	5.0	1.3	07/19/21 23:53	
tert-Butylbenzene	ug/kg	ND	5.0	1.8	07/19/21 23:53	
Tetrachloroethene	ug/kg	ND	5.0	1.6	07/19/21 23:53	
Toluene	ug/kg	ND	5.0	1.4	07/19/21 23:53	
trans-1,2-Dichloroethene	ug/kg	ND	5.0	1.8	07/19/21 23:53	
trans-1,3-Dichloropropene	ug/kg	ND	5.0	1.7	07/19/21 23:53	
Trichloroethene	ug/kg	ND	5.0	1.3	07/19/21 23:53	
Trichlorofluoromethane	ug/kg	ND	5.0	2.8	07/19/21 23:53	
Vinyl acetate	ug/kg	ND	50.0	3.6	07/19/21 23:53	
Vinyl chloride	ug/kg	ND	10.0	2.5	07/19/21 23:53	
Xylene (Total)	ug/kg	ND	10.0	2.8	07/19/21 23:53	
1,2-Dichloroethane-d4 (S)	%	99	70-130		07/19/21 23:53	
4-Bromofluorobenzene (S)	%	96	69-134		07/19/21 23:53	
Toluene-d8 (S)	%	98	70-130		07/19/21 23:53	

LABORATORY CONTROL SAMPLE: 3331016

Parameter	Units	Spike Conc.	LCS Result	LCS % Rec	% Rec Limits	Qualifiers
1,1,1,2-Tetrachloroethane	ug/kg	1250	1120	90	70-130	
1,1,1-Trichloroethane	ug/kg	1250	993	79	70-130	
1,1,2,2-Tetrachloroethane	ug/kg	1250	1030	82	70-130	
1,1,2-Trichloroethane	ug/kg	1250	1030	83	70-130	
1,1-Dichloroethane	ug/kg	1250	1100	88	70-130	
1,1-Dichloroethene	ug/kg	1250	1130	90	70-130	
1,1-Dichloropropene	ug/kg	1250	1090	87	70-130	
1,2,3-Trichlorobenzene	ug/kg	1250	1210	97	65-130	
1,2,3-Trichloropropane	ug/kg	1250	1070	86	70-130	
1,2,4-Trichlorobenzene	ug/kg	1250	1210	97	68-130	

Results presented on this page are in the units indicated by the "Units" column except where an alternate unit is presented to the right of the result.

REPORT OF LABORATORY ANALYSIS

This report shall not be reproduced, except in full,
without the written consent of Pace Analytical Services, LLC.

Pace Analytical Services, LLC
9800 Kincey Ave. Suite 100
Huntersville, NC 28078
(704)875-9092

QUALITY CONTROL DATA

Project: CPC HUNTERSVILLE/CPC21018
Pace Project No.: 92550079

LABORATORY CONTROL SAMPLE: 3331016

Parameter	Units	Spike Conc.	LCS Result	LCS % Rec	% Rec Limits	Qualifiers
1,2,4-Trimethylbenzene	ug/kg	1250	1150	92	70-130	
1,2-Dibromo-3-chloropropane	ug/kg	1250	1170	94	70-130	
1,2-Dibromoethane (EDB)	ug/kg	1250	1130	90	70-130	
1,2-Dichlorobenzene	ug/kg	1250	1180	94	70-130	
1,2-Dichloroethane	ug/kg	1250	968	77	63-130	
1,2-Dichloropropane	ug/kg	1250	1100	88	70-130	
1,3,5-Trimethylbenzene	ug/kg	1250	1170	94	70-130	
1,3-Dichlorobenzene	ug/kg	1250	1180	94	70-130	
1,3-Dichloropropane	ug/kg	1250	1120	89	70-130	
1,4-Dichlorobenzene	ug/kg	1250	1160	93	70-130	
2,2-Dichloropropane	ug/kg	1250	953	76	66-130	
2-Butanone (MEK)	ug/kg	2500	2000	80	70-130	
2-Chlorotoluene	ug/kg	1250	1200	96	70-130	
2-Hexanone	ug/kg	2500	2060	82	70-130	
4-Chlorotoluene	ug/kg	1250	1120	90	70-130	
4-Methyl-2-pentanone (MIBK)	ug/kg	2500	2050	82	70-130	
Acetone	ug/kg	2500	2100	84	69-130	
Benzene	ug/kg	1250	1120	89	70-130	
Bromobenzene	ug/kg	1250	1240	99	70-130	
Bromochloromethane	ug/kg	1250	1180	94	70-130	
Bromodichloromethane	ug/kg	1250	976	78	69-130	
Bromoform	ug/kg	1250	1110	89	70-130	
Bromomethane	ug/kg	1250	1120	90	52-130	IK
Carbon tetrachloride	ug/kg	1250	1100	88	70-130	
Chlorobenzene	ug/kg	1250	1150	92	70-130	
Chloroethane	ug/kg	1250	1190	95	65-130	
Chloroform	ug/kg	1250	1150	92	70-130	
Chloromethane	ug/kg	1250	1010	81	55-130	
cis-1,2-Dichloroethene	ug/kg	1250	1060	84	70-130	
cis-1,3-Dichloropropene	ug/kg	1250	1080	87	70-130	
Dibromochloromethane	ug/kg	1250	1110	89	70-130	
Dibromomethane	ug/kg	1250	1170	94	70-130	
Dichlorodifluoromethane	ug/kg	1250	1070	86	45-156	
Diisopropyl ether	ug/kg	1250	990	79	70-130	
Ethylbenzene	ug/kg	1250	1220	98	70-130	
Hexachloro-1,3-butadiene	ug/kg	1250	1260	101	66-130	
Isopropylbenzene (Cumene)	ug/kg	1250	1160	93	70-130	
m&p-Xylene	ug/kg	2500	2250	90	70-130	
Methyl-tert-butyl ether	ug/kg	1250	1040	84	70-130	
Methylene Chloride	ug/kg	1250	1080	86	65-130	
n-Butylbenzene	ug/kg	1250	1190	95	67-130	
n-Propylbenzene	ug/kg	1250	1220	97	70-130	
Naphthalene	ug/kg	1250	1160	93	70-130	
o-Xylene	ug/kg	1250	1160	93	70-130	
p-Isopropyltoluene	ug/kg	1250	1200	96	67-130	
sec-Butylbenzene	ug/kg	1250	1190	95	69-130	
Styrene	ug/kg	1250	1150	92	70-130	

Results presented on this page are in the units indicated by the "Units" column except where an alternate unit is presented to the right of the result.

REPORT OF LABORATORY ANALYSIS

This report shall not be reproduced, except in full,
without the written consent of Pace Analytical Services, LLC.

Pace Analytical Services, LLC
9800 Kincey Ave. Suite 100
Huntersville, NC 28078
(704)875-9092

QUALITY CONTROL DATA

Project: CPC HUNTERSVILLE/CPC21018
Pace Project No.: 92550079

LABORATORY CONTROL SAMPLE: 3331016

Parameter	Units	Spike Conc.	LCS Result	LCS % Rec	% Rec Limits	Qualifiers
tert-Butylbenzene	ug/kg	1250	1140	91	67-130	
Tetrachloroethene	ug/kg	1250	1090	87	70-130	
Toluene	ug/kg	1250	1080	86	70-130	
trans-1,2-Dichloroethene	ug/kg	1250	1100	88	70-130	
trans-1,3-Dichloropropene	ug/kg	1250	1070	86	68-130	
Trichloroethene	ug/kg	1250	1150	92	70-130	
Trichlorofluoromethane	ug/kg	1250	1060	85	70-130	
Vinyl acetate	ug/kg	2500	2200	88	70-130	
Vinyl chloride	ug/kg	1250	1130	91	61-130	
Xylene (Total)	ug/kg	3750	3410	91	70-130	
1,2-Dichloroethane-d4 (S)	%			87	70-130	
4-Bromofluorobenzene (S)	%			95	69-134	
Toluene-d8 (S)	%			98	70-130	

MATRIX SPIKE SAMPLE: 3331018

Parameter	Units	92549529001 Result	Spike Conc.	MS Result	MS % Rec	% Rec Limits	Qualifiers
1,1,1,2-Tetrachloroethane	ug/kg	<0.0053 mg/kg	532	520	98	70-131	
1,1,1-Trichloroethane	ug/kg	<0.0053 mg/kg	532	450	85	65-133	
1,1,2,2-Tetrachloroethane	ug/kg	<0.0053 mg/kg	532	455	85	66-130	
1,1,2-Trichloroethane	ug/kg	<0.0053 mg/kg	532	453	85	66-133	
1,1-Dichloroethane	ug/kg	<0.0053 mg/kg	532	491	92	65-130	
1,1-Dichloroethene	ug/kg	<0.0053 mg/kg	532	517	97	10-158	
1,1-Dichloropropene	ug/kg	<0.0053 mg/kg	532	518	97	68-133	
1,2,3-Trichlorobenzene	ug/kg	<0.0053 mg/kg	532	562	106	27-138	
1,2,3-Trichloropropane	ug/kg	<0.0053 mg/kg	532	463	87	67-130	
1,2,4-Trichlorobenzene	ug/kg	<0.0053 mg/kg	532	585	110	51-134	
1,2,4-Trimethylbenzene	ug/kg	<0.0053 mg/kg	532	548	102	63-136	
1,2-Dibromo-3-chloropropane	ug/kg	<0.0053 mg/kg	532	450	85	32-130	
1,2-Dibromoethane (EDB)	ug/kg	<0.0053 mg/kg	532	583	110	70-130	
1,2-Dichlorobenzene	ug/kg	<0.0053 mg/kg	532	563	106	69-130	
1,2-Dichloroethane	ug/kg	<0.0053 mg/kg	532	432	81	59-130	
1,2-Dichloropropane	ug/kg	<0.0053 mg/kg	532	500	94	70-130	
1,3,5-Trimethylbenzene	ug/kg	<0.0053 mg/kg	532	561	105	65-137	
1,3-Dichlorobenzene	ug/kg	<0.0053 mg/kg	532	573	108	70-130	
1,3-Dichloropropane	ug/kg	<0.0053 mg/kg	532	508	96	70-130	
1,4-Dichlorobenzene	ug/kg	<0.0053 mg/kg	532	573	108	68-130	
2,2-Dichloropropane	ug/kg	<0.0053 mg/kg	532	390	73	32-130	
2-Butanone (MEK)	ug/kg	<0.11 mg/kg	1060	743	70	10-136	
2-Chlorotoluene	ug/kg	<0.0053 mg/kg	532	569	107	69-141	
2-Hexanone	ug/kg	<0.053 mg/kg	1060	821	77	10-144	
4-Chlorotoluene	ug/kg	<0.0053 mg/kg	532	541	102	70-132	
4-Methyl-2-pentanone (MIBK)	ug/kg	<0.053 mg/kg	1060	730	69	25-143	
Acetone	ug/kg	<0.11 mg/kg	1060	709	67	10-130	
Benzene	ug/kg	<0.0053 mg/kg	532	518	97	67-130	

Results presented on this page are in the units indicated by the "Units" column except where an alternate unit is presented to the right of the result.

REPORT OF LABORATORY ANALYSIS

This report shall not be reproduced, except in full,
without the written consent of Pace Analytical Services, LLC.

Pace Analytical Services, LLC
9800 Kincey Ave. Suite 100
Huntersville, NC 28078
(704)875-9092

QUALITY CONTROL DATA

Project: CPC HUNTERSVILLE/CPC21018
Pace Project No.: 92550079

MATRIX SPIKE SAMPLE: 3331018

Parameter	Units	92549529001 Result	Spike Conc.	MS Result	MS % Rec	% Rec Limits	Qualifiers
Bromobenzene	ug/kg	<0.0053 mg/kg	532	576	108	70-130	
Bromochloromethane	ug/kg	<0.0053 mg/kg	532	490	92	69-134	
Bromodichloromethane	ug/kg	<0.0053 mg/kg	532	420	79	64-130	
Bromoform	ug/kg	<0.0053 mg/kg	532	445	84	62-130	
Bromomethane	ug/kg	<0.011 mg/kg	532	344	65	20-176	IK
Carbon tetrachloride	ug/kg	<0.0053 mg/kg	532	493	93	65-140	
Chlorobenzene	ug/kg	<0.0053 mg/kg	532	548	103	70-130	
Chloroethane	ug/kg	<0.011 mg/kg	532	163	31	10-130	
Chloroform	ug/kg	<0.0053 mg/kg	532	506	95	63-130	
Chloromethane	ug/kg	<0.011 mg/kg	532	540	102	58-130	
cis-1,2-Dichloroethene	ug/kg	<0.0053 mg/kg	532	476	90	66-130	
cis-1,3-Dichloropropene	ug/kg	<0.0053 mg/kg	532	458	86	67-130	
Dibromochloromethane	ug/kg	<0.0053 mg/kg	532	465	87	67-130	
Dibromomethane	ug/kg	<0.0053 mg/kg	532	500	94	63-131	
Dichlorodifluoromethane	ug/kg	<0.011 mg/kg	532	520	98	44-180	
Diisopropyl ether	ug/kg	<0.0053 mg/kg	532	435	82	63-130	
Ethylbenzene	ug/kg	<0.0053 mg/kg	532	595	112	66-130	
Hexachloro-1,3-butadiene	ug/kg	<0.011 mg/kg	532	649	122	64-150	
Isopropylbenzene (Cumene)	ug/kg	<0.0053 mg/kg	532	573	108	69-135	
m&p-Xylene	ug/kg	<0.011 mg/kg	1060	1120	105	60-133	
Methyl-tert-butyl ether	ug/kg	<0.0053 mg/kg	532	446	84	65-130	
Methylene Chloride	ug/kg	<0.021 mg/kg	532	476	89	61-130	
n-Butylbenzene	ug/kg	<0.0053 mg/kg	532	605	114	65-140	
n-Propylbenzene	ug/kg	<0.0053 mg/kg	532	584	110	67-140	
Naphthalene	ug/kg	<0.0053 mg/kg	532	496	93	15-145	
o-Xylene	ug/kg	<0.0053 mg/kg	532	556	105	66-133	
p-Isopropyltoluene	ug/kg	<0.0053 mg/kg	532	602	113	56-147	
sec-Butylbenzene	ug/kg	<0.0053 mg/kg	532	576	108	65-139	
Styrene	ug/kg	<0.0053 mg/kg	532	537	101	70-132	
tert-Butylbenzene	ug/kg	<0.0053 mg/kg	532	562	106	62-135	
Tetrachloroethene	ug/kg	<0.0053 mg/kg	532	553	104	70-135	
Toluene	ug/kg	<0.0053 mg/kg	532	507	95	67-130	
trans-1,2-Dichloroethene	ug/kg	<0.0053 mg/kg	532	513	97	69-130	
trans-1,3-Dichloropropene	ug/kg	<0.0053 mg/kg	532	452	85	62-130	
Trichloroethene	ug/kg	<0.0053 mg/kg	532	549	103	70-135	
Trichlorofluoromethane	ug/kg	<0.0053 mg/kg	532	142	27	10-130	
Vinyl acetate	ug/kg	<0.053 mg/kg	1060	895	84	53-130	
Vinyl chloride	ug/kg	<0.011 mg/kg	532	521	98	61-148	
Xylene (Total)	ug/kg	<0.011 mg/kg	1590	1670	105	63-132	
1,2-Dichloroethane-d4 (S)	%				109	70-130	
4-Bromofluorobenzene (S)	%				98	69-134	
Toluene-d8 (S)	%				99	70-130	

Results presented on this page are in the units indicated by the "Units" column except where an alternate unit is presented to the right of the result.

REPORT OF LABORATORY ANALYSIS

This report shall not be reproduced, except in full,
without the written consent of Pace Analytical Services, LLC.

Pace Analytical Services, LLC
9800 Kincey Ave. Suite 100
Huntersville, NC 28078
(704)875-9092

QUALITY CONTROL DATA

Project: CPC HUNTERSVILLE/CPC21018
Pace Project No.: 92550079

SAMPLE DUPLICATE: 3331017

Parameter	Units	92549512003 Result	Dup Result	RPD	Max RPD	Qualifiers
1,1,1,2-Tetrachloroethane	ug/kg	ND	ND		30	
1,1,1-Trichloroethane	ug/kg	ND	ND		30	
1,1,2,2-Tetrachloroethane	ug/kg	ND	ND		30	
1,1,2-Trichloroethane	ug/kg	ND	ND		30	
1,1-Dichloroethane	ug/kg	ND	ND		30	
1,1-Dichloroethene	ug/kg	ND	ND		30	
1,1-Dichloropropene	ug/kg	ND	ND		30	
1,2,3-Trichlorobenzene	ug/kg	ND	ND		30	
1,2,3-Trichloropropane	ug/kg	ND	ND		30	
1,2,4-Trichlorobenzene	ug/kg	ND	ND		30	
1,2,4-Trimethylbenzene	ug/kg	7.0	4.3J		30	
1,2-Dibromo-3-chloropropane	ug/kg	ND	ND		30	
1,2-Dibromoethane (EDB)	ug/kg	ND	ND		30	
1,2-Dichlorobenzene	ug/kg	ND	ND		30	
1,2-Dichloroethane	ug/kg	ND	ND		30	
1,2-Dichloropropane	ug/kg	ND	ND		30	
1,3,5-Trimethylbenzene	ug/kg	ND	ND		30	
1,3-Dichlorobenzene	ug/kg	ND	ND		30	
1,3-Dichloropropane	ug/kg	ND	ND		30	
1,4-Dichlorobenzene	ug/kg	ND	ND		30	
2,2-Dichloropropane	ug/kg	ND	ND		30	
2-Butanone (MEK)	ug/kg	ND	ND		30	
2-Chlorotoluene	ug/kg	ND	ND		30	
2-Hexanone	ug/kg	ND	ND		30	
4-Chlorotoluene	ug/kg	ND	ND		30	
4-Methyl-2-pentanone (MIBK)	ug/kg	ND	ND		30	
Acetone	ug/kg	ND	ND		30	
Benzene	ug/kg	ND	ND		30	
Bromobenzene	ug/kg	ND	ND		30	
Bromochloromethane	ug/kg	ND	ND		30	
Bromodichloromethane	ug/kg	ND	ND		30	
Bromoform	ug/kg	ND	ND		30	
Bromomethane	ug/kg	ND	ND		30	IK
Carbon tetrachloride	ug/kg	ND	ND		30	
Chlorobenzene	ug/kg	ND	ND		30	
Chloroethane	ug/kg	ND	ND		30	
Chloroform	ug/kg	ND	ND		30	
Chloromethane	ug/kg	ND	ND		30	
cis-1,2-Dichloroethene	ug/kg	ND	ND		30	
cis-1,3-Dichloropropene	ug/kg	ND	ND		30	
Dibromochloromethane	ug/kg	ND	ND		30	
Dibromomethane	ug/kg	ND	ND		30	
Dichlorodifluoromethane	ug/kg	ND	ND		30	
Diisopropyl ether	ug/kg	ND	ND		30	
Ethylbenzene	ug/kg	ND	ND		30	
Hexachloro-1,3-butadiene	ug/kg	ND	ND		30	
Isopropylbenzene (Cumene)	ug/kg	ND	ND		30	

Results presented on this page are in the units indicated by the "Units" column except where an alternate unit is presented to the right of the result.

REPORT OF LABORATORY ANALYSIS

This report shall not be reproduced, except in full,
without the written consent of Pace Analytical Services, LLC.

Pace Analytical Services, LLC
9800 Kincey Ave. Suite 100
Huntersville, NC 28078
(704)875-9092

QUALITY CONTROL DATA

Project: CPC HUNTERSVILLE/CPC21018
Pace Project No.: 92550079

SAMPLE DUPLICATE: 3331017

Parameter	Units	92549512003 Result	Dup Result	RPD	Max RPD	Qualifiers
m&p-Xylene	ug/kg	ND	7.4J		30	
Methyl-tert-butyl ether	ug/kg	ND	ND		30	
Methylene Chloride	ug/kg	ND	ND		30	
n-Butylbenzene	ug/kg	ND	ND		30	
n-Propylbenzene	ug/kg	ND	ND		30	
Naphthalene	ug/kg	ND	ND		30	
o-Xylene	ug/kg	ND	ND		30	
p-Isopropyltoluene	ug/kg	ND	ND		30	
sec-Butylbenzene	ug/kg	ND	ND		30	
Styrene	ug/kg	ND	ND		30	
tert-Butylbenzene	ug/kg	ND	ND		30	
Tetrachloroethene	ug/kg	ND	ND		30	
Toluene	ug/kg	ND	4.2J		30	
trans-1,2-Dichloroethene	ug/kg	ND	ND		30	
trans-1,3-Dichloropropene	ug/kg	ND	ND		30	
Trichloroethene	ug/kg	ND	ND		30	
Trichlorofluoromethane	ug/kg	ND	ND		30	
Vinyl acetate	ug/kg	ND	ND		30	
Vinyl chloride	ug/kg	ND	ND		30	
Xylene (Total)	ug/kg	ND	ND		30	
1,2-Dichloroethane-d4 (S)	%	94	96			
4-Bromofluorobenzene (S)	%	97	96			
Toluene-d8 (S)	%	98	98			

Results presented on this page are in the units indicated by the "Units" column except where an alternate unit is presented to the right of the result.

REPORT OF LABORATORY ANALYSIS

This report shall not be reproduced, except in full,
without the written consent of Pace Analytical Services, LLC.

Pace Analytical Services, LLC
9800 Kincey Ave. Suite 100
Huntersville, NC 28078
(704)875-9092

QUALITY CONTROL DATA

Project: CPC HUNTERSVILLE/CPC21018
Pace Project No.: 92550079

QC Batch: 634512 | Analysis Method: EPA 8260D
QC Batch Method: EPA 5035A/5030B | Analysis Description: 8260D 5035A 5030B
Laboratory: Pace Analytical Services - Charlotte
Associated Lab Samples: 92550079006, 92550079007, 92550079008, 92550079009, 92550079010

METHOD BLANK: 3332146 Matrix: Solid
Associated Lab Samples: 92550079006, 92550079007, 92550079008, 92550079009, 92550079010

Parameter	Units	Blank Result	Reporting Limit	MDL	Analyzed	Qualifiers
1,1,1,2-Tetrachloroethane	ug/kg	ND	5.0	1.9	07/20/21 12:28	
1,1,1-Trichloroethane	ug/kg	ND	5.0	2.6	07/20/21 12:28	v2
1,1,2,2-Tetrachloroethane	ug/kg	ND	5.0	1.3	07/20/21 12:28	
1,1,2-Trichloroethane	ug/kg	ND	5.0	1.7	07/20/21 12:28	
1,1-Dichloroethane	ug/kg	ND	5.0	2.1	07/20/21 12:28	
1,1-Dichloroethene	ug/kg	ND	5.0	2.1	07/20/21 12:28	
1,1-Dichloropropene	ug/kg	ND	5.0	2.4	07/20/21 12:28	
1,2,3-Trichlorobenzene	ug/kg	ND	5.0	4.0	07/20/21 12:28	
1,2,3-Trichloropropane	ug/kg	ND	5.0	2.5	07/20/21 12:28	
1,2,4-Trichlorobenzene	ug/kg	ND	5.0	4.2	07/20/21 12:28	
1,2,4-Trimethylbenzene	ug/kg	ND	5.0	1.4	07/20/21 12:28	
1,2-Dibromo-3-chloropropane	ug/kg	ND	5.0	1.9	07/20/21 12:28	
1,2-Dibromoethane (EDB)	ug/kg	ND	5.0	2.2	07/20/21 12:28	
1,2-Dichlorobenzene	ug/kg	ND	5.0	1.8	07/20/21 12:28	
1,2-Dichloroethane	ug/kg	ND	5.0	3.3	07/20/21 12:28	v2
1,2-Dichloropropane	ug/kg	ND	5.0	1.5	07/20/21 12:28	
1,3,5-Trimethylbenzene	ug/kg	ND	5.0	1.7	07/20/21 12:28	
1,3-Dichlorobenzene	ug/kg	ND	5.0	1.6	07/20/21 12:28	
1,3-Dichloropropane	ug/kg	ND	5.0	1.6	07/20/21 12:28	
1,4-Dichlorobenzene	ug/kg	ND	5.0	1.3	07/20/21 12:28	
2,2-Dichloropropane	ug/kg	ND	5.0	1.6	07/20/21 12:28	
2-Butanone (MEK)	ug/kg	ND	100	24.0	07/20/21 12:28	
2-Chlorotoluene	ug/kg	ND	5.0	1.8	07/20/21 12:28	
2-Hexanone	ug/kg	ND	50.0	4.8	07/20/21 12:28	
4-Chlorotoluene	ug/kg	ND	5.0	0.88	07/20/21 12:28	
4-Methyl-2-pentanone (MIBK)	ug/kg	ND	50.0	4.8	07/20/21 12:28	
Acetone	ug/kg	ND	100	32.1	07/20/21 12:28	
Benzene	ug/kg	ND	5.0	2.0	07/20/21 12:28	
Bromobenzene	ug/kg	ND	5.0	1.6	07/20/21 12:28	
Bromochloromethane	ug/kg	ND	5.0	1.5	07/20/21 12:28	
Bromodichloromethane	ug/kg	ND	5.0	1.9	07/20/21 12:28	
Bromoform	ug/kg	ND	5.0	1.8	07/20/21 12:28	
Bromomethane	ug/kg	ND	10.0	7.9	07/20/21 12:28	IK
Carbon tetrachloride	ug/kg	ND	5.0	1.9	07/20/21 12:28	
Chlorobenzene	ug/kg	ND	5.0	0.96	07/20/21 12:28	
Chloroethane	ug/kg	ND	10.0	3.9	07/20/21 12:28	
Chloroform	ug/kg	ND	5.0	3.0	07/20/21 12:28	
Chloromethane	ug/kg	ND	10.0	4.2	07/20/21 12:28	
cis-1,2-Dichloroethene	ug/kg	ND	5.0	1.7	07/20/21 12:28	
cis-1,3-Dichloropropene	ug/kg	ND	5.0	1.4	07/20/21 12:28	

Results presented on this page are in the units indicated by the "Units" column except where an alternate unit is presented to the right of the result.

REPORT OF LABORATORY ANALYSIS

This report shall not be reproduced, except in full,
without the written consent of Pace Analytical Services, LLC.

Pace Analytical Services, LLC
9800 Kincey Ave. Suite 100
Huntersville, NC 28078
(704)875-9092

QUALITY CONTROL DATA

Project: CPC HUNTERSVILLE/CPC21018
Pace Project No.: 92550079

METHOD BLANK: 3332146 Matrix: Solid
Associated Lab Samples: 92550079006, 92550079007, 92550079008, 92550079009, 92550079010

Parameter	Units	Blank Result	Reporting Limit	MDL	Analyzed	Qualifiers
Dibromochloromethane	ug/kg	ND	5.0	2.8	07/20/21 12:28	
Dibromomethane	ug/kg	ND	5.0	1.1	07/20/21 12:28	
Dichlorodifluoromethane	ug/kg	ND	10.0	2.2	07/20/21 12:28	
Diisopropyl ether	ug/kg	ND	5.0	1.4	07/20/21 12:28	v2
Ethylbenzene	ug/kg	ND	5.0	2.3	07/20/21 12:28	
Hexachloro-1,3-butadiene	ug/kg	ND	10.0	8.2	07/20/21 12:28	
Isopropylbenzene (Cumene)	ug/kg	ND	5.0	1.7	07/20/21 12:28	
m&p-Xylene	ug/kg	ND	10.0	3.4	07/20/21 12:28	
Methyl-tert-butyl ether	ug/kg	ND	5.0	1.9	07/20/21 12:28	
Methylene Chloride	ug/kg	ND	20.0	13.7	07/20/21 12:28	
n-Butylbenzene	ug/kg	ND	5.0	2.4	07/20/21 12:28	
n-Propylbenzene	ug/kg	ND	5.0	1.8	07/20/21 12:28	
Naphthalene	ug/kg	ND	5.0	2.6	07/20/21 12:28	
o-Xylene	ug/kg	ND	5.0	2.2	07/20/21 12:28	
p-Isopropyltoluene	ug/kg	ND	5.0	2.5	07/20/21 12:28	
sec-Butylbenzene	ug/kg	ND	5.0	2.2	07/20/21 12:28	
Styrene	ug/kg	ND	5.0	1.3	07/20/21 12:28	
tert-Butylbenzene	ug/kg	ND	5.0	1.8	07/20/21 12:28	
Tetrachloroethene	ug/kg	ND	5.0	1.6	07/20/21 12:28	
Toluene	ug/kg	ND	5.0	1.4	07/20/21 12:28	
trans-1,2-Dichloroethene	ug/kg	ND	5.0	1.8	07/20/21 12:28	
trans-1,3-Dichloropropene	ug/kg	ND	5.0	1.7	07/20/21 12:28	
Trichloroethene	ug/kg	ND	5.0	1.3	07/20/21 12:28	
Trichlorofluoromethane	ug/kg	ND	5.0	2.8	07/20/21 12:28	
Vinyl acetate	ug/kg	ND	50.0	3.6	07/20/21 12:28	
Vinyl chloride	ug/kg	ND	10.0	2.5	07/20/21 12:28	
Xylene (Total)	ug/kg	ND	10.0	2.8	07/20/21 12:28	
1,2-Dichloroethane-d4 (S)	%	101	70-130		07/20/21 12:28	
4-Bromofluorobenzene (S)	%	96	69-134		07/20/21 12:28	
Toluene-d8 (S)	%	97	70-130		07/20/21 12:28	

LABORATORY CONTROL SAMPLE: 3332147

Parameter	Units	Spike Conc.	LCS Result	LCS % Rec	% Rec Limits	Qualifiers
1,1,1,2-Tetrachloroethane	ug/kg	1250	1170	94	70-130	
1,1,1-Trichloroethane	ug/kg	1250	996	80	70-130	v3
1,1,2,2-Tetrachloroethane	ug/kg	1250	1070	86	70-130	
1,1,2-Trichloroethane	ug/kg	1250	1070	85	70-130	
1,1-Dichloroethane	ug/kg	1250	1110	89	70-130	
1,1-Dichloroethene	ug/kg	1250	1100	88	70-130	
1,1-Dichloropropene	ug/kg	1250	1090	87	70-130	
1,2,3-Trichlorobenzene	ug/kg	1250	1280	102	65-130	
1,2,3-Trichloropropane	ug/kg	1250	1110	89	70-130	
1,2,4-Trichlorobenzene	ug/kg	1250	1280	102	68-130	

Results presented on this page are in the units indicated by the "Units" column except where an alternate unit is presented to the right of the result.

REPORT OF LABORATORY ANALYSIS

This report shall not be reproduced, except in full,
without the written consent of Pace Analytical Services, LLC.

Pace Analytical Services, LLC
9800 Kincey Ave. Suite 100
Huntersville, NC 28078
(704)875-9092

QUALITY CONTROL DATA

Project: CPC HUNTERSVILLE/CPC21018
Pace Project No.: 92550079

LABORATORY CONTROL SAMPLE: 3332147

Parameter	Units	Spike Conc.	LCS Result	LCS % Rec	% Rec Limits	Qualifiers
1,2,4-Trimethylbenzene	ug/kg	1250	1180	94	70-130	
1,2-Dibromo-3-chloropropane	ug/kg	1250	1130	90	70-130	
1,2-Dibromoethane (EDB)	ug/kg	1250	1170	94	70-130	
1,2-Dichlorobenzene	ug/kg	1250	1230	98	70-130	
1,2-Dichloroethane	ug/kg	1250	997	80	63-130	v3
1,2-Dichloropropane	ug/kg	1250	1130	91	70-130	
1,3,5-Trimethylbenzene	ug/kg	1250	1210	97	70-130	
1,3-Dichlorobenzene	ug/kg	1250	1210	96	70-130	
1,3-Dichloropropane	ug/kg	1250	1160	93	70-130	
1,4-Dichlorobenzene	ug/kg	1250	1220	97	70-130	
2,2-Dichloropropane	ug/kg	1250	1010	81	66-130	
2-Butanone (MEK)	ug/kg	2500	2030	81	70-130	
2-Chlorotoluene	ug/kg	1250	1240	99	70-130	
2-Hexanone	ug/kg	2500	2110	84	70-130	
4-Chlorotoluene	ug/kg	1250	1160	93	70-130	
4-Methyl-2-pentanone (MIBK)	ug/kg	2500	2080	83	70-130	
Acetone	ug/kg	2500	2240	90	69-130	
Benzene	ug/kg	1250	1130	90	70-130	
Bromobenzene	ug/kg	1250	1270	102	70-130	
Bromochloromethane	ug/kg	1250	1190	95	70-130	
Bromodichloromethane	ug/kg	1250	1000	80	69-130	
Bromoform	ug/kg	1250	1150	92	70-130	
Bromomethane	ug/kg	1250	1210	97	52-130	IK
Carbon tetrachloride	ug/kg	1250	1110	89	70-130	
Chlorobenzene	ug/kg	1250	1190	96	70-130	
Chloroethane	ug/kg	1250	1180	94	65-130	
Chloroform	ug/kg	1250	1170	94	70-130	
Chloromethane	ug/kg	1250	1000	80	55-130	
cis-1,2-Dichloroethene	ug/kg	1250	1070	85	70-130	
cis-1,3-Dichloropropene	ug/kg	1250	1130	90	70-130	
Dibromochloromethane	ug/kg	1250	1150	92	70-130	
Dibromomethane	ug/kg	1250	1200	96	70-130	
Dichlorodifluoromethane	ug/kg	1250	1060	85	45-156	
Diisopropyl ether	ug/kg	1250	996	80	70-130	v3
Ethylbenzene	ug/kg	1250	1260	101	70-130	
Hexachloro-1,3-butadiene	ug/kg	1250	1300	104	66-130	
Isopropylbenzene (Cumene)	ug/kg	1250	1190	95	70-130	
m&p-Xylene	ug/kg	2500	2320	93	70-130	
Methyl-tert-butyl ether	ug/kg	1250	1060	85	70-130	
Methylene Chloride	ug/kg	1250	1110	89	65-130	
n-Butylbenzene	ug/kg	1250	1270	101	67-130	
n-Propylbenzene	ug/kg	1250	1230	99	70-130	
Naphthalene	ug/kg	1250	1160	93	70-130	
o-Xylene	ug/kg	1250	1190	95	70-130	
p-Isopropyltoluene	ug/kg	1250	1240	99	67-130	
sec-Butylbenzene	ug/kg	1250	1220	98	69-130	
Styrene	ug/kg	1250	1190	95	70-130	

Results presented on this page are in the units indicated by the "Units" column except where an alternate unit is presented to the right of the result.

REPORT OF LABORATORY ANALYSIS

This report shall not be reproduced, except in full,
without the written consent of Pace Analytical Services, LLC.

Pace Analytical Services, LLC
9800 Kincey Ave. Suite 100
Huntersville, NC 28078
(704)875-9092

QUALITY CONTROL DATA

Project: CPC HUNTERSVILLE/CPC21018
Pace Project No.: 92550079

LABORATORY CONTROL SAMPLE: 3332147

Parameter	Units	Spike Conc.	LCS Result	LCS % Rec	% Rec Limits	Qualifiers
tert-Butylbenzene	ug/kg	1250	1170	93	67-130	
Tetrachloroethene	ug/kg	1250	1130	90	70-130	
Toluene	ug/kg	1250	1100	88	70-130	
trans-1,2-Dichloroethene	ug/kg	1250	1110	89	70-130	
trans-1,3-Dichloropropene	ug/kg	1250	1120	90	68-130	
Trichloroethene	ug/kg	1250	1170	94	70-130	
Trichlorofluoromethane	ug/kg	1250	1060	85	70-130	
Vinyl acetate	ug/kg	2500	2270	91	70-130	
Vinyl chloride	ug/kg	1250	1100	88	61-130	
Xylene (Total)	ug/kg	3750	3510	94	70-130	
1,2-Dichloroethane-d4 (S)	%			89	70-130	
4-Bromofluorobenzene (S)	%			95	69-134	
Toluene-d8 (S)	%			99	70-130	

MATRIX SPIKE & MATRIX SPIKE DUPLICATE: 3332148 3332149

Parameter	Units	92549416008 Result	MS Spike Conc.	MSD Spike Conc.	MS Result	MSD Result	MS % Rec	MSD % Rec	% Rec Limits	RPD	Max RPD	Qual
1,1,1,2-Tetrachloroethane	ug/kg	ND	8670	8670	8380	7740	97	89	70-131	8	30	
1,1,1-Trichloroethane	ug/kg	ND	8670	8670	7410	6990	86	81	65-133	6	30	v3
1,1,2,2-Tetrachloroethane	ug/kg	ND	8670	8670	7500	7010	86	81	66-130	7	30	
1,1,2-Trichloroethane	ug/kg	ND	8670	8670	7780	7230	90	83	66-133	7	30	
1,1-Dichloroethane	ug/kg	ND	8670	8670	8060	7650	93	88	65-130	5	30	
1,1-Dichloroethene	ug/kg	ND	8670	8670	8290	7760	96	90	10-158	7	30	
1,1-Dichloropropene	ug/kg	ND	8670	8670	8220	7670	95	89	68-133	7	30	
1,2,3-Trichlorobenzene	ug/kg	ND	8670	8670	9120	8430	105	97	27-138	8	30	
1,2,3-Trichloropropane	ug/kg	ND	8670	8670	7630	6990	88	81	67-130	9	30	
1,2,4-Trichlorobenzene	ug/kg	ND	8670	8670	9250	8700	106	100	51-134	6	30	
1,2,4-Trimethylbenzene	ug/kg	46600	8670	8670	57800	55500	129	103	63-136	4	30	
1,2-Dibromo-3-chloropropane	ug/kg	ND	8670	8670	7960	7230	92	83	32-130	10	30	
1,2-Dibromoethane (EDB)	ug/kg	ND	8670	8670	8160	7570	94	87	70-130	7	30	
1,2-Dichlorobenzene	ug/kg	ND	8670	8670	8790	8170	101	94	69-130	7	30	
1,2-Dichloroethane	ug/kg	ND	8670	8670	7100	6610	82	76	59-130	7	30	v3
1,2-Dichloropropane	ug/kg	ND	8670	8670	8290	7500	96	87	70-130	10	30	
1,3,5-Trimethylbenzene	ug/kg	13900	8670	8670	23700	22900	113	104	65-137	3	30	
1,3-Dichlorobenzene	ug/kg	ND	8670	8670	9040	8210	104	95	70-130	10	30	
1,3-Dichloropropane	ug/kg	ND	8670	8670	8410	7600	97	88	70-130	10	30	
1,4-Dichlorobenzene	ug/kg	ND	8670	8670	8850	8070	102	93	68-130	9	30	
2,2-Dichloropropane	ug/kg	ND	8670	8670	6910	6400	80	74	32-130	8	30	
2-Butanone (MEK)	ug/kg	ND	17400	17400	15400	14100	89	81	10-136	9	30	
2-Chlorotoluene	ug/kg	ND	8670	8670	10500	9940	122	115	69-141	6	30	
2-Hexanone	ug/kg	ND	17400	17400	15200	13700	88	79	10-144	11	30	
4-Chlorotoluene	ug/kg	ND	8670	8670	8600	7970	99	92	70-132	8	30	
4-Methyl-2-pentanone (MIBK)	ug/kg	1520	17400	17400	15800	14300	83	74	25-143	10	30	

Results presented on this page are in the units indicated by the "Units" column except where an alternate unit is presented to the right of the result.

REPORT OF LABORATORY ANALYSIS

This report shall not be reproduced, except in full,
without the written consent of Pace Analytical Services, LLC.

Pace Analytical Services, LLC
9800 Kincey Ave. Suite 100
Huntersville, NC 28078
(704)875-9092

QUALITY CONTROL DATA

Project: CPC HUNTERSVILLE/CPC21018
Pace Project No.: 92550079

MATRIX SPIKE & MATRIX SPIKE DUPLICATE: 3332148 3332149

Parameter	Units	92549416008 Result	MS Spike Conc.	MSD Spike Conc.	MS Result	MSD Result	MS % Rec	MSD % Rec	% Rec Limits	RPD	Max RPD	Qual
Acetone	ug/kg	ND	17400	17400	14700	13200	85	76	10-130	11	30	
Benzene	ug/kg	1250	8670	8670	9410	8810	94	87	67-130	7	30	
Bromobenzene	ug/kg	ND	8670	8670	9220	8480	106	98	70-130	8	30	
Bromochloromethane	ug/kg	ND	8670	8670	8350	7760	96	90	69-134	7	30	
Bromodichloromethane	ug/kg	ND	8670	8670	7010	6650	81	77	64-130	5	30	
Bromoform	ug/kg	ND	8670	8670	7500	6920	87	80	62-130	8	30	
Bromomethane	ug/kg	ND	8670	8670	7270	6580	84	76	20-176	10	30	IK
Carbon tetrachloride	ug/kg	ND	8670	8670	8130	7640	94	88	65-140	6	30	
Chlorobenzene	ug/kg	ND	8670	8670	8750	8180	101	94	70-130	7	30	
Chloroethane	ug/kg	ND	8670	8670	8690	8450	100	97	10-130	3	30	
Chloroform	ug/kg	ND	8670	8670	8470	7930	98	91	63-130	7	30	
Chloromethane	ug/kg	ND	8670	8670	7350	7140	85	82	58-130	3	30	
cis-1,2-Dichloroethene	ug/kg	ND	8670	8670	7730	7260	89	84	66-130	6	30	
cis-1,3-Dichloropropene	ug/kg	ND	8670	8670	8470	7180	98	83	67-130	16	30	
Dibromochloromethane	ug/kg	ND	8670	8670	7890	7310	91	84	67-130	8	30	
Dibromomethane	ug/kg	ND	8670	8670	8230	7650	95	88	63-131	7	30	
Dichlorodifluoromethane	ug/kg	ND	8670	8670	7570	7430	87	86	44-180	2	30	
Diisopropyl ether	ug/kg	44.0J	8670	8670	6970	6560	80	75	63-130	6	30	v3
Ethylbenzene	ug/kg	14800	8670	8670	24300	23300	109	97	66-130	4	30	
Hexachloro-1,3-butadiene	ug/kg	ND	8670	8670	10500	9390	121	108	64-150	11	30	
Isopropylbenzene (Cumene)	ug/kg	1840	8670	8670	10800	10100	103	96	69-135	6	30	
m&p-Xylene	ug/kg	57700	17400	17400	75000	72900	100	88	60-133	3	30	
Methyl-tert-butyl ether	ug/kg	ND	8670	8670	7190	6740	83	78	65-130	7	30	
Methylene Chloride	ug/kg	ND	8670	8670	7860	7430	91	86	61-130	6	30	
n-Butylbenzene	ug/kg	2470	8670	8670	12700	11900	118	109	65-140	6	30	
n-Propylbenzene	ug/kg	ND	8670	8670	17500	16800	201	194	67-140	4	30	M1
Naphthalene	ug/kg	5900	8670	8670	15500	14000	111	93	15-145	10	30	
o-Xylene	ug/kg	24400	8670	8670	33200	32200	102	90	66-133	3	30	
p-Isopropyltoluene	ug/kg	2100	8670	8670	11700	10800	111	101	56-147	8	30	
sec-Butylbenzene	ug/kg	ND	8670	8670	9990	9170	115	106	65-139	9	30	
Styrene	ug/kg	723	8670	8670	9220	8520	98	90	70-132	8	30	
tert-Butylbenzene	ug/kg	ND	8670	8670	9400	8600	108	99	62-135	9	30	
Tetrachloroethene	ug/kg	ND	8670	8670	8600	7970	99	92	70-135	8	30	
Toluene	ug/kg	27200	8670	8670	35400	34800	95	87	67-130	2	30	
trans-1,2-Dichloroethene	ug/kg	ND	8670	8670	8130	7730	94	89	69-130	5	30	
trans-1,3-Dichloropropene	ug/kg	ND	8670	8670	7490	6900	86	80	62-130	8	30	
Trichloroethene	ug/kg	ND	8670	8670	8670	8000	100	92	70-135	8	30	
Trichlorofluoromethane	ug/kg	ND	8670	8670	7920	7550	91	87	10-130	5	30	
Vinyl acetate	ug/kg	ND	17400	17400	15300	14200	88	82	53-130	7	30	
Vinyl chloride	ug/kg	ND	8670	8670	8240	8070	95	93	61-148	2	30	
Xylene (Total)	ug/kg	82100	26000	26000	108000	105000	100	89	63-132	3	30	
1,2-Dichloroethane-d4 (S)	%						95	97	70-130			
4-Bromofluorobenzene (S)	%						96	96	69-134			
Toluene-d8 (S)	%						97	97	70-130			

Results presented on this page are in the units indicated by the "Units" column except where an alternate unit is presented to the right of the result.

REPORT OF LABORATORY ANALYSIS

This report shall not be reproduced, except in full,
without the written consent of Pace Analytical Services, LLC.

Pace Analytical Services, LLC
9800 Kincey Ave. Suite 100
Huntersville, NC 28078
(704)875-9092

QUALITY CONTROL DATA

Project: CPC HUNTERSVILLE/CPC21018
Pace Project No.: 92550079

QC Batch: 634038
QC Batch Method: SW-846
Analysis Method: SW-846
Analysis Description: Dry Weight/Percent Moisture
Laboratory: Pace Analytical Services - Charlotte
Associated Lab Samples: 92550079001, 92550079002, 92550079003, 92550079004, 92550079005, 92550079006, 92550079007, 92550079008, 92550079009

SAMPLE DUPLICATE: 3330111

Parameter	Units	92550085001 Result	Dup Result	RPD	Max RPD	Qualifiers
Percent Moisture	%	11.0	11.4	4	25	N2

SAMPLE DUPLICATE: 3330112

Parameter	Units	92550079009 Result	Dup Result	RPD	Max RPD	Qualifiers
Percent Moisture	%	19.5	19.4	0	25	N2

Results presented on this page are in the units indicated by the "Units" column except where an alternate unit is presented to the right of the result.

REPORT OF LABORATORY ANALYSIS

This report shall not be reproduced, except in full,
without the written consent of Pace Analytical Services, LLC.

Pace Analytical Services, LLC
9800 Kincey Ave. Suite 100
Huntersville, NC 28078
(704)875-9092

QUALITY CONTROL DATA

Project: CPC HUNTERSVILLE/CPC21018
Pace Project No.: 92550079

QC Batch: 634049
QC Batch Method: SW-846
Analysis Method: SW-846
Analysis Description: Dry Weight/Percent Moisture
Laboratory: Pace Analytical Services - Charlotte

Associated Lab Samples: 92550079010

SAMPLE DUPLICATE: 3330216

Parameter	Units	92550119001 Result	Dup Result	RPD	Max RPD	Qualifiers
Percent Moisture	%	21.5	21.4	0	25	N2

SAMPLE DUPLICATE: 3330217

Parameter	Units	92550088010 Result	Dup Result	RPD	Max RPD	Qualifiers
Percent Moisture	%	18.5	19.1	3	25	N2

Results presented on this page are in the units indicated by the "Units" column except where an alternate unit is presented to the right of the result.

REPORT OF LABORATORY ANALYSIS

This report shall not be reproduced, except in full,
without the written consent of Pace Analytical Services, LLC.

Pace Analytical Services, LLC
9800 Kincey Ave. Suite 100
Huntersville, NC 28078
(704)875-9092

QUALIFIERS

Project: CPC HUNTERSVILLE/CPC21018
Pace Project No.: 92550079

DEFINITIONS

DF - Dilution Factor, if reported, represents the factor applied to the reported data due to dilution of the sample aliquot.

ND - Not Detected at or above adjusted reporting limit.

TNTC - Too Numerous To Count

J - Estimated concentration above the adjusted method detection limit and below the adjusted reporting limit.

MDL - Adjusted Method Detection Limit.

PQL - Practical Quantitation Limit.

RL - Reporting Limit - The lowest concentration value that meets project requirements for quantitative data with known precision and bias for a specific analyte in a specific matrix.

S - Surrogate

1,2-Diphenylhydrazine decomposes to and cannot be separated from Azobenzene using Method 8270. The result for each analyte is a combined concentration.

Consistent with EPA guidelines, unrounded data are displayed and have been used to calculate % recovery and RPD values.

LCS(D) - Laboratory Control Sample (Duplicate)

MS(D) - Matrix Spike (Duplicate)

DUP - Sample Duplicate

RPD - Relative Percent Difference

NC - Not Calculable.

SG - Silica Gel - Clean-Up

U - Indicates the compound was analyzed for, but not detected.

Acid preservation may not be appropriate for 2 Chloroethylvinyl ether.

A separate vial preserved to a pH of 4-5 is recommended in SW846 Chapter 4 for the analysis of Acrolein and Acrylonitrile by EPA Method 8260.

N-Nitrosodiphenylamine decomposes and cannot be separated from Diphenylamine using Method 8270. The result reported for each analyte is a combined concentration.

Pace Analytical is TNI accredited. Contact your Pace PM for the current list of accredited analytes.

TNI - The NELAC Institute.

ANALYTE QUALIFIERS

B	Analyte was detected in the associated method blank.
IK	The recalculated concentration of the calibration standard(s) did not meet method acceptance criteria; this result should be considered an estimated value.
M1	Matrix spike recovery exceeded QC limits. Batch accepted based on laboratory control sample (LCS) recovery.
N2	The lab does not hold NELAC/TNI accreditation for this parameter but other accreditations/certifications may apply. A complete list of accreditations/certifications is available upon request.
v2	The continuing calibration verification was below the method acceptance limit. The analyte was not detected in the associated samples and the sensitivity of the instrument was verified with a reporting limit check standard.
v3	The continuing calibration verification was below the method acceptance limit. Any detection for the analyte in the associated samples may have low bias.

This report shall not be reproduced, except in full,
without the written consent of Pace Analytical Services, LLC.

Pace Analytical Services, LLC
9800 Kincey Ave. Suite 100
Huntersville, NC 28078
(704)875-9092

QUALITY CONTROL DATA CROSS REFERENCE TABLE

Project: CPC HUNTERSVILLE/CPC21018
Pace Project No.: 92550079

Lab ID	Sample ID	QC Batch Method	QC Batch	Analytical Method	Analytical Batch
92550079001	**ACOO 0-2**	MADEP VPH	634534	MADEP VPH	634595
92550079002	**ACOO 26-28**	MADEP VPH	634534	MADEP VPH	634595
92550079003	**ACO AO 0-2**	MADEP VPH	634904	MADEP VPH	634937
92550079004	**ACO AO 8-10**	MADEP VPH	634534	MADEP VPH	634595
92550079005	**ADOO 0-2**	MADEP VPH	634534	MADEP VPH	634595
92550079006	**ADOO 24-26**	MADEP VPH	634534	MADEP VPH	634595
92550079007	**AEOO 0-2**	MADEP VPH	634534	MADEP VPH	634595
92550079008	**AEOO 12-14**	MADEP VPH	634534	MADEP VPH	634595
92550079009	**AEO 0-2**	MADEP VPH	634534	MADEP VPH	634595
92550079010	**AEO 8-10**	MADEP VPH	634534	MADEP VPH	634595
92550079001	**ACOO 0-2**	EPA 5035A/5030B	634235	EPA 8260D	634248
92550079002	**ACOO 26-28**	EPA 5035A/5030B	634235	EPA 8260D	634248
92550079003	**ACO AO 0-2**	EPA 5035A/5030B	634235	EPA 8260D	634248
92550079004	**ACO AO 8-10**	EPA 5035A/5030B	634235	EPA 8260D	634248
92550079005	**ADOO 0-2**	EPA 5035A/5030B	634235	EPA 8260D	634248
92550079006	**ADOO 24-26**	EPA 5035A/5030B	634512	EPA 8260D	634523
92550079007	**AEOO 0-2**	EPA 5035A/5030B	634512	EPA 8260D	634523
92550079008	**AEOO 12-14**	EPA 5035A/5030B	634512	EPA 8260D	634523
92550079009	**AEO 0-2**	EPA 5035A/5030B	634512	EPA 8260D	634523
92550079010	**AEO 8-10**	EPA 5035A/5030B	634512	EPA 8260D	634523
92550079001	**ACOO 0-2**	SW-846	634038		
92550079002	**ACOO 26-28**	SW-846	634038		
92550079003	**ACO AO 0-2**	SW-846	634038		
92550079004	**ACO AO 8-10**	SW-846	634038		
92550079005	**ADOO 0-2**	SW-846	634038		
92550079006	**ADOO 24-26**	SW-846	634038		
92550079007	**AEOO 0-2**	SW-846	634038		
92550079008	**AEOO 12-14**	SW-846	634038		
92550079009	**AEO 0-2**	SW-846	634038		
92550079010	**AEO 8-10**	SW-846	634049		

This report shall not be reproduced, except in full,
without the written consent of Pace Analytical Services, LLC.

CHAIN-OF-CUSTODY Analytical Request Document

Pace Analytical

Chain-of-Custody is a LEGAL DOCUMENT - Complete all relevent fields

LAB USE ONLY- Affix Workorder/Login Label Here or List Pace Workorder Number or MTJL Log-in Number Here

WO# : 92550079

92550079

ALL SHAD

Company:	ADEX COMPANIES, LLC
Address:	5900 NORTHWOODS BUSINESS PKWY, STE O
Report To:	ANDREW STREET
Copy To:	TOM NEUMANN
Customer Project Name/Number:	CPC HUNTERSVILLE / CPC21018
Billing Information:	
Email To:	
Site Collection Info/Address:	
State: / County/City:	Time Zone Collected: [ ] PT [ ] MT [ ] CT [X] ET
Phone: / Email:	
Site/Facility ID #:	
Compliance Monitoring?	[ ] Yes [X] No
Collected By (print):	CHRIS REEVES
Purchase Order #: 2020-L1-2248 / Quote #	
DW PWS ID #: / DW Location Code:	
Collected By (Signature):	
Turnaround Date Required:	
Immediately Packed on Ice:	[X] Yes [ ] No
Sample Disposal:	[X] Dispose as appropriate [ ] Return [ ] Archive: _____ [ ] Hold: _____
Rush:	[ ] Same Day [ ] Next Day [ ] 2 Day [X] 3 Day [ ] 4 Day [ ] 5 Day (Expedite Charges Apply)
Field Filtered (if applicable):	[ ] Yes [ ] No Analysis: _____

Container Preservative T: 6 6

** Preservative Types: (1) nitric acid, (2) sul
(6) methanol, (7) sodium bisulfate, (8) sodium thiosulfate, (9) hexane, (A) ascorbic acid, (B) ammonium sulfate, (C) ammonium hydroxide, (D) TSP, (U) Unpreserved, (O) Other _____

* Matrix Codes (Insert in Matrix box below): Drinking Water (DW), Ground Water (GW), Wastewater (WW), Product (P), Soil/Solid (SL), Oil (OL), Wipe (WP), Air (AR), Tissue (TS), Bioassay (B), Vapor (V), Other (OT)

Customer Sample ID	Matrix *	Comp / Grab	Collected (or Composite Start) Date	Collected (or Composite Start) Time	Composite End Date	Composite End Time	Res Cl	# of Ctns	Analyses: MADEP VPH	Analyses: VOCs by 8260D	Lab Sample # / Comments
ACØØ 0-2	SL	GRAB	7.15.21	0950				3	X	X	001
ACØØ 26-28	SL	GRAB	7.15.21	0955				3	X	X	002
ACØAØ 0-2	SL	GRAB	7.15.21	1130				3	X	X	003
ACØAØ 8-10	SL	GRAB	7.15.21	1135				3	X	X	004
ADØØ 0-2	SL	GRAB	7.15.21	1345				3	X	X	005
ADØØ 24-26	SL	GRAB	7.15.21	1350				3	X	X	006
AEØØ 0-2	SL	GRAB	7.15.21	1445				3	X	X	007
AEØØ 12-14	SL	GRAB	7.15.21	1450				3	X	X	008
AEØ 0-2	SL	GRAB	7.15.21	1615				3	X	X	009
AEØ 8-10	SL	GRAB	7.15.21	1620				3	X	X	010

Customer Remarks / Special Conditions / Possible Hazards:

Type of Ice Used: (Wet) Blue Dry None

Packing Material Used: foam

Radchem sample(s) screened (<500 cpm): Y N (NA)

SHORT HOLDS PRESENT (<72 hours): Y (N) N/A

Lab Tracking #: 2632788

Samples received via: FEDEX UPS (Client) Courier Pace Courier

Lab Profile/Line:

Lab Sample Receipt Checklist:

Custody Seals Present/Intact	Y (N) NA
Custody Signatures Present	(Y) N NA
Collector Signature Present	(Y) N NA
Bottles Intact	(Y) N NA
Correct Bottles	(Y) N NA
Sufficient Volume	(Y) N NA
Samples Received on Ice	(Y) N NA
VOA - Headspace Acceptable	Y N (NA)
USDA Regulated Soils	Y (N) NA
Samples in Holding Time	(Y) N NA
Residual Chlorine Present	Y N (NA)
Cl Strips: _____	
Sample pH Acceptable	Y N (NA)
pH Strips: _____	
Sulfide Present	Y N (NA)
Lead Acetate Strips: _____	

LAB USE ONLY:

Lab Sample Temperature Info:

Temp Blank Received: Y N (NA)

Therm ID#: 92700041

Cooler 1 Temp Upon Receipt: 5.2 oC

Cooler 1 Therm Corr. Factor: -0.1 oC

Cooler 1 Corrected Temp: 5.3 oC

Comments:

Relinquished by/Company: (Signature)	Date/Time: 7.15.21 1730	Received by/Company: (Signature)	Date/Time: 7/16/21 1120
Relinquished by/Company: (Signature) / ADEX	Date/Time: 7/16/21 1300	Received by/Company: (Signature) Jake Whitman PCA HVI	Date/Time: 7-16-21 1300
Relinquished by/Company: (Signature)	Date/Time:	Received by/Company: (Signature)	Date/Time:

MTJL LAB USE ONLY

Table #:

Acctnum:

Template:

Prelogin:

PM:

PB:

Trip Blank Received: Y N (NA)

HCL MeOH TSP Other

Non Conformance(s): YES / (NO)

Page: 1 of: 1

Pace Analytical	Sample Condition Upon Receipt(SCUR)	Issuing Authority:
	Document No.: F-CAR-CS-033-Rev.07	Pace Carolinas Quality Office

***Check mark top half of box if pH and/or dechlorination is verified and within the acceptance range for preservation samples.**

Exceptions: VOA, Coliform, TOC, Oil and Grease, DRO/8015 (water) DOC, LLHg

****Bottom half of box is to list number of bottles**

Project #

WO#: 92550079

PM: AMB Due Date: 07/23/21

CLIENT: 92-APEX MOOR

Item#	BP4U-125 mL Plastic Unpreserved (N/A) (Cl-)	BP3U-250 mL Plastic Unpreserved (N/A)	BP2U-500 mL Plastic Unpreserved (N/A)	BP1U-1 liter Plastic Unpreserved (N/A)	BP4S-125 mL Plastic H2SO4 (pH < 2) (Cl-)	BP3N-250 mL plastic HNO3 (pH < 2)	BP4Z-125 mL Plastic ZN Acetate & NaOH (>9)	BP4C-125 mL Plastic NaOH (pH > 12) (Cl-)	WGFU-Wide-mouthed Glass jar Unpreserved	AG1U-1 liter Amber Unpreserved (N/A) (Cl-)	AG1H-1 liter Amber HCl (pH < 2)	AG3U-250 mL Amber Unpreserved (N/A) (Cl-)	AG1S-1 liter Amber H2SO4 (pH < 2)	AG3S-250 mL Amber H2SO4 (pH < 2)	AG3A(DG3A)-250 mL Amber NH4Cl (N/A)(Cl-)	DG9H-40 mL VOA HCl (N/A)	VG9T-40 mL VOA Na2S2O3 (N/A)	VG9U-40 mL VOA Unp (N/A)	DG9P-40 mL VOA H3PO4 (N/A)	VOAK (6 vials per kit)-5035 kit (N/A)	V/GK (3 vials per kit)-VPH/Gas kit (N/A)	SP5T-125 mL Sterile Plastic (N/A – lab)	SP2T-250 mL Sterile Plastic (N/A – lab)		BP3A-250 mL Plastic (NH2)2SO4 (9.3-9.7)	AG0U-100 mL Amber Unpreserved vials (N/A)	VSGU-20 mL Scintillation vials (N/A)	DG9U-40 mL Amber Unpreserved vials (N/A)
1																						3							
2																						3							
3																						3							
4																						3							
5																						3							
6																						3							
7																						3							
8																						3							
9																						3							
10																													
11																													
12																													

pH Adjustment Log for Preserved Samples

Sample ID	Type of Preservative	pH upon receipt	Date preservation adjusted	Time preservation adjusted	Amount of Preservative added	Lot #

Note: Whenever there is a discrepancy affecting North Carolina compliance samples, a copy of this form will be sent to the North Carolina DEHNR Certification Office (i.e. Out of hold, incorrect preservative, out of temp, incorrect containers.

Pace Analytical Services, LLC
9800 Kincey Ave. Suite 100
Huntersville, NC 28078
(704)875-9092

July 22, 2021

Andrew Street
Apex Companies - NC
5900 Northwoods Business Pkwy
Suite 5900-0
Charlotte, NC 28269

RE: Project: CPC HUNTERSVILLE CPC21018
Pace Project No.: 92550085

Dear Andrew Street:

Enclosed are the analytical results for sample(s) received by the laboratory on July 16, 2021. The results relate only to the samples included in this report. Results reported herein conform to the applicable TNI/NELAC Standards and the laboratory's Quality Manual, where applicable, unless otherwise noted in the body of the report.

The test results provided in this final report were generated by each of the following laboratories within the Pace Network:

- Pace Analytical Services - Charlotte

If you have any questions concerning this report, please feel free to contact me.

Sincerely,

Angela M. Baioni

Angela Baioni
angela.baioni@pacelabs.com
(704)875-9092
Project Manager

Enclosures

cc: J Culbreath, Colonial Pipeline Company
Naomi Fretz, APEX Companies, LLC
Robert Hughes, Colonial Pipeline
Cameron Lee, Montrose-EPS
Jamie Moran, APEX Companies, LLC
Jeff Morrison, Colonial Pipeline Company
Tom Naumann, APEX Companies - NC
Joe Nicolette, Montrose-EPS
Christopher Schultz, Apex Companies
Matt Teixeira, Apex Companies, LLC
Michael Verdon, Colonial Pipeline Company
JM Wyatt, Colonial Pipeline Company

REPORT OF LABORATORY ANALYSIS

This report shall not be reproduced, except in full,
without the written consent of Pace Analytical Services, LLC.

Pace Analytical Services, LLC
9800 Kincey Ave. Suite 100
Huntersville, NC 28078
(704)875-9092

CERTIFICATIONS

Project: CPC HUNTERSVILLE CPC21018
Pace Project No.: 92550085

Pace Analytical Services Charlotte
9800 Kincey Ave. Ste 100, Huntersville, NC 28078
Louisiana/NELAP Certification # LA170028
North Carolina Drinking Water Certification #: 37706
North Carolina Field Services Certification #: 5342
North Carolina Wastewater Certification #: 12
South Carolina Certification #: 99006001
Florida/NELAP Certification #: E87627
Kentucky UST Certification #: 84
Virginia/VELAP Certification #: 460221

REPORT OF LABORATORY ANALYSIS

This report shall not be reproduced, except in full,
without the written consent of Pace Analytical Services, LLC.

Pace Analytical Services, LLC
9800 Kincey Ave. Suite 100
Huntersville, NC 28078
(704)875-9092

SAMPLE SUMMARY

Project: CPC HUNTERSVILLE CPC21018
Pace Project No.: 92550085

Lab ID	Sample ID	Matrix	Date Collected	Date Received
92550085001	**ACOAO 42-44**	Solid	07/15/21 11:40	07/16/21 13:00
92550085002	**ACOO 40-4.5**	Solid	07/15/21 10:00	07/16/21 13:00
92550085003	**ADOO 34-36**	Solid	07/15/21 13:55	07/16/21 13:00
92550085004	**AEOO 32-34**	Solid	07/15/21 14:55	07/16/21 13:00
92550085005	**AEO 22-24**	Solid	07/15/21 16:25	07/16/21 13:00

REPORT OF LABORATORY ANALYSIS

This report shall not be reproduced, except in full,
without the written consent of Pace Analytical Services, LLC.

Pace Analytical Services, LLC
9800 Kincey Ave. Suite 100
Huntersville, NC 28078
(704)875-9092

SAMPLE ANALYTE COUNT

Project: CPC HUNTERSVILLE CPC21018
Pace Project No.: 92550085

Lab ID	Sample ID	Method	Analysts	Analytes Reported	Laboratory
92550085001	**ACOAO 42-44**	MADEP VPH	MAD	6	PASI-C
		EPA 8260D	SAS	70	PASI-C
		SW-846	KDF	1	PASI-C
92550085002	**ACOO 40-4.5**	MADEP VPH	MAD	6	PASI-C
		EPA 8260D	SAS	70	PASI-C
		SW-846	KDF	1	PASI-C
92550085003	**ADOO 34-36**	MADEP VPH	MAD	6	PASI-C
		EPA 8260D	SAS	70	PASI-C
		SW-846	KDF	1	PASI-C
92550085004	**AEOO 32-34**	MADEP VPH	MAD	6	PASI-C
		EPA 8260D	SAS	70	PASI-C
		SW-846	KDF	1	PASI-C
92550085005	**AEO 22-24**	MADEP VPH	MAD	6	PASI-C
		EPA 8260D	SAS	70	PASI-C
		SW-846	KDF	1	PASI-C

PASI-C = Pace Analytical Services - Charlotte

This report shall not be reproduced, except in full,
without the written consent of Pace Analytical Services, LLC.

Pace Analytical Services, LLC
9800 Kincey Ave. Suite 100
Huntersville, NC 28078
(704)875-9092

ANALYTICAL RESULTS

Project: CPC HUNTERSVILLE CPC21018
Pace Project No.: 92550085

Sample: ACOAO 42-44 **Lab ID: 92550085001** Collected: 07/15/21 11:40 Received: 07/16/21 13:00 Matrix: Solid

Results reported on a "dry weight" basis and are adjusted for percent moisture, sample size and any dilutions.

Parameters	Results	Units	Report Limit	MDL	DF	Prepared	Analyzed	CAS No.	Qual
VPH NC Soil	Analytical Method: MADEP VPH Preparation Method: MADEP VPH Pace Analytical Services - Charlotte								
Total VPH (C5-C12)	**2210**	mg/kg	14.5	14.5	5	07/21/21 14:29	07/22/21 10:37		N2
Aliphatic (C05-C08)	**1180**	mg/kg	14.5	14.5	5	07/21/21 14:29	07/22/21 10:37		N2
Aliphatic(C09-C12) Adjusted	**749**	mg/kg	14.5	14.5	5	07/21/21 14:29	07/22/21 10:37		N2
Aromatic (C09-C10)	**282**	mg/kg	14.5	14.5	5	07/21/21 14:29	07/22/21 10:37		N2
Surrogates									
4-Bromofluorobenzene (FID) (S)	133	%	70-130		5	07/21/21 14:29	07/22/21 10:37	460-00-4	S2
4-Bromofluorobenzene (PID) (S)	78	%	70-130		5	07/21/21 14:29	07/22/21 10:37	460-00-4	
8260D/5035A/5030B Volatiles	Analytical Method: EPA 8260D Preparation Method: EPA 5035A/5030B Pace Analytical Services - Charlotte								
Acetone	ND	ug/kg	1460	468	12.5	07/21/21 11:09	07/21/21 22:17	67-64-1	
Benzene	**1270**	ug/kg	73.0	29.0	12.5	07/21/21 11:09	07/21/21 22:17	71-43-2	
Bromobenzene	ND	ug/kg	73.0	23.8	12.5	07/21/21 11:09	07/21/21 22:17	108-86-1	
Bromochloromethane	ND	ug/kg	73.0	21.6	12.5	07/21/21 11:09	07/21/21 22:17	74-97-5	
Bromodichloromethane	ND	ug/kg	73.0	28.2	12.5	07/21/21 11:09	07/21/21 22:17	75-27-4	
Bromoform	ND	ug/kg	73.0	25.7	12.5	07/21/21 11:09	07/21/21 22:17	75-25-2	
Bromomethane	ND	ug/kg	146	115	12.5	07/21/21 11:09	07/21/21 22:17	74-83-9	IK
2-Butanone (MEK)	**1170J**	ug/kg	1460	350	12.5	07/21/21 11:09	07/21/21 22:17	78-93-3	
n-Butylbenzene	**1460**	ug/kg	73.0	34.4	12.5	07/21/21 11:09	07/21/21 22:17	104-51-8	
sec-Butylbenzene	ND	ug/kg	73.0	32.1	12.5	07/21/21 11:09	07/21/21 22:17	135-98-8	
tert-Butylbenzene	ND	ug/kg	73.0	26.0	12.5	07/21/21 11:09	07/21/21 22:17	98-06-6	
Carbon tetrachloride	ND	ug/kg	73.0	27.3	12.5	07/21/21 11:09	07/21/21 22:17	56-23-5	
Chlorobenzene	ND	ug/kg	73.0	14.0	12.5	07/21/21 11:09	07/21/21 22:17	108-90-7	
Chloroethane	ND	ug/kg	146	56.3	12.5	07/21/21 11:09	07/21/21 22:17	75-00-3	IH
Chloroform	ND	ug/kg	73.0	44.4	12.5	07/21/21 11:09	07/21/21 22:17	67-66-3	
Chloromethane	ND	ug/kg	146	61.3	12.5	07/21/21 11:09	07/21/21 22:17	74-87-3	
2-Chlorotoluene	ND	ug/kg	73.0	25.8	12.5	07/21/21 11:09	07/21/21 22:17	95-49-8	
4-Chlorotoluene	ND	ug/kg	73.0	12.9	12.5	07/21/21 11:09	07/21/21 22:17	106-43-4	
1,2-Dibromo-3-chloropropane	ND	ug/kg	73.0	28.3	12.5	07/21/21 11:09	07/21/21 22:17	96-12-8	
Dibromochloromethane	ND	ug/kg	73.0	41.0	12.5	07/21/21 11:09	07/21/21 22:17	124-48-1	
1,2-Dibromoethane (EDB)	ND	ug/kg	73.0	32.1	12.5	07/21/21 11:09	07/21/21 22:17	106-93-4	
Dibromomethane	ND	ug/kg	73.0	15.6	12.5	07/21/21 11:09	07/21/21 22:17	74-95-3	
1,2-Dichlorobenzene	ND	ug/kg	73.0	26.3	12.5	07/21/21 11:09	07/21/21 22:17	95-50-1	
1,3-Dichlorobenzene	ND	ug/kg	73.0	22.6	12.5	07/21/21 11:09	07/21/21 22:17	541-73-1	
1,4-Dichlorobenzene	ND	ug/kg	73.0	19.0	12.5	07/21/21 11:09	07/21/21 22:17	106-46-7	
Dichlorodifluoromethane	ND	ug/kg	146	31.7	12.5	07/21/21 11:09	07/21/21 22:17	75-71-8	
1,1-Dichloroethane	ND	ug/kg	73.0	30.1	12.5	07/21/21 11:09	07/21/21 22:17	75-34-3	
1,2-Dichloroethane	ND	ug/kg	73.0	48.3	12.5	07/21/21 11:09	07/21/21 22:17	107-06-2	
1,1-Dichloroethene	ND	ug/kg	73.0	30.1	12.5	07/21/21 11:09	07/21/21 22:17	75-35-4	
cis-1,2-Dichloroethene	ND	ug/kg	73.0	25.0	12.5	07/21/21 11:09	07/21/21 22:17	156-59-2	
trans-1,2-Dichloroethene	ND	ug/kg	73.0	25.5	12.5	07/21/21 11:09	07/21/21 22:17	156-60-5	
1,2-Dichloropropane	ND	ug/kg	73.0	21.9	12.5	07/21/21 11:09	07/21/21 22:17	78-87-5	
1,3-Dichloropropane	ND	ug/kg	73.0	22.8	12.5	07/21/21 11:09	07/21/21 22:17	142-28-9	
2,2-Dichloropropane	ND	ug/kg	73.0	23.8	12.5	07/21/21 11:09	07/21/21 22:17	594-20-7	v2

REPORT OF LABORATORY ANALYSIS

This report shall not be reproduced, except in full,
without the written consent of Pace Analytical Services, LLC.

Pace Analytical Services, LLC
9800 Kincey Ave. Suite 100
Huntersville, NC 28078
(704)875-9092

ANALYTICAL RESULTS

Project: CPC HUNTERSVILLE CPC21018
Pace Project No.: 92550085

Sample: ACOAO 42-44 **Lab ID: 92550085001** Collected: 07/15/21 11:40 Received: 07/16/21 13:00 Matrix: Solid

Results reported on a "dry weight" basis and are adjusted for percent moisture, sample size and any dilutions.

Parameters	Results	Units	Report Limit	MDL	DF	Prepared	Analyzed	CAS No.	Qual
8260D/5035A/5030B Volatiles	Analytical Method: EPA 8260D Preparation Method: EPA 5035A/5030B Pace Analytical Services - Charlotte								
1,1-Dichloropropene	ND	ug/kg	73.0	35.0	12.5	07/21/21 11:09	07/21/21 22:17	563-58-6	v2
cis-1,3-Dichloropropene	ND	ug/kg	73.0	19.8	12.5	07/21/21 11:09	07/21/21 22:17	10061-01-5	
trans-1,3-Dichloropropene	ND	ug/kg	73.0	25.1	12.5	07/21/21 11:09	07/21/21 22:17	10061-02-6	
Diisopropyl ether	**166**	ug/kg	73.0	19.7	12.5	07/21/21 11:09	07/21/21 22:17	108-20-3	v3
Ethylbenzene	**13800**	ug/kg	73.0	34.0	12.5	07/21/21 11:09	07/21/21 22:17	100-41-4	
Hexachloro-1,3-butadiene	ND	ug/kg	146	119	12.5	07/21/21 11:09	07/21/21 22:17	87-68-3	
2-Hexanone	ND	ug/kg	730	70.3	12.5	07/21/21 11:09	07/21/21 22:17	591-78-6	
Isopropylbenzene (Cumene)	**1400**	ug/kg	73.0	24.8	12.5	07/21/21 11:09	07/21/21 22:17	98-82-8	
p-Isopropyltoluene	**1450**	ug/kg	73.0	35.9	12.5	07/21/21 11:09	07/21/21 22:17	99-87-6	
Methylene Chloride	ND	ug/kg	292	200	12.5	07/21/21 11:09	07/21/21 22:17	75-09-2	IK
4-Methyl-2-pentanone (MIBK)	**1120**	ug/kg	730	70.3	12.5	07/21/21 11:09	07/21/21 22:17	108-10-1	
Methyl-tert-butyl ether	ND	ug/kg	73.0	27.3	12.5	07/21/21 11:09	07/21/21 22:17	1634-04-4	v2
Naphthalene	**4750**	ug/kg	73.0	38.4	12.5	07/21/21 11:09	07/21/21 22:17	91-20-3	
n-Propylbenzene	**5260**	ug/kg	73.0	26.0	12.5	07/21/21 11:09	07/21/21 22:17	103-65-1	
Styrene	**55.0J**	ug/kg	73.0	19.3	12.5	07/21/21 11:09	07/21/21 22:17	100-42-5	
1,1,1,2-Tetrachloroethane	ND	ug/kg	73.0	28.0	12.5	07/21/21 11:09	07/21/21 22:17	630-20-6	
1,1,2,2-Tetrachloroethane	ND	ug/kg	73.0	19.3	12.5	07/21/21 11:09	07/21/21 22:17	79-34-5	
Tetrachloroethene	ND	ug/kg	73.0	23.1	12.5	07/21/21 11:09	07/21/21 22:17	127-18-4	
Toluene	**30300**	ug/kg	73.0	20.7	12.5	07/21/21 11:09	07/21/21 22:17	108-88-3	
1,2,3-Trichlorobenzene	ND	ug/kg	73.0	59.0	12.5	07/21/21 11:09	07/21/21 22:17	87-61-6	
1,2,4-Trichlorobenzene	ND	ug/kg	73.0	61.3	12.5	07/21/21 11:09	07/21/21 22:17	120-82-1	
1,1,1-Trichloroethane	ND	ug/kg	73.0	37.9	12.5	07/21/21 11:09	07/21/21 22:17	71-55-6	
1,1,2-Trichloroethane	ND	ug/kg	73.0	24.2	12.5	07/21/21 11:09	07/21/21 22:17	79-00-5	
Trichloroethene	ND	ug/kg	73.0	18.8	12.5	07/21/21 11:09	07/21/21 22:17	79-01-6	
Trichlorofluoromethane	ND	ug/kg	73.0	40.1	12.5	07/21/21 11:09	07/21/21 22:17	75-69-4	
1,2,3-Trichloropropane	ND	ug/kg	73.0	36.9	12.5	07/21/21 11:09	07/21/21 22:17	96-18-4	
1,2,4-Trimethylbenzene	**29900**	ug/kg	73.0	20.0	12.5	07/21/21 11:09	07/21/21 22:17	95-63-6	
1,3,5-Trimethylbenzene	**8550**	ug/kg	73.0	24.5	12.5	07/21/21 11:09	07/21/21 22:17	108-67-8	
Vinyl acetate	ND	ug/kg	730	53.1	12.5	07/21/21 11:09	07/21/21 22:17	108-05-4	v2
Vinyl chloride	ND	ug/kg	146	37.1	12.5	07/21/21 11:09	07/21/21 22:17	75-01-4	
Xylene (Total)	**83900**	ug/kg	146	41.6	12.5	07/21/21 11:09	07/21/21 22:17	1330-20-7	
m&p-Xylene	**58500**	ug/kg	146	49.9	12.5	07/21/21 11:09	07/21/21 22:17	179601-23-1	
o-Xylene	**25300**	ug/kg	73.0	32.3	12.5	07/21/21 11:09	07/21/21 22:17	95-47-6	
Surrogates									
Toluene-d8 (S)	98	%	70-130		12.5	07/21/21 11:09	07/21/21 22:17	2037-26-5	
4-Bromofluorobenzene (S)	106	%	69-134		12.5	07/21/21 11:09	07/21/21 22:17	460-00-4	
1,2-Dichloroethane-d4 (S)	98	%	70-130		12.5	07/21/21 11:09	07/21/21 22:17	17060-07-0	
Percent Moisture	Analytical Method: SW-846 Pace Analytical Services - Charlotte								
Percent Moisture	**11.0**	%	0.10	0.10	1		07/16/21 15:52		N2

REPORT OF LABORATORY ANALYSIS

This report shall not be reproduced, except in full,
without the written consent of Pace Analytical Services, LLC.

Pace Analytical Services, LLC
9800 Kincey Ave. Suite 100
Huntersville, NC 28078
(704)875-9092

ANALYTICAL RESULTS

Project: CPC HUNTERSVILLE CPC21018
Pace Project No.: 92550085

Sample: ACOO 40-4.5 **Lab ID: 92550085002** Collected: 07/15/21 10:00 Received: 07/16/21 13:00 Matrix: Solid

Results reported on a "dry weight" basis and are adjusted for percent moisture, sample size and any dilutions.

Parameters	Results	Units	Report Limit	MDL	DF	Prepared	Analyzed	CAS No.	Qual
VPH NC Soil	Analytical Method: MADEP VPH Preparation Method: MADEP VPH Pace Analytical Services - Charlotte								
Total VPH (C5-C12)	**16.6**	mg/kg	3.0	3.0	1	07/20/21 11:39	07/21/21 12:17		N2
Aliphatic (C05-C08)	**10.1**	mg/kg	3.0	3.0	1	07/20/21 11:39	07/21/21 12:17		N2
Aliphatic(C09-C12) Adjusted	**5.8**	mg/kg	3.0	3.0	1	07/20/21 11:39	07/21/21 12:17		N2
Aromatic (C09-C10)	ND	mg/kg	3.0	3.0	1	07/20/21 11:39	07/21/21 12:17		N2
Surrogates									
4-Bromofluorobenzene (FID) (S)	105	%	70-130		1	07/20/21 11:39	07/21/21 12:17	460-00-4	
4-Bromofluorobenzene (PID) (S)	95	%	70-130		1	07/20/21 11:39	07/21/21 12:17	460-00-4	
8260D/5035A/5030B Volatiles	Analytical Method: EPA 8260D Preparation Method: EPA 5035A/5030B Pace Analytical Services - Charlotte								
Acetone	ND	ug/kg	127	40.8	1	07/20/21 10:24	07/20/21 16:28	67-64-1	
Benzene	**356**	ug/kg	6.3	2.5	1	07/20/21 10:24	07/20/21 16:28	71-43-2	
Bromobenzene	ND	ug/kg	6.3	2.1	1	07/20/21 10:24	07/20/21 16:28	108-86-1	
Bromochloromethane	ND	ug/kg	6.3	1.9	1	07/20/21 10:24	07/20/21 16:28	74-97-5	
Bromodichloromethane	ND	ug/kg	6.3	2.5	1	07/20/21 10:24	07/20/21 16:28	75-27-4	
Bromoform	ND	ug/kg	6.3	2.2	1	07/20/21 10:24	07/20/21 16:28	75-25-2	
Bromomethane	ND	ug/kg	12.7	10.0	1	07/20/21 10:24	07/20/21 16:28	74-83-9	IK
2-Butanone (MEK)	**37.9J**	ug/kg	127	30.5	1	07/20/21 10:24	07/20/21 16:28	78-93-3	
n-Butylbenzene	ND	ug/kg	6.3	3.0	1	07/20/21 10:24	07/20/21 16:28	104-51-8	
sec-Butylbenzene	ND	ug/kg	6.3	2.8	1	07/20/21 10:24	07/20/21 16:28	135-98-8	
tert-Butylbenzene	ND	ug/kg	6.3	2.3	1	07/20/21 10:24	07/20/21 16:28	98-06-6	
Carbon tetrachloride	ND	ug/kg	6.3	2.4	1	07/20/21 10:24	07/20/21 16:28	56-23-5	
Chlorobenzene	ND	ug/kg	6.3	1.2	1	07/20/21 10:24	07/20/21 16:28	108-90-7	
Chloroethane	ND	ug/kg	12.7	4.9	1	07/20/21 10:24	07/20/21 16:28	75-00-3	
Chloroform	ND	ug/kg	6.3	3.9	1	07/20/21 10:24	07/20/21 16:28	67-66-3	
Chloromethane	ND	ug/kg	12.7	5.3	1	07/20/21 10:24	07/20/21 16:28	74-87-3	
2-Chlorotoluene	ND	ug/kg	6.3	2.2	1	07/20/21 10:24	07/20/21 16:28	95-49-8	
4-Chlorotoluene	ND	ug/kg	6.3	1.1	1	07/20/21 10:24	07/20/21 16:28	106-43-4	
1,2-Dibromo-3-chloropropane	ND	ug/kg	6.3	2.5	1	07/20/21 10:24	07/20/21 16:28	96-12-8	
Dibromochloromethane	ND	ug/kg	6.3	3.6	1	07/20/21 10:24	07/20/21 16:28	124-48-1	
1,2-Dibromoethane (EDB)	ND	ug/kg	6.3	2.8	1	07/20/21 10:24	07/20/21 16:28	106-93-4	
Dibromomethane	ND	ug/kg	6.3	1.4	1	07/20/21 10:24	07/20/21 16:28	74-95-3	
1,2-Dichlorobenzene	ND	ug/kg	6.3	2.3	1	07/20/21 10:24	07/20/21 16:28	95-50-1	
1,3-Dichlorobenzene	ND	ug/kg	6.3	2.0	1	07/20/21 10:24	07/20/21 16:28	541-73-1	
1,4-Dichlorobenzene	ND	ug/kg	6.3	1.7	1	07/20/21 10:24	07/20/21 16:28	106-46-7	
Dichlorodifluoromethane	ND	ug/kg	12.7	2.8	1	07/20/21 10:24	07/20/21 16:28	75-71-8	
1,1-Dichloroethane	ND	ug/kg	6.3	2.6	1	07/20/21 10:24	07/20/21 16:28	75-34-3	
1,2-Dichloroethane	ND	ug/kg	6.3	4.2	1	07/20/21 10:24	07/20/21 16:28	107-06-2	v2
1,1-Dichloroethene	ND	ug/kg	6.3	2.6	1	07/20/21 10:24	07/20/21 16:28	75-35-4	
cis-1,2-Dichloroethene	ND	ug/kg	6.3	2.2	1	07/20/21 10:24	07/20/21 16:28	156-59-2	
trans-1,2-Dichloroethene	ND	ug/kg	6.3	2.2	1	07/20/21 10:24	07/20/21 16:28	156-60-5	
1,2-Dichloropropane	ND	ug/kg	6.3	1.9	1	07/20/21 10:24	07/20/21 16:28	78-87-5	
1,3-Dichloropropane	ND	ug/kg	6.3	2.0	1	07/20/21 10:24	07/20/21 16:28	142-28-9	
2,2-Dichloropropane	ND	ug/kg	6.3	2.1	1	07/20/21 10:24	07/20/21 16:28	594-20-7	

REPORT OF LABORATORY ANALYSIS

This report shall not be reproduced, except in full,
without the written consent of Pace Analytical Services, LLC.

Pace Analytical Services, LLC
9800 Kincey Ave. Suite 100
Huntersville, NC 28078
(704)875-9092

ANALYTICAL RESULTS

Project: CPC HUNTERSVILLE CPC21018
Pace Project No.: 92550085

Sample: ACOO 40-4.5 **Lab ID: 92550085002** Collected: 07/15/21 10:00 Received: 07/16/21 13:00 Matrix: Solid

Results reported on a "dry weight" basis and are adjusted for percent moisture, sample size and any dilutions.

Parameters	Results	Units	Report Limit	MDL	DF	Prepared	Analyzed	CAS No.	Qual
8260D/5035A/5030B Volatiles	Analytical Method: EPA 8260D Preparation Method: EPA 5035A/5030B Pace Analytical Services - Charlotte								
1,1-Dichloropropene	ND	ug/kg	6.3	3.0	1	07/20/21 10:24	07/20/21 16:28	563-58-6	
cis-1,3-Dichloropropene	ND	ug/kg	6.3	1.7	1	07/20/21 10:24	07/20/21 16:28	10061-01-5	
trans-1,3-Dichloropropene	ND	ug/kg	6.3	2.2	1	07/20/21 10:24	07/20/21 16:28	10061-02-6	
Diisopropyl ether	**67.3**	ug/kg	6.3	1.7	1	07/20/21 10:24	07/20/21 16:28	108-20-3	v3
Ethylbenzene	**57.1**	ug/kg	6.3	3.0	1	07/20/21 10:24	07/20/21 16:28	100-41-4	
Hexachloro-1,3-butadiene	ND	ug/kg	12.7	10.4	1	07/20/21 10:24	07/20/21 16:28	87-68-3	
2-Hexanone	ND	ug/kg	63.5	6.1	1	07/20/21 10:24	07/20/21 16:28	591-78-6	
Isopropylbenzene (Cumene)	ND	ug/kg	6.3	2.2	1	07/20/21 10:24	07/20/21 16:28	98-82-8	
p-Isopropyltoluene	ND	ug/kg	6.3	3.1	1	07/20/21 10:24	07/20/21 16:28	99-87-6	
Methylene Chloride	ND	ug/kg	25.4	17.4	1	07/20/21 10:24	07/20/21 16:28	75-09-2	
4-Methyl-2-pentanone (MIBK)	ND	ug/kg	63.5	6.1	1	07/20/21 10:24	07/20/21 16:28	108-10-1	
Methyl-tert-butyl ether	**21.8**	ug/kg	6.3	2.4	1	07/20/21 10:24	07/20/21 16:28	1634-04-4	
Naphthalene	**15.5**	ug/kg	6.3	3.3	1	07/20/21 10:24	07/20/21 16:28	91-20-3	
n-Propylbenzene	ND	ug/kg	6.3	2.3	1	07/20/21 10:24	07/20/21 16:28	103-65-1	
Styrene	ND	ug/kg	6.3	1.7	1	07/20/21 10:24	07/20/21 16:28	100-42-5	
1,1,1,2-Tetrachloroethane	ND	ug/kg	6.3	2.4	1	07/20/21 10:24	07/20/21 16:28	630-20-6	
1,1,2,2-Tetrachloroethane	ND	ug/kg	6.3	1.7	1	07/20/21 10:24	07/20/21 16:28	79-34-5	
Tetrachloroethene	ND	ug/kg	6.3	2.0	1	07/20/21 10:24	07/20/21 16:28	127-18-4	
Toluene	**771**	ug/kg	6.3	1.8	1	07/20/21 10:24	07/20/21 16:28	108-88-3	
1,2,3-Trichlorobenzene	ND	ug/kg	6.3	5.1	1	07/20/21 10:24	07/20/21 16:28	87-61-6	
1,2,4-Trichlorobenzene	ND	ug/kg	6.3	5.3	1	07/20/21 10:24	07/20/21 16:28	120-82-1	
1,1,1-Trichloroethane	ND	ug/kg	6.3	3.3	1	07/20/21 10:24	07/20/21 16:28	71-55-6	v2
1,1,2-Trichloroethane	ND	ug/kg	6.3	2.1	1	07/20/21 10:24	07/20/21 16:28	79-00-5	
Trichloroethene	ND	ug/kg	6.3	1.6	1	07/20/21 10:24	07/20/21 16:28	79-01-6	
Trichlorofluoromethane	ND	ug/kg	6.3	3.5	1	07/20/21 10:24	07/20/21 16:28	75-69-4	
1,2,3-Trichloropropane	ND	ug/kg	6.3	3.2	1	07/20/21 10:24	07/20/21 16:28	96-18-4	
1,2,4-Trimethylbenzene	**32.4**	ug/kg	6.3	1.7	1	07/20/21 10:24	07/20/21 16:28	95-63-6	
1,3,5-Trimethylbenzene	ND	ug/kg	6.3	2.1	1	07/20/21 10:24	07/20/21 16:28	108-67-8	
Vinyl acetate	ND	ug/kg	63.5	4.6	1	07/20/21 10:24	07/20/21 16:28	108-05-4	
Vinyl chloride	ND	ug/kg	12.7	3.2	1	07/20/21 10:24	07/20/21 16:28	75-01-4	
Xylene (Total)	**313**	ug/kg	12.7	3.6	1	07/20/21 10:24	07/20/21 16:28	1330-20-7	
m&p-Xylene	**205**	ug/kg	12.7	4.3	1	07/20/21 10:24	07/20/21 16:28	179601-23-1	
o-Xylene	**108**	ug/kg	6.3	2.8	1	07/20/21 10:24	07/20/21 16:28	95-47-6	
Surrogates									
Toluene-d8 (S)	99	%	70-130		1	07/20/21 10:24	07/20/21 16:28	2037-26-5	
4-Bromofluorobenzene (S)	97	%	69-134		1	07/20/21 10:24	07/20/21 16:28	460-00-4	
1,2-Dichloroethane-d4 (S)	98	%	70-130		1	07/20/21 10:24	07/20/21 16:28	17060-07-0	
Percent Moisture	Analytical Method: SW-846 Pace Analytical Services - Charlotte								
Percent Moisture	**15.9**	%	0.10	0.10	1		07/16/21 15:53		N2

REPORT OF LABORATORY ANALYSIS

This report shall not be reproduced, except in full,
without the written consent of Pace Analytical Services, LLC.

Pace Analytical Services, LLC
9800 Kincey Ave. Suite 100
Huntersville, NC 28078
(704)875-9092

ANALYTICAL RESULTS

Project: CPC HUNTERSVILLE CPC21018
Pace Project No.: 92550085

Sample: ADOO 34-36 **Lab ID: 92550085003** Collected: 07/15/21 13:55 Received: 07/16/21 13:00 Matrix: Solid

Results reported on a "dry weight" basis and are adjusted for percent moisture, sample size and any dilutions.

Parameters	Results	Units	Report Limit	MDL	DF	Prepared	Analyzed	CAS No.	Qual
VPH NC Soil	Analytical Method: MADEP VPH Preparation Method: MADEP VPH Pace Analytical Services - Charlotte								
Total VPH (C5-C12)	**5.2**	mg/kg	3.0	3.0	1	07/20/21 11:39	07/21/21 12:45		N2
Aliphatic (C05-C08)	**3.8**	mg/kg	3.0	3.0	1	07/20/21 11:39	07/21/21 12:45		N2
Aliphatic(C09-C12) Adjusted	ND	mg/kg	3.0	3.0	1	07/20/21 11:39	07/21/21 12:45		N2
Aromatic (C09-C10)	ND	mg/kg	3.0	3.0	1	07/20/21 11:39	07/21/21 12:45		N2
Surrogates									
4-Bromofluorobenzene (FID) (S)	96	%	70-130		1	07/20/21 11:39	07/21/21 12:45	460-00-4	
4-Bromofluorobenzene (PID) (S)	88	%	70-130		1	07/20/21 11:39	07/21/21 12:45	460-00-4	
8260D/5035A/5030B Volatiles	Analytical Method: EPA 8260D Preparation Method: EPA 5035A/5030B Pace Analytical Services - Charlotte								
Acetone	ND	ug/kg	123	39.5	1	07/21/21 11:09	07/21/21 21:42	67-64-1	
Benzene	**215**	ug/kg	6.1	2.4	1	07/21/21 11:09	07/21/21 21:42	71-43-2	
Bromobenzene	ND	ug/kg	6.1	2.0	1	07/21/21 11:09	07/21/21 21:42	108-86-1	
Bromochloromethane	ND	ug/kg	6.1	1.8	1	07/21/21 11:09	07/21/21 21:42	74-97-5	
Bromodichloromethane	ND	ug/kg	6.1	2.4	1	07/21/21 11:09	07/21/21 21:42	75-27-4	
Bromoform	ND	ug/kg	6.1	2.2	1	07/21/21 11:09	07/21/21 21:42	75-25-2	
Bromomethane	ND	ug/kg	12.3	9.7	1	07/21/21 11:09	07/21/21 21:42	74-83-9	IK
2-Butanone (MEK)	ND	ug/kg	123	29.5	1	07/21/21 11:09	07/21/21 21:42	78-93-3	
n-Butylbenzene	ND	ug/kg	6.1	2.9	1	07/21/21 11:09	07/21/21 21:42	104-51-8	
sec-Butylbenzene	ND	ug/kg	6.1	2.7	1	07/21/21 11:09	07/21/21 21:42	135-98-8	
tert-Butylbenzene	ND	ug/kg	6.1	2.2	1	07/21/21 11:09	07/21/21 21:42	98-06-6	
Carbon tetrachloride	ND	ug/kg	6.1	2.3	1	07/21/21 11:09	07/21/21 21:42	56-23-5	
Chlorobenzene	ND	ug/kg	6.1	1.2	1	07/21/21 11:09	07/21/21 21:42	108-90-7	
Chloroethane	ND	ug/kg	12.3	4.7	1	07/21/21 11:09	07/21/21 21:42	75-00-3	IH
Chloroform	ND	ug/kg	6.1	3.7	1	07/21/21 11:09	07/21/21 21:42	67-66-3	
Chloromethane	ND	ug/kg	12.3	5.2	1	07/21/21 11:09	07/21/21 21:42	74-87-3	
2-Chlorotoluene	ND	ug/kg	6.1	2.2	1	07/21/21 11:09	07/21/21 21:42	95-49-8	
4-Chlorotoluene	ND	ug/kg	6.1	1.1	1	07/21/21 11:09	07/21/21 21:42	106-43-4	
1,2-Dibromo-3-chloropropane	ND	ug/kg	6.1	2.4	1	07/21/21 11:09	07/21/21 21:42	96-12-8	
Dibromochloromethane	ND	ug/kg	6.1	3.5	1	07/21/21 11:09	07/21/21 21:42	124-48-1	
1,2-Dibromoethane (EDB)	ND	ug/kg	6.1	2.7	1	07/21/21 11:09	07/21/21 21:42	106-93-4	
Dibromomethane	ND	ug/kg	6.1	1.3	1	07/21/21 11:09	07/21/21 21:42	74-95-3	
1,2-Dichlorobenzene	ND	ug/kg	6.1	2.2	1	07/21/21 11:09	07/21/21 21:42	95-50-1	
1,3-Dichlorobenzene	ND	ug/kg	6.1	1.9	1	07/21/21 11:09	07/21/21 21:42	541-73-1	
1,4-Dichlorobenzene	ND	ug/kg	6.1	1.6	1	07/21/21 11:09	07/21/21 21:42	106-46-7	
Dichlorodifluoromethane	ND	ug/kg	12.3	2.7	1	07/21/21 11:09	07/21/21 21:42	75-71-8	
1,1-Dichloroethane	ND	ug/kg	6.1	2.5	1	07/21/21 11:09	07/21/21 21:42	75-34-3	
1,2-Dichloroethane	ND	ug/kg	6.1	4.1	1	07/21/21 11:09	07/21/21 21:42	107-06-2	
1,1-Dichloroethene	ND	ug/kg	6.1	2.5	1	07/21/21 11:09	07/21/21 21:42	75-35-4	
cis-1,2-Dichloroethene	ND	ug/kg	6.1	2.1	1	07/21/21 11:09	07/21/21 21:42	156-59-2	
trans-1,2-Dichloroethene	ND	ug/kg	6.1	2.2	1	07/21/21 11:09	07/21/21 21:42	156-60-5	
1,2-Dichloropropane	ND	ug/kg	6.1	1.8	1	07/21/21 11:09	07/21/21 21:42	78-87-5	
1,3-Dichloropropane	ND	ug/kg	6.1	1.9	1	07/21/21 11:09	07/21/21 21:42	142-28-9	
2,2-Dichloropropane	ND	ug/kg	6.1	2.0	1	07/21/21 11:09	07/21/21 21:42	594-20-7	v2

REPORT OF LABORATORY ANALYSIS

This report shall not be reproduced, except in full,
without the written consent of Pace Analytical Services, LLC.

Pace Analytical Services, LLC
9800 Kincey Ave. Suite 100
Huntersville, NC 28078
(704)875-9092

ANALYTICAL RESULTS

Project: CPC HUNTERSVILLE CPC21018
Pace Project No.: 92550085

Sample: ADOO 34-36 **Lab ID: 92550085003** Collected: 07/15/21 13:55 Received: 07/16/21 13:00 Matrix: Solid

Results reported on a "dry weight" basis and are adjusted for percent moisture, sample size and any dilutions.

Parameters	Results	Units	Report Limit	MDL	DF	Prepared	Analyzed	CAS No.	Qual
8260D/5035A/5030B Volatiles	Analytical Method: EPA 8260D Preparation Method: EPA 5035A/5030B Pace Analytical Services - Charlotte								
1,1-Dichloropropene	ND	ug/kg	6.1	2.9	1	07/21/21 11:09	07/21/21 21:42	563-58-6	v2
cis-1,3-Dichloropropene	ND	ug/kg	6.1	1.7	1	07/21/21 11:09	07/21/21 21:42	10061-01-5	
trans-1,3-Dichloropropene	ND	ug/kg	6.1	2.1	1	07/21/21 11:09	07/21/21 21:42	10061-02-6	
Diisopropyl ether	**75.6**	ug/kg	6.1	1.7	1	07/21/21 11:09	07/21/21 21:42	108-20-3	v3
Ethylbenzene	**58.3**	ug/kg	6.1	2.9	1	07/21/21 11:09	07/21/21 21:42	100-41-4	
Hexachloro-1,3-butadiene	ND	ug/kg	12.3	10.1	1	07/21/21 11:09	07/21/21 21:42	87-68-3	
2-Hexanone	ND	ug/kg	61.5	5.9	1	07/21/21 11:09	07/21/21 21:42	591-78-6	
Isopropylbenzene (Cumene)	ND	ug/kg	6.1	2.1	1	07/21/21 11:09	07/21/21 21:42	98-82-8	
p-Isopropyltoluene	ND	ug/kg	6.1	3.0	1	07/21/21 11:09	07/21/21 21:42	99-87-6	
Methylene Chloride	ND	ug/kg	24.6	16.8	1	07/21/21 11:09	07/21/21 21:42	75-09-2	IK
4-Methyl-2-pentanone (MIBK)	ND	ug/kg	61.5	5.9	1	07/21/21 11:09	07/21/21 21:42	108-10-1	
Methyl-tert-butyl ether	**15.6**	ug/kg	6.1	2.3	1	07/21/21 11:09	07/21/21 21:42	1634-04-4	v3
Naphthalene	**22.7**	ug/kg	6.1	3.2	1	07/21/21 11:09	07/21/21 21:42	91-20-3	
n-Propylbenzene	ND	ug/kg	6.1	2.2	1	07/21/21 11:09	07/21/21 21:42	103-65-1	
Styrene	**4.6J**	ug/kg	6.1	1.6	1	07/21/21 11:09	07/21/21 21:42	100-42-5	
1,1,1,2-Tetrachloroethane	ND	ug/kg	6.1	2.4	1	07/21/21 11:09	07/21/21 21:42	630-20-6	
1,1,2,2-Tetrachloroethane	ND	ug/kg	6.1	1.6	1	07/21/21 11:09	07/21/21 21:42	79-34-5	
Tetrachloroethene	ND	ug/kg	6.1	1.9	1	07/21/21 11:09	07/21/21 21:42	127-18-4	
Toluene	**625**	ug/kg	6.1	1.7	1	07/21/21 11:09	07/21/21 21:42	108-88-3	
1,2,3-Trichlorobenzene	ND	ug/kg	6.1	5.0	1	07/21/21 11:09	07/21/21 21:42	87-61-6	
1,2,4-Trichlorobenzene	ND	ug/kg	6.1	5.2	1	07/21/21 11:09	07/21/21 21:42	120-82-1	
1,1,1-Trichloroethane	ND	ug/kg	6.1	3.2	1	07/21/21 11:09	07/21/21 21:42	71-55-6	
1,1,2-Trichloroethane	ND	ug/kg	6.1	2.0	1	07/21/21 11:09	07/21/21 21:42	79-00-5	
Trichloroethene	ND	ug/kg	6.1	1.6	1	07/21/21 11:09	07/21/21 21:42	79-01-6	
Trichlorofluoromethane	ND	ug/kg	6.1	3.4	1	07/21/21 11:09	07/21/21 21:42	75-69-4	
1,2,3-Trichloropropane	ND	ug/kg	6.1	3.1	1	07/21/21 11:09	07/21/21 21:42	96-18-4	
1,2,4-Trimethylbenzene	**48.9**	ug/kg	6.1	1.7	1	07/21/21 11:09	07/21/21 21:42	95-63-6	
1,3,5-Trimethylbenzene	ND	ug/kg	6.1	2.1	1	07/21/21 11:09	07/21/21 21:42	108-67-8	
Vinyl acetate	ND	ug/kg	61.5	4.5	1	07/21/21 11:09	07/21/21 21:42	108-05-4	v2
Vinyl chloride	ND	ug/kg	12.3	3.1	1	07/21/21 11:09	07/21/21 21:42	75-01-4	
Xylene (Total)	**356**	ug/kg	12.3	3.5	1	07/21/21 11:09	07/21/21 21:42	1330-20-7	
m&p-Xylene	**241**	ug/kg	12.3	4.2	1	07/21/21 11:09	07/21/21 21:42	179601-23-1	
o-Xylene	**114**	ug/kg	6.1	2.7	1	07/21/21 11:09	07/21/21 21:42	95-47-6	
Surrogates									
Toluene-d8 (S)	97	%	70-130		1	07/21/21 11:09	07/21/21 21:42	2037-26-5	
4-Bromofluorobenzene (S)	101	%	69-134		1	07/21/21 11:09	07/21/21 21:42	460-00-4	
1,2-Dichloroethane-d4 (S)	95	%	70-130		1	07/21/21 11:09	07/21/21 21:42	17060-07-0	
Percent Moisture	Analytical Method: SW-846 Pace Analytical Services - Charlotte								
Percent Moisture	**15.6**	%	0.10	0.10	1		07/16/21 15:53		N2

REPORT OF LABORATORY ANALYSIS

This report shall not be reproduced, except in full,
without the written consent of Pace Analytical Services, LLC.

Pace Analytical Services, LLC
9800 Kincey Ave. Suite 100
Huntersville, NC 28078
(704)875-9092

ANALYTICAL RESULTS

Project: CPC HUNTERSVILLE CPC21018
Pace Project No.: 92550085

Sample: AEOO 32-34 **Lab ID: 92550085004** Collected: 07/15/21 14:55 Received: 07/16/21 13:00 Matrix: Solid

Results reported on a "dry weight" basis and are adjusted for percent moisture, sample size and any dilutions.

Parameters	Results	Units	Report Limit	MDL	DF	Prepared	Analyzed	CAS No.	Qual
VPH NC Soil	Analytical Method: MADEP VPH Preparation Method: MADEP VPH Pace Analytical Services - Charlotte								
Total VPH (C5-C12)	ND	mg/kg	3.4	3.4	1	07/20/21 15:08	07/20/21 19:11		N2
Aliphatic (C05-C08)	ND	mg/kg	3.4	3.4	1	07/20/21 15:08	07/20/21 19:11		N2
Aliphatic(C09-C12) Adjusted	ND	mg/kg	3.4	3.4	1	07/20/21 15:08	07/20/21 19:11		N2
Aromatic (C09-C10)	ND	mg/kg	3.4	3.4	1	07/20/21 15:08	07/20/21 19:11		N2
Surrogates									
4-Bromofluorobenzene (FID) (S)	96	%	70-130		1	07/20/21 15:08	07/20/21 19:11	460-00-4	
4-Bromofluorobenzene (PID) (S)	88	%	70-130		1	07/20/21 15:08	07/20/21 19:11	460-00-4	
8260D/5035A/5030B Volatiles	Analytical Method: EPA 8260D Preparation Method: EPA 5035A/5030B Pace Analytical Services - Charlotte								
Acetone	ND	ug/kg	132	42.4	1	07/20/21 10:24	07/20/21 16:47	67-64-1	
Benzene	ND	ug/kg	6.6	2.6	1	07/20/21 10:24	07/20/21 16:47	71-43-2	
Bromobenzene	ND	ug/kg	6.6	2.2	1	07/20/21 10:24	07/20/21 16:47	108-86-1	
Bromochloromethane	ND	ug/kg	6.6	2.0	1	07/20/21 10:24	07/20/21 16:47	74-97-5	
Bromodichloromethane	ND	ug/kg	6.6	2.5	1	07/20/21 10:24	07/20/21 16:47	75-27-4	
Bromoform	ND	ug/kg	6.6	2.3	1	07/20/21 10:24	07/20/21 16:47	75-25-2	
Bromomethane	ND	ug/kg	13.2	10.4	1	07/20/21 10:24	07/20/21 16:47	74-83-9	IK
2-Butanone (MEK)	ND	ug/kg	132	31.7	1	07/20/21 10:24	07/20/21 16:47	78-93-3	
n-Butylbenzene	ND	ug/kg	6.6	3.1	1	07/20/21 10:24	07/20/21 16:47	104-51-8	
sec-Butylbenzene	ND	ug/kg	6.6	2.9	1	07/20/21 10:24	07/20/21 16:47	135-98-8	
tert-Butylbenzene	ND	ug/kg	6.6	2.3	1	07/20/21 10:24	07/20/21 16:47	98-06-6	
Carbon tetrachloride	ND	ug/kg	6.6	2.5	1	07/20/21 10:24	07/20/21 16:47	56-23-5	
Chlorobenzene	ND	ug/kg	6.6	1.3	1	07/20/21 10:24	07/20/21 16:47	108-90-7	
Chloroethane	ND	ug/kg	13.2	5.1	1	07/20/21 10:24	07/20/21 16:47	75-00-3	
Chloroform	ND	ug/kg	6.6	4.0	1	07/20/21 10:24	07/20/21 16:47	67-66-3	
Chloromethane	ND	ug/kg	13.2	5.5	1	07/20/21 10:24	07/20/21 16:47	74-87-3	
2-Chlorotoluene	ND	ug/kg	6.6	2.3	1	07/20/21 10:24	07/20/21 16:47	95-49-8	
4-Chlorotoluene	ND	ug/kg	6.6	1.2	1	07/20/21 10:24	07/20/21 16:47	106-43-4	
1,2-Dibromo-3-chloropropane	ND	ug/kg	6.6	2.6	1	07/20/21 10:24	07/20/21 16:47	96-12-8	
Dibromochloromethane	ND	ug/kg	6.6	3.7	1	07/20/21 10:24	07/20/21 16:47	124-48-1	
1,2-Dibromoethane (EDB)	ND	ug/kg	6.6	2.9	1	07/20/21 10:24	07/20/21 16:47	106-93-4	
Dibromomethane	ND	ug/kg	6.6	1.4	1	07/20/21 10:24	07/20/21 16:47	74-95-3	
1,2-Dichlorobenzene	ND	ug/kg	6.6	2.4	1	07/20/21 10:24	07/20/21 16:47	95-50-1	
1,3-Dichlorobenzene	ND	ug/kg	6.6	2.0	1	07/20/21 10:24	07/20/21 16:47	541-73-1	
1,4-Dichlorobenzene	ND	ug/kg	6.6	1.7	1	07/20/21 10:24	07/20/21 16:47	106-46-7	
Dichlorodifluoromethane	ND	ug/kg	13.2	2.9	1	07/20/21 10:24	07/20/21 16:47	75-71-8	
1,1-Dichloroethane	ND	ug/kg	6.6	2.7	1	07/20/21 10:24	07/20/21 16:47	75-34-3	
1,2-Dichloroethane	ND	ug/kg	6.6	4.4	1	07/20/21 10:24	07/20/21 16:47	107-06-2	v2
1,1-Dichloroethene	ND	ug/kg	6.6	2.7	1	07/20/21 10:24	07/20/21 16:47	75-35-4	
cis-1,2-Dichloroethene	ND	ug/kg	6.6	2.3	1	07/20/21 10:24	07/20/21 16:47	156-59-2	
trans-1,2-Dichloroethene	ND	ug/kg	6.6	2.3	1	07/20/21 10:24	07/20/21 16:47	156-60-5	
1,2-Dichloropropane	ND	ug/kg	6.6	2.0	1	07/20/21 10:24	07/20/21 16:47	78-87-5	
1,3-Dichloropropane	ND	ug/kg	6.6	2.1	1	07/20/21 10:24	07/20/21 16:47	142-28-9	
2,2-Dichloropropane	ND	ug/kg	6.6	2.2	1	07/20/21 10:24	07/20/21 16:47	594-20-7	

REPORT OF LABORATORY ANALYSIS

This report shall not be reproduced, except in full,
without the written consent of Pace Analytical Services, LLC.

Pace Analytical Services, LLC
9800 Kincey Ave. Suite 100
Huntersville, NC 28078
(704)875-9092

ANALYTICAL RESULTS

Project: CPC HUNTERSVILLE CPC21018
Pace Project No.: 92550085

Sample: AEOO 32-34 **Lab ID: 92550085004** Collected: 07/15/21 14:55 Received: 07/16/21 13:00 Matrix: Solid

Results reported on a "dry weight" basis and are adjusted for percent moisture, sample size and any dilutions.

Parameters	Results	Units	Report Limit	MDL	DF	Prepared	Analyzed	CAS No.	Qual
8260D/5035A/5030B Volatiles	Analytical Method: EPA 8260D Preparation Method: EPA 5035A/5030B Pace Analytical Services - Charlotte								
1,1-Dichloropropene	ND	ug/kg	6.6	3.2	1	07/20/21 10:24	07/20/21 16:47	563-58-6	
cis-1,3-Dichloropropene	ND	ug/kg	6.6	1.8	1	07/20/21 10:24	07/20/21 16:47	10061-01-5	
trans-1,3-Dichloropropene	ND	ug/kg	6.6	2.3	1	07/20/21 10:24	07/20/21 16:47	10061-02-6	
Diisopropyl ether	ND	ug/kg	6.6	1.8	1	07/20/21 10:24	07/20/21 16:47	108-20-3	v2
Ethylbenzene	ND	ug/kg	6.6	3.1	1	07/20/21 10:24	07/20/21 16:47	100-41-4	
Hexachloro-1,3-butadiene	ND	ug/kg	13.2	10.8	1	07/20/21 10:24	07/20/21 16:47	87-68-3	
2-Hexanone	ND	ug/kg	66.0	6.4	1	07/20/21 10:24	07/20/21 16:47	591-78-6	
Isopropylbenzene (Cumene)	ND	ug/kg	6.6	2.2	1	07/20/21 10:24	07/20/21 16:47	98-82-8	
p-Isopropyltoluene	ND	ug/kg	6.6	3.2	1	07/20/21 10:24	07/20/21 16:47	99-87-6	
Methylene Chloride	ND	ug/kg	26.4	18.1	1	07/20/21 10:24	07/20/21 16:47	75-09-2	
4-Methyl-2-pentanone (MIBK)	ND	ug/kg	66.0	6.4	1	07/20/21 10:24	07/20/21 16:47	108-10-1	
Methyl-tert-butyl ether	ND	ug/kg	6.6	2.5	1	07/20/21 10:24	07/20/21 16:47	1634-04-4	
Naphthalene	ND	ug/kg	6.6	3.5	1	07/20/21 10:24	07/20/21 16:47	91-20-3	
n-Propylbenzene	ND	ug/kg	6.6	2.3	1	07/20/21 10:24	07/20/21 16:47	103-65-1	
Styrene	ND	ug/kg	6.6	1.7	1	07/20/21 10:24	07/20/21 16:47	100-42-5	
1,1,1,2-Tetrachloroethane	ND	ug/kg	6.6	2.5	1	07/20/21 10:24	07/20/21 16:47	630-20-6	
1,1,2,2-Tetrachloroethane	ND	ug/kg	6.6	1.7	1	07/20/21 10:24	07/20/21 16:47	79-34-5	
Tetrachloroethene	ND	ug/kg	6.6	2.1	1	07/20/21 10:24	07/20/21 16:47	127-18-4	
Toluene	**5.0J**	ug/kg	6.6	1.9	1	07/20/21 10:24	07/20/21 16:47	108-88-3	
1,2,3-Trichlorobenzene	ND	ug/kg	6.6	5.3	1	07/20/21 10:24	07/20/21 16:47	87-61-6	
1,2,4-Trichlorobenzene	ND	ug/kg	6.6	5.5	1	07/20/21 10:24	07/20/21 16:47	120-82-1	
1,1,1-Trichloroethane	ND	ug/kg	6.6	3.4	1	07/20/21 10:24	07/20/21 16:47	71-55-6	v2
1,1,2-Trichloroethane	ND	ug/kg	6.6	2.2	1	07/20/21 10:24	07/20/21 16:47	79-00-5	
Trichloroethene	ND	ug/kg	6.6	1.7	1	07/20/21 10:24	07/20/21 16:47	79-01-6	
Trichlorofluoromethane	ND	ug/kg	6.6	3.6	1	07/20/21 10:24	07/20/21 16:47	75-69-4	
1,2,3-Trichloropropane	ND	ug/kg	6.6	3.3	1	07/20/21 10:24	07/20/21 16:47	96-18-4	
1,2,4-Trimethylbenzene	ND	ug/kg	6.6	1.8	1	07/20/21 10:24	07/20/21 16:47	95-63-6	
1,3,5-Trimethylbenzene	ND	ug/kg	6.6	2.2	1	07/20/21 10:24	07/20/21 16:47	108-67-8	
Vinyl acetate	ND	ug/kg	66.0	4.8	1	07/20/21 10:24	07/20/21 16:47	108-05-4	
Vinyl chloride	ND	ug/kg	13.2	3.4	1	07/20/21 10:24	07/20/21 16:47	75-01-4	
Xylene (Total)	ND	ug/kg	13.2	3.8	1	07/20/21 10:24	07/20/21 16:47	1330-20-7	
m&p-Xylene	ND	ug/kg	13.2	4.5	1	07/20/21 10:24	07/20/21 16:47	179601-23-1	
o-Xylene	ND	ug/kg	6.6	2.9	1	07/20/21 10:24	07/20/21 16:47	95-47-6	
Surrogates									
Toluene-d8 (S)	100	%	70-130		1	07/20/21 10:24	07/20/21 16:47	2037-26-5	
4-Bromofluorobenzene (S)	97	%	69-134		1	07/20/21 10:24	07/20/21 16:47	460-00-4	
1,2-Dichloroethane-d4 (S)	98	%	70-130		1	07/20/21 10:24	07/20/21 16:47	17060-07-0	
Percent Moisture	Analytical Method: SW-846 Pace Analytical Services - Charlotte								
Percent Moisture	**20.8**	%	0.10	0.10	1		07/16/21 15:53		N2

REPORT OF LABORATORY ANALYSIS

This report shall not be reproduced, except in full,
without the written consent of Pace Analytical Services, LLC.

Pace Analytical Services, LLC
9800 Kincey Ave. Suite 100
Huntersville, NC 28078
(704)875-9092

ANALYTICAL RESULTS

Project: CPC HUNTERSVILLE CPC21018
Pace Project No.: 92550085

Sample: AEO 22-24 **Lab ID: 92550085005** Collected: 07/15/21 16:25 Received: 07/16/21 13:00 Matrix: Solid

Results reported on a "dry weight" basis and are adjusted for percent moisture, sample size and any dilutions.

Parameters	Results	Units	Report Limit	MDL	DF	Prepared	Analyzed	CAS No.	Qual
VPH NC Soil	Analytical Method: MADEP VPH Preparation Method: MADEP VPH Pace Analytical Services - Charlotte								
Total VPH (C5-C12)	ND	mg/kg	3.7	3.7	1	07/20/21 15:08	07/20/21 19:39		N2
Aliphatic (C05-C08)	ND	mg/kg	3.7	3.7	1	07/20/21 15:08	07/20/21 19:39		N2
Aliphatic(C09-C12) Adjusted	ND	mg/kg	3.7	3.7	1	07/20/21 15:08	07/20/21 19:39		N2
Aromatic (C09-C10)	ND	mg/kg	3.7	3.7	1	07/20/21 15:08	07/20/21 19:39		N2
Surrogates									
4-Bromofluorobenzene (FID) (S)	95	%	70-130		1	07/20/21 15:08	07/20/21 19:39	460-00-4	
4-Bromofluorobenzene (PID) (S)	89	%	70-130		1	07/20/21 15:08	07/20/21 19:39	460-00-4	
8260D/5035A/5030B Volatiles	Analytical Method: EPA 8260D Preparation Method: EPA 5035A/5030B Pace Analytical Services - Charlotte								
Acetone	ND	ug/kg	139	44.5	1	07/20/21 10:24	07/20/21 17:05	67-64-1	
Benzene	ND	ug/kg	6.9	2.8	1	07/20/21 10:24	07/20/21 17:05	71-43-2	
Bromobenzene	ND	ug/kg	6.9	2.3	1	07/20/21 10:24	07/20/21 17:05	108-86-1	
Bromochloromethane	ND	ug/kg	6.9	2.1	1	07/20/21 10:24	07/20/21 17:05	74-97-5	
Bromodichloromethane	ND	ug/kg	6.9	2.7	1	07/20/21 10:24	07/20/21 17:05	75-27-4	
Bromoform	ND	ug/kg	6.9	2.4	1	07/20/21 10:24	07/20/21 17:05	75-25-2	
Bromomethane	ND	ug/kg	13.9	10.9	1	07/20/21 10:24	07/20/21 17:05	74-83-9	IK
2-Butanone (MEK)	ND	ug/kg	139	33.3	1	07/20/21 10:24	07/20/21 17:05	78-93-3	
n-Butylbenzene	ND	ug/kg	6.9	3.3	1	07/20/21 10:24	07/20/21 17:05	104-51-8	
sec-Butylbenzene	ND	ug/kg	6.9	3.0	1	07/20/21 10:24	07/20/21 17:05	135-98-8	
tert-Butylbenzene	ND	ug/kg	6.9	2.5	1	07/20/21 10:24	07/20/21 17:05	98-06-6	
Carbon tetrachloride	ND	ug/kg	6.9	2.6	1	07/20/21 10:24	07/20/21 17:05	56-23-5	
Chlorobenzene	ND	ug/kg	6.9	1.3	1	07/20/21 10:24	07/20/21 17:05	108-90-7	
Chloroethane	ND	ug/kg	13.9	5.3	1	07/20/21 10:24	07/20/21 17:05	75-00-3	
Chloroform	ND	ug/kg	6.9	4.2	1	07/20/21 10:24	07/20/21 17:05	67-66-3	
Chloromethane	ND	ug/kg	13.9	5.8	1	07/20/21 10:24	07/20/21 17:05	74-87-3	
2-Chlorotoluene	ND	ug/kg	6.9	2.5	1	07/20/21 10:24	07/20/21 17:05	95-49-8	
4-Chlorotoluene	ND	ug/kg	6.9	1.2	1	07/20/21 10:24	07/20/21 17:05	106-43-4	
1,2-Dibromo-3-chloropropane	ND	ug/kg	6.9	2.7	1	07/20/21 10:24	07/20/21 17:05	96-12-8	
Dibromochloromethane	ND	ug/kg	6.9	3.9	1	07/20/21 10:24	07/20/21 17:05	124-48-1	
1,2-Dibromoethane (EDB)	ND	ug/kg	6.9	3.0	1	07/20/21 10:24	07/20/21 17:05	106-93-4	
Dibromomethane	ND	ug/kg	6.9	1.5	1	07/20/21 10:24	07/20/21 17:05	74-95-3	
1,2-Dichlorobenzene	ND	ug/kg	6.9	2.5	1	07/20/21 10:24	07/20/21 17:05	95-50-1	
1,3-Dichlorobenzene	ND	ug/kg	6.9	2.1	1	07/20/21 10:24	07/20/21 17:05	541-73-1	
1,4-Dichlorobenzene	ND	ug/kg	6.9	1.8	1	07/20/21 10:24	07/20/21 17:05	106-46-7	
Dichlorodifluoromethane	ND	ug/kg	13.9	3.0	1	07/20/21 10:24	07/20/21 17:05	75-71-8	
1,1-Dichloroethane	ND	ug/kg	6.9	2.9	1	07/20/21 10:24	07/20/21 17:05	75-34-3	
1,2-Dichloroethane	ND	ug/kg	6.9	4.6	1	07/20/21 10:24	07/20/21 17:05	107-06-2	v2
1,1-Dichloroethene	ND	ug/kg	6.9	2.9	1	07/20/21 10:24	07/20/21 17:05	75-35-4	
cis-1,2-Dichloroethene	ND	ug/kg	6.9	2.4	1	07/20/21 10:24	07/20/21 17:05	156-59-2	
trans-1,2-Dichloroethene	ND	ug/kg	6.9	2.4	1	07/20/21 10:24	07/20/21 17:05	156-60-5	
1,2-Dichloropropane	ND	ug/kg	6.9	2.1	1	07/20/21 10:24	07/20/21 17:05	78-87-5	
1,3-Dichloropropane	ND	ug/kg	6.9	2.2	1	07/20/21 10:24	07/20/21 17:05	142-28-9	
2,2-Dichloropropane	ND	ug/kg	6.9	2.3	1	07/20/21 10:24	07/20/21 17:05	594-20-7	

REPORT OF LABORATORY ANALYSIS

This report shall not be reproduced, except in full,
without the written consent of Pace Analytical Services, LLC.

Pace Analytical Services, LLC
9800 Kincey Ave. Suite 100
Huntersville, NC 28078
(704)875-9092

ANALYTICAL RESULTS

Project: CPC HUNTERSVILLE CPC21018
Pace Project No.: 92550085

Sample: AEO 22-24 **Lab ID: 92550085005** Collected: 07/15/21 16:25 Received: 07/16/21 13:00 Matrix: Solid

Results reported on a "dry weight" basis and are adjusted for percent moisture, sample size and any dilutions.

Parameters	Results	Units	Report Limit	MDL	DF	Prepared	Analyzed	CAS No.	Qual
8260D/5035A/5030B Volatiles	Analytical Method: EPA 8260D Preparation Method: EPA 5035A/5030B Pace Analytical Services - Charlotte								
1,1-Dichloropropene	ND	ug/kg	6.9	3.3	1	07/20/21 10:24	07/20/21 17:05	563-58-6	
cis-1,3-Dichloropropene	ND	ug/kg	6.9	1.9	1	07/20/21 10:24	07/20/21 17:05	10061-01-5	
trans-1,3-Dichloropropene	ND	ug/kg	6.9	2.4	1	07/20/21 10:24	07/20/21 17:05	10061-02-6	
Diisopropyl ether	ND	ug/kg	6.9	1.9	1	07/20/21 10:24	07/20/21 17:05	108-20-3	v2
Ethylbenzene	ND	ug/kg	6.9	3.2	1	07/20/21 10:24	07/20/21 17:05	100-41-4	
Hexachloro-1,3-butadiene	ND	ug/kg	13.9	11.3	1	07/20/21 10:24	07/20/21 17:05	87-68-3	
2-Hexanone	ND	ug/kg	69.3	6.7	1	07/20/21 10:24	07/20/21 17:05	591-78-6	
Isopropylbenzene (Cumene)	ND	ug/kg	6.9	2.4	1	07/20/21 10:24	07/20/21 17:05	98-82-8	
p-Isopropyltoluene	ND	ug/kg	6.9	3.4	1	07/20/21 10:24	07/20/21 17:05	99-87-6	
Methylene Chloride	ND	ug/kg	27.7	19.0	1	07/20/21 10:24	07/20/21 17:05	75-09-2	
4-Methyl-2-pentanone (MIBK)	ND	ug/kg	69.3	6.7	1	07/20/21 10:24	07/20/21 17:05	108-10-1	
Methyl-tert-butyl ether	ND	ug/kg	6.9	2.6	1	07/20/21 10:24	07/20/21 17:05	1634-04-4	
Naphthalene	ND	ug/kg	6.9	3.6	1	07/20/21 10:24	07/20/21 17:05	91-20-3	
n-Propylbenzene	ND	ug/kg	6.9	2.5	1	07/20/21 10:24	07/20/21 17:05	103-65-1	
Styrene	ND	ug/kg	6.9	1.8	1	07/20/21 10:24	07/20/21 17:05	100-42-5	
1,1,1,2-Tetrachloroethane	ND	ug/kg	6.9	2.7	1	07/20/21 10:24	07/20/21 17:05	630-20-6	
1,1,2,2-Tetrachloroethane	ND	ug/kg	6.9	1.8	1	07/20/21 10:24	07/20/21 17:05	79-34-5	
Tetrachloroethene	ND	ug/kg	6.9	2.2	1	07/20/21 10:24	07/20/21 17:05	127-18-4	
Toluene	ND	ug/kg	6.9	2.0	1	07/20/21 10:24	07/20/21 17:05	108-88-3	
1,2,3-Trichlorobenzene	ND	ug/kg	6.9	5.6	1	07/20/21 10:24	07/20/21 17:05	87-61-6	
1,2,4-Trichlorobenzene	ND	ug/kg	6.9	5.8	1	07/20/21 10:24	07/20/21 17:05	120-82-1	
1,1,1-Trichloroethane	ND	ug/kg	6.9	3.6	1	07/20/21 10:24	07/20/21 17:05	71-55-6	v2
1,1,2-Trichloroethane	ND	ug/kg	6.9	2.3	1	07/20/21 10:24	07/20/21 17:05	79-00-5	
Trichloroethene	ND	ug/kg	6.9	1.8	1	07/20/21 10:24	07/20/21 17:05	79-01-6	
Trichlorofluoromethane	ND	ug/kg	6.9	3.8	1	07/20/21 10:24	07/20/21 17:05	75-69-4	
1,2,3-Trichloropropane	ND	ug/kg	6.9	3.5	1	07/20/21 10:24	07/20/21 17:05	96-18-4	
1,2,4-Trimethylbenzene	ND	ug/kg	6.9	1.9	1	07/20/21 10:24	07/20/21 17:05	95-63-6	
1,3,5-Trimethylbenzene	ND	ug/kg	6.9	2.3	1	07/20/21 10:24	07/20/21 17:05	108-67-8	
Vinyl acetate	ND	ug/kg	69.3	5.0	1	07/20/21 10:24	07/20/21 17:05	108-05-4	
Vinyl chloride	ND	ug/kg	13.9	3.5	1	07/20/21 10:24	07/20/21 17:05	75-01-4	
Xylene (Total)	ND	ug/kg	13.9	3.9	1	07/20/21 10:24	07/20/21 17:05	1330-20-7	
m&p-Xylene	ND	ug/kg	13.9	4.7	1	07/20/21 10:24	07/20/21 17:05	179601-23-1	
o-Xylene	ND	ug/kg	6.9	3.1	1	07/20/21 10:24	07/20/21 17:05	95-47-6	
Surrogates									
Toluene-d8 (S)	99	%	70-130		1	07/20/21 10:24	07/20/21 17:05	2037-26-5	
4-Bromofluorobenzene (S)	95	%	69-134		1	07/20/21 10:24	07/20/21 17:05	460-00-4	
1,2-Dichloroethane-d4 (S)	101	%	70-130		1	07/20/21 10:24	07/20/21 17:05	17060-07-0	
Percent Moisture	Analytical Method: SW-846 Pace Analytical Services - Charlotte								
Percent Moisture	**20.7**	%	0.10	0.10	1		07/16/21 15:53		N2

REPORT OF LABORATORY ANALYSIS

This report shall not be reproduced, except in full,
without the written consent of Pace Analytical Services, LLC.

Pace Analytical Services, LLC
9800 Kincey Ave. Suite 100
Huntersville, NC 28078
(704)875-9092

QUALITY CONTROL DATA

Project: CPC HUNTERSVILLE CPC21018
Pace Project No.: 92550085

QC Batch: 634534
QC Batch Method: MADEP VPH
Analysis Method: MADEP VPH
Analysis Description: VPH NC Soil
Laboratory: Pace Analytical Services - Charlotte
Associated Lab Samples: 92550085002, 92550085003

METHOD BLANK: 3332290 Matrix: Solid
Associated Lab Samples: 92550085002, 92550085003

Parameter	Units	Blank Result	Reporting Limit	MDL	Analyzed	Qualifiers
Aliphatic (C05-C08)	mg/kg	ND	2.5	2.5	07/20/21 18:43	N2
Aromatic (C09-C10)	mg/kg	ND	2.5	2.5	07/20/21 18:43	N2
4-Bromofluorobenzene (FID) (S)	%	95	70-130		07/20/21 18:43	
4-Bromofluorobenzene (PID) (S)	%	88	70-130		07/20/21 18:43	

LABORATORY CONTROL SAMPLE & LCSD: 3332291 3332292

Parameter	Units	Spike Conc.	LCS Result	LCSD Result	LCS % Rec	LCSD % Rec	% Rec Limits	RPD	Max RPD	Qualifiers
Aliphatic (C05-C08)	mg/kg	15.1	15.8	14.7	105	97	70-130	8	25	N2
Aromatic (C09-C10)	mg/kg	5	5.2	4.9	104	98	70-130	6	25	N2
4-Bromofluorobenzene (FID) (S)	%				95	97	70-130			
4-Bromofluorobenzene (PID) (S)	%				85	87	70-130			

Results presented on this page are in the units indicated by the "Units" column except where an alternate unit is presented to the right of the result.

REPORT OF LABORATORY ANALYSIS

This report shall not be reproduced, except in full,
without the written consent of Pace Analytical Services, LLC.

Pace Analytical Services, LLC
9800 Kincey Ave. Suite 100
Huntersville, NC 28078
(704)875-9092

QUALITY CONTROL DATA

Project: CPC HUNTERSVILLE CPC21018
Pace Project No.: 92550085

QC Batch: 634625
QC Batch Method: MADEP VPH
Analysis Method: MADEP VPH
Analysis Description: VPH NC Soil
Laboratory: Pace Analytical Services - Charlotte
Associated Lab Samples: 92550085004, 92550085005

METHOD BLANK: 3332873 Matrix: Solid
Associated Lab Samples: 92550085004, 92550085005

Parameter	Units	Blank Result	Reporting Limit	MDL	Analyzed	Qualifiers
Aliphatic (C05-C08)	mg/kg	ND	2.5	2.5	07/20/21 18:14	N2
Aromatic (C09-C10)	mg/kg	ND	2.5	2.5	07/20/21 18:14	N2
4-Bromofluorobenzene (FID) (S)	%	96	70-130		07/20/21 18:14	
4-Bromofluorobenzene (PID) (S)	%	89	70-130		07/20/21 18:14	

LABORATORY CONTROL SAMPLE & LCSD: 3332874 3332875

Parameter	Units	Spike Conc.	LCS Result	LCSD Result	LCS % Rec	LCSD % Rec	% Rec Limits	RPD	Max RPD	Qualifiers
Aliphatic (C05-C08)	mg/kg	15.1	16.5	15.1	109	100	70-130	9	25	N2
Aromatic (C09-C10)	mg/kg	5	4.9	5.4	97	107	70-130	10	25	N2
4-Bromofluorobenzene (FID) (S)	%				97	103	70-130			
4-Bromofluorobenzene (PID) (S)	%				86	92	70-130			

Results presented on this page are in the units indicated by the "Units" column except where an alternate unit is presented to the right of the result.

REPORT OF LABORATORY ANALYSIS

This report shall not be reproduced, except in full,
without the written consent of Pace Analytical Services, LLC.

Pace Analytical Services, LLC
9800 Kincey Ave. Suite 100
Huntersville, NC 28078
(704)875-9092

QUALITY CONTROL DATA

Project: CPC HUNTERSVILLE CPC21018
Pace Project No.: 92550085

QC Batch: 634950
QC Batch Method: MADEP VPH
Analysis Method: MADEP VPH
Analysis Description: VPH NC Soil
Laboratory: Pace Analytical Services - Charlotte

Associated Lab Samples: 92550085001

METHOD BLANK: 3334332 Matrix: Solid
Associated Lab Samples: 92550085001

Parameter	Units	Blank Result	Reporting Limit	MDL	Analyzed	Qualifiers
Aliphatic (C05-C08)	mg/kg	ND	2.5	2.5	07/21/21 18:28	N2
Aromatic (C09-C10)	mg/kg	ND	2.5	2.5	07/21/21 18:28	N2
4-Bromofluorobenzene (FID) (S)	%	99	70-130		07/21/21 18:28	
4-Bromofluorobenzene (PID) (S)	%	90	70-130		07/21/21 18:28	

LABORATORY CONTROL SAMPLE & LCSD: 3334333 3334334

Parameter	Units	Spike Conc.	LCS Result	LCSD Result	LCS % Rec	LCSD % Rec	% Rec Limits	RPD	Max RPD	Qualifiers
Aliphatic (C05-C08)	mg/kg	15	15.3	13.2	102	88	70-130	14	25	N2
Aromatic (C09-C10)	mg/kg	5	5.0	4.8	100	96	70-130	5	25	N2
4-Bromofluorobenzene (FID) (S)	%				101	102	70-130			
4-Bromofluorobenzene (PID) (S)	%				89	89	70-130			

Results presented on this page are in the units indicated by the "Units" column except where an alternate unit is presented to the right of the result.

REPORT OF LABORATORY ANALYSIS

This report shall not be reproduced, except in full,
without the written consent of Pace Analytical Services, LLC.

Pace Analytical Services, LLC
9800 Kincey Ave. Suite 100
Huntersville, NC 28078
(704)875-9092

QUALITY CONTROL DATA

Project: CPC HUNTERSVILLE CPC21018
Pace Project No.: 92550085

QC Batch: 634512 | Analysis Method: EPA 8260D
QC Batch Method: EPA 5035A/5030B | Analysis Description: 8260D 5035A 5030B
Laboratory: Pace Analytical Services - Charlotte
Associated Lab Samples: 92550085002, 92550085004, 92550085005

METHOD BLANK: 3332146 Matrix: Solid
Associated Lab Samples: 92550085002, 92550085004, 92550085005

Parameter	Units	Blank Result	Reporting Limit	MDL	Analyzed	Qualifiers
1,1,1,2-Tetrachloroethane	ug/kg	ND	5.0	1.9	07/20/21 12:28	
1,1,1-Trichloroethane	ug/kg	ND	5.0	2.6	07/20/21 12:28	v2
1,1,2,2-Tetrachloroethane	ug/kg	ND	5.0	1.3	07/20/21 12:28	
1,1,2-Trichloroethane	ug/kg	ND	5.0	1.7	07/20/21 12:28	
1,1-Dichloroethane	ug/kg	ND	5.0	2.1	07/20/21 12:28	
1,1-Dichloroethene	ug/kg	ND	5.0	2.1	07/20/21 12:28	
1,1-Dichloropropene	ug/kg	ND	5.0	2.4	07/20/21 12:28	
1,2,3-Trichlorobenzene	ug/kg	ND	5.0	4.0	07/20/21 12:28	
1,2,3-Trichloropropane	ug/kg	ND	5.0	2.5	07/20/21 12:28	
1,2,4-Trichlorobenzene	ug/kg	ND	5.0	4.2	07/20/21 12:28	
1,2,4-Trimethylbenzene	ug/kg	ND	5.0	1.4	07/20/21 12:28	
1,2-Dibromo-3-chloropropane	ug/kg	ND	5.0	1.9	07/20/21 12:28	
1,2-Dibromoethane (EDB)	ug/kg	ND	5.0	2.2	07/20/21 12:28	
1,2-Dichlorobenzene	ug/kg	ND	5.0	1.8	07/20/21 12:28	
1,2-Dichloroethane	ug/kg	ND	5.0	3.3	07/20/21 12:28	v2
1,2-Dichloropropane	ug/kg	ND	5.0	1.5	07/20/21 12:28	
1,3,5-Trimethylbenzene	ug/kg	ND	5.0	1.7	07/20/21 12:28	
1,3-Dichlorobenzene	ug/kg	ND	5.0	1.6	07/20/21 12:28	
1,3-Dichloropropane	ug/kg	ND	5.0	1.6	07/20/21 12:28	
1,4-Dichlorobenzene	ug/kg	ND	5.0	1.3	07/20/21 12:28	
2,2-Dichloropropane	ug/kg	ND	5.0	1.6	07/20/21 12:28	
2-Butanone (MEK)	ug/kg	ND	100	24.0	07/20/21 12:28	
2-Chlorotoluene	ug/kg	ND	5.0	1.8	07/20/21 12:28	
2-Hexanone	ug/kg	ND	50.0	4.8	07/20/21 12:28	
4-Chlorotoluene	ug/kg	ND	5.0	0.88	07/20/21 12:28	
4-Methyl-2-pentanone (MIBK)	ug/kg	ND	50.0	4.8	07/20/21 12:28	
Acetone	ug/kg	ND	100	32.1	07/20/21 12:28	
Benzene	ug/kg	ND	5.0	2.0	07/20/21 12:28	
Bromobenzene	ug/kg	ND	5.0	1.6	07/20/21 12:28	
Bromochloromethane	ug/kg	ND	5.0	1.5	07/20/21 12:28	
Bromodichloromethane	ug/kg	ND	5.0	1.9	07/20/21 12:28	
Bromoform	ug/kg	ND	5.0	1.8	07/20/21 12:28	
Bromomethane	ug/kg	ND	10.0	7.9	07/20/21 12:28	IK
Carbon tetrachloride	ug/kg	ND	5.0	1.9	07/20/21 12:28	
Chlorobenzene	ug/kg	ND	5.0	0.96	07/20/21 12:28	
Chloroethane	ug/kg	ND	10.0	3.9	07/20/21 12:28	
Chloroform	ug/kg	ND	5.0	3.0	07/20/21 12:28	
Chloromethane	ug/kg	ND	10.0	4.2	07/20/21 12:28	
cis-1,2-Dichloroethene	ug/kg	ND	5.0	1.7	07/20/21 12:28	
cis-1,3-Dichloropropene	ug/kg	ND	5.0	1.4	07/20/21 12:28	

Results presented on this page are in the units indicated by the "Units" column except where an alternate unit is presented to the right of the result.

REPORT OF LABORATORY ANALYSIS

This report shall not be reproduced, except in full,
without the written consent of Pace Analytical Services, LLC.

Pace Analytical Services, LLC
9800 Kincey Ave. Suite 100
Huntersville, NC 28078
(704)875-9092

QUALITY CONTROL DATA

Project: CPC HUNTERSVILLE CPC21018
Pace Project No.: 92550085

METHOD BLANK: 3332146 Matrix: Solid
Associated Lab Samples: 92550085002, 92550085004, 92550085005

Parameter	Units	Blank Result	Reporting Limit	MDL	Analyzed	Qualifiers
Dibromochloromethane	ug/kg	ND	5.0	2.8	07/20/21 12:28	
Dibromomethane	ug/kg	ND	5.0	1.1	07/20/21 12:28	
Dichlorodifluoromethane	ug/kg	ND	10.0	2.2	07/20/21 12:28	
Diisopropyl ether	ug/kg	ND	5.0	1.4	07/20/21 12:28	v2
Ethylbenzene	ug/kg	ND	5.0	2.3	07/20/21 12:28	
Hexachloro-1,3-butadiene	ug/kg	ND	10.0	8.2	07/20/21 12:28	
Isopropylbenzene (Cumene)	ug/kg	ND	5.0	1.7	07/20/21 12:28	
m&p-Xylene	ug/kg	ND	10.0	3.4	07/20/21 12:28	
Methyl-tert-butyl ether	ug/kg	ND	5.0	1.9	07/20/21 12:28	
Methylene Chloride	ug/kg	ND	20.0	13.7	07/20/21 12:28	
n-Butylbenzene	ug/kg	ND	5.0	2.4	07/20/21 12:28	
n-Propylbenzene	ug/kg	ND	5.0	1.8	07/20/21 12:28	
Naphthalene	ug/kg	ND	5.0	2.6	07/20/21 12:28	
o-Xylene	ug/kg	ND	5.0	2.2	07/20/21 12:28	
p-Isopropyltoluene	ug/kg	ND	5.0	2.5	07/20/21 12:28	
sec-Butylbenzene	ug/kg	ND	5.0	2.2	07/20/21 12:28	
Styrene	ug/kg	ND	5.0	1.3	07/20/21 12:28	
tert-Butylbenzene	ug/kg	ND	5.0	1.8	07/20/21 12:28	
Tetrachloroethene	ug/kg	ND	5.0	1.6	07/20/21 12:28	
Toluene	ug/kg	ND	5.0	1.4	07/20/21 12:28	
trans-1,2-Dichloroethene	ug/kg	ND	5.0	1.8	07/20/21 12:28	
trans-1,3-Dichloropropene	ug/kg	ND	5.0	1.7	07/20/21 12:28	
Trichloroethene	ug/kg	ND	5.0	1.3	07/20/21 12:28	
Trichlorofluoromethane	ug/kg	ND	5.0	2.8	07/20/21 12:28	
Vinyl acetate	ug/kg	ND	50.0	3.6	07/20/21 12:28	
Vinyl chloride	ug/kg	ND	10.0	2.5	07/20/21 12:28	
Xylene (Total)	ug/kg	ND	10.0	2.8	07/20/21 12:28	
1,2-Dichloroethane-d4 (S)	%	101	70-130		07/20/21 12:28	
4-Bromofluorobenzene (S)	%	96	69-134		07/20/21 12:28	
Toluene-d8 (S)	%	97	70-130		07/20/21 12:28	

LABORATORY CONTROL SAMPLE: 3332147

Parameter	Units	Spike Conc.	LCS Result	LCS % Rec	% Rec Limits	Qualifiers
1,1,1,2-Tetrachloroethane	ug/kg	1250	1170	94	70-130	
1,1,1-Trichloroethane	ug/kg	1250	996	80	70-130	v3
1,1,2,2-Tetrachloroethane	ug/kg	1250	1070	86	70-130	
1,1,2-Trichloroethane	ug/kg	1250	1070	85	70-130	
1,1-Dichloroethane	ug/kg	1250	1110	89	70-130	
1,1-Dichloroethene	ug/kg	1250	1100	88	70-130	
1,1-Dichloropropene	ug/kg	1250	1090	87	70-130	
1,2,3-Trichlorobenzene	ug/kg	1250	1280	102	65-130	
1,2,3-Trichloropropane	ug/kg	1250	1110	89	70-130	
1,2,4-Trichlorobenzene	ug/kg	1250	1280	102	68-130	

Results presented on this page are in the units indicated by the "Units" column except where an alternate unit is presented to the right of the result.

REPORT OF LABORATORY ANALYSIS

This report shall not be reproduced, except in full,
without the written consent of Pace Analytical Services, LLC.

Pace Analytical Services, LLC
9800 Kincey Ave. Suite 100
Huntersville, NC 28078
(704)875-9092

QUALITY CONTROL DATA

Project: CPC HUNTERSVILLE CPC21018
Pace Project No.: 92550085

LABORATORY CONTROL SAMPLE: 3332147

Parameter	Units	Spike Conc.	LCS Result	LCS % Rec	% Rec Limits	Qualifiers
1,2,4-Trimethylbenzene	ug/kg	1250	1180	94	70-130	
1,2-Dibromo-3-chloropropane	ug/kg	1250	1130	90	70-130	
1,2-Dibromoethane (EDB)	ug/kg	1250	1170	94	70-130	
1,2-Dichlorobenzene	ug/kg	1250	1230	98	70-130	
1,2-Dichloroethane	ug/kg	1250	997	80	63-130	v3
1,2-Dichloropropane	ug/kg	1250	1130	91	70-130	
1,3,5-Trimethylbenzene	ug/kg	1250	1210	97	70-130	
1,3-Dichlorobenzene	ug/kg	1250	1210	96	70-130	
1,3-Dichloropropane	ug/kg	1250	1160	93	70-130	
1,4-Dichlorobenzene	ug/kg	1250	1220	97	70-130	
2,2-Dichloropropane	ug/kg	1250	1010	81	66-130	
2-Butanone (MEK)	ug/kg	2500	2030	81	70-130	
2-Chlorotoluene	ug/kg	1250	1240	99	70-130	
2-Hexanone	ug/kg	2500	2110	84	70-130	
4-Chlorotoluene	ug/kg	1250	1160	93	70-130	
4-Methyl-2-pentanone (MIBK)	ug/kg	2500	2080	83	70-130	
Acetone	ug/kg	2500	2240	90	69-130	
Benzene	ug/kg	1250	1130	90	70-130	
Bromobenzene	ug/kg	1250	1270	102	70-130	
Bromochloromethane	ug/kg	1250	1190	95	70-130	
Bromodichloromethane	ug/kg	1250	1000	80	69-130	
Bromoform	ug/kg	1250	1150	92	70-130	
Bromomethane	ug/kg	1250	1210	97	52-130	IK
Carbon tetrachloride	ug/kg	1250	1110	89	70-130	
Chlorobenzene	ug/kg	1250	1190	96	70-130	
Chloroethane	ug/kg	1250	1180	94	65-130	
Chloroform	ug/kg	1250	1170	94	70-130	
Chloromethane	ug/kg	1250	1000	80	55-130	
cis-1,2-Dichloroethene	ug/kg	1250	1070	85	70-130	
cis-1,3-Dichloropropene	ug/kg	1250	1130	90	70-130	
Dibromochloromethane	ug/kg	1250	1150	92	70-130	
Dibromomethane	ug/kg	1250	1200	96	70-130	
Dichlorodifluoromethane	ug/kg	1250	1060	85	45-156	
Diisopropyl ether	ug/kg	1250	996	80	70-130	v3
Ethylbenzene	ug/kg	1250	1260	101	70-130	
Hexachloro-1,3-butadiene	ug/kg	1250	1300	104	66-130	
Isopropylbenzene (Cumene)	ug/kg	1250	1190	95	70-130	
m&p-Xylene	ug/kg	2500	2320	93	70-130	
Methyl-tert-butyl ether	ug/kg	1250	1060	85	70-130	
Methylene Chloride	ug/kg	1250	1110	89	65-130	
n-Butylbenzene	ug/kg	1250	1270	101	67-130	
n-Propylbenzene	ug/kg	1250	1230	99	70-130	
Naphthalene	ug/kg	1250	1160	93	70-130	
o-Xylene	ug/kg	1250	1190	95	70-130	
p-Isopropyltoluene	ug/kg	1250	1240	99	67-130	
sec-Butylbenzene	ug/kg	1250	1220	98	69-130	
Styrene	ug/kg	1250	1190	95	70-130	

Results presented on this page are in the units indicated by the "Units" column except where an alternate unit is presented to the right of the result.

REPORT OF LABORATORY ANALYSIS

This report shall not be reproduced, except in full,
without the written consent of Pace Analytical Services, LLC.

Pace Analytical Services, LLC
9800 Kincey Ave. Suite 100
Huntersville, NC 28078
(704)875-9092

QUALITY CONTROL DATA

Project: CPC HUNTERSVILLE CPC21018
Pace Project No.: 92550085

LABORATORY CONTROL SAMPLE: 3332147

Parameter	Units	Spike Conc.	LCS Result	LCS % Rec	% Rec Limits	Qualifiers
tert-Butylbenzene	ug/kg	1250	1170	93	67-130	
Tetrachloroethene	ug/kg	1250	1130	90	70-130	
Toluene	ug/kg	1250	1100	88	70-130	
trans-1,2-Dichloroethene	ug/kg	1250	1110	89	70-130	
trans-1,3-Dichloropropene	ug/kg	1250	1120	90	68-130	
Trichloroethene	ug/kg	1250	1170	94	70-130	
Trichlorofluoromethane	ug/kg	1250	1060	85	70-130	
Vinyl acetate	ug/kg	2500	2270	91	70-130	
Vinyl chloride	ug/kg	1250	1100	88	61-130	
Xylene (Total)	ug/kg	3750	3510	94	70-130	
1,2-Dichloroethane-d4 (S)	%			89	70-130	
4-Bromofluorobenzene (S)	%			95	69-134	
Toluene-d8 (S)	%			99	70-130	

MATRIX SPIKE & MATRIX SPIKE DUPLICATE: 3332148 3332149

Parameter	Units	92549416008 Result	MS Spike Conc.	MSD Spike Conc.	MS Result	MSD Result	MS % Rec	MSD % Rec	% Rec Limits	RPD	Max RPD	Qual
1,1,1,2-Tetrachloroethane	ug/kg	ND	8670	8670	8380	7740	97	89	70-131	8	30	
1,1,1-Trichloroethane	ug/kg	ND	8670	8670	7410	6990	86	81	65-133	6	30	v3
1,1,2,2-Tetrachloroethane	ug/kg	ND	8670	8670	7500	7010	86	81	66-130	7	30	
1,1,2-Trichloroethane	ug/kg	ND	8670	8670	7780	7230	90	83	66-133	7	30	
1,1-Dichloroethane	ug/kg	ND	8670	8670	8060	7650	93	88	65-130	5	30	
1,1-Dichloroethene	ug/kg	ND	8670	8670	8290	7760	96	90	10-158	7	30	
1,1-Dichloropropene	ug/kg	ND	8670	8670	8220	7670	95	89	68-133	7	30	
1,2,3-Trichlorobenzene	ug/kg	ND	8670	8670	9120	8430	105	97	27-138	8	30	
1,2,3-Trichloropropane	ug/kg	ND	8670	8670	7630	6990	88	81	67-130	9	30	
1,2,4-Trichlorobenzene	ug/kg	ND	8670	8670	9250	8700	106	100	51-134	6	30	
1,2,4-Trimethylbenzene	ug/kg	46600	8670	8670	57800	55500	129	103	63-136	4	30	
1,2-Dibromo-3-chloropropane	ug/kg	ND	8670	8670	7960	7230	92	83	32-130	10	30	
1,2-Dibromoethane (EDB)	ug/kg	ND	8670	8670	8160	7570	94	87	70-130	7	30	
1,2-Dichlorobenzene	ug/kg	ND	8670	8670	8790	8170	101	94	69-130	7	30	
1,2-Dichloroethane	ug/kg	ND	8670	8670	7100	6610	82	76	59-130	7	30	v3
1,2-Dichloropropane	ug/kg	ND	8670	8670	8290	7500	96	87	70-130	10	30	
1,3,5-Trimethylbenzene	ug/kg	13900	8670	8670	23700	22900	113	104	65-137	3	30	
1,3-Dichlorobenzene	ug/kg	ND	8670	8670	9040	8210	104	95	70-130	10	30	
1,3-Dichloropropane	ug/kg	ND	8670	8670	8410	7600	97	88	70-130	10	30	
1,4-Dichlorobenzene	ug/kg	ND	8670	8670	8850	8070	102	93	68-130	9	30	
2,2-Dichloropropane	ug/kg	ND	8670	8670	6910	6400	80	74	32-130	8	30	
2-Butanone (MEK)	ug/kg	ND	17400	17400	15400	14100	89	81	10-136	9	30	
2-Chlorotoluene	ug/kg	ND	8670	8670	10500	9940	122	115	69-141	6	30	
2-Hexanone	ug/kg	ND	17400	17400	15200	13700	88	79	10-144	11	30	
4-Chlorotoluene	ug/kg	ND	8670	8670	8600	7970	99	92	70-132	8	30	
4-Methyl-2-pentanone (MIBK)	ug/kg	1520	17400	17400	15800	14300	83	74	25-143	10	30	

Results presented on this page are in the units indicated by the "Units" column except where an alternate unit is presented to the right of the result.

REPORT OF LABORATORY ANALYSIS

This report shall not be reproduced, except in full,
without the written consent of Pace Analytical Services, LLC.

Pace Analytical Services, LLC
9800 Kincey Ave. Suite 100
Huntersville, NC 28078
(704)875-9092

QUALITY CONTROL DATA

Project: CPC HUNTERSVILLE CPC21018
Pace Project No.: 92550085

MATRIX SPIKE & MATRIX SPIKE DUPLICATE: 3332148 3332149

Parameter	Units	92549416008 Result	MS Spike Conc.	MSD Spike Conc.	MS Result	MSD Result	MS % Rec	MSD % Rec	% Rec Limits	RPD	Max RPD	Qual
Acetone	ug/kg	ND	17400	17400	14700	13200	85	76	10-130	11	30	
Benzene	ug/kg	1250	8670	8670	9410	8810	94	87	67-130	7	30	
Bromobenzene	ug/kg	ND	8670	8670	9220	8480	106	98	70-130	8	30	
Bromochloromethane	ug/kg	ND	8670	8670	8350	7760	96	90	69-134	7	30	
Bromodichloromethane	ug/kg	ND	8670	8670	7010	6650	81	77	64-130	5	30	
Bromoform	ug/kg	ND	8670	8670	7500	6920	87	80	62-130	8	30	
Bromomethane	ug/kg	ND	8670	8670	7270	6580	84	76	20-176	10	30	IK
Carbon tetrachloride	ug/kg	ND	8670	8670	8130	7640	94	88	65-140	6	30	
Chlorobenzene	ug/kg	ND	8670	8670	8750	8180	101	94	70-130	7	30	
Chloroethane	ug/kg	ND	8670	8670	8690	8450	100	97	10-130	3	30	
Chloroform	ug/kg	ND	8670	8670	8470	7930	98	91	63-130	7	30	
Chloromethane	ug/kg	ND	8670	8670	7350	7140	85	82	58-130	3	30	
cis-1,2-Dichloroethene	ug/kg	ND	8670	8670	7730	7260	89	84	66-130	6	30	
cis-1,3-Dichloropropene	ug/kg	ND	8670	8670	8470	7180	98	83	67-130	16	30	
Dibromochloromethane	ug/kg	ND	8670	8670	7890	7310	91	84	67-130	8	30	
Dibromomethane	ug/kg	ND	8670	8670	8230	7650	95	88	63-131	7	30	
Dichlorodifluoromethane	ug/kg	ND	8670	8670	7570	7430	87	86	44-180	2	30	
Diisopropyl ether	ug/kg	44.0J	8670	8670	6970	6560	80	75	63-130	6	30	v3
Ethylbenzene	ug/kg	14800	8670	8670	24300	23300	109	97	66-130	4	30	
Hexachloro-1,3-butadiene	ug/kg	ND	8670	8670	10500	9390	121	108	64-150	11	30	
Isopropylbenzene (Cumene)	ug/kg	1840	8670	8670	10800	10100	103	96	69-135	6	30	
m&p-Xylene	ug/kg	57700	17400	17400	75000	72900	100	88	60-133	3	30	
Methyl-tert-butyl ether	ug/kg	ND	8670	8670	7190	6740	83	78	65-130	7	30	
Methylene Chloride	ug/kg	ND	8670	8670	7860	7430	91	86	61-130	6	30	
n-Butylbenzene	ug/kg	2470	8670	8670	12700	11900	118	109	65-140	6	30	
n-Propylbenzene	ug/kg	ND	8670	8670	17500	16800	201	194	67-140	4	30	M1
Naphthalene	ug/kg	5900	8670	8670	15500	14000	111	93	15-145	10	30	
o-Xylene	ug/kg	24400	8670	8670	33200	32200	102	90	66-133	3	30	
p-Isopropyltoluene	ug/kg	2100	8670	8670	11700	10800	111	101	56-147	8	30	
sec-Butylbenzene	ug/kg	ND	8670	8670	9990	9170	115	106	65-139	9	30	
Styrene	ug/kg	723	8670	8670	9220	8520	98	90	70-132	8	30	
tert-Butylbenzene	ug/kg	ND	8670	8670	9400	8600	108	99	62-135	9	30	
Tetrachloroethene	ug/kg	ND	8670	8670	8600	7970	99	92	70-135	8	30	
Toluene	ug/kg	27200	8670	8670	35400	34800	95	87	67-130	2	30	
trans-1,2-Dichloroethene	ug/kg	ND	8670	8670	8130	7730	94	89	69-130	5	30	
trans-1,3-Dichloropropene	ug/kg	ND	8670	8670	7490	6900	86	80	62-130	8	30	
Trichloroethene	ug/kg	ND	8670	8670	8670	8000	100	92	70-135	8	30	
Trichlorofluoromethane	ug/kg	ND	8670	8670	7920	7550	91	87	10-130	5	30	
Vinyl acetate	ug/kg	ND	17400	17400	15300	14200	88	82	53-130	7	30	
Vinyl chloride	ug/kg	ND	8670	8670	8240	8070	95	93	61-148	2	30	
Xylene (Total)	ug/kg	82100	26000	26000	108000	105000	100	89	63-132	3	30	
1,2-Dichloroethane-d4 (S)	%						95	97	70-130			
4-Bromofluorobenzene (S)	%						96	96	69-134			
Toluene-d8 (S)	%						97	97	70-130			

Results presented on this page are in the units indicated by the "Units" column except where an alternate unit is presented to the right of the result.

REPORT OF LABORATORY ANALYSIS

This report shall not be reproduced, except in full,
without the written consent of Pace Analytical Services, LLC.

Pace Analytical Services, LLC
9800 Kincey Ave. Suite 100
Huntersville, NC 28078
(704)875-9092

QUALITY CONTROL DATA

Project: CPC HUNTERSVILLE CPC21018
Pace Project No.: 92550085

QC Batch: 634874
QC Batch Method: EPA 5035A/5030B
Analysis Method: EPA 8260D
Analysis Description: 8260D 5035A 5030B
Laboratory: Pace Analytical Services - Charlotte
Associated Lab Samples: 92550085001, 92550085003

METHOD BLANK: 3333865 Matrix: Solid
Associated Lab Samples: 92550085001, 92550085003

Parameter	Units	Blank Result	Reporting Limit	MDL	Analyzed	Qualifiers
1,1,1,2-Tetrachloroethane	ug/kg	ND	5.0	1.9	07/21/21 21:25	
1,1,1-Trichloroethane	ug/kg	ND	5.0	2.6	07/21/21 21:25	
1,1,2,2-Tetrachloroethane	ug/kg	ND	5.0	1.3	07/21/21 21:25	
1,1,2-Trichloroethane	ug/kg	ND	5.0	1.7	07/21/21 21:25	
1,1-Dichloroethane	ug/kg	ND	5.0	2.1	07/21/21 21:25	
1,1-Dichloroethene	ug/kg	ND	5.0	2.1	07/21/21 21:25	
1,1-Dichloropropene	ug/kg	ND	5.0	2.4	07/21/21 21:25	v2
1,2,3-Trichlorobenzene	ug/kg	ND	5.0	4.0	07/21/21 21:25	
1,2,3-Trichloropropane	ug/kg	ND	5.0	2.5	07/21/21 21:25	
1,2,4-Trichlorobenzene	ug/kg	ND	5.0	4.2	07/21/21 21:25	
1,2,4-Trimethylbenzene	ug/kg	ND	5.0	1.4	07/21/21 21:25	
1,2-Dibromo-3-chloropropane	ug/kg	ND	5.0	1.9	07/21/21 21:25	
1,2-Dibromoethane (EDB)	ug/kg	ND	5.0	2.2	07/21/21 21:25	
1,2-Dichlorobenzene	ug/kg	ND	5.0	1.8	07/21/21 21:25	
1,2-Dichloroethane	ug/kg	ND	5.0	3.3	07/21/21 21:25	
1,2-Dichloropropane	ug/kg	ND	5.0	1.5	07/21/21 21:25	
1,3,5-Trimethylbenzene	ug/kg	ND	5.0	1.7	07/21/21 21:25	
1,3-Dichlorobenzene	ug/kg	ND	5.0	1.6	07/21/21 21:25	
1,3-Dichloropropane	ug/kg	ND	5.0	1.6	07/21/21 21:25	
1,4-Dichlorobenzene	ug/kg	ND	5.0	1.3	07/21/21 21:25	
2,2-Dichloropropane	ug/kg	ND	5.0	1.6	07/21/21 21:25	v2
2-Butanone (MEK)	ug/kg	ND	100	24.0	07/21/21 21:25	
2-Chlorotoluene	ug/kg	ND	5.0	1.8	07/21/21 21:25	
2-Hexanone	ug/kg	ND	50.0	4.8	07/21/21 21:25	
4-Chlorotoluene	ug/kg	ND	5.0	0.88	07/21/21 21:25	
4-Methyl-2-pentanone (MIBK)	ug/kg	ND	50.0	4.8	07/21/21 21:25	
Acetone	ug/kg	ND	100	32.1	07/21/21 21:25	
Benzene	ug/kg	ND	5.0	2.0	07/21/21 21:25	
Bromobenzene	ug/kg	ND	5.0	1.6	07/21/21 21:25	
Bromochloromethane	ug/kg	ND	5.0	1.5	07/21/21 21:25	
Bromodichloromethane	ug/kg	ND	5.0	1.9	07/21/21 21:25	
Bromoform	ug/kg	ND	5.0	1.8	07/21/21 21:25	
Bromomethane	ug/kg	ND	10.0	7.9	07/21/21 21:25	IK
Carbon tetrachloride	ug/kg	ND	5.0	1.9	07/21/21 21:25	
Chlorobenzene	ug/kg	ND	5.0	0.96	07/21/21 21:25	
Chloroethane	ug/kg	ND	10.0	3.9	07/21/21 21:25	IH
Chloroform	ug/kg	ND	5.0	3.0	07/21/21 21:25	
Chloromethane	ug/kg	ND	10.0	4.2	07/21/21 21:25	
cis-1,2-Dichloroethene	ug/kg	ND	5.0	1.7	07/21/21 21:25	
cis-1,3-Dichloropropene	ug/kg	ND	5.0	1.4	07/21/21 21:25	

Results presented on this page are in the units indicated by the "Units" column except where an alternate unit is presented to the right of the result.

REPORT OF LABORATORY ANALYSIS

This report shall not be reproduced, except in full,
without the written consent of Pace Analytical Services, LLC.

Pace Analytical Services, LLC
9800 Kincey Ave. Suite 100
Huntersville, NC 28078
(704)875-9092

QUALITY CONTROL DATA

Project: CPC HUNTERSVILLE CPC21018
Pace Project No.: 92550085

METHOD BLANK: 3333865 Matrix: Solid
Associated Lab Samples: 92550085001, 92550085003

Parameter	Units	Blank Result	Reporting Limit	MDL	Analyzed	Qualifiers
Dibromochloromethane	ug/kg	ND	5.0	2.8	07/21/21 21:25	
Dibromomethane	ug/kg	ND	5.0	1.1	07/21/21 21:25	
Dichlorodifluoromethane	ug/kg	ND	10.0	2.2	07/21/21 21:25	
Diisopropyl ether	ug/kg	ND	5.0	1.4	07/21/21 21:25	v2
Ethylbenzene	ug/kg	ND	5.0	2.3	07/21/21 21:25	
Hexachloro-1,3-butadiene	ug/kg	ND	10.0	8.2	07/21/21 21:25	
Isopropylbenzene (Cumene)	ug/kg	ND	5.0	1.7	07/21/21 21:25	
m&p-Xylene	ug/kg	ND	10.0	3.4	07/21/21 21:25	
Methyl-tert-butyl ether	ug/kg	ND	5.0	1.9	07/21/21 21:25	v2
Methylene Chloride	ug/kg	ND	20.0	13.7	07/21/21 21:25	IK
n-Butylbenzene	ug/kg	ND	5.0	2.4	07/21/21 21:25	
n-Propylbenzene	ug/kg	ND	5.0	1.8	07/21/21 21:25	
Naphthalene	ug/kg	ND	5.0	2.6	07/21/21 21:25	
o-Xylene	ug/kg	ND	5.0	2.2	07/21/21 21:25	
p-Isopropyltoluene	ug/kg	ND	5.0	2.5	07/21/21 21:25	
sec-Butylbenzene	ug/kg	ND	5.0	2.2	07/21/21 21:25	
Styrene	ug/kg	ND	5.0	1.3	07/21/21 21:25	
tert-Butylbenzene	ug/kg	ND	5.0	1.8	07/21/21 21:25	
Tetrachloroethene	ug/kg	ND	5.0	1.6	07/21/21 21:25	
Toluene	ug/kg	ND	5.0	1.4	07/21/21 21:25	
trans-1,2-Dichloroethene	ug/kg	ND	5.0	1.8	07/21/21 21:25	
trans-1,3-Dichloropropene	ug/kg	ND	5.0	1.7	07/21/21 21:25	
Trichloroethene	ug/kg	ND	5.0	1.3	07/21/21 21:25	
Trichlorofluoromethane	ug/kg	ND	5.0	2.8	07/21/21 21:25	
Vinyl acetate	ug/kg	ND	50.0	3.6	07/21/21 21:25	v2
Vinyl chloride	ug/kg	ND	10.0	2.5	07/21/21 21:25	
Xylene (Total)	ug/kg	ND	10.0	2.8	07/21/21 21:25	
1,2-Dichloroethane-d4 (S)	%	97	70-130		07/21/21 21:25	
4-Bromofluorobenzene (S)	%	101	69-134		07/21/21 21:25	
Toluene-d8 (S)	%	100	70-130		07/21/21 21:25	

LABORATORY CONTROL SAMPLE: 3333866

Parameter	Units	Spike Conc.	LCS Result	LCS % Rec	% Rec Limits	Qualifiers
1,1,1,2-Tetrachloroethane	ug/kg	1250	1170	93	70-130	
1,1,1-Trichloroethane	ug/kg	1250	1160	93	70-130	
1,1,2,2-Tetrachloroethane	ug/kg	1250	1100	88	70-130	
1,1,2-Trichloroethane	ug/kg	1250	1140	91	70-130	
1,1-Dichloroethane	ug/kg	1250	1000	80	70-130	
1,1-Dichloroethene	ug/kg	1250	1220	98	70-130	
1,1-Dichloropropene	ug/kg	1250	967	77	70-130	v3
1,2,3-Trichlorobenzene	ug/kg	1250	1160	93	65-130	
1,2,3-Trichloropropane	ug/kg	1250	1100	88	70-130	
1,2,4-Trichlorobenzene	ug/kg	1250	1180	94	68-130	

Results presented on this page are in the units indicated by the "Units" column except where an alternate unit is presented to the right of the result.

REPORT OF LABORATORY ANALYSIS

This report shall not be reproduced, except in full,
without the written consent of Pace Analytical Services, LLC.

Pace Analytical Services, LLC
9800 Kincey Ave. Suite 100
Huntersville, NC 28078
(704)875-9092

QUALITY CONTROL DATA

Project: CPC HUNTERSVILLE CPC21018
Pace Project No.: 92550085

LABORATORY CONTROL SAMPLE: 3333866

Parameter	Units	Spike Conc.	LCS Result	LCS % Rec	% Rec Limits	Qualifiers
1,2,4-Trimethylbenzene	ug/kg	1250	1100	88	70-130	
1,2-Dibromo-3-chloropropane	ug/kg	1250	1260	101	70-130	
1,2-Dibromoethane (EDB)	ug/kg	1250	1140	91	70-130	
1,2-Dichlorobenzene	ug/kg	1250	1120	90	70-130	
1,2-Dichloroethane	ug/kg	1250	1110	89	63-130	
1,2-Dichloropropane	ug/kg	1250	1080	86	70-130	
1,3,5-Trimethylbenzene	ug/kg	1250	1140	91	70-130	
1,3-Dichlorobenzene	ug/kg	1250	1150	92	70-130	
1,3-Dichloropropane	ug/kg	1250	1090	87	70-130	
1,4-Dichlorobenzene	ug/kg	1250	1290	103	70-130	
2,2-Dichloropropane	ug/kg	1250	994	80	66-130	v3
2-Butanone (MEK)	ug/kg	2500	2100	84	70-130	
2-Chlorotoluene	ug/kg	1250	1080	87	70-130	
2-Hexanone	ug/kg	2500	2430	97	70-130	
4-Chlorotoluene	ug/kg	1250	1220	97	70-130	
4-Methyl-2-pentanone (MIBK)	ug/kg	2500	2280	91	70-130	
Acetone	ug/kg	2500	2300	92	69-130	
Benzene	ug/kg	1250	1090	87	70-130	
Bromobenzene	ug/kg	1250	1290	103	70-130	
Bromochloromethane	ug/kg	1250	1250	100	70-130	
Bromodichloromethane	ug/kg	1250	1130	90	69-130	
Bromoform	ug/kg	1250	1250	100	70-130	
Bromomethane	ug/kg	1250	1140	91	52-130	IK
Carbon tetrachloride	ug/kg	1250	1280	102	70-130	
Chlorobenzene	ug/kg	1250	1110	88	70-130	
Chloroethane	ug/kg	1250	1320	105	65-130	IH
Chloroform	ug/kg	1250	1160	93	70-130	
Chloromethane	ug/kg	1250	1170	93	55-130	
cis-1,2-Dichloroethene	ug/kg	1250	1010	81	70-130	
cis-1,3-Dichloropropene	ug/kg	1250	1140	91	70-130	
Dibromochloromethane	ug/kg	1250	1130	91	70-130	
Dibromomethane	ug/kg	1250	1270	101	70-130	
Dichlorodifluoromethane	ug/kg	1250	1230	98	45-156	
Diisopropyl ether	ug/kg	1250	908	73	70-130	v3
Ethylbenzene	ug/kg	1250	1240	99	70-130	
Hexachloro-1,3-butadiene	ug/kg	1250	1200	96	66-130	
Isopropylbenzene (Cumene)	ug/kg	1250	1260	101	70-130	
m&p-Xylene	ug/kg	2500	2520	101	70-130	
Methyl-tert-butyl ether	ug/kg	1250	978	78	70-130	v3
Methylene Chloride	ug/kg	1250	1140	91	65-130	IK
n-Butylbenzene	ug/kg	1250	1060	85	67-130	
n-Propylbenzene	ug/kg	1250	1210	97	70-130	
Naphthalene	ug/kg	1250	1170	94	70-130	
o-Xylene	ug/kg	1250	1260	100	70-130	
p-Isopropyltoluene	ug/kg	1250	1150	92	67-130	
sec-Butylbenzene	ug/kg	1250	1070	86	69-130	
Styrene	ug/kg	1250	1220	97	70-130	

Results presented on this page are in the units indicated by the "Units" column except where an alternate unit is presented to the right of the result.

REPORT OF LABORATORY ANALYSIS

This report shall not be reproduced, except in full,
without the written consent of Pace Analytical Services, LLC.

Pace Analytical Services, LLC
9800 Kincey Ave. Suite 100
Huntersville, NC 28078
(704)875-9092

QUALITY CONTROL DATA

Project: CPC HUNTERSVILLE CPC21018
Pace Project No.: 92550085

LABORATORY CONTROL SAMPLE: 3333866

Parameter	Units	Spike Conc.	LCS Result	LCS % Rec	% Rec Limits	Qualifiers
tert-Butylbenzene	ug/kg	1250	1150	92	67-130	
Tetrachloroethene	ug/kg	1250	1180	94	70-130	
Toluene	ug/kg	1250	1260	101	70-130	
trans-1,2-Dichloroethene	ug/kg	1250	1180	95	70-130	
trans-1,3-Dichloropropene	ug/kg	1250	1130	91	68-130	
Trichloroethene	ug/kg	1250	1170	93	70-130	
Trichlorofluoromethane	ug/kg	1250	1040	83	70-130	
Vinyl acetate	ug/kg	2500	1990	80	70-130	v3
Vinyl chloride	ug/kg	1250	1120	89	61-130	
Xylene (Total)	ug/kg	3750	3780	101	70-130	
1,2-Dichloroethane-d4 (S)	%			84	70-130	
4-Bromofluorobenzene (S)	%			104	69-134	
Toluene-d8 (S)	%			98	70-130	

MATRIX SPIKE & MATRIX SPIKE DUPLICATE: 3333867 3333868

Parameter	Units	92550103004 Result	MS Spike Conc.	MSD Spike Conc.	MS Result	MSD Result	MS % Rec	MSD % Rec	% Rec Limits	RPD	Max RPD	Qual
1,1,1,2-Tetrachloroethane	ug/kg	ND	81500	81500	78800	78600	97	96	70-131	0	30	
1,1,1-Trichloroethane	ug/kg	ND	81500	81500	83600	83700	103	103	65-133	0	30	
1,1,2,2-Tetrachloroethane	ug/kg	ND	81500	81500	69800	71100	86	87	66-130	2	30	
1,1,2-Trichloroethane	ug/kg	ND	81500	81500	75700	76400	93	94	66-133	1	30	
1,1-Dichloroethane	ug/kg	ND	81500	81500	71800	70800	88	87	65-130	1	30	
1,1-Dichloroethene	ug/kg	ND	81500	81500	93800	91200	115	112	10-158	3	30	
1,1-Dichloropropene	ug/kg	ND	81500	81500	69800	69800	86	86	68-133	0	30	v3
1,2,3-Trichlorobenzene	ug/kg	ND	81500	81500	76600	75600	94	93	27-138	1	30	
1,2,3-Trichloropropane	ug/kg	ND	81500	81500	68200	66700	84	82	67-130	2	30	
1,2,4-Trichlorobenzene	ug/kg	ND	81500	81500	79600	79500	98	98	51-134	0	30	
1,2,4-Trimethylbenzene	ug/kg	175000	81500	81500	239000	271000	78	118	63-136	13	30	
1,2-Dibromo-3-chloropropane	ug/kg	ND	81500	81500	75900	76900	93	94	32-130	1	30	
1,2-Dibromoethane (EDB)	ug/kg	ND	81500	81500	72600	75100	89	92	70-130	3	30	
1,2-Dichlorobenzene	ug/kg	ND	81500	81500	74600	75700	92	93	69-130	1	30	
1,2-Dichloroethane	ug/kg	ND	81500	81500	73300	74400	90	91	59-130	2	30	
1,2-Dichloropropane	ug/kg	ND	81500	81500	71900	70800	88	87	70-130	2	30	
1,3,5-Trimethylbenzene	ug/kg	51100	81500	81500	125000	136000	91	105	65-137	9	30	
1,3-Dichlorobenzene	ug/kg	ND	81500	81500	73900	75600	91	93	70-130	2	30	
1,3-Dichloropropane	ug/kg	ND	81500	81500	72000	72600	88	89	70-130	1	30	
1,4-Dichlorobenzene	ug/kg	ND	81500	81500	86300	86400	106	106	68-130	0	30	
2,2-Dichloropropane	ug/kg	ND	81500	81500	56000	56300	69	69	32-130	1	30	v3
2-Butanone (MEK)	ug/kg	ND	162000	162000	139000	147000	86	90	10-136	5	30	
2-Chlorotoluene	ug/kg	ND	81500	81500	78400	80000	96	98	69-141	2	30	
2-Hexanone	ug/kg	ND	162000	162000	149000	149000	91	92	10-144	0	30	
4-Chlorotoluene	ug/kg	ND	81500	81500	79100	79800	97	98	70-132	1	30	
4-Methyl-2-pentanone (MIBK)	ug/kg	6660J	162000	162000	144000	146000	84	85	25-143	1	30	

Results presented on this page are in the units indicated by the "Units" column except where an alternate unit is presented to the right of the result.

REPORT OF LABORATORY ANALYSIS

This report shall not be reproduced, except in full,
without the written consent of Pace Analytical Services, LLC.

Pace Analytical Services, LLC
9800 Kincey Ave. Suite 100
Huntersville, NC 28078
(704)875-9092

QUALITY CONTROL DATA

Project: CPC HUNTERSVILLE CPC21018
Pace Project No.: 92550085

MATRIX SPIKE & MATRIX SPIKE DUPLICATE: 3333867 3333868

Parameter	Units	92550103004 Result	MS Spike Conc.	MSD Spike Conc.	MS Result	MSD Result	MS % Rec	MSD % Rec	% Rec Limits	RPD	Max RPD	Qual
Acetone	ug/kg	ND	162000	162000	150000	154000	92	94	10-130	2	30	
Benzene	ug/kg	22000	81500	81500	94700	98800	89	94	67-130	4	30	
Bromobenzene	ug/kg	ND	81500	81500	86000	84600	106	104	70-130	2	30	
Bromochloromethane	ug/kg	ND	81500	81500	86800	87600	107	108	69-134	1	30	
Bromodichloromethane	ug/kg	ND	81500	81500	74900	73400	92	90	64-130	2	30	
Bromoform	ug/kg	ND	81500	81500	76200	77400	94	95	62-130	2	30	
Bromomethane	ug/kg	ND	81500	81500	76100	79400	93	98	20-176	4	30	IK
Carbon tetrachloride	ug/kg	ND	81500	81500	91100	90600	112	111	65-140	1	30	
Chlorobenzene	ug/kg	ND	81500	81500	77100	75900	95	93	70-130	1	30	
Chloroethane	ug/kg	ND	81500	81500	98700	96100	121	118	10-130	3	30	IH
Chloroform	ug/kg	ND	81500	81500	80600	80500	99	99	63-130	0	30	
Chloromethane	ug/kg	ND	81500	81500	89000	87200	109	107	58-130	2	30	
cis-1,2-Dichloroethene	ug/kg	ND	81500	81500	71500	71100	88	87	66-130	1	30	
cis-1,3-Dichloropropene	ug/kg	ND	81500	81500	71500	71700	88	88	67-130	0	30	
Dibromochloromethane	ug/kg	ND	81500	81500	73100	74300	90	91	67-130	2	30	
Dibromomethane	ug/kg	ND	81500	81500	82700	82000	102	101	63-131	1	30	
Dichlorodifluoromethane	ug/kg	ND	81500	81500	93700	93200	115	114	44-180	0	30	
Diisopropyl ether	ug/kg	1030	81500	81500	63400	64300	77	78	63-130	1	30	v3
Ethylbenzene	ug/kg	99400	81500	81500	180000	198000	99	122	66-130	10	30	
Hexachloro-1,3-butadiene	ug/kg	ND	81500	81500	80200	82600	98	101	64-150	3	30	
Isopropylbenzene (Cumene)	ug/kg	8310	81500	81500	95800	97300	107	109	69-135	2	30	
m&p-Xylene	ug/kg	395000	162000	162000	540000	618000	89	137	60-133	14	30	M1
Methyl-tert-butyl ether	ug/kg	ND	81500	81500	68400	67700	84	83	65-130	1	30	v3
Methylene Chloride	ug/kg	ND	81500	81500	80000	79200	98	97	61-130	1	30	IK
n-Butylbenzene	ug/kg	7200	81500	81500	79100	81600	88	91	65-140	3	30	
n-Propylbenzene	ug/kg	31800	81500	81500	112000	117000	98	105	67-140	5	30	
Naphthalene	ug/kg	22700	81500	81500	98500	103000	93	99	15-145	5	30	
o-Xylene	ug/kg	162000	81500	81500	241000	271000	97	134	66-133	12	30	M1
p-Isopropyltoluene	ug/kg	7490	81500	81500	85000	86700	95	97	56-147	2	30	
sec-Butylbenzene	ug/kg	ND	81500	81500	75400	76200	93	94	65-139	1	30	
Styrene	ug/kg	4520	81500	81500	84300	85100	98	99	70-132	1	30	
tert-Butylbenzene	ug/kg	ND	81500	81500	77800	78200	96	96	62-135	0	30	
Tetrachloroethene	ug/kg	ND	81500	81500	84400	81700	104	100	70-135	3	30	
Toluene	ug/kg	343000	81500	81500	411000	483000	84	172	67-130	16	30	M1
trans-1,2-Dichloroethene	ug/kg	ND	81500	81500	85300	84600	105	104	69-130	1	30	
trans-1,3-Dichloropropene	ug/kg	ND	81500	81500	69700	69400	86	85	62-130	0	30	
Trichloroethene	ug/kg	ND	81500	81500	81500	80500	100	99	70-135	1	30	
Trichlorofluoromethane	ug/kg	ND	81500	81500	76900	76800	94	94	10-130	0	30	
Vinyl acetate	ug/kg	ND	162000	162000	127000	127000	78	78	53-130	0	30	v3
Vinyl chloride	ug/kg	ND	81500	81500	83700	82100	103	101	61-148	2	30	
Xylene (Total)	ug/kg	558000	244000	244000	781000	889000	91	136	63-132	13	30	MS
1,2-Dichloroethane-d4 (S)	%						86	89	70-130			
4-Bromofluorobenzene (S)	%						103	105	69-134			
Toluene-d8 (S)	%						96	96	70-130			

Results presented on this page are in the units indicated by the "Units" column except where an alternate unit is presented to the right of the result.

REPORT OF LABORATORY ANALYSIS

This report shall not be reproduced, except in full,
without the written consent of Pace Analytical Services, LLC.

Pace Analytical Services, LLC
9800 Kincey Ave. Suite 100
Huntersville, NC 28078
(704)875-9092

QUALITY CONTROL DATA

Project: CPC HUNTERSVILLE CPC21018
Pace Project No.: 92550085

QC Batch: 634038
QC Batch Method: SW-846
Analysis Method: SW-846
Analysis Description: Dry Weight/Percent Moisture
Laboratory: Pace Analytical Services - Charlotte
Associated Lab Samples: 92550085001, 92550085002, 92550085003, 92550085004, 92550085005

SAMPLE DUPLICATE: 3330111

Parameter	Units	92550085001 Result	Dup Result	RPD	Max RPD	Qualifiers
Percent Moisture	%	11.0	11.4	4	25	N2

SAMPLE DUPLICATE: 3330112

Parameter	Units	92550079009 Result	Dup Result	RPD	Max RPD	Qualifiers
Percent Moisture	%	19.5	19.4	0	25	N2

Results presented on this page are in the units indicated by the "Units" column except where an alternate unit is presented to the right of the result.

REPORT OF LABORATORY ANALYSIS

This report shall not be reproduced, except in full,
without the written consent of Pace Analytical Services, LLC.

Pace Analytical Services, LLC
9800 Kincey Ave. Suite 100
Huntersville, NC 28078
(704)875-9092

QUALIFIERS

Project: CPC HUNTERSVILLE CPC21018
Pace Project No.: 92550085

DEFINITIONS

DF - Dilution Factor, if reported, represents the factor applied to the reported data due to dilution of the sample aliquot.

ND - Not Detected at or above adjusted reporting limit.

TNTC - Too Numerous To Count

J - Estimated concentration above the adjusted method detection limit and below the adjusted reporting limit.

MDL - Adjusted Method Detection Limit.

PQL - Practical Quantitation Limit.

RL - Reporting Limit - The lowest concentration value that meets project requirements for quantitative data with known precision and bias for a specific analyte in a specific matrix.

S - Surrogate

1,2-Diphenylhydrazine decomposes to and cannot be separated from Azobenzene using Method 8270. The result for each analyte is a combined concentration.

Consistent with EPA guidelines, unrounded data are displayed and have been used to calculate % recovery and RPD values.

LCS(D) - Laboratory Control Sample (Duplicate)

MS(D) - Matrix Spike (Duplicate)

DUP - Sample Duplicate

RPD - Relative Percent Difference

NC - Not Calculable.

SG - Silica Gel - Clean-Up

U - Indicates the compound was analyzed for, but not detected.

Acid preservation may not be appropriate for 2 Chloroethylvinyl ether.

A separate vial preserved to a pH of 4-5 is recommended in SW846 Chapter 4 for the analysis of Acrolein and Acrylonitrile by EPA Method 8260.

N-Nitrosodiphenylamine decomposes and cannot be separated from Diphenylamine using Method 8270. The result reported for each analyte is a combined concentration.

Pace Analytical is TNI accredited. Contact your Pace PM for the current list of accredited analytes.

TNI - The NELAC Institute.

ANALYTE QUALIFIERS

IH	This analyte exceeded secondary source verification criteria high for the initial calibration. The reported results should be considered an estimated value.
IK	The recalculated concentration of the calibration standard(s) did not meet method acceptance criteria; this result should be considered an estimated value.
M1	Matrix spike recovery exceeded QC limits. Batch accepted based on laboratory control sample (LCS) recovery.
MS	Analyte recovery in the matrix spike was outside QC limits for one or more of the constituent analytes used in the calculated result.
N2	The lab does not hold NELAC/TNI accreditation for this parameter but other accreditations/certifications may apply. A complete list of accreditations/certifications is available upon request.
S2	Surrogate recovery outside laboratory control limits due to matrix interferences (confirmed by similar results from sample re-analysis).
v2	The continuing calibration verification was below the method acceptance limit. The analyte was not detected in the associated samples and the sensitivity of the instrument was verified with a reporting limit check standard.
v3	The continuing calibration verification was below the method acceptance limit. Any detection for the analyte in the associated samples may have low bias.

This report shall not be reproduced, except in full,
without the written consent of Pace Analytical Services, LLC.

Pace Analytical Services, LLC
9800 Kincey Ave. Suite 100
Huntersville, NC 28078
(704)875-9092

QUALITY CONTROL DATA CROSS REFERENCE TABLE

Project: CPC HUNTERSVILLE CPC21018
Pace Project No.: 92550085

Lab ID	Sample ID	QC Batch Method	QC Batch	Analytical Method	Analytical Batch
92550085001	**ACOAO 42-44**	MADEP VPH	634950	MADEP VPH	634982
92550085002	**ACOO 40-4.5**	MADEP VPH	634534	MADEP VPH	634595
92550085003	**ADOO 34-36**	MADEP VPH	634534	MADEP VPH	634595
92550085004	**AEOO 32-34**	MADEP VPH	634625	MADEP VPH	634758
92550085005	**AEO 22-24**	MADEP VPH	634625	MADEP VPH	634758
92550085001	**ACOAO 42-44**	EPA 5035A/5030B	634874	EPA 8260D	634882
92550085002	**ACOO 40-4.5**	EPA 5035A/5030B	634512	EPA 8260D	634523
92550085003	**ADOO 34-36**	EPA 5035A/5030B	634874	EPA 8260D	634882
92550085004	**AEOO 32-34**	EPA 5035A/5030B	634512	EPA 8260D	634523
92550085005	**AEO 22-24**	EPA 5035A/5030B	634512	EPA 8260D	634523
92550085001	**ACOAO 42-44**	SW-846	634038		
92550085002	**ACOO 40-4.5**	SW-846	634038		
92550085003	**ADOO 34-36**	SW-846	634038		
92550085004	**AEOO 32-34**	SW-846	634038		
92550085005	**AEO 22-24**	SW-846	634038		

This report shall not be reproduced, except in full,
without the written consent of Pace Analytical Services, LLC.

Pace Analytical

CHAIN-OF-CUSTODY Analytical Request Document

Chain-of-Custody is a LEGAL DOCUMENT - Complete all relevent fields

LAB U

WO# : 92550085

92550085

Number or

Company: APEX COMPANIES, LLC

Address: 5900 NORTHWOODS BUSINESS PKWY, STE O

Report To: ANDREW STREET

Copy To: TOM NAUMANN

Customer Project Name/Number: CPC HUNTERSVILLE / CPC21018

Billing Information:

Email To:

Site Collection Info/Address:

State: / County/City: Time Zone Collected: [ ] PT [ ] MT [ ] CT [X] ET

Phone:
Email:

Site/Facility ID #:

Compliance Monitoring? [ ] Yes [X] No

Collected By (print): CHRIS REEVES

Purchase Order #: 2020-L1-2248
Quote #:

DW PWS ID #:
DW Location Code:

Collected By (signature):

Turnaround Date Required:

Immediately Packed on Ice: [X] Yes [ ] No

Sample Disposal: [X] Dispose as appropriate [ ] Return [ ] Archive: [ ] Hold:

Rush: [ ] Same Day [ ] Next Day [ ] 2 Day [X] 3 Day [ ] 4 Day [ ] 5 Day (Expedite Charges Apply)

Field Filtered (if applicable): [ ] Yes [ ] No
Analysis:

* Matrix Codes (Insert in Matrix box below): Drinking Water (DW), Ground Water (GW), Wastewater (WW), Product (P), Soil/Solid (SL), Oil (OL), Wipe (WP), Air (AR), Tissue (TS), Bioassay (B), Vapor (V), Other (OT)

Conta

6 6

** Preservative Types: (1) nitric acid, (2) sulfuric acid, (3) hydrochloric acid, (4) sodium hydroxide, (5) zinc acetate, (6) methanol, (7) sodium bisulfate, (8) sodium thiosulfate, (9) hexane, (A) ascorbic acid, (B) ammonium sulfate, (C) ammonium hydroxide, (D) TSP, (U) Unpreserved, (O) Other

Analyses

Customer Sample ID	Matrix *	Comp / Grab	Collected (or Composite Start) Date	Collected (or Composite Start) Time	Composite End Date	Composite End Time	Res Cl	# of Ctns	MADEP VPH	VOCs BY 8260 D	Lab Sample # / Comments
ACØAØ 42-44	SL	GRAB	7.15.21	1140	—	—	—	3	X	X	92550085
ACØØ 40-4.5	SL	GRAB	7.15.21	1000	—	—	—	3	X	X	001
ADØØ 34-36	SL	GRAB	7.15.21	1355	—	—	—	3	X	X	002
AEØØ 32-34	SL	GRAB	7.15.21	1455	—	—	—	3	X	X	003
AEØ 22-24	SL	GRAB	7.15.21	1625	—	—	—	3	X	X	004

Lab Profile/Line:

Lab Sample Receipt Checklist:

Custody Seals Present/Intact	Y N NA
Custody Signatures Present	Y N NA
Collector Signature Present	Y N NA
Bottles Intact	Y N NA
Correct Bottles	Y N NA
Sufficient Volume	Y N NA
Samples Received on Ice	Y N NA
VOA - Headspace Acceptable	Y N NA
USDA Regulated Soils	Y N NA
Samples in Holding Time	Y N NA
Residual Chlorine Present	Y N NA
Cl Strips:	
Sample pH Acceptable	Y N NA
pH Strips:	
Sulfide Present	Y N NA
Lead Acetate Strips:	

LAB USE ONLY:
Lab Sample # / Comments:

Customer Remarks / Special Conditions / Possible Hazards:

Type of Ice Used: Wet Blue Dry None

Packing Material Used: foam

Radchem sample(s) screened (<500 cpm): Y N NA

SHORT HOLDS PRESENT (<72 hours): Y N N/A

Lab Tracking #: 2632789

Samples received via: FEDEX UPS Client Courier Pace Courier

Lab Sample Temperature Info:
Temp Blank Received: Y N NA
Therm ID#: 92T0604
Cooler 1 Temp Upon Receipt: 3.4 oC
Cooler 1 Therm Corr. Factor: -0.1 oC
Cooler 1 Corrected Temp: [illegible] oC
Comments:

Relinquished by/Company: (Signature)	Date/Time:	Received by/Company: (Signature)	Date/Time:
	7.15.21 / 1730	James Hunt / Apex	7/16/21 / 1120
James Hunt / Apex	7/16/21 1300	Jakob Whitman Pace HVI	7-16-21 1300

MTJL LAB USE ONLY
Table #:
Acctnum:
Template:
Prelogin:
PM:
PB:

Trip Blank Received: Y N NA
HCL MeOH TSP Other

Non Conformance(s): YES / NO

Page: 1 of: 1

Pace Analytical Services, LLC
9800 Kincey Ave. Suite 100
Huntersville, NC 28078
(704)875-9092

July 22, 2021

Andrew Street
Apex Companies - NC
5900 Northwoods Business Pkwy
Suite 5900-0
Charlotte, NC 28269

RE: Project: CPC HUNTERSVILLE/ CPC21018
Pace Project No.: 92550088

Dear Andrew Street:

Enclosed are the analytical results for sample(s) received by the laboratory on July 16, 2021. The results relate only to the samples included in this report. Results reported herein conform to the applicable TNI/NELAC Standards and the laboratory's Quality Manual, where applicable, unless otherwise noted in the body of the report.

The test results provided in this final report were generated by each of the following laboratories within the Pace Network:

- Pace Analytical Services - Charlotte

If you have any questions concerning this report, please feel free to contact me.

Sincerely,

Angela M. Baioni

Angela Baioni
angela.baioni@pacelabs.com
(704)875-9092
Project Manager

Enclosures

cc: J Culbreath, Colonial Pipeline Company
Naomi Fretz, APEX Companies, LLC
Robert Hughes, Colonial Pipeline
Cameron Lee, Montrose-EPS
Jamie Moran, APEX Companies, LLC
Jeff Morrison, Colonial Pipeline Company
Tom Naumann, APEX Companies - NC
Joe Nicolette, Montrose-EPS
Christopher Schultz, Apex Companies
Matt Teixeira, Apex Companies, LLC
Michael Verdon, Colonial Pipeline Company
JM Wyatt, Colonial Pipeline Company

REPORT OF LABORATORY ANALYSIS

This report shall not be reproduced, except in full,
without the written consent of Pace Analytical Services, LLC.

Pace Analytical Services, LLC
9800 Kincey Ave. Suite 100
Huntersville, NC 28078
(704)875-9092

CERTIFICATIONS

Project: CPC HUNTERSVILLE/ CPC21018
Pace Project No.: 92550088

Pace Analytical Services Charlotte
9800 Kincey Ave. Ste 100, Huntersville, NC 28078
Louisiana/NELAP Certification # LA170028
North Carolina Drinking Water Certification #: 37706
North Carolina Field Services Certification #: 5342
North Carolina Wastewater Certification #: 12
South Carolina Certification #: 99006001
Florida/NELAP Certification #: E87627
Kentucky UST Certification #: 84
Virginia/VELAP Certification #: 460221

This report shall not be reproduced, except in full,
without the written consent of Pace Analytical Services, LLC.

Pace Analytical Services, LLC
9800 Kincey Ave. Suite 100
Huntersville, NC 28078
(704)875-9092

SAMPLE SUMMARY

Project: CPC HUNTERSVILLE/ CPC21018
Pace Project No.: 92550088

Lab ID	Sample ID	Matrix	Date Collected	Date Received
92550088001	**AF1B 0-2**	Solid	07/14/21 10:10	07/16/21 13:00
92550088002	**AF1B 24-26**	Solid	07/14/21 10:15	07/16/21 13:00
92550088003	**AF1A 0-2**	Solid	07/14/21 09:15	07/16/21 13:00
92550088004	**AF1A 22-24**	Solid	07/14/21 09:20	07/16/21 13:00
92550088005	**AF1C 0-2**	Solid	07/14/21 13:05	07/16/21 13:00
92550088006	**AF1C 24-26**	Solid	07/14/21 13:10	07/16/21 13:00
92550088007	**AF1D 0-2**	Solid	07/14/21 14:20	07/16/21 13:00
92550088008	**AF1D 24-26**	Solid	07/14/21 14:25	07/16/21 13:00
92550088009	**AAOO 0-2**	Solid	07/14/21 15:45	07/16/21 13:00
92550088010	**AAOO 4-6**	Solid	07/14/21 15:50	07/16/21 13:00
92550088011	**ABOO 0-2**	Solid	07/14/21 17:00	07/16/21 13:00

REPORT OF LABORATORY ANALYSIS

This report shall not be reproduced, except in full,
without the written consent of Pace Analytical Services, LLC.

Pace Analytical Services, LLC
9800 Kincey Ave. Suite 100
Huntersville, NC 28078
(704)875-9092

SAMPLE ANALYTE COUNT

Project: CPC HUNTERSVILLE/ CPC21018
Pace Project No.: 92550088

Lab ID	Sample ID	Method	Analysts	Analytes Reported	Laboratory
92550088001	**AF1B 0-2**	MADEP VPH	MAD	6	PASI-C
		EPA 8260D	SAS	70	PASI-C
		SW-846	KDF	1	PASI-C
92550088002	**AF1B 24-26**	MADEP VPH	MAD	6	PASI-C
		EPA 8260D	SAS	70	PASI-C
		SW-846	KDF	1	PASI-C
92550088003	**AF1A 0-2**	MADEP VPH	MAD	6	PASI-C
		EPA 8260D	SAS	70	PASI-C
		SW-846	KDF	1	PASI-C
92550088004	**AF1A 22-24**	MADEP VPH	MAD	6	PASI-C
		EPA 8260D	SAS	70	PASI-C
		SW-846	KDF	1	PASI-C
92550088005	**AF1C 0-2**	MADEP VPH	MAD	6	PASI-C
		EPA 8260D	SAS	70	PASI-C
		SW-846	KDF	1	PASI-C
92550088006	**AF1C 24-26**	MADEP VPH	MAD	6	PASI-C
		EPA 8260D	SAS	70	PASI-C
		SW-846	KDF	1	PASI-C
92550088007	**AF1D 0-2**	MADEP VPH	MAD	6	PASI-C
		EPA 8260D	SAS	70	PASI-C
		SW-846	KDF	1	PASI-C
92550088008	**AF1D 24-26**	MADEP VPH	MAD	6	PASI-C
		EPA 8260D	SAS	70	PASI-C
		SW-846	KDF	1	PASI-C
92550088009	**AAOO 0-2**	MADEP VPH	MAD	6	PASI-C
		EPA 8260D	SAS	70	PASI-C
		SW-846	KDF	1	PASI-C
92550088010	**AAOO 4-6**	MADEP VPH	MAD	6	PASI-C
		EPA 8260D	SAS	70	PASI-C
		SW-846	KDF	1	PASI-C
92550088011	**ABOO 0-2**	MADEP VPH	MAD	6	PASI-C
		EPA 8260D	SAS	70	PASI-C
		SW-846	KDF	1	PASI-C

PASI-C = Pace Analytical Services - Charlotte

This report shall not be reproduced, except in full,
without the written consent of Pace Analytical Services, LLC.

Pace Analytical Services, LLC
9800 Kincey Ave. Suite 100
Huntersville, NC 28078
(704)875-9092

ANALYTICAL RESULTS

Project: CPC HUNTERSVILLE/ CPC21018
Pace Project No.: 92550088

Sample: AF1B 0-2 **Lab ID: 92550088001** Collected: 07/14/21 10:10 Received: 07/16/21 13:00 Matrix: Solid

Results reported on a "dry weight" basis and are adjusted for percent moisture, sample size and any dilutions.

Parameters	Results	Units	Report Limit	MDL	DF	Prepared	Analyzed	CAS No.	Qual
VPH NC Soil	Analytical Method: MADEP VPH Preparation Method: MADEP VPH Pace Analytical Services - Charlotte								
Total VPH (C5-C12)	ND	mg/kg	3.1	3.1	1	07/20/21 15:08	07/20/21 20:08		N2
Aliphatic (C05-C08)	ND	mg/kg	3.1	3.1	1	07/20/21 15:08	07/20/21 20:08		N2
Aliphatic(C09-C12) Adjusted	ND	mg/kg	3.1	3.1	1	07/20/21 15:08	07/20/21 20:08		N2
Aromatic (C09-C10)	ND	mg/kg	3.1	3.1	1	07/20/21 15:08	07/20/21 20:08		N2
Surrogates									
4-Bromofluorobenzene (FID) (S)	96	%	70-130		1	07/20/21 15:08	07/20/21 20:08	460-00-4	
4-Bromofluorobenzene (PID) (S)	89	%	70-130		1	07/20/21 15:08	07/20/21 20:08	460-00-4	
8260D/5035A/5030B Volatiles	Analytical Method: EPA 8260D Preparation Method: EPA 5035A/5030B Pace Analytical Services - Charlotte								
Acetone	ND	ug/kg	128	41.1	1	07/20/21 10:24	07/20/21 17:24	67-64-1	
Benzene	ND	ug/kg	6.4	2.5	1	07/20/21 10:24	07/20/21 17:24	71-43-2	
Bromobenzene	ND	ug/kg	6.4	2.1	1	07/20/21 10:24	07/20/21 17:24	108-86-1	
Bromochloromethane	ND	ug/kg	6.4	1.9	1	07/20/21 10:24	07/20/21 17:24	74-97-5	
Bromodichloromethane	ND	ug/kg	6.4	2.5	1	07/20/21 10:24	07/20/21 17:24	75-27-4	
Bromoform	ND	ug/kg	6.4	2.3	1	07/20/21 10:24	07/20/21 17:24	75-25-2	
Bromomethane	ND	ug/kg	12.8	10.1	1	07/20/21 10:24	07/20/21 17:24	74-83-9	IK
2-Butanone (MEK)	ND	ug/kg	128	30.7	1	07/20/21 10:24	07/20/21 17:24	78-93-3	
n-Butylbenzene	ND	ug/kg	6.4	3.0	1	07/20/21 10:24	07/20/21 17:24	104-51-8	
sec-Butylbenzene	ND	ug/kg	6.4	2.8	1	07/20/21 10:24	07/20/21 17:24	135-98-8	
tert-Butylbenzene	ND	ug/kg	6.4	2.3	1	07/20/21 10:24	07/20/21 17:24	98-06-6	
Carbon tetrachloride	ND	ug/kg	6.4	2.4	1	07/20/21 10:24	07/20/21 17:24	56-23-5	
Chlorobenzene	ND	ug/kg	6.4	1.2	1	07/20/21 10:24	07/20/21 17:24	108-90-7	
Chloroethane	ND	ug/kg	12.8	4.9	1	07/20/21 10:24	07/20/21 17:24	75-00-3	
Chloroform	ND	ug/kg	6.4	3.9	1	07/20/21 10:24	07/20/21 17:24	67-66-3	
Chloromethane	ND	ug/kg	12.8	5.4	1	07/20/21 10:24	07/20/21 17:24	74-87-3	
2-Chlorotoluene	ND	ug/kg	6.4	2.3	1	07/20/21 10:24	07/20/21 17:24	95-49-8	
4-Chlorotoluene	ND	ug/kg	6.4	1.1	1	07/20/21 10:24	07/20/21 17:24	106-43-4	
1,2-Dibromo-3-chloropropane	ND	ug/kg	6.4	2.5	1	07/20/21 10:24	07/20/21 17:24	96-12-8	
Dibromochloromethane	ND	ug/kg	6.4	3.6	1	07/20/21 10:24	07/20/21 17:24	124-48-1	
1,2-Dibromoethane (EDB)	ND	ug/kg	6.4	2.8	1	07/20/21 10:24	07/20/21 17:24	106-93-4	
Dibromomethane	ND	ug/kg	6.4	1.4	1	07/20/21 10:24	07/20/21 17:24	74-95-3	
1,2-Dichlorobenzene	ND	ug/kg	6.4	2.3	1	07/20/21 10:24	07/20/21 17:24	95-50-1	
1,3-Dichlorobenzene	ND	ug/kg	6.4	2.0	1	07/20/21 10:24	07/20/21 17:24	541-73-1	
1,4-Dichlorobenzene	ND	ug/kg	6.4	1.7	1	07/20/21 10:24	07/20/21 17:24	106-46-7	
Dichlorodifluoromethane	ND	ug/kg	12.8	2.8	1	07/20/21 10:24	07/20/21 17:24	75-71-8	
1,1-Dichloroethane	ND	ug/kg	6.4	2.6	1	07/20/21 10:24	07/20/21 17:24	75-34-3	
1,2-Dichloroethane	ND	ug/kg	6.4	4.2	1	07/20/21 10:24	07/20/21 17:24	107-06-2	v2
1,1-Dichloroethene	ND	ug/kg	6.4	2.6	1	07/20/21 10:24	07/20/21 17:24	75-35-4	
cis-1,2-Dichloroethene	ND	ug/kg	6.4	2.2	1	07/20/21 10:24	07/20/21 17:24	156-59-2	
trans-1,2-Dichloroethene	ND	ug/kg	6.4	2.2	1	07/20/21 10:24	07/20/21 17:24	156-60-5	
1,2-Dichloropropane	ND	ug/kg	6.4	1.9	1	07/20/21 10:24	07/20/21 17:24	78-87-5	
1,3-Dichloropropane	ND	ug/kg	6.4	2.0	1	07/20/21 10:24	07/20/21 17:24	142-28-9	
2,2-Dichloropropane	ND	ug/kg	6.4	2.1	1	07/20/21 10:24	07/20/21 17:24	594-20-7	

REPORT OF LABORATORY ANALYSIS

This report shall not be reproduced, except in full,
without the written consent of Pace Analytical Services, LLC.

Pace Analytical Services, LLC
9800 Kincey Ave. Suite 100
Huntersville, NC 28078
(704)875-9092

ANALYTICAL RESULTS

Project: CPC HUNTERSVILLE/ CPC21018
Pace Project No.: 92550088

Sample: AF1B 0-2 **Lab ID: 92550088001** Collected: 07/14/21 10:10 Received: 07/16/21 13:00 Matrix: Solid

Results reported on a "dry weight" basis and are adjusted for percent moisture, sample size and any dilutions.

Parameters	Results	Units	Report Limit	MDL	DF	Prepared	Analyzed	CAS No.	Qual
8260D/5035A/5030B Volatiles	Analytical Method: EPA 8260D Preparation Method: EPA 5035A/5030B Pace Analytical Services - Charlotte								
1,1-Dichloropropene	ND	ug/kg	6.4	3.1	1	07/20/21 10:24	07/20/21 17:24	563-58-6	
cis-1,3-Dichloropropene	ND	ug/kg	6.4	1.7	1	07/20/21 10:24	07/20/21 17:24	10061-01-5	
trans-1,3-Dichloropropene	ND	ug/kg	6.4	2.2	1	07/20/21 10:24	07/20/21 17:24	10061-02-6	
Diisopropyl ether	ND	ug/kg	6.4	1.7	1	07/20/21 10:24	07/20/21 17:24	108-20-3	v2
Ethylbenzene	ND	ug/kg	6.4	3.0	1	07/20/21 10:24	07/20/21 17:24	100-41-4	
Hexachloro-1,3-butadiene	ND	ug/kg	12.8	10.5	1	07/20/21 10:24	07/20/21 17:24	87-68-3	
2-Hexanone	ND	ug/kg	64.0	6.2	1	07/20/21 10:24	07/20/21 17:24	591-78-6	
Isopropylbenzene (Cumene)	ND	ug/kg	6.4	2.2	1	07/20/21 10:24	07/20/21 17:24	98-82-8	
p-Isopropyltoluene	ND	ug/kg	6.4	3.1	1	07/20/21 10:24	07/20/21 17:24	99-87-6	
Methylene Chloride	ND	ug/kg	25.6	17.5	1	07/20/21 10:24	07/20/21 17:24	75-09-2	
4-Methyl-2-pentanone (MIBK)	ND	ug/kg	64.0	6.2	1	07/20/21 10:24	07/20/21 17:24	108-10-1	
Methyl-tert-butyl ether	ND	ug/kg	6.4	2.4	1	07/20/21 10:24	07/20/21 17:24	1634-04-4	
Naphthalene	ND	ug/kg	6.4	3.4	1	07/20/21 10:24	07/20/21 17:24	91-20-3	
n-Propylbenzene	ND	ug/kg	6.4	2.3	1	07/20/21 10:24	07/20/21 17:24	103-65-1	
Styrene	ND	ug/kg	6.4	1.7	1	07/20/21 10:24	07/20/21 17:24	100-42-5	
1,1,1,2-Tetrachloroethane	ND	ug/kg	6.4	2.5	1	07/20/21 10:24	07/20/21 17:24	630-20-6	
1,1,2,2-Tetrachloroethane	ND	ug/kg	6.4	1.7	1	07/20/21 10:24	07/20/21 17:24	79-34-5	
Tetrachloroethene	ND	ug/kg	6.4	2.0	1	07/20/21 10:24	07/20/21 17:24	127-18-4	
Toluene	**3.5J**	ug/kg	6.4	1.8	1	07/20/21 10:24	07/20/21 17:24	108-88-3	
1,2,3-Trichlorobenzene	ND	ug/kg	6.4	5.2	1	07/20/21 10:24	07/20/21 17:24	87-61-6	
1,2,4-Trichlorobenzene	ND	ug/kg	6.4	5.4	1	07/20/21 10:24	07/20/21 17:24	120-82-1	
1,1,1-Trichloroethane	ND	ug/kg	6.4	3.3	1	07/20/21 10:24	07/20/21 17:24	71-55-6	v2
1,1,2-Trichloroethane	ND	ug/kg	6.4	2.1	1	07/20/21 10:24	07/20/21 17:24	79-00-5	
Trichloroethene	ND	ug/kg	6.4	1.7	1	07/20/21 10:24	07/20/21 17:24	79-01-6	
Trichlorofluoromethane	ND	ug/kg	6.4	3.5	1	07/20/21 10:24	07/20/21 17:24	75-69-4	
1,2,3-Trichloropropane	ND	ug/kg	6.4	3.2	1	07/20/21 10:24	07/20/21 17:24	96-18-4	
1,2,4-Trimethylbenzene	ND	ug/kg	6.4	1.8	1	07/20/21 10:24	07/20/21 17:24	95-63-6	
1,3,5-Trimethylbenzene	ND	ug/kg	6.4	2.1	1	07/20/21 10:24	07/20/21 17:24	108-67-8	
Vinyl acetate	ND	ug/kg	64.0	4.7	1	07/20/21 10:24	07/20/21 17:24	108-05-4	
Vinyl chloride	ND	ug/kg	12.8	3.2	1	07/20/21 10:24	07/20/21 17:24	75-01-4	
Xylene (Total)	ND	ug/kg	12.8	3.6	1	07/20/21 10:24	07/20/21 17:24	1330-20-7	
m&p-Xylene	ND	ug/kg	12.8	4.4	1	07/20/21 10:24	07/20/21 17:24	179601-23-1	
o-Xylene	ND	ug/kg	6.4	2.8	1	07/20/21 10:24	07/20/21 17:24	95-47-6	
Surrogates									
Toluene-d8 (S)	99	%	70-130		1	07/20/21 10:24	07/20/21 17:24	2037-26-5	
4-Bromofluorobenzene (S)	96	%	69-134		1	07/20/21 10:24	07/20/21 17:24	460-00-4	
1,2-Dichloroethane-d4 (S)	102	%	70-130		1	07/20/21 10:24	07/20/21 17:24	17060-07-0	
Percent Moisture	Analytical Method: SW-846 Pace Analytical Services - Charlotte								
Percent Moisture	**17.9**	%	0.10	0.10	1		07/16/21 16:24		N2

REPORT OF LABORATORY ANALYSIS

This report shall not be reproduced, except in full,
without the written consent of Pace Analytical Services, LLC.

Pace Analytical Services, LLC
9800 Kincey Ave. Suite 100
Huntersville, NC 28078
(704)875-9092

ANALYTICAL RESULTS

Project: CPC HUNTERSVILLE/ CPC21018
Pace Project No.: 92550088

Sample: AF1B 24-26 **Lab ID: 92550088002** Collected: 07/14/21 10:15 Received: 07/16/21 13:00 Matrix: Solid

Results reported on a "dry weight" basis and are adjusted for percent moisture, sample size and any dilutions.

Parameters	Results	Units	Report Limit	MDL	DF	Prepared	Analyzed	CAS No.	Qual
VPH NC Soil	Analytical Method: MADEP VPH Preparation Method: MADEP VPH Pace Analytical Services - Charlotte								
Total VPH (C5-C12)	**7350**	mg/kg	129	129	40	07/21/21 13:12	07/22/21 02:34		N2
Aliphatic (C05-C08)	**3310**	mg/kg	129	129	40	07/21/21 13:12	07/22/21 02:34		N2
Aliphatic(C09-C12) Adjusted	**2880**	mg/kg	129	129	40	07/21/21 13:12	07/22/21 02:34		N2
Aromatic (C09-C10)	**1160**	mg/kg	129	129	40	07/21/21 13:12	07/22/21 02:34		N2
Surrogates									
4-Bromofluorobenzene (FID) (S)	101	%	70-130		40	07/21/21 13:12	07/22/21 02:34	460-00-4	
4-Bromofluorobenzene (PID) (S)	85	%	70-130		40	07/21/21 13:12	07/22/21 02:34	460-00-4	
8260D/5035A/5030B Volatiles	Analytical Method: EPA 8260D Preparation Method: EPA 5035A/5030B Pace Analytical Services - Charlotte								
Acetone	ND	ug/kg	6200	1990	50	07/21/21 11:09	07/21/21 22:52	67-64-1	
Benzene	**617**	ug/kg	310	123	50	07/21/21 11:09	07/21/21 22:52	71-43-2	
Bromobenzene	ND	ug/kg	310	101	50	07/21/21 11:09	07/21/21 22:52	108-86-1	
Bromochloromethane	ND	ug/kg	310	91.7	50	07/21/21 11:09	07/21/21 22:52	74-97-5	
Bromodichloromethane	ND	ug/kg	310	120	50	07/21/21 11:09	07/21/21 22:52	75-27-4	
Bromoform	ND	ug/kg	310	109	50	07/21/21 11:09	07/21/21 22:52	75-25-2	
Bromomethane	ND	ug/kg	620	490	50	07/21/21 11:09	07/21/21 22:52	74-83-9	IH
2-Butanone (MEK)	**2560J**	ug/kg	6200	1490	50	07/21/21 11:09	07/21/21 22:52	78-93-3	
n-Butylbenzene	**8750**	ug/kg	310	146	50	07/21/21 11:09	07/21/21 22:52	104-51-8	
sec-Butylbenzene	ND	ug/kg	310	136	50	07/21/21 11:09	07/21/21 22:52	135-98-8	
tert-Butylbenzene	ND	ug/kg	310	110	50	07/21/21 11:09	07/21/21 22:52	98-06-6	
Carbon tetrachloride	ND	ug/kg	310	116	50	07/21/21 11:09	07/21/21 22:52	56-23-5	
Chlorobenzene	ND	ug/kg	310	59.5	50	07/21/21 11:09	07/21/21 22:52	108-90-7	
Chloroethane	ND	ug/kg	620	239	50	07/21/21 11:09	07/21/21 22:52	75-00-3	IK
Chloroform	ND	ug/kg	310	188	50	07/21/21 11:09	07/21/21 22:52	67-66-3	
Chloromethane	ND	ug/kg	620	260	50	07/21/21 11:09	07/21/21 22:52	74-87-3	
2-Chlorotoluene	ND	ug/kg	310	110	50	07/21/21 11:09	07/21/21 22:52	95-49-8	
4-Chlorotoluene	ND	ug/kg	310	54.9	50	07/21/21 11:09	07/21/21 22:52	106-43-4	
1,2-Dibromo-3-chloropropane	ND	ug/kg	310	120	50	07/21/21 11:09	07/21/21 22:52	96-12-8	
Dibromochloromethane	ND	ug/kg	310	174	50	07/21/21 11:09	07/21/21 22:52	124-48-1	
1,2-Dibromoethane (EDB)	ND	ug/kg	310	136	50	07/21/21 11:09	07/21/21 22:52	106-93-4	
Dibromomethane	ND	ug/kg	310	66.3	50	07/21/21 11:09	07/21/21 22:52	74-95-3	
1,2-Dichlorobenzene	ND	ug/kg	310	112	50	07/21/21 11:09	07/21/21 22:52	95-50-1	
1,3-Dichlorobenzene	ND	ug/kg	310	96.1	50	07/21/21 11:09	07/21/21 22:52	541-73-1	
1,4-Dichlorobenzene	ND	ug/kg	310	80.6	50	07/21/21 11:09	07/21/21 22:52	106-46-7	
Dichlorodifluoromethane	ND	ug/kg	620	135	50	07/21/21 11:09	07/21/21 22:52	75-71-8	
1,1-Dichloroethane	ND	ug/kg	310	128	50	07/21/21 11:09	07/21/21 22:52	75-34-3	
1,2-Dichloroethane	ND	ug/kg	310	205	50	07/21/21 11:09	07/21/21 22:52	107-06-2	
1,1-Dichloroethene	ND	ug/kg	310	128	50	07/21/21 11:09	07/21/21 22:52	75-35-4	
cis-1,2-Dichloroethene	ND	ug/kg	310	106	50	07/21/21 11:09	07/21/21 22:52	156-59-2	
trans-1,2-Dichloroethene	ND	ug/kg	310	108	50	07/21/21 11:09	07/21/21 22:52	156-60-5	
1,2-Dichloropropane	ND	ug/kg	310	93.0	50	07/21/21 11:09	07/21/21 22:52	78-87-5	
1,3-Dichloropropane	ND	ug/kg	310	96.7	50	07/21/21 11:09	07/21/21 22:52	142-28-9	
2,2-Dichloropropane	ND	ug/kg	310	101	50	07/21/21 11:09	07/21/21 22:52	594-20-7	v2

REPORT OF LABORATORY ANALYSIS

This report shall not be reproduced, except in full,
without the written consent of Pace Analytical Services, LLC.

Pace Analytical Services, LLC
9800 Kincey Ave. Suite 100
Huntersville, NC 28078
(704)875-9092

ANALYTICAL RESULTS

Project: CPC HUNTERSVILLE/ CPC21018
Pace Project No.: 92550088

Sample: AF1B 24-26 **Lab ID: 92550088002** Collected: 07/14/21 10:15 Received: 07/16/21 13:00 Matrix: Solid

Results reported on a "dry weight" basis and are adjusted for percent moisture, sample size and any dilutions.

Parameters	Results	Units	Report Limit	MDL	DF	Prepared	Analyzed	CAS No.	Qual
8260D/5035A/5030B Volatiles	Analytical Method: EPA 8260D Preparation Method: EPA 5035A/5030B Pace Analytical Services - Charlotte								
1,1-Dichloropropene	ND	ug/kg	310	149	50	07/21/21 11:09	07/21/21 22:52	563-58-6	v2
cis-1,3-Dichloropropene	ND	ug/kg	310	84.3	50	07/21/21 11:09	07/21/21 22:52	10061-01-5	
trans-1,3-Dichloropropene	ND	ug/kg	310	107	50	07/21/21 11:09	07/21/21 22:52	10061-02-6	
Diisopropyl ether	ND	ug/kg	310	83.7	50	07/21/21 11:09	07/21/21 22:52	108-20-3	v2
Ethylbenzene	**124000**	ug/kg	310	144	50	07/21/21 11:09	07/21/21 22:52	100-41-4	
Hexachloro-1,3-butadiene	ND	ug/kg	620	507	50	07/21/21 11:09	07/21/21 22:52	87-68-3	
2-Hexanone	ND	ug/kg	3100	299	50	07/21/21 11:09	07/21/21 22:52	591-78-6	
Isopropylbenzene (Cumene)	**11400**	ug/kg	310	105	50	07/21/21 11:09	07/21/21 22:52	98-82-8	
p-Isopropyltoluene	**9630**	ug/kg	310	152	50	07/21/21 11:09	07/21/21 22:52	99-87-6	
Methylene Chloride	ND	ug/kg	1240	849	50	07/21/21 11:09	07/21/21 22:52	75-09-2	IH
4-Methyl-2-pentanone (MIBK)	**9710**	ug/kg	3100	299	50	07/21/21 11:09	07/21/21 22:52	108-10-1	
Methyl-tert-butyl ether	ND	ug/kg	310	116	50	07/21/21 11:09	07/21/21 22:52	1634-04-4	v2
Naphthalene	**23000**	ug/kg	310	163	50	07/21/21 11:09	07/21/21 22:52	91-20-3	
n-Propylbenzene	**38300**	ug/kg	310	110	50	07/21/21 11:09	07/21/21 22:52	103-65-1	
Styrene	**5830**	ug/kg	310	81.8	50	07/21/21 11:09	07/21/21 22:52	100-42-5	
1,1,1,2-Tetrachloroethane	ND	ug/kg	310	119	50	07/21/21 11:09	07/21/21 22:52	630-20-6	
1,1,2,2-Tetrachloroethane	ND	ug/kg	310	81.8	50	07/21/21 11:09	07/21/21 22:52	79-34-5	
Tetrachloroethene	ND	ug/kg	310	97.9	50	07/21/21 11:09	07/21/21 22:52	127-18-4	
Toluene	**191000**	ug/kg	310	88.0	50	07/21/21 11:09	07/21/21 22:52	108-88-3	
1,2,3-Trichlorobenzene	ND	ug/kg	310	250	50	07/21/21 11:09	07/21/21 22:52	87-61-6	
1,2,4-Trichlorobenzene	ND	ug/kg	310	260	50	07/21/21 11:09	07/21/21 22:52	120-82-1	
1,1,1-Trichloroethane	ND	ug/kg	310	161	50	07/21/21 11:09	07/21/21 22:52	71-55-6	
1,1,2-Trichloroethane	ND	ug/kg	310	103	50	07/21/21 11:09	07/21/21 22:52	79-00-5	
Trichloroethene	ND	ug/kg	310	80.0	50	07/21/21 11:09	07/21/21 22:52	79-01-6	
Trichlorofluoromethane	ND	ug/kg	310	170	50	07/21/21 11:09	07/21/21 22:52	75-69-4	
1,2,3-Trichloropropane	ND	ug/kg	310	157	50	07/21/21 11:09	07/21/21 22:52	96-18-4	
1,2,4-Trimethylbenzene	**199000**	ug/kg	310	84.9	50	07/21/21 11:09	07/21/21 22:52	95-63-6	
1,3,5-Trimethylbenzene	**59500**	ug/kg	310	104	50	07/21/21 11:09	07/21/21 22:52	108-67-8	
Vinyl acetate	ND	ug/kg	3100	226	50	07/21/21 11:09	07/21/21 22:52	108-05-4	v2
Vinyl chloride	ND	ug/kg	620	157	50	07/21/21 11:09	07/21/21 22:52	75-01-4	
Xylene (Total)	**730000**	ug/kg	620	177	50	07/21/21 11:09	07/21/21 22:52	1330-20-7	
m&p-Xylene	**516000**	ug/kg	620	212	50	07/21/21 11:09	07/21/21 22:52	179601-23-1	
o-Xylene	**214000**	ug/kg	310	137	50	07/21/21 11:09	07/21/21 22:52	95-47-6	
Surrogates									
Toluene-d8 (S)	101	%	70-130		50	07/21/21 11:09	07/21/21 22:52	2037-26-5	
4-Bromofluorobenzene (S)	104	%	69-134		50	07/21/21 11:09	07/21/21 22:52	460-00-4	
1,2-Dichloroethane-d4 (S)	98	%	70-130		50	07/21/21 11:09	07/21/21 22:52	17060-07-0	
Percent Moisture	Analytical Method: SW-846 Pace Analytical Services - Charlotte								
Percent Moisture	**14.7**	%	0.10	0.10	1		07/16/21 16:24		N2

REPORT OF LABORATORY ANALYSIS

This report shall not be reproduced, except in full,
without the written consent of Pace Analytical Services, LLC.

Pace Analytical Services, LLC
9800 Kincey Ave. Suite 100
Huntersville, NC 28078
(704)875-9092

ANALYTICAL RESULTS

Project: CPC HUNTERSVILLE/ CPC21018
Pace Project No.: 92550088

Sample: AF1A 0-2 **Lab ID: 92550088003** Collected: 07/14/21 09:15 Received: 07/16/21 13:00 Matrix: Solid

Results reported on a "dry weight" basis and are adjusted for percent moisture, sample size and any dilutions.

Parameters	Results	Units	Report Limit	MDL	DF	Prepared	Analyzed	CAS No.	Qual
VPH NC Soil	Analytical Method: MADEP VPH Preparation Method: MADEP VPH Pace Analytical Services - Charlotte								
Total VPH (C5-C12)	**4.1**	mg/kg	3.3	3.3	1	07/20/21 15:08	07/20/21 20:36		N2
Aliphatic (C05-C08)	ND	mg/kg	3.3	3.3	1	07/20/21 15:08	07/20/21 20:36		N2
Aliphatic(C09-C12) Adjusted	ND	mg/kg	3.3	3.3	1	07/20/21 15:08	07/20/21 20:36		N2
Aromatic (C09-C10)	ND	mg/kg	3.3	3.3	1	07/20/21 15:08	07/20/21 20:36		N2
Surrogates									
4-Bromofluorobenzene (FID) (S)	95	%	70-130		1	07/20/21 15:08	07/20/21 20:36	460-00-4	
4-Bromofluorobenzene (PID) (S)	88	%	70-130		1	07/20/21 15:08	07/20/21 20:36	460-00-4	
8260D/5035A/5030B Volatiles	Analytical Method: EPA 8260D Preparation Method: EPA 5035A/5030B Pace Analytical Services - Charlotte								
Acetone	ND	ug/kg	128	41.1	1	07/20/21 10:24	07/20/21 17:42	67-64-1	
Benzene	ND	ug/kg	6.4	2.6	1	07/20/21 10:24	07/20/21 17:42	71-43-2	
Bromobenzene	ND	ug/kg	6.4	2.1	1	07/20/21 10:24	07/20/21 17:42	108-86-1	
Bromochloromethane	ND	ug/kg	6.4	1.9	1	07/20/21 10:24	07/20/21 17:42	74-97-5	
Bromodichloromethane	ND	ug/kg	6.4	2.5	1	07/20/21 10:24	07/20/21 17:42	75-27-4	
Bromoform	ND	ug/kg	6.4	2.3	1	07/20/21 10:24	07/20/21 17:42	75-25-2	
Bromomethane	ND	ug/kg	12.8	10.1	1	07/20/21 10:24	07/20/21 17:42	74-83-9	IK
2-Butanone (MEK)	ND	ug/kg	128	30.8	1	07/20/21 10:24	07/20/21 17:42	78-93-3	
n-Butylbenzene	ND	ug/kg	6.4	3.0	1	07/20/21 10:24	07/20/21 17:42	104-51-8	
sec-Butylbenzene	ND	ug/kg	6.4	2.8	1	07/20/21 10:24	07/20/21 17:42	135-98-8	
tert-Butylbenzene	ND	ug/kg	6.4	2.3	1	07/20/21 10:24	07/20/21 17:42	98-06-6	
Carbon tetrachloride	ND	ug/kg	6.4	2.4	1	07/20/21 10:24	07/20/21 17:42	56-23-5	
Chlorobenzene	ND	ug/kg	6.4	1.2	1	07/20/21 10:24	07/20/21 17:42	108-90-7	
Chloroethane	ND	ug/kg	12.8	4.9	1	07/20/21 10:24	07/20/21 17:42	75-00-3	
Chloroform	ND	ug/kg	6.4	3.9	1	07/20/21 10:24	07/20/21 17:42	67-66-3	
Chloromethane	ND	ug/kg	12.8	5.4	1	07/20/21 10:24	07/20/21 17:42	74-87-3	
2-Chlorotoluene	ND	ug/kg	6.4	2.3	1	07/20/21 10:24	07/20/21 17:42	95-49-8	
4-Chlorotoluene	ND	ug/kg	6.4	1.1	1	07/20/21 10:24	07/20/21 17:42	106-43-4	
1,2-Dibromo-3-chloropropane	ND	ug/kg	6.4	2.5	1	07/20/21 10:24	07/20/21 17:42	96-12-8	
Dibromochloromethane	ND	ug/kg	6.4	3.6	1	07/20/21 10:24	07/20/21 17:42	124-48-1	
1,2-Dibromoethane (EDB)	ND	ug/kg	6.4	2.8	1	07/20/21 10:24	07/20/21 17:42	106-93-4	
Dibromomethane	ND	ug/kg	6.4	1.4	1	07/20/21 10:24	07/20/21 17:42	74-95-3	
1,2-Dichlorobenzene	ND	ug/kg	6.4	2.3	1	07/20/21 10:24	07/20/21 17:42	95-50-1	
1,3-Dichlorobenzene	ND	ug/kg	6.4	2.0	1	07/20/21 10:24	07/20/21 17:42	541-73-1	
1,4-Dichlorobenzene	ND	ug/kg	6.4	1.7	1	07/20/21 10:24	07/20/21 17:42	106-46-7	
Dichlorodifluoromethane	ND	ug/kg	12.8	2.8	1	07/20/21 10:24	07/20/21 17:42	75-71-8	
1,1-Dichloroethane	ND	ug/kg	6.4	2.6	1	07/20/21 10:24	07/20/21 17:42	75-34-3	
1,2-Dichloroethane	ND	ug/kg	6.4	4.2	1	07/20/21 10:24	07/20/21 17:42	107-06-2	v2
1,1-Dichloroethene	ND	ug/kg	6.4	2.6	1	07/20/21 10:24	07/20/21 17:42	75-35-4	
cis-1,2-Dichloroethene	ND	ug/kg	6.4	2.2	1	07/20/21 10:24	07/20/21 17:42	156-59-2	
trans-1,2-Dichloroethene	ND	ug/kg	6.4	2.2	1	07/20/21 10:24	07/20/21 17:42	156-60-5	
1,2-Dichloropropane	ND	ug/kg	6.4	1.9	1	07/20/21 10:24	07/20/21 17:42	78-87-5	
1,3-Dichloropropane	ND	ug/kg	6.4	2.0	1	07/20/21 10:24	07/20/21 17:42	142-28-9	
2,2-Dichloropropane	ND	ug/kg	6.4	2.1	1	07/20/21 10:24	07/20/21 17:42	594-20-7	

REPORT OF LABORATORY ANALYSIS

This report shall not be reproduced, except in full,
without the written consent of Pace Analytical Services, LLC.

Pace Analytical Services, LLC
9800 Kincey Ave. Suite 100
Huntersville, NC 28078
(704)875-9092

ANALYTICAL RESULTS

Project: CPC HUNTERSVILLE/ CPC21018
Pace Project No.: 92550088

Sample: AF1A 0-2 **Lab ID: 92550088003** Collected: 07/14/21 09:15 Received: 07/16/21 13:00 Matrix: Solid

Results reported on a "dry weight" basis and are adjusted for percent moisture, sample size and any dilutions.

Parameters	Results	Units	Report Limit	MDL	DF	Prepared	Analyzed	CAS No.	Qual
8260D/5035A/5030B Volatiles	Analytical Method: EPA 8260D Preparation Method: EPA 5035A/5030B Pace Analytical Services - Charlotte								
1,1-Dichloropropene	ND	ug/kg	6.4	3.1	1	07/20/21 10:24	07/20/21 17:42	563-58-6	
cis-1,3-Dichloropropene	ND	ug/kg	6.4	1.7	1	07/20/21 10:24	07/20/21 17:42	10061-01-5	
trans-1,3-Dichloropropene	ND	ug/kg	6.4	2.2	1	07/20/21 10:24	07/20/21 17:42	10061-02-6	
Diisopropyl ether	ND	ug/kg	6.4	1.7	1	07/20/21 10:24	07/20/21 17:42	108-20-3	v2
Ethylbenzene	ND	ug/kg	6.4	3.0	1	07/20/21 10:24	07/20/21 17:42	100-41-4	
Hexachloro-1,3-butadiene	ND	ug/kg	12.8	10.5	1	07/20/21 10:24	07/20/21 17:42	87-68-3	
2-Hexanone	ND	ug/kg	64.1	6.2	1	07/20/21 10:24	07/20/21 17:42	591-78-6	
Isopropylbenzene (Cumene)	ND	ug/kg	6.4	2.2	1	07/20/21 10:24	07/20/21 17:42	98-82-8	
p-Isopropyltoluene	ND	ug/kg	6.4	3.2	1	07/20/21 10:24	07/20/21 17:42	99-87-6	
Methylene Chloride	ND	ug/kg	25.6	17.6	1	07/20/21 10:24	07/20/21 17:42	75-09-2	
4-Methyl-2-pentanone (MIBK)	ND	ug/kg	64.1	6.2	1	07/20/21 10:24	07/20/21 17:42	108-10-1	
Methyl-tert-butyl ether	ND	ug/kg	6.4	2.4	1	07/20/21 10:24	07/20/21 17:42	1634-04-4	
Naphthalene	ND	ug/kg	6.4	3.4	1	07/20/21 10:24	07/20/21 17:42	91-20-3	
n-Propylbenzene	ND	ug/kg	6.4	2.3	1	07/20/21 10:24	07/20/21 17:42	103-65-1	
Styrene	ND	ug/kg	6.4	1.7	1	07/20/21 10:24	07/20/21 17:42	100-42-5	
1,1,1,2-Tetrachloroethane	ND	ug/kg	6.4	2.5	1	07/20/21 10:24	07/20/21 17:42	630-20-6	
1,1,2,2-Tetrachloroethane	ND	ug/kg	6.4	1.7	1	07/20/21 10:24	07/20/21 17:42	79-34-5	
Tetrachloroethene	ND	ug/kg	6.4	2.0	1	07/20/21 10:24	07/20/21 17:42	127-18-4	
Toluene	**7.6**	ug/kg	6.4	1.8	1	07/20/21 10:24	07/20/21 17:42	108-88-3	
1,2,3-Trichlorobenzene	ND	ug/kg	6.4	5.2	1	07/20/21 10:24	07/20/21 17:42	87-61-6	
1,2,4-Trichlorobenzene	ND	ug/kg	6.4	5.4	1	07/20/21 10:24	07/20/21 17:42	120-82-1	
1,1,1-Trichloroethane	ND	ug/kg	6.4	3.3	1	07/20/21 10:24	07/20/21 17:42	71-55-6	v2
1,1,2-Trichloroethane	ND	ug/kg	6.4	2.1	1	07/20/21 10:24	07/20/21 17:42	79-00-5	
Trichloroethene	ND	ug/kg	6.4	1.7	1	07/20/21 10:24	07/20/21 17:42	79-01-6	
Trichlorofluoromethane	ND	ug/kg	6.4	3.5	1	07/20/21 10:24	07/20/21 17:42	75-69-4	
1,2,3-Trichloropropane	ND	ug/kg	6.4	3.2	1	07/20/21 10:24	07/20/21 17:42	96-18-4	
1,2,4-Trimethylbenzene	**3.7J**	ug/kg	6.4	1.8	1	07/20/21 10:24	07/20/21 17:42	95-63-6	
1,3,5-Trimethylbenzene	ND	ug/kg	6.4	2.2	1	07/20/21 10:24	07/20/21 17:42	108-67-8	
Vinyl acetate	ND	ug/kg	64.1	4.7	1	07/20/21 10:24	07/20/21 17:42	108-05-4	
Vinyl chloride	ND	ug/kg	12.8	3.3	1	07/20/21 10:24	07/20/21 17:42	75-01-4	
Xylene (Total)	**11.0J**	ug/kg	12.8	3.7	1	07/20/21 10:24	07/20/21 17:42	1330-20-7	
m&p-Xylene	**11.0J**	ug/kg	12.8	4.4	1	07/20/21 10:24	07/20/21 17:42	179601-23-1	
o-Xylene	ND	ug/kg	6.4	2.8	1	07/20/21 10:24	07/20/21 17:42	95-47-6	
Surrogates									
Toluene-d8 (S)	98	%	70-130		1	07/20/21 10:24	07/20/21 17:42	2037-26-5	
4-Bromofluorobenzene (S)	94	%	69-134		1	07/20/21 10:24	07/20/21 17:42	460-00-4	
1,2-Dichloroethane-d4 (S)	93	%	70-130		1	07/20/21 10:24	07/20/21 17:42	17060-07-0	
Percent Moisture	Analytical Method: SW-846 Pace Analytical Services - Charlotte								
Percent Moisture	**18.9**	%	0.10	0.10	1		07/16/21 16:24		N2

REPORT OF LABORATORY ANALYSIS

This report shall not be reproduced, except in full,
without the written consent of Pace Analytical Services, LLC.

Pace Analytical Services, LLC
9800 Kincey Ave. Suite 100
Huntersville, NC 28078
(704)875-9092

ANALYTICAL RESULTS

Project: CPC HUNTERSVILLE/ CPC21018
Pace Project No.: 92550088

Sample: AF1A 22-24 **Lab ID: 92550088004** Collected: 07/14/21 09:20 Received: 07/16/21 13:00 Matrix: Solid

Results reported on a "dry weight" basis and are adjusted for percent moisture, sample size and any dilutions.

Parameters	Results	Units	Report Limit	MDL	DF	Prepared	Analyzed	CAS No.	Qual
VPH NC Soil	Analytical Method: MADEP VPH Preparation Method: MADEP VPH Pace Analytical Services - Charlotte								
Total VPH (C5-C12)	**426**	mg/kg	3.1	3.1	1	07/20/21 15:08	07/20/21 21:05		N2
Aliphatic (C05-C08)	**41.4**	mg/kg	3.1	3.1	1	07/20/21 15:08	07/20/21 21:05		N2
Aliphatic(C09-C12) Adjusted	**210**	mg/kg	3.1	3.1	1	07/20/21 15:08	07/20/21 21:05		N2
Aromatic (C09-C10)	**174**	mg/kg	3.1	3.1	1	07/20/21 15:08	07/20/21 21:05		N2
Surrogates									
4-Bromofluorobenzene (FID) (S)	168	%	70-130		1	07/20/21 15:08	07/20/21 21:05	460-00-4	S5
4-Bromofluorobenzene (PID) (S)	88	%	70-130		1	07/20/21 15:08	07/20/21 21:05	460-00-4	
8260D/5035A/5030B Volatiles	Analytical Method: EPA 8260D Preparation Method: EPA 5035A/5030B Pace Analytical Services - Charlotte								
Acetone	ND	ug/kg	2440	782	20	07/21/21 11:09	07/21/21 22:35	67-64-1	
Benzene	ND	ug/kg	122	48.5	20	07/21/21 11:09	07/21/21 22:35	71-43-2	
Bromobenzene	ND	ug/kg	122	39.7	20	07/21/21 11:09	07/21/21 22:35	108-86-1	
Bromochloromethane	ND	ug/kg	122	36.1	20	07/21/21 11:09	07/21/21 22:35	74-97-5	
Bromodichloromethane	ND	ug/kg	122	47.0	20	07/21/21 11:09	07/21/21 22:35	75-27-4	
Bromoform	ND	ug/kg	122	42.9	20	07/21/21 11:09	07/21/21 22:35	75-25-2	
Bromomethane	ND	ug/kg	244	193	20	07/21/21 11:09	07/21/21 22:35	74-83-9	IK
2-Butanone (MEK)	**601J**	ug/kg	2440	585	20	07/21/21 11:09	07/21/21 22:35	78-93-3	
n-Butylbenzene	**2780**	ug/kg	122	57.5	20	07/21/21 11:09	07/21/21 22:35	104-51-8	
sec-Butylbenzene	ND	ug/kg	122	53.6	20	07/21/21 11:09	07/21/21 22:35	135-98-8	
tert-Butylbenzene	ND	ug/kg	122	43.4	20	07/21/21 11:09	07/21/21 22:35	98-06-6	
Carbon tetrachloride	ND	ug/kg	122	45.6	20	07/21/21 11:09	07/21/21 22:35	56-23-5	
Chlorobenzene	ND	ug/kg	122	23.4	20	07/21/21 11:09	07/21/21 22:35	108-90-7	
Chloroethane	ND	ug/kg	244	94.1	20	07/21/21 11:09	07/21/21 22:35	75-00-3	IH
Chloroform	ND	ug/kg	122	74.1	20	07/21/21 11:09	07/21/21 22:35	67-66-3	
Chloromethane	ND	ug/kg	244	102	20	07/21/21 11:09	07/21/21 22:35	74-87-3	
2-Chlorotoluene	ND	ug/kg	122	43.1	20	07/21/21 11:09	07/21/21 22:35	95-49-8	
4-Chlorotoluene	ND	ug/kg	122	21.6	20	07/21/21 11:09	07/21/21 22:35	106-43-4	
1,2-Dibromo-3-chloropropane	ND	ug/kg	122	47.3	20	07/21/21 11:09	07/21/21 22:35	96-12-8	
Dibromochloromethane	ND	ug/kg	122	68.5	20	07/21/21 11:09	07/21/21 22:35	124-48-1	
1,2-Dibromoethane (EDB)	ND	ug/kg	122	53.6	20	07/21/21 11:09	07/21/21 22:35	106-93-4	
Dibromomethane	ND	ug/kg	122	26.1	20	07/21/21 11:09	07/21/21 22:35	74-95-3	
1,2-Dichlorobenzene	ND	ug/kg	122	43.9	20	07/21/21 11:09	07/21/21 22:35	95-50-1	
1,3-Dichlorobenzene	ND	ug/kg	122	37.8	20	07/21/21 11:09	07/21/21 22:35	541-73-1	
1,4-Dichlorobenzene	ND	ug/kg	122	31.7	20	07/21/21 11:09	07/21/21 22:35	106-46-7	
Dichlorodifluoromethane	ND	ug/kg	244	52.9	20	07/21/21 11:09	07/21/21 22:35	75-71-8	
1,1-Dichloroethane	ND	ug/kg	122	50.2	20	07/21/21 11:09	07/21/21 22:35	75-34-3	
1,2-Dichloroethane	ND	ug/kg	122	80.7	20	07/21/21 11:09	07/21/21 22:35	107-06-2	
1,1-Dichloroethene	ND	ug/kg	122	50.2	20	07/21/21 11:09	07/21/21 22:35	75-35-4	
cis-1,2-Dichloroethene	ND	ug/kg	122	41.7	20	07/21/21 11:09	07/21/21 22:35	156-59-2	
trans-1,2-Dichloroethene	ND	ug/kg	122	42.7	20	07/21/21 11:09	07/21/21 22:35	156-60-5	
1,2-Dichloropropane	ND	ug/kg	122	36.6	20	07/21/21 11:09	07/21/21 22:35	78-87-5	
1,3-Dichloropropane	ND	ug/kg	122	38.0	20	07/21/21 11:09	07/21/21 22:35	142-28-9	
2,2-Dichloropropane	ND	ug/kg	122	39.7	20	07/21/21 11:09	07/21/21 22:35	594-20-7	v2

REPORT OF LABORATORY ANALYSIS

This report shall not be reproduced, except in full,
without the written consent of Pace Analytical Services, LLC.

Pace Analytical Services, LLC
9800 Kincey Ave. Suite 100
Huntersville, NC 28078
(704)875-9092

ANALYTICAL RESULTS

Project: CPC HUNTERSVILLE/ CPC21018
Pace Project No.: 92550088

Sample: AF1A 22-24 **Lab ID: 92550088004** Collected: 07/14/21 09:20 Received: 07/16/21 13:00 Matrix: Solid

Results reported on a "dry weight" basis and are adjusted for percent moisture, sample size and any dilutions.

Parameters	Results	Units	Report Limit	MDL	DF	Prepared	Analyzed	CAS No.	Qual
8260D/5035A/5030B Volatiles	Analytical Method: EPA 8260D Preparation Method: EPA 5035A/5030B Pace Analytical Services - Charlotte								
1,1-Dichloropropene	ND	ug/kg	122	58.5	20	07/21/21 11:09	07/21/21 22:35	563-58-6	v2
cis-1,3-Dichloropropene	ND	ug/kg	122	33.1	20	07/21/21 11:09	07/21/21 22:35	10061-01-5	
trans-1,3-Dichloropropene	ND	ug/kg	122	41.9	20	07/21/21 11:09	07/21/21 22:35	10061-02-6	
Diisopropyl ether	ND	ug/kg	122	32.9	20	07/21/21 11:09	07/21/21 22:35	108-20-3	v2
Ethylbenzene	**8330**	ug/kg	122	56.8	20	07/21/21 11:09	07/21/21 22:35	100-41-4	
Hexachloro-1,3-butadiene	ND	ug/kg	244	199	20	07/21/21 11:09	07/21/21 22:35	87-68-3	
2-Hexanone	ND	ug/kg	1220	117	20	07/21/21 11:09	07/21/21 22:35	591-78-6	
Isopropylbenzene (Cumene)	**1930**	ug/kg	122	41.4	20	07/21/21 11:09	07/21/21 22:35	98-82-8	
p-Isopropyltoluene	**2710**	ug/kg	122	60.0	20	07/21/21 11:09	07/21/21 22:35	99-87-6	
Methylene Chloride	ND	ug/kg	487	334	20	07/21/21 11:09	07/21/21 22:35	75-09-2	IK
4-Methyl-2-pentanone (MIBK)	**601J**	ug/kg	1220	117	20	07/21/21 11:09	07/21/21 22:35	108-10-1	
Methyl-tert-butyl ether	ND	ug/kg	122	45.6	20	07/21/21 11:09	07/21/21 22:35	1634-04-4	v2
Naphthalene	**7910**	ug/kg	122	64.1	20	07/21/21 11:09	07/21/21 22:35	91-20-3	
n-Propylbenzene	**8300**	ug/kg	122	43.4	20	07/21/21 11:09	07/21/21 22:35	103-65-1	
Styrene	**698**	ug/kg	122	32.2	20	07/21/21 11:09	07/21/21 22:35	100-42-5	
1,1,1,2-Tetrachloroethane	ND	ug/kg	122	46.8	20	07/21/21 11:09	07/21/21 22:35	630-20-6	
1,1,2,2-Tetrachloroethane	ND	ug/kg	122	32.2	20	07/21/21 11:09	07/21/21 22:35	79-34-5	
Tetrachloroethene	ND	ug/kg	122	38.5	20	07/21/21 11:09	07/21/21 22:35	127-18-4	
Toluene	**3890**	ug/kg	122	34.6	20	07/21/21 11:09	07/21/21 22:35	108-88-3	
1,2,3-Trichlorobenzene	ND	ug/kg	122	98.5	20	07/21/21 11:09	07/21/21 22:35	87-61-6	
1,2,4-Trichlorobenzene	ND	ug/kg	122	102	20	07/21/21 11:09	07/21/21 22:35	120-82-1	
1,1,1-Trichloroethane	ND	ug/kg	122	63.4	20	07/21/21 11:09	07/21/21 22:35	71-55-6	
1,1,2-Trichloroethane	ND	ug/kg	122	40.5	20	07/21/21 11:09	07/21/21 22:35	79-00-5	
Trichloroethene	ND	ug/kg	122	31.4	20	07/21/21 11:09	07/21/21 22:35	79-01-6	
Trichlorofluoromethane	ND	ug/kg	122	67.0	20	07/21/21 11:09	07/21/21 22:35	75-69-4	
1,2,3-Trichloropropane	ND	ug/kg	122	61.7	20	07/21/21 11:09	07/21/21 22:35	96-18-4	
1,2,4-Trimethylbenzene	**52700**	ug/kg	122	33.4	20	07/21/21 11:09	07/21/21 22:35	95-63-6	
1,3,5-Trimethylbenzene	**14800**	ug/kg	122	40.9	20	07/21/21 11:09	07/21/21 22:35	108-67-8	
Vinyl acetate	ND	ug/kg	1220	88.7	20	07/21/21 11:09	07/21/21 22:35	108-05-4	v2
Vinyl chloride	ND	ug/kg	244	61.9	20	07/21/21 11:09	07/21/21 22:35	75-01-4	
Xylene (Total)	**65400**	ug/kg	244	69.5	20	07/21/21 11:09	07/21/21 22:35	1330-20-7	
m&p-Xylene	**42300**	ug/kg	244	83.4	20	07/21/21 11:09	07/21/21 22:35	179601-23-1	
o-Xylene	**23100**	ug/kg	122	53.9	20	07/21/21 11:09	07/21/21 22:35	95-47-6	
Surrogates									
Toluene-d8 (S)	100	%	70-130		20	07/21/21 11:09	07/21/21 22:35	2037-26-5	
4-Bromofluorobenzene (S)	103	%	69-134		20	07/21/21 11:09	07/21/21 22:35	460-00-4	
1,2-Dichloroethane-d4 (S)	98	%	70-130		20	07/21/21 11:09	07/21/21 22:35	17060-07-0	
Percent Moisture	Analytical Method: SW-846 Pace Analytical Services - Charlotte								
Percent Moisture	**12.6**	%	0.10	0.10	1		07/16/21 16:25		N2

REPORT OF LABORATORY ANALYSIS

This report shall not be reproduced, except in full,
without the written consent of Pace Analytical Services, LLC.

Pace Analytical Services, LLC
9800 Kincey Ave. Suite 100
Huntersville, NC 28078
(704)875-9092

ANALYTICAL RESULTS

Project: CPC HUNTERSVILLE/ CPC21018
Pace Project No.: 92550088

Sample: AF1C 0-2 **Lab ID: 92550088005** Collected: 07/14/21 13:05 Received: 07/16/21 13:00 Matrix: Solid

Results reported on a "dry weight" basis and are adjusted for percent moisture, sample size and any dilutions.

Parameters	Results	Units	Report Limit	MDL	DF	Prepared	Analyzed	CAS No.	Qual
VPH NC Soil	Analytical Method: MADEP VPH Preparation Method: MADEP VPH Pace Analytical Services - Charlotte								
Total VPH (C5-C12)	**4.2**	mg/kg	3.2	3.2	1	07/21/21 13:12	07/21/21 19:53		N2
Aliphatic (C05-C08)	ND	mg/kg	3.2	3.2	1	07/21/21 13:12	07/21/21 19:53		N2
Aliphatic(C09-C12) Adjusted	ND	mg/kg	3.2	3.2	1	07/21/21 13:12	07/21/21 19:53		N2
Aromatic (C09-C10)	ND	mg/kg	3.2	3.2	1	07/21/21 13:12	07/21/21 19:53		N2
Surrogates									
4-Bromofluorobenzene (FID) (S)	104	%	70-130		1	07/21/21 13:12	07/21/21 19:53	460-00-4	
4-Bromofluorobenzene (PID) (S)	92	%	70-130		1	07/21/21 13:12	07/21/21 19:53	460-00-4	
8260D/5035A/5030B Volatiles	Analytical Method: EPA 8260D Preparation Method: EPA 5035A/5030B Pace Analytical Services - Charlotte								
Acetone	ND	ug/kg	130	41.8	1	07/20/21 12:19	07/20/21 13:32	67-64-1	
Benzene	**12.6**	ug/kg	6.5	2.6	1	07/20/21 12:19	07/20/21 13:32	71-43-2	
Bromobenzene	ND	ug/kg	6.5	2.1	1	07/20/21 12:19	07/20/21 13:32	108-86-1	
Bromochloromethane	ND	ug/kg	6.5	1.9	1	07/20/21 12:19	07/20/21 13:32	74-97-5	
Bromodichloromethane	ND	ug/kg	6.5	2.5	1	07/20/21 12:19	07/20/21 13:32	75-27-4	
Bromoform	ND	ug/kg	6.5	2.3	1	07/20/21 12:19	07/20/21 13:32	75-25-2	
Bromomethane	ND	ug/kg	13.0	10.3	1	07/20/21 12:19	07/20/21 13:32	74-83-9	IK
2-Butanone (MEK)	ND	ug/kg	130	31.2	1	07/20/21 12:19	07/20/21 13:32	78-93-3	
n-Butylbenzene	ND	ug/kg	6.5	3.1	1	07/20/21 12:19	07/20/21 13:32	104-51-8	
sec-Butylbenzene	ND	ug/kg	6.5	2.9	1	07/20/21 12:19	07/20/21 13:32	135-98-8	
tert-Butylbenzene	ND	ug/kg	6.5	2.3	1	07/20/21 12:19	07/20/21 13:32	98-06-6	
Carbon tetrachloride	ND	ug/kg	6.5	2.4	1	07/20/21 12:19	07/20/21 13:32	56-23-5	
Chlorobenzene	ND	ug/kg	6.5	1.2	1	07/20/21 12:19	07/20/21 13:32	108-90-7	
Chloroethane	ND	ug/kg	13.0	5.0	1	07/20/21 12:19	07/20/21 13:32	75-00-3	IH,L1
Chloroform	ND	ug/kg	6.5	4.0	1	07/20/21 12:19	07/20/21 13:32	67-66-3	
Chloromethane	ND	ug/kg	13.0	5.5	1	07/20/21 12:19	07/20/21 13:32	74-87-3	L1
2-Chlorotoluene	ND	ug/kg	6.5	2.3	1	07/20/21 12:19	07/20/21 13:32	95-49-8	
4-Chlorotoluene	ND	ug/kg	6.5	1.2	1	07/20/21 12:19	07/20/21 13:32	106-43-4	
1,2-Dibromo-3-chloropropane	ND	ug/kg	6.5	2.5	1	07/20/21 12:19	07/20/21 13:32	96-12-8	
Dibromochloromethane	ND	ug/kg	6.5	3.7	1	07/20/21 12:19	07/20/21 13:32	124-48-1	
1,2-Dibromoethane (EDB)	ND	ug/kg	6.5	2.9	1	07/20/21 12:19	07/20/21 13:32	106-93-4	
Dibromomethane	ND	ug/kg	6.5	1.4	1	07/20/21 12:19	07/20/21 13:32	74-95-3	
1,2-Dichlorobenzene	ND	ug/kg	6.5	2.3	1	07/20/21 12:19	07/20/21 13:32	95-50-1	
1,3-Dichlorobenzene	ND	ug/kg	6.5	2.0	1	07/20/21 12:19	07/20/21 13:32	541-73-1	
1,4-Dichlorobenzene	ND	ug/kg	6.5	1.7	1	07/20/21 12:19	07/20/21 13:32	106-46-7	
Dichlorodifluoromethane	ND	ug/kg	13.0	2.8	1	07/20/21 12:19	07/20/21 13:32	75-71-8	
1,1-Dichloroethane	ND	ug/kg	6.5	2.7	1	07/20/21 12:19	07/20/21 13:32	75-34-3	
1,2-Dichloroethane	ND	ug/kg	6.5	4.3	1	07/20/21 12:19	07/20/21 13:32	107-06-2	
1,1-Dichloroethene	ND	ug/kg	6.5	2.7	1	07/20/21 12:19	07/20/21 13:32	75-35-4	
cis-1,2-Dichloroethene	ND	ug/kg	6.5	2.2	1	07/20/21 12:19	07/20/21 13:32	156-59-2	
trans-1,2-Dichloroethene	ND	ug/kg	6.5	2.3	1	07/20/21 12:19	07/20/21 13:32	156-60-5	
1,2-Dichloropropane	ND	ug/kg	6.5	2.0	1	07/20/21 12:19	07/20/21 13:32	78-87-5	
1,3-Dichloropropane	ND	ug/kg	6.5	2.0	1	07/20/21 12:19	07/20/21 13:32	142-28-9	
2,2-Dichloropropane	ND	ug/kg	6.5	2.1	1	07/20/21 12:19	07/20/21 13:32	594-20-7	

REPORT OF LABORATORY ANALYSIS

This report shall not be reproduced, except in full,
without the written consent of Pace Analytical Services, LLC.

Pace Analytical Services, LLC
9800 Kincey Ave. Suite 100
Huntersville, NC 28078
(704)875-9092

ANALYTICAL RESULTS

Project: CPC HUNTERSVILLE/ CPC21018
Pace Project No.: 92550088

Sample: AF1C 0-2 **Lab ID: 92550088005** Collected: 07/14/21 13:05 Received: 07/16/21 13:00 Matrix: Solid

Results reported on a "dry weight" basis and are adjusted for percent moisture, sample size and any dilutions.

Parameters	Results	Units	Report Limit	MDL	DF	Prepared	Analyzed	CAS No.	Qual
8260D/5035A/5030B Volatiles	Analytical Method: EPA 8260D Preparation Method: EPA 5035A/5030B Pace Analytical Services - Charlotte								
1,1-Dichloropropene	ND	ug/kg	6.5	3.1	1	07/20/21 12:19	07/20/21 13:32	563-58-6	
cis-1,3-Dichloropropene	ND	ug/kg	6.5	1.8	1	07/20/21 12:19	07/20/21 13:32	10061-01-5	
trans-1,3-Dichloropropene	ND	ug/kg	6.5	2.2	1	07/20/21 12:19	07/20/21 13:32	10061-02-6	
Diisopropyl ether	ND	ug/kg	6.5	1.8	1	07/20/21 12:19	07/20/21 13:32	108-20-3	
Ethylbenzene	**47.1**	ug/kg	6.5	3.0	1	07/20/21 12:19	07/20/21 13:32	100-41-4	
Hexachloro-1,3-butadiene	ND	ug/kg	13.0	10.6	1	07/20/21 12:19	07/20/21 13:32	87-68-3	
2-Hexanone	ND	ug/kg	65.1	6.3	1	07/20/21 12:19	07/20/21 13:32	591-78-6	
Isopropylbenzene (Cumene)	ND	ug/kg	6.5	2.2	1	07/20/21 12:19	07/20/21 13:32	98-82-8	
p-Isopropyltoluene	**8.1**	ug/kg	6.5	3.2	1	07/20/21 12:19	07/20/21 13:32	99-87-6	
Methylene Chloride	ND	ug/kg	26.0	17.8	1	07/20/21 12:19	07/20/21 13:32	75-09-2	IK
4-Methyl-2-pentanone (MIBK)	ND	ug/kg	65.1	6.3	1	07/20/21 12:19	07/20/21 13:32	108-10-1	
Methyl-tert-butyl ether	ND	ug/kg	6.5	2.4	1	07/20/21 12:19	07/20/21 13:32	1634-04-4	
Naphthalene	**6.1J**	ug/kg	6.5	3.4	1	07/20/21 12:19	07/20/21 13:32	91-20-3	
n-Propylbenzene	ND	ug/kg	6.5	2.3	1	07/20/21 12:19	07/20/21 13:32	103-65-1	
Styrene	ND	ug/kg	6.5	1.7	1	07/20/21 12:19	07/20/21 13:32	100-42-5	
1,1,1,2-Tetrachloroethane	ND	ug/kg	6.5	2.5	1	07/20/21 12:19	07/20/21 13:32	630-20-6	
1,1,2,2-Tetrachloroethane	ND	ug/kg	6.5	1.7	1	07/20/21 12:19	07/20/21 13:32	79-34-5	
Tetrachloroethene	ND	ug/kg	6.5	2.1	1	07/20/21 12:19	07/20/21 13:32	127-18-4	
Toluene	**164**	ug/kg	6.5	1.8	1	07/20/21 12:19	07/20/21 13:32	108-88-3	
1,2,3-Trichlorobenzene	ND	ug/kg	6.5	5.3	1	07/20/21 12:19	07/20/21 13:32	87-61-6	
1,2,4-Trichlorobenzene	ND	ug/kg	6.5	5.5	1	07/20/21 12:19	07/20/21 13:32	120-82-1	
1,1,1-Trichloroethane	ND	ug/kg	6.5	3.4	1	07/20/21 12:19	07/20/21 13:32	71-55-6	
1,1,2-Trichloroethane	ND	ug/kg	6.5	2.2	1	07/20/21 12:19	07/20/21 13:32	79-00-5	
Trichloroethene	ND	ug/kg	6.5	1.7	1	07/20/21 12:19	07/20/21 13:32	79-01-6	
Trichlorofluoromethane	ND	ug/kg	6.5	3.6	1	07/20/21 12:19	07/20/21 13:32	75-69-4	
1,2,3-Trichloropropane	ND	ug/kg	6.5	3.3	1	07/20/21 12:19	07/20/21 13:32	96-18-4	
1,2,4-Trimethylbenzene	**41.7**	ug/kg	6.5	1.8	1	07/20/21 12:19	07/20/21 13:32	95-63-6	
1,3,5-Trimethylbenzene	ND	ug/kg	6.5	2.2	1	07/20/21 12:19	07/20/21 13:32	108-67-8	
Vinyl acetate	ND	ug/kg	65.1	4.7	1	07/20/21 12:19	07/20/21 13:32	108-05-4	
Vinyl chloride	ND	ug/kg	13.0	3.3	1	07/20/21 12:19	07/20/21 13:32	75-01-4	
Xylene (Total)	**242**	ug/kg	13.0	3.7	1	07/20/21 12:19	07/20/21 13:32	1330-20-7	
m&p-Xylene	**181**	ug/kg	13.0	4.5	1	07/20/21 12:19	07/20/21 13:32	179601-23-1	
o-Xylene	**61.2**	ug/kg	6.5	2.9	1	07/20/21 12:19	07/20/21 13:32	95-47-6	
Surrogates									
Toluene-d8 (S)	100	%	70-130		1	07/20/21 12:19	07/20/21 13:32	2037-26-5	
4-Bromofluorobenzene (S)	93	%	69-134		1	07/20/21 12:19	07/20/21 13:32	460-00-4	
1,2-Dichloroethane-d4 (S)	96	%	70-130		1	07/20/21 12:19	07/20/21 13:32	17060-07-0	
Percent Moisture	Analytical Method: SW-846 Pace Analytical Services - Charlotte								
Percent Moisture	**14.0**	%	0.10	0.10	1		07/16/21 16:25		N2

REPORT OF LABORATORY ANALYSIS

This report shall not be reproduced, except in full,
without the written consent of Pace Analytical Services, LLC.

Pace Analytical Services, LLC
9800 Kincey Ave. Suite 100
Huntersville, NC 28078
(704)875-9092

ANALYTICAL RESULTS

Project: CPC HUNTERSVILLE/ CPC21018
Pace Project No.: 92550088

Sample: AF1C 24-26 **Lab ID: 92550088006** Collected: 07/14/21 13:10 Received: 07/16/21 13:00 Matrix: Solid

Results reported on a "dry weight" basis and are adjusted for percent moisture, sample size and any dilutions.

Parameters	Results	Units	Report Limit	MDL	DF	Prepared	Analyzed	CAS No.	Qual
VPH NC Soil	Analytical Method: MADEP VPH Preparation Method: MADEP VPH Pace Analytical Services - Charlotte								
Total VPH (C5-C12)	ND	mg/kg	2.7	2.7	1	07/20/21 15:08	07/20/21 22:02		N2
Aliphatic (C05-C08)	ND	mg/kg	2.7	2.7	1	07/20/21 15:08	07/20/21 22:02		N2
Aliphatic(C09-C12) Adjusted	ND	mg/kg	2.7	2.7	1	07/20/21 15:08	07/20/21 22:02		N2
Aromatic (C09-C10)	ND	mg/kg	2.7	2.7	1	07/20/21 15:08	07/20/21 22:02		N2
Surrogates									
4-Bromofluorobenzene (FID) (S)	99	%	70-130		1	07/20/21 15:08	07/20/21 22:02	460-00-4	
4-Bromofluorobenzene (PID) (S)	88	%	70-130		1	07/20/21 15:08	07/20/21 22:02	460-00-4	
8260D/5035A/5030B Volatiles	Analytical Method: EPA 8260D Preparation Method: EPA 5035A/5030B Pace Analytical Services - Charlotte								
Acetone	ND	ug/kg	109	35.1	1	07/20/21 12:19	07/20/21 14:07	67-64-1	
Benzene	**4.2J**	ug/kg	5.5	2.2	1	07/20/21 12:19	07/20/21 14:07	71-43-2	
Bromobenzene	ND	ug/kg	5.5	1.8	1	07/20/21 12:19	07/20/21 14:07	108-86-1	
Bromochloromethane	ND	ug/kg	5.5	1.6	1	07/20/21 12:19	07/20/21 14:07	74-97-5	
Bromodichloromethane	ND	ug/kg	5.5	2.1	1	07/20/21 12:19	07/20/21 14:07	75-27-4	
Bromoform	ND	ug/kg	5.5	1.9	1	07/20/21 12:19	07/20/21 14:07	75-25-2	
Bromomethane	ND	ug/kg	10.9	8.6	1	07/20/21 12:19	07/20/21 14:07	74-83-9	IK
2-Butanone (MEK)	ND	ug/kg	109	26.2	1	07/20/21 12:19	07/20/21 14:07	78-93-3	
n-Butylbenzene	ND	ug/kg	5.5	2.6	1	07/20/21 12:19	07/20/21 14:07	104-51-8	
sec-Butylbenzene	ND	ug/kg	5.5	2.4	1	07/20/21 12:19	07/20/21 14:07	135-98-8	
tert-Butylbenzene	ND	ug/kg	5.5	1.9	1	07/20/21 12:19	07/20/21 14:07	98-06-6	
Carbon tetrachloride	ND	ug/kg	5.5	2.0	1	07/20/21 12:19	07/20/21 14:07	56-23-5	
Chlorobenzene	ND	ug/kg	5.5	1.0	1	07/20/21 12:19	07/20/21 14:07	108-90-7	
Chloroethane	ND	ug/kg	10.9	4.2	1	07/20/21 12:19	07/20/21 14:07	75-00-3	IH,L1
Chloroform	ND	ug/kg	5.5	3.3	1	07/20/21 12:19	07/20/21 14:07	67-66-3	
Chloromethane	ND	ug/kg	10.9	4.6	1	07/20/21 12:19	07/20/21 14:07	74-87-3	L1
2-Chlorotoluene	ND	ug/kg	5.5	1.9	1	07/20/21 12:19	07/20/21 14:07	95-49-8	
4-Chlorotoluene	ND	ug/kg	5.5	0.97	1	07/20/21 12:19	07/20/21 14:07	106-43-4	
1,2-Dibromo-3-chloropropane	ND	ug/kg	5.5	2.1	1	07/20/21 12:19	07/20/21 14:07	96-12-8	
Dibromochloromethane	ND	ug/kg	5.5	3.1	1	07/20/21 12:19	07/20/21 14:07	124-48-1	
1,2-Dibromoethane (EDB)	ND	ug/kg	5.5	2.4	1	07/20/21 12:19	07/20/21 14:07	106-93-4	
Dibromomethane	ND	ug/kg	5.5	1.2	1	07/20/21 12:19	07/20/21 14:07	74-95-3	
1,2-Dichlorobenzene	ND	ug/kg	5.5	2.0	1	07/20/21 12:19	07/20/21 14:07	95-50-1	
1,3-Dichlorobenzene	ND	ug/kg	5.5	1.7	1	07/20/21 12:19	07/20/21 14:07	541-73-1	
1,4-Dichlorobenzene	ND	ug/kg	5.5	1.4	1	07/20/21 12:19	07/20/21 14:07	106-46-7	
Dichlorodifluoromethane	ND	ug/kg	10.9	2.4	1	07/20/21 12:19	07/20/21 14:07	75-71-8	
1,1-Dichloroethane	ND	ug/kg	5.5	2.3	1	07/20/21 12:19	07/20/21 14:07	75-34-3	
1,2-Dichloroethane	ND	ug/kg	5.5	3.6	1	07/20/21 12:19	07/20/21 14:07	107-06-2	
1,1-Dichloroethene	ND	ug/kg	5.5	2.3	1	07/20/21 12:19	07/20/21 14:07	75-35-4	
cis-1,2-Dichloroethene	ND	ug/kg	5.5	1.9	1	07/20/21 12:19	07/20/21 14:07	156-59-2	
trans-1,2-Dichloroethene	ND	ug/kg	5.5	1.9	1	07/20/21 12:19	07/20/21 14:07	156-60-5	
1,2-Dichloropropane	ND	ug/kg	5.5	1.6	1	07/20/21 12:19	07/20/21 14:07	78-87-5	
1,3-Dichloropropane	ND	ug/kg	5.5	1.7	1	07/20/21 12:19	07/20/21 14:07	142-28-9	
2,2-Dichloropropane	ND	ug/kg	5.5	1.8	1	07/20/21 12:19	07/20/21 14:07	594-20-7	

REPORT OF LABORATORY ANALYSIS

This report shall not be reproduced, except in full,
without the written consent of Pace Analytical Services, LLC.

Pace Analytical Services, LLC
9800 Kincey Ave. Suite 100
Huntersville, NC 28078
(704)875-9092

ANALYTICAL RESULTS

Project: CPC HUNTERSVILLE/ CPC21018
Pace Project No.: 92550088

Sample: AF1C 24-26 **Lab ID: 92550088006** Collected: 07/14/21 13:10 Received: 07/16/21 13:00 Matrix: Solid

Results reported on a "dry weight" basis and are adjusted for percent moisture, sample size and any dilutions.

Parameters	Results	Units	Report Limit	MDL	DF	Prepared	Analyzed	CAS No.	Qual
8260D/5035A/5030B Volatiles	Analytical Method: EPA 8260D Preparation Method: EPA 5035A/5030B Pace Analytical Services - Charlotte								
1,1-Dichloropropene	ND	ug/kg	5.5	2.6	1	07/20/21 12:19	07/20/21 14:07	563-58-6	
cis-1,3-Dichloropropene	ND	ug/kg	5.5	1.5	1	07/20/21 12:19	07/20/21 14:07	10061-01-5	
trans-1,3-Dichloropropene	ND	ug/kg	5.5	1.9	1	07/20/21 12:19	07/20/21 14:07	10061-02-6	
Diisopropyl ether	ND	ug/kg	5.5	1.5	1	07/20/21 12:19	07/20/21 14:07	108-20-3	
Ethylbenzene	**7.8**	ug/kg	5.5	2.5	1	07/20/21 12:19	07/20/21 14:07	100-41-4	
Hexachloro-1,3-butadiene	ND	ug/kg	10.9	8.9	1	07/20/21 12:19	07/20/21 14:07	87-68-3	
2-Hexanone	ND	ug/kg	54.6	5.3	1	07/20/21 12:19	07/20/21 14:07	591-78-6	
Isopropylbenzene (Cumene)	ND	ug/kg	5.5	1.9	1	07/20/21 12:19	07/20/21 14:07	98-82-8	
p-Isopropyltoluene	ND	ug/kg	5.5	2.7	1	07/20/21 12:19	07/20/21 14:07	99-87-6	
Methylene Chloride	ND	ug/kg	21.9	15.0	1	07/20/21 12:19	07/20/21 14:07	75-09-2	IK
4-Methyl-2-pentanone (MIBK)	ND	ug/kg	54.6	5.3	1	07/20/21 12:19	07/20/21 14:07	108-10-1	
Methyl-tert-butyl ether	ND	ug/kg	5.5	2.0	1	07/20/21 12:19	07/20/21 14:07	1634-04-4	
Naphthalene	**10.2**	ug/kg	5.5	2.9	1	07/20/21 12:19	07/20/21 14:07	91-20-3	
n-Propylbenzene	ND	ug/kg	5.5	1.9	1	07/20/21 12:19	07/20/21 14:07	103-65-1	
Styrene	ND	ug/kg	5.5	1.4	1	07/20/21 12:19	07/20/21 14:07	100-42-5	
1,1,1,2-Tetrachloroethane	ND	ug/kg	5.5	2.1	1	07/20/21 12:19	07/20/21 14:07	630-20-6	
1,1,2,2-Tetrachloroethane	ND	ug/kg	5.5	1.4	1	07/20/21 12:19	07/20/21 14:07	79-34-5	
Tetrachloroethene	ND	ug/kg	5.5	1.7	1	07/20/21 12:19	07/20/21 14:07	127-18-4	
Toluene	**27.7**	ug/kg	5.5	1.6	1	07/20/21 12:19	07/20/21 14:07	108-88-3	
1,2,3-Trichlorobenzene	ND	ug/kg	5.5	4.4	1	07/20/21 12:19	07/20/21 14:07	87-61-6	
1,2,4-Trichlorobenzene	ND	ug/kg	5.5	4.6	1	07/20/21 12:19	07/20/21 14:07	120-82-1	
1,1,1-Trichloroethane	ND	ug/kg	5.5	2.8	1	07/20/21 12:19	07/20/21 14:07	71-55-6	
1,1,2-Trichloroethane	ND	ug/kg	5.5	1.8	1	07/20/21 12:19	07/20/21 14:07	79-00-5	
Trichloroethene	ND	ug/kg	5.5	1.4	1	07/20/21 12:19	07/20/21 14:07	79-01-6	
Trichlorofluoromethane	ND	ug/kg	5.5	3.0	1	07/20/21 12:19	07/20/21 14:07	75-69-4	
1,2,3-Trichloropropane	ND	ug/kg	5.5	2.8	1	07/20/21 12:19	07/20/21 14:07	96-18-4	
1,2,4-Trimethylbenzene	**21.6**	ug/kg	5.5	1.5	1	07/20/21 12:19	07/20/21 14:07	95-63-6	
1,3,5-Trimethylbenzene	ND	ug/kg	5.5	1.8	1	07/20/21 12:19	07/20/21 14:07	108-67-8	
Vinyl acetate	ND	ug/kg	54.6	4.0	1	07/20/21 12:19	07/20/21 14:07	108-05-4	
Vinyl chloride	ND	ug/kg	10.9	2.8	1	07/20/21 12:19	07/20/21 14:07	75-01-4	
Xylene (Total)	**43.9**	ug/kg	10.9	3.1	1	07/20/21 12:19	07/20/21 14:07	1330-20-7	
m&p-Xylene	**28.2**	ug/kg	10.9	3.7	1	07/20/21 12:19	07/20/21 14:07	179601-23-1	
o-Xylene	**15.8**	ug/kg	5.5	2.4	1	07/20/21 12:19	07/20/21 14:07	95-47-6	
Surrogates									
Toluene-d8 (S)	100	%	70-130		1	07/20/21 12:19	07/20/21 14:07	2037-26-5	
4-Bromofluorobenzene (S)	95	%	69-134		1	07/20/21 12:19	07/20/21 14:07	460-00-4	
1,2-Dichloroethane-d4 (S)	99	%	70-130		1	07/20/21 12:19	07/20/21 14:07	17060-07-0	
Percent Moisture	Analytical Method: SW-846 Pace Analytical Services - Charlotte								
Percent Moisture	**6.8**	%	0.10	0.10	1		07/16/21 16:25		N2

REPORT OF LABORATORY ANALYSIS

This report shall not be reproduced, except in full,
without the written consent of Pace Analytical Services, LLC.

Pace Analytical Services, LLC
9800 Kincey Ave. Suite 100
Huntersville, NC 28078
(704)875-9092

ANALYTICAL RESULTS

Project: CPC HUNTERSVILLE/ CPC21018
Pace Project No.: 92550088

Sample: AF1D 0-2 **Lab ID: 92550088007** Collected: 07/14/21 14:20 Received: 07/16/21 13:00 Matrix: Solid

Results reported on a "dry weight" basis and are adjusted for percent moisture, sample size and any dilutions.

Parameters	Results	Units	Report Limit	MDL	DF	Prepared	Analyzed	CAS No.	Qual
VPH NC Soil	Analytical Method: MADEP VPH Preparation Method: MADEP VPH Pace Analytical Services - Charlotte								
Total VPH (C5-C12)	**4.1**	mg/kg	3.6	3.6	1	07/20/21 15:08	07/20/21 22:33		N2
Aliphatic (C05-C08)	ND	mg/kg	3.6	3.6	1	07/20/21 15:08	07/20/21 22:33		N2
Aliphatic(C09-C12) Adjusted	ND	mg/kg	3.6	3.6	1	07/20/21 15:08	07/20/21 22:33		N2
Aromatic (C09-C10)	ND	mg/kg	3.6	3.6	1	07/20/21 15:08	07/20/21 22:33		N2
Surrogates									
4-Bromofluorobenzene (FID) (S)	89	%	70-130		1	07/20/21 15:08	07/20/21 22:33	460-00-4	
4-Bromofluorobenzene (PID) (S)	78	%	70-130		1	07/20/21 15:08	07/20/21 22:33	460-00-4	
8260D/5035A/5030B Volatiles	Analytical Method: EPA 8260D Preparation Method: EPA 5035A/5030B Pace Analytical Services - Charlotte								
Acetone	ND	ug/kg	135	43.2	1	07/20/21 12:19	07/20/21 14:25	67-64-1	
Benzene	ND	ug/kg	6.7	2.7	1	07/20/21 12:19	07/20/21 14:25	71-43-2	
Bromobenzene	ND	ug/kg	6.7	2.2	1	07/20/21 12:19	07/20/21 14:25	108-86-1	
Bromochloromethane	ND	ug/kg	6.7	2.0	1	07/20/21 12:19	07/20/21 14:25	74-97-5	
Bromodichloromethane	ND	ug/kg	6.7	2.6	1	07/20/21 12:19	07/20/21 14:25	75-27-4	
Bromoform	ND	ug/kg	6.7	2.4	1	07/20/21 12:19	07/20/21 14:25	75-25-2	
Bromomethane	ND	ug/kg	13.5	10.6	1	07/20/21 12:19	07/20/21 14:25	74-83-9	IK
2-Butanone (MEK)	ND	ug/kg	135	32.3	1	07/20/21 12:19	07/20/21 14:25	78-93-3	
n-Butylbenzene	ND	ug/kg	6.7	3.2	1	07/20/21 12:19	07/20/21 14:25	104-51-8	
sec-Butylbenzene	ND	ug/kg	6.7	3.0	1	07/20/21 12:19	07/20/21 14:25	135-98-8	
tert-Butylbenzene	ND	ug/kg	6.7	2.4	1	07/20/21 12:19	07/20/21 14:25	98-06-6	
Carbon tetrachloride	ND	ug/kg	6.7	2.5	1	07/20/21 12:19	07/20/21 14:25	56-23-5	
Chlorobenzene	ND	ug/kg	6.7	1.3	1	07/20/21 12:19	07/20/21 14:25	108-90-7	
Chloroethane	ND	ug/kg	13.5	5.2	1	07/20/21 12:19	07/20/21 14:25	75-00-3	IH,L1
Chloroform	ND	ug/kg	6.7	4.1	1	07/20/21 12:19	07/20/21 14:25	67-66-3	
Chloromethane	ND	ug/kg	13.5	5.7	1	07/20/21 12:19	07/20/21 14:25	74-87-3	L1
2-Chlorotoluene	ND	ug/kg	6.7	2.4	1	07/20/21 12:19	07/20/21 14:25	95-49-8	
4-Chlorotoluene	ND	ug/kg	6.7	1.2	1	07/20/21 12:19	07/20/21 14:25	106-43-4	
1,2-Dibromo-3-chloropropane	ND	ug/kg	6.7	2.6	1	07/20/21 12:19	07/20/21 14:25	96-12-8	
Dibromochloromethane	ND	ug/kg	6.7	3.8	1	07/20/21 12:19	07/20/21 14:25	124-48-1	
1,2-Dibromoethane (EDB)	ND	ug/kg	6.7	3.0	1	07/20/21 12:19	07/20/21 14:25	106-93-4	
Dibromomethane	ND	ug/kg	6.7	1.4	1	07/20/21 12:19	07/20/21 14:25	74-95-3	
1,2-Dichlorobenzene	ND	ug/kg	6.7	2.4	1	07/20/21 12:19	07/20/21 14:25	95-50-1	
1,3-Dichlorobenzene	ND	ug/kg	6.7	2.1	1	07/20/21 12:19	07/20/21 14:25	541-73-1	
1,4-Dichlorobenzene	ND	ug/kg	6.7	1.8	1	07/20/21 12:19	07/20/21 14:25	106-46-7	
Dichlorodifluoromethane	ND	ug/kg	13.5	2.9	1	07/20/21 12:19	07/20/21 14:25	75-71-8	
1,1-Dichloroethane	ND	ug/kg	6.7	2.8	1	07/20/21 12:19	07/20/21 14:25	75-34-3	
1,2-Dichloroethane	ND	ug/kg	6.7	4.5	1	07/20/21 12:19	07/20/21 14:25	107-06-2	
1,1-Dichloroethene	ND	ug/kg	6.7	2.8	1	07/20/21 12:19	07/20/21 14:25	75-35-4	
cis-1,2-Dichloroethene	ND	ug/kg	6.7	2.3	1	07/20/21 12:19	07/20/21 14:25	156-59-2	
trans-1,2-Dichloroethene	ND	ug/kg	6.7	2.4	1	07/20/21 12:19	07/20/21 14:25	156-60-5	
1,2-Dichloropropane	ND	ug/kg	6.7	2.0	1	07/20/21 12:19	07/20/21 14:25	78-87-5	
1,3-Dichloropropane	ND	ug/kg	6.7	2.1	1	07/20/21 12:19	07/20/21 14:25	142-28-9	
2,2-Dichloropropane	ND	ug/kg	6.7	2.2	1	07/20/21 12:19	07/20/21 14:25	594-20-7	

REPORT OF LABORATORY ANALYSIS

This report shall not be reproduced, except in full,
without the written consent of Pace Analytical Services, LLC.

Pace Analytical Services, LLC
9800 Kincey Ave. Suite 100
Huntersville, NC 28078
(704)875-9092

ANALYTICAL RESULTS

Project: CPC HUNTERSVILLE/ CPC21018
Pace Project No.: 92550088

Sample: AF1D 0-2 **Lab ID: 92550088007** Collected: 07/14/21 14:20 Received: 07/16/21 13:00 Matrix: Solid

Results reported on a "dry weight" basis and are adjusted for percent moisture, sample size and any dilutions.

Parameters	Results	Units	Report Limit	MDL	DF	Prepared	Analyzed	CAS No.	Qual
8260D/5035A/5030B Volatiles	Analytical Method: EPA 8260D Preparation Method: EPA 5035A/5030B Pace Analytical Services - Charlotte								
1,1-Dichloropropene	ND	ug/kg	6.7	3.2	1	07/20/21 12:19	07/20/21 14:25	563-58-6	
cis-1,3-Dichloropropene	ND	ug/kg	6.7	1.8	1	07/20/21 12:19	07/20/21 14:25	10061-01-5	
trans-1,3-Dichloropropene	ND	ug/kg	6.7	2.3	1	07/20/21 12:19	07/20/21 14:25	10061-02-6	
Diisopropyl ether	ND	ug/kg	6.7	1.8	1	07/20/21 12:19	07/20/21 14:25	108-20-3	
Ethylbenzene	ND	ug/kg	6.7	3.1	1	07/20/21 12:19	07/20/21 14:25	100-41-4	
Hexachloro-1,3-butadiene	ND	ug/kg	13.5	11.0	1	07/20/21 12:19	07/20/21 14:25	87-68-3	
2-Hexanone	ND	ug/kg	67.4	6.5	1	07/20/21 12:19	07/20/21 14:25	591-78-6	
Isopropylbenzene (Cumene)	ND	ug/kg	6.7	2.3	1	07/20/21 12:19	07/20/21 14:25	98-82-8	
p-Isopropyltoluene	**31.3**	ug/kg	6.7	3.3	1	07/20/21 12:19	07/20/21 14:25	99-87-6	
Methylene Chloride	ND	ug/kg	26.9	18.5	1	07/20/21 12:19	07/20/21 14:25	75-09-2	IK
4-Methyl-2-pentanone (MIBK)	ND	ug/kg	67.4	6.5	1	07/20/21 12:19	07/20/21 14:25	108-10-1	
Methyl-tert-butyl ether	ND	ug/kg	6.7	2.5	1	07/20/21 12:19	07/20/21 14:25	1634-04-4	
Naphthalene	ND	ug/kg	6.7	3.5	1	07/20/21 12:19	07/20/21 14:25	91-20-3	
n-Propylbenzene	ND	ug/kg	6.7	2.4	1	07/20/21 12:19	07/20/21 14:25	103-65-1	
Styrene	ND	ug/kg	6.7	1.8	1	07/20/21 12:19	07/20/21 14:25	100-42-5	
1,1,1,2-Tetrachloroethane	ND	ug/kg	6.7	2.6	1	07/20/21 12:19	07/20/21 14:25	630-20-6	
1,1,2,2-Tetrachloroethane	ND	ug/kg	6.7	1.8	1	07/20/21 12:19	07/20/21 14:25	79-34-5	
Tetrachloroethene	ND	ug/kg	6.7	2.1	1	07/20/21 12:19	07/20/21 14:25	127-18-4	
Toluene	**7.1**	ug/kg	6.7	1.9	1	07/20/21 12:19	07/20/21 14:25	108-88-3	
1,2,3-Trichlorobenzene	ND	ug/kg	6.7	5.4	1	07/20/21 12:19	07/20/21 14:25	87-61-6	
1,2,4-Trichlorobenzene	ND	ug/kg	6.7	5.7	1	07/20/21 12:19	07/20/21 14:25	120-82-1	
1,1,1-Trichloroethane	ND	ug/kg	6.7	3.5	1	07/20/21 12:19	07/20/21 14:25	71-55-6	
1,1,2-Trichloroethane	ND	ug/kg	6.7	2.2	1	07/20/21 12:19	07/20/21 14:25	79-00-5	
Trichloroethene	ND	ug/kg	6.7	1.7	1	07/20/21 12:19	07/20/21 14:25	79-01-6	
Trichlorofluoromethane	ND	ug/kg	6.7	3.7	1	07/20/21 12:19	07/20/21 14:25	75-69-4	
1,2,3-Trichloropropane	ND	ug/kg	6.7	3.4	1	07/20/21 12:19	07/20/21 14:25	96-18-4	
1,2,4-Trimethylbenzene	**4.2J**	ug/kg	6.7	1.8	1	07/20/21 12:19	07/20/21 14:25	95-63-6	
1,3,5-Trimethylbenzene	ND	ug/kg	6.7	2.3	1	07/20/21 12:19	07/20/21 14:25	108-67-8	
Vinyl acetate	ND	ug/kg	67.4	4.9	1	07/20/21 12:19	07/20/21 14:25	108-05-4	
Vinyl chloride	ND	ug/kg	13.5	3.4	1	07/20/21 12:19	07/20/21 14:25	75-01-4	
Xylene (Total)	ND	ug/kg	13.5	3.8	1	07/20/21 12:19	07/20/21 14:25	1330-20-7	
m&p-Xylene	ND	ug/kg	13.5	4.6	1	07/20/21 12:19	07/20/21 14:25	179601-23-1	
o-Xylene	ND	ug/kg	6.7	3.0	1	07/20/21 12:19	07/20/21 14:25	95-47-6	
Surrogates									
Toluene-d8 (S)	99	%	70-130		1	07/20/21 12:19	07/20/21 14:25	2037-26-5	
4-Bromofluorobenzene (S)	95	%	69-134		1	07/20/21 12:19	07/20/21 14:25	460-00-4	
1,2-Dichloroethane-d4 (S)	98	%	70-130		1	07/20/21 12:19	07/20/21 14:25	17060-07-0	
Percent Moisture	Analytical Method: SW-846 Pace Analytical Services - Charlotte								
Percent Moisture	**18.9**	%	0.10	0.10	1		07/16/21 16:25		N2

REPORT OF LABORATORY ANALYSIS

This report shall not be reproduced, except in full,
without the written consent of Pace Analytical Services, LLC.

Pace Analytical Services, LLC
9800 Kincey Ave. Suite 100
Huntersville, NC 28078
(704)875-9092

ANALYTICAL RESULTS

Project: CPC HUNTERSVILLE/ CPC21018
Pace Project No.: 92550088

Sample: AF1D 24-26 **Lab ID: 92550088008** Collected: 07/14/21 14:25 Received: 07/16/21 13:00 Matrix: Solid

Results reported on a "dry weight" basis and are adjusted for percent moisture, sample size and any dilutions.

Parameters	Results	Units	Report Limit	MDL	DF	Prepared	Analyzed	CAS No.	Qual
VPH NC Soil	Analytical Method: MADEP VPH Preparation Method: MADEP VPH Pace Analytical Services - Charlotte								
Total VPH (C5-C12)	**70.5**	mg/kg	3.1	3.1	1	07/20/21 15:08	07/20/21 23:01		N2
Aliphatic (C05-C08)	**38.7**	mg/kg	3.1	3.1	1	07/20/21 15:08	07/20/21 23:01		N2
Aliphatic(C09-C12) Adjusted	**20.9**	mg/kg	3.1	3.1	1	07/20/21 15:08	07/20/21 23:01		N2
Aromatic (C09-C10)	**10.9**	mg/kg	3.1	3.1	1	07/20/21 15:08	07/20/21 23:01		N2
Surrogates									
4-Bromofluorobenzene (FID) (S)	104	%	70-130		1	07/20/21 15:08	07/20/21 23:01	460-00-4	
4-Bromofluorobenzene (PID) (S)	88	%	70-130		1	07/20/21 15:08	07/20/21 23:01	460-00-4	
8260D/5035A/5030B Volatiles	Analytical Method: EPA 8260D Preparation Method: EPA 5035A/5030B Pace Analytical Services - Charlotte								
Acetone	ND	ug/kg	125	40.2	1	07/20/21 12:19	07/20/21 14:42	67-64-1	
Benzene	**57.1**	ug/kg	6.3	2.5	1	07/20/21 12:19	07/20/21 14:42	71-43-2	
Bromobenzene	ND	ug/kg	6.3	2.0	1	07/20/21 12:19	07/20/21 14:42	108-86-1	
Bromochloromethane	ND	ug/kg	6.3	1.9	1	07/20/21 12:19	07/20/21 14:42	74-97-5	
Bromodichloromethane	ND	ug/kg	6.3	2.4	1	07/20/21 12:19	07/20/21 14:42	75-27-4	
Bromoform	ND	ug/kg	6.3	2.2	1	07/20/21 12:19	07/20/21 14:42	75-25-2	
Bromomethane	ND	ug/kg	12.5	9.9	1	07/20/21 12:19	07/20/21 14:42	74-83-9	IK
2-Butanone (MEK)	**175**	ug/kg	125	30.1	1	07/20/21 12:19	07/20/21 14:42	78-93-3	
n-Butylbenzene	**242**	ug/kg	6.3	3.0	1	07/20/21 12:19	07/20/21 14:42	104-51-8	
sec-Butylbenzene	ND	ug/kg	6.3	2.8	1	07/20/21 12:19	07/20/21 14:42	135-98-8	
tert-Butylbenzene	ND	ug/kg	6.3	2.2	1	07/20/21 12:19	07/20/21 14:42	98-06-6	
Carbon tetrachloride	ND	ug/kg	6.3	2.3	1	07/20/21 12:19	07/20/21 14:42	56-23-5	
Chlorobenzene	ND	ug/kg	6.3	1.2	1	07/20/21 12:19	07/20/21 14:42	108-90-7	
Chloroethane	ND	ug/kg	12.5	4.8	1	07/20/21 12:19	07/20/21 14:42	75-00-3	IH,L1
Chloroform	ND	ug/kg	6.3	3.8	1	07/20/21 12:19	07/20/21 14:42	67-66-3	
Chloromethane	ND	ug/kg	12.5	5.3	1	07/20/21 12:19	07/20/21 14:42	74-87-3	L1
2-Chlorotoluene	ND	ug/kg	6.3	2.2	1	07/20/21 12:19	07/20/21 14:42	95-49-8	
4-Chlorotoluene	ND	ug/kg	6.3	1.1	1	07/20/21 12:19	07/20/21 14:42	106-43-4	
1,2-Dibromo-3-chloropropane	ND	ug/kg	6.3	2.4	1	07/20/21 12:19	07/20/21 14:42	96-12-8	
Dibromochloromethane	ND	ug/kg	6.3	3.5	1	07/20/21 12:19	07/20/21 14:42	124-48-1	
1,2-Dibromoethane (EDB)	ND	ug/kg	6.3	2.8	1	07/20/21 12:19	07/20/21 14:42	106-93-4	
Dibromomethane	ND	ug/kg	6.3	1.3	1	07/20/21 12:19	07/20/21 14:42	74-95-3	
1,2-Dichlorobenzene	ND	ug/kg	6.3	2.3	1	07/20/21 12:19	07/20/21 14:42	95-50-1	
1,3-Dichlorobenzene	ND	ug/kg	6.3	1.9	1	07/20/21 12:19	07/20/21 14:42	541-73-1	
1,4-Dichlorobenzene	ND	ug/kg	6.3	1.6	1	07/20/21 12:19	07/20/21 14:42	106-46-7	
Dichlorodifluoromethane	ND	ug/kg	12.5	2.7	1	07/20/21 12:19	07/20/21 14:42	75-71-8	
1,1-Dichloroethane	ND	ug/kg	6.3	2.6	1	07/20/21 12:19	07/20/21 14:42	75-34-3	
1,2-Dichloroethane	ND	ug/kg	6.3	4.1	1	07/20/21 12:19	07/20/21 14:42	107-06-2	
1,1-Dichloroethene	ND	ug/kg	6.3	2.6	1	07/20/21 12:19	07/20/21 14:42	75-35-4	
cis-1,2-Dichloroethene	ND	ug/kg	6.3	2.1	1	07/20/21 12:19	07/20/21 14:42	156-59-2	
trans-1,2-Dichloroethene	ND	ug/kg	6.3	2.2	1	07/20/21 12:19	07/20/21 14:42	156-60-5	
1,2-Dichloropropane	ND	ug/kg	6.3	1.9	1	07/20/21 12:19	07/20/21 14:42	78-87-5	
1,3-Dichloropropane	ND	ug/kg	6.3	2.0	1	07/20/21 12:19	07/20/21 14:42	142-28-9	
2,2-Dichloropropane	ND	ug/kg	6.3	2.0	1	07/20/21 12:19	07/20/21 14:42	594-20-7	

REPORT OF LABORATORY ANALYSIS

This report shall not be reproduced, except in full,
without the written consent of Pace Analytical Services, LLC.

Pace Analytical Services, LLC
9800 Kincey Ave. Suite 100
Huntersville, NC 28078
(704)875-9092

ANALYTICAL RESULTS

Project: CPC HUNTERSVILLE/ CPC21018
Pace Project No.: 92550088

Sample: AF1D 24-26 **Lab ID: 92550088008** Collected: 07/14/21 14:25 Received: 07/16/21 13:00 Matrix: Solid

Results reported on a "dry weight" basis and are adjusted for percent moisture, sample size and any dilutions.

Parameters	Results	Units	Report Limit	MDL	DF	Prepared	Analyzed	CAS No.	Qual
8260D/5035A/5030B Volatiles	Analytical Method: EPA 8260D Preparation Method: EPA 5035A/5030B Pace Analytical Services - Charlotte								
1,1-Dichloropropene	ND	ug/kg	6.3	3.0	1	07/20/21 12:19	07/20/21 14:42	563-58-6	
cis-1,3-Dichloropropene	ND	ug/kg	6.3	1.7	1	07/20/21 12:19	07/20/21 14:42	10061-01-5	
trans-1,3-Dichloropropene	ND	ug/kg	6.3	2.2	1	07/20/21 12:19	07/20/21 14:42	10061-02-6	
Diisopropyl ether	ND	ug/kg	6.3	1.7	1	07/20/21 12:19	07/20/21 14:42	108-20-3	
Ethylbenzene	**630**	ug/kg	6.3	2.9	1	07/20/21 12:19	07/20/21 14:42	100-41-4	
Hexachloro-1,3-butadiene	ND	ug/kg	12.5	10.3	1	07/20/21 12:19	07/20/21 14:42	87-68-3	
2-Hexanone	ND	ug/kg	62.7	6.0	1	07/20/21 12:19	07/20/21 14:42	591-78-6	
Isopropylbenzene (Cumene)	**117**	ug/kg	6.3	2.1	1	07/20/21 12:19	07/20/21 14:42	98-82-8	
p-Isopropyltoluene	ND	ug/kg	6.3	3.1	1	07/20/21 12:19	07/20/21 14:42	99-87-6	
Methylene Chloride	ND	ug/kg	25.1	17.2	1	07/20/21 12:19	07/20/21 14:42	75-09-2	IK
4-Methyl-2-pentanone (MIBK)	**130**	ug/kg	62.7	6.0	1	07/20/21 12:19	07/20/21 14:42	108-10-1	
Methyl-tert-butyl ether	ND	ug/kg	6.3	2.3	1	07/20/21 12:19	07/20/21 14:42	1634-04-4	
Naphthalene	**570**	ug/kg	6.3	3.3	1	07/20/21 12:19	07/20/21 14:42	91-20-3	
n-Propylbenzene	**518**	ug/kg	6.3	2.2	1	07/20/21 12:19	07/20/21 14:42	103-65-1	
Styrene	**29.5**	ug/kg	6.3	1.7	1	07/20/21 12:19	07/20/21 14:42	100-42-5	
1,1,1,2-Tetrachloroethane	ND	ug/kg	6.3	2.4	1	07/20/21 12:19	07/20/21 14:42	630-20-6	
1,1,2,2-Tetrachloroethane	ND	ug/kg	6.3	1.7	1	07/20/21 12:19	07/20/21 14:42	79-34-5	
Tetrachloroethene	ND	ug/kg	6.3	2.0	1	07/20/21 12:19	07/20/21 14:42	127-18-4	
Toluene	**866**	ug/kg	6.3	1.8	1	07/20/21 12:19	07/20/21 14:42	108-88-3	
1,2,3-Trichlorobenzene	ND	ug/kg	6.3	5.1	1	07/20/21 12:19	07/20/21 14:42	87-61-6	
1,2,4-Trichlorobenzene	ND	ug/kg	6.3	5.3	1	07/20/21 12:19	07/20/21 14:42	120-82-1	
1,1,1-Trichloroethane	ND	ug/kg	6.3	3.3	1	07/20/21 12:19	07/20/21 14:42	71-55-6	
1,1,2-Trichloroethane	ND	ug/kg	6.3	2.1	1	07/20/21 12:19	07/20/21 14:42	79-00-5	
Trichloroethene	ND	ug/kg	6.3	1.6	1	07/20/21 12:19	07/20/21 14:42	79-01-6	
Trichlorofluoromethane	ND	ug/kg	6.3	3.4	1	07/20/21 12:19	07/20/21 14:42	75-69-4	
1,2,3-Trichloropropane	ND	ug/kg	6.3	3.2	1	07/20/21 12:19	07/20/21 14:42	96-18-4	
1,2,4-Trimethylbenzene	**3170**	ug/kg	6.3	1.7	1	07/20/21 12:19	07/20/21 14:42	95-63-6	
1,3,5-Trimethylbenzene	**933**	ug/kg	6.3	2.1	1	07/20/21 12:19	07/20/21 14:42	108-67-8	
Vinyl acetate	ND	ug/kg	62.7	4.6	1	07/20/21 12:19	07/20/21 14:42	108-05-4	
Vinyl chloride	ND	ug/kg	12.5	3.2	1	07/20/21 12:19	07/20/21 14:42	75-01-4	
Xylene (Total)	**3720**	ug/kg	12.5	3.6	1	07/20/21 12:19	07/20/21 14:42	1330-20-7	
m&p-Xylene	**2620**	ug/kg	12.5	4.3	1	07/20/21 12:19	07/20/21 14:42	179601-23-1	
o-Xylene	**1100**	ug/kg	6.3	2.8	1	07/20/21 12:19	07/20/21 14:42	95-47-6	
Surrogates									
Toluene-d8 (S)	98	%	70-130		1	07/20/21 12:19	07/20/21 14:42	2037-26-5	
4-Bromofluorobenzene (S)	100	%	69-134		1	07/20/21 12:19	07/20/21 14:42	460-00-4	
1,2-Dichloroethane-d4 (S)	100	%	70-130		1	07/20/21 12:19	07/20/21 14:42	17060-07-0	
Percent Moisture	Analytical Method: SW-846 Pace Analytical Services - Charlotte								
Percent Moisture	**17.8**	%	0.10	0.10	1		07/16/21 16:25		N2

REPORT OF LABORATORY ANALYSIS

This report shall not be reproduced, except in full,
without the written consent of Pace Analytical Services, LLC.

Pace Analytical Services, LLC
9800 Kincey Ave. Suite 100
Huntersville, NC 28078
(704)875-9092

ANALYTICAL RESULTS

Project: CPC HUNTERSVILLE/ CPC21018
Pace Project No.: 92550088

Sample: AAOO 0-2 **Lab ID: 92550088009** Collected: 07/14/21 15:45 Received: 07/16/21 13:00 Matrix: Solid

Results reported on a "dry weight" basis and are adjusted for percent moisture, sample size and any dilutions.

Parameters	Results	Units	Report Limit	MDL	DF	Prepared	Analyzed	CAS No.	Qual
VPH NC Soil	Analytical Method: MADEP VPH Preparation Method: MADEP VPH Pace Analytical Services - Charlotte								
Total VPH (C5-C12)	ND	mg/kg	3.1	3.1	1	07/20/21 15:08	07/20/21 23:30		N2
Aliphatic (C05-C08)	ND	mg/kg	3.1	3.1	1	07/20/21 15:08	07/20/21 23:30		N2
Aliphatic(C09-C12) Adjusted	ND	mg/kg	3.1	3.1	1	07/20/21 15:08	07/20/21 23:30		N2
Aromatic (C09-C10)	ND	mg/kg	3.1	3.1	1	07/20/21 15:08	07/20/21 23:30		N2
Surrogates									
4-Bromofluorobenzene (FID) (S)	96	%	70-130		1	07/20/21 15:08	07/20/21 23:30	460-00-4	
4-Bromofluorobenzene (PID) (S)	88	%	70-130		1	07/20/21 15:08	07/20/21 23:30	460-00-4	
8260D/5035A/5030B Volatiles	Analytical Method: EPA 8260D Preparation Method: EPA 5035A/5030B Pace Analytical Services - Charlotte								
Acetone	ND	ug/kg	125	40.1	1	07/20/21 12:19	07/20/21 15:00	67-64-1	
Benzene	ND	ug/kg	6.3	2.5	1	07/20/21 12:19	07/20/21 15:00	71-43-2	
Bromobenzene	ND	ug/kg	6.3	2.0	1	07/20/21 12:19	07/20/21 15:00	108-86-1	
Bromochloromethane	ND	ug/kg	6.3	1.9	1	07/20/21 12:19	07/20/21 15:00	74-97-5	
Bromodichloromethane	ND	ug/kg	6.3	2.4	1	07/20/21 12:19	07/20/21 15:00	75-27-4	
Bromoform	ND	ug/kg	6.3	2.2	1	07/20/21 12:19	07/20/21 15:00	75-25-2	
Bromomethane	ND	ug/kg	12.5	9.9	1	07/20/21 12:19	07/20/21 15:00	74-83-9	IK
2-Butanone (MEK)	ND	ug/kg	125	30.0	1	07/20/21 12:19	07/20/21 15:00	78-93-3	
n-Butylbenzene	**6.0J**	ug/kg	6.3	3.0	1	07/20/21 12:19	07/20/21 15:00	104-51-8	
sec-Butylbenzene	ND	ug/kg	6.3	2.8	1	07/20/21 12:19	07/20/21 15:00	135-98-8	
tert-Butylbenzene	ND	ug/kg	6.3	2.2	1	07/20/21 12:19	07/20/21 15:00	98-06-6	
Carbon tetrachloride	ND	ug/kg	6.3	2.3	1	07/20/21 12:19	07/20/21 15:00	56-23-5	
Chlorobenzene	ND	ug/kg	6.3	1.2	1	07/20/21 12:19	07/20/21 15:00	108-90-7	
Chloroethane	ND	ug/kg	12.5	4.8	1	07/20/21 12:19	07/20/21 15:00	75-00-3	IH,L1
Chloroform	ND	ug/kg	6.3	3.8	1	07/20/21 12:19	07/20/21 15:00	67-66-3	
Chloromethane	ND	ug/kg	12.5	5.3	1	07/20/21 12:19	07/20/21 15:00	74-87-3	L1
2-Chlorotoluene	ND	ug/kg	6.3	2.2	1	07/20/21 12:19	07/20/21 15:00	95-49-8	
4-Chlorotoluene	ND	ug/kg	6.3	1.1	1	07/20/21 12:19	07/20/21 15:00	106-43-4	
1,2-Dibromo-3-chloropropane	ND	ug/kg	6.3	2.4	1	07/20/21 12:19	07/20/21 15:00	96-12-8	
Dibromochloromethane	ND	ug/kg	6.3	3.5	1	07/20/21 12:19	07/20/21 15:00	124-48-1	
1,2-Dibromoethane (EDB)	ND	ug/kg	6.3	2.8	1	07/20/21 12:19	07/20/21 15:00	106-93-4	
Dibromomethane	ND	ug/kg	6.3	1.3	1	07/20/21 12:19	07/20/21 15:00	74-95-3	
1,2-Dichlorobenzene	ND	ug/kg	6.3	2.3	1	07/20/21 12:19	07/20/21 15:00	95-50-1	
1,3-Dichlorobenzene	ND	ug/kg	6.3	1.9	1	07/20/21 12:19	07/20/21 15:00	541-73-1	
1,4-Dichlorobenzene	ND	ug/kg	6.3	1.6	1	07/20/21 12:19	07/20/21 15:00	106-46-7	
Dichlorodifluoromethane	ND	ug/kg	12.5	2.7	1	07/20/21 12:19	07/20/21 15:00	75-71-8	
1,1-Dichloroethane	ND	ug/kg	6.3	2.6	1	07/20/21 12:19	07/20/21 15:00	75-34-3	
1,2-Dichloroethane	ND	ug/kg	6.3	4.1	1	07/20/21 12:19	07/20/21 15:00	107-06-2	
1,1-Dichloroethene	ND	ug/kg	6.3	2.6	1	07/20/21 12:19	07/20/21 15:00	75-35-4	
cis-1,2-Dichloroethene	ND	ug/kg	6.3	2.1	1	07/20/21 12:19	07/20/21 15:00	156-59-2	
trans-1,2-Dichloroethene	ND	ug/kg	6.3	2.2	1	07/20/21 12:19	07/20/21 15:00	156-60-5	
1,2-Dichloropropane	ND	ug/kg	6.3	1.9	1	07/20/21 12:19	07/20/21 15:00	78-87-5	
1,3-Dichloropropane	ND	ug/kg	6.3	2.0	1	07/20/21 12:19	07/20/21 15:00	142-28-9	
2,2-Dichloropropane	ND	ug/kg	6.3	2.0	1	07/20/21 12:19	07/20/21 15:00	594-20-7	

REPORT OF LABORATORY ANALYSIS

This report shall not be reproduced, except in full,
without the written consent of Pace Analytical Services, LLC.

Pace Analytical Services, LLC
9800 Kincey Ave. Suite 100
Huntersville, NC 28078
(704)875-9092

ANALYTICAL RESULTS

Project: CPC HUNTERSVILLE/ CPC21018
Pace Project No.: 92550088

Sample: AAOO 0-2 **Lab ID: 92550088009** Collected: 07/14/21 15:45 Received: 07/16/21 13:00 Matrix: Solid

Results reported on a "dry weight" basis and are adjusted for percent moisture, sample size and any dilutions.

Parameters	Results	Units	Report Limit	MDL	DF	Prepared	Analyzed	CAS No.	Qual
8260D/5035A/5030B Volatiles	Analytical Method: EPA 8260D Preparation Method: EPA 5035A/5030B Pace Analytical Services - Charlotte								
1,1-Dichloropropene	ND	ug/kg	6.3	3.0	1	07/20/21 12:19	07/20/21 15:00	563-58-6	
cis-1,3-Dichloropropene	ND	ug/kg	6.3	1.7	1	07/20/21 12:19	07/20/21 15:00	10061-01-5	
trans-1,3-Dichloropropene	ND	ug/kg	6.3	2.2	1	07/20/21 12:19	07/20/21 15:00	10061-02-6	
Diisopropyl ether	ND	ug/kg	6.3	1.7	1	07/20/21 12:19	07/20/21 15:00	108-20-3	
Ethylbenzene	**4.5J**	ug/kg	6.3	2.9	1	07/20/21 12:19	07/20/21 15:00	100-41-4	
Hexachloro-1,3-butadiene	ND	ug/kg	12.5	10.2	1	07/20/21 12:19	07/20/21 15:00	87-68-3	
2-Hexanone	ND	ug/kg	62.5	6.0	1	07/20/21 12:19	07/20/21 15:00	591-78-6	
Isopropylbenzene (Cumene)	ND	ug/kg	6.3	2.1	1	07/20/21 12:19	07/20/21 15:00	98-82-8	
p-Isopropyltoluene	**14.8**	ug/kg	6.3	3.1	1	07/20/21 12:19	07/20/21 15:00	99-87-6	
Methylene Chloride	ND	ug/kg	25.0	17.1	1	07/20/21 12:19	07/20/21 15:00	75-09-2	IK
4-Methyl-2-pentanone (MIBK)	ND	ug/kg	62.5	6.0	1	07/20/21 12:19	07/20/21 15:00	108-10-1	
Methyl-tert-butyl ether	ND	ug/kg	6.3	2.3	1	07/20/21 12:19	07/20/21 15:00	1634-04-4	
Naphthalene	**16.4**	ug/kg	6.3	3.3	1	07/20/21 12:19	07/20/21 15:00	91-20-3	
n-Propylbenzene	ND	ug/kg	6.3	2.2	1	07/20/21 12:19	07/20/21 15:00	103-65-1	
Styrene	ND	ug/kg	6.3	1.7	1	07/20/21 12:19	07/20/21 15:00	100-42-5	
1,1,1,2-Tetrachloroethane	ND	ug/kg	6.3	2.4	1	07/20/21 12:19	07/20/21 15:00	630-20-6	
1,1,2,2-Tetrachloroethane	ND	ug/kg	6.3	1.7	1	07/20/21 12:19	07/20/21 15:00	79-34-5	
Tetrachloroethene	ND	ug/kg	6.3	2.0	1	07/20/21 12:19	07/20/21 15:00	127-18-4	
Toluene	**15.8**	ug/kg	6.3	1.8	1	07/20/21 12:19	07/20/21 15:00	108-88-3	
1,2,3-Trichlorobenzene	ND	ug/kg	6.3	5.1	1	07/20/21 12:19	07/20/21 15:00	87-61-6	
1,2,4-Trichlorobenzene	ND	ug/kg	6.3	5.3	1	07/20/21 12:19	07/20/21 15:00	120-82-1	
1,1,1-Trichloroethane	ND	ug/kg	6.3	3.3	1	07/20/21 12:19	07/20/21 15:00	71-55-6	
1,1,2-Trichloroethane	ND	ug/kg	6.3	2.1	1	07/20/21 12:19	07/20/21 15:00	79-00-5	
Trichloroethene	ND	ug/kg	6.3	1.6	1	07/20/21 12:19	07/20/21 15:00	79-01-6	
Trichlorofluoromethane	ND	ug/kg	6.3	3.4	1	07/20/21 12:19	07/20/21 15:00	75-69-4	
1,2,3-Trichloropropane	ND	ug/kg	6.3	3.2	1	07/20/21 12:19	07/20/21 15:00	96-18-4	
1,2,4-Trimethylbenzene	**35.6**	ug/kg	6.3	1.7	1	07/20/21 12:19	07/20/21 15:00	95-63-6	
1,3,5-Trimethylbenzene	ND	ug/kg	6.3	2.1	1	07/20/21 12:19	07/20/21 15:00	108-67-8	
Vinyl acetate	ND	ug/kg	62.5	4.6	1	07/20/21 12:19	07/20/21 15:00	108-05-4	
Vinyl chloride	ND	ug/kg	12.5	3.2	1	07/20/21 12:19	07/20/21 15:00	75-01-4	
Xylene (Total)	**39.5**	ug/kg	12.5	3.6	1	07/20/21 12:19	07/20/21 15:00	1330-20-7	
m&p-Xylene	**27.8**	ug/kg	12.5	4.3	1	07/20/21 12:19	07/20/21 15:00	179601-23-1	
o-Xylene	**11.7**	ug/kg	6.3	2.8	1	07/20/21 12:19	07/20/21 15:00	95-47-6	
Surrogates									
Toluene-d8 (S)	99	%	70-130		1	07/20/21 12:19	07/20/21 15:00	2037-26-5	
4-Bromofluorobenzene (S)	97	%	69-134		1	07/20/21 12:19	07/20/21 15:00	460-00-4	
1,2-Dichloroethane-d4 (S)	101	%	70-130		1	07/20/21 12:19	07/20/21 15:00	17060-07-0	
Percent Moisture	Analytical Method: SW-846 Pace Analytical Services - Charlotte								
Percent Moisture	**13.6**	%	0.10	0.10	1		07/16/21 16:25		N2

REPORT OF LABORATORY ANALYSIS

This report shall not be reproduced, except in full,
without the written consent of Pace Analytical Services, LLC.

Pace Analytical Services, LLC
9800 Kincey Ave. Suite 100
Huntersville, NC 28078
(704)875-9092

ANALYTICAL RESULTS

Project: CPC HUNTERSVILLE/ CPC21018
Pace Project No.: 92550088

Sample: AAOO 4-6 **Lab ID: 92550088010** Collected: 07/14/21 15:50 Received: 07/16/21 13:00 Matrix: Solid

Results reported on a "dry weight" basis and are adjusted for percent moisture, sample size and any dilutions.

Parameters	Results	Units	Report Limit	MDL	DF	Prepared	Analyzed	CAS No.	Qual
VPH NC Soil	Analytical Method: MADEP VPH Preparation Method: MADEP VPH Pace Analytical Services - Charlotte								
Total VPH (C5-C12)	**4.8**	mg/kg	3.3	3.3	1	07/20/21 15:08	07/20/21 23:58		N2
Aliphatic (C05-C08)	ND	mg/kg	3.3	3.3	1	07/20/21 15:08	07/20/21 23:58		N2
Aliphatic(C09-C12) Adjusted	ND	mg/kg	3.3	3.3	1	07/20/21 15:08	07/20/21 23:58		N2
Aromatic (C09-C10)	ND	mg/kg	3.3	3.3	1	07/20/21 15:08	07/20/21 23:58		N2
Surrogates									
4-Bromofluorobenzene (FID) (S)	98	%	70-130		1	07/20/21 15:08	07/20/21 23:58	460-00-4	
4-Bromofluorobenzene (PID) (S)	88	%	70-130		1	07/20/21 15:08	07/20/21 23:58	460-00-4	
8260D/5035A/5030B Volatiles	Analytical Method: EPA 8260D Preparation Method: EPA 5035A/5030B Pace Analytical Services - Charlotte								
Acetone	ND	ug/kg	147	47.3	1	07/20/21 12:19	07/20/21 15:17	67-64-1	
Benzene	ND	ug/kg	7.4	2.9	1	07/20/21 12:19	07/20/21 15:17	71-43-2	
Bromobenzene	ND	ug/kg	7.4	2.4	1	07/20/21 12:19	07/20/21 15:17	108-86-1	
Bromochloromethane	ND	ug/kg	7.4	2.2	1	07/20/21 12:19	07/20/21 15:17	74-97-5	
Bromodichloromethane	ND	ug/kg	7.4	2.8	1	07/20/21 12:19	07/20/21 15:17	75-27-4	
Bromoform	ND	ug/kg	7.4	2.6	1	07/20/21 12:19	07/20/21 15:17	75-25-2	
Bromomethane	ND	ug/kg	14.7	11.6	1	07/20/21 12:19	07/20/21 15:17	74-83-9	IK
2-Butanone (MEK)	ND	ug/kg	147	35.3	1	07/20/21 12:19	07/20/21 15:17	78-93-3	
n-Butylbenzene	ND	ug/kg	7.4	3.5	1	07/20/21 12:19	07/20/21 15:17	104-51-8	
sec-Butylbenzene	ND	ug/kg	7.4	3.2	1	07/20/21 12:19	07/20/21 15:17	135-98-8	
tert-Butylbenzene	ND	ug/kg	7.4	2.6	1	07/20/21 12:19	07/20/21 15:17	98-06-6	
Carbon tetrachloride	ND	ug/kg	7.4	2.8	1	07/20/21 12:19	07/20/21 15:17	56-23-5	
Chlorobenzene	ND	ug/kg	7.4	1.4	1	07/20/21 12:19	07/20/21 15:17	108-90-7	
Chloroethane	ND	ug/kg	14.7	5.7	1	07/20/21 12:19	07/20/21 15:17	75-00-3	IH,L1
Chloroform	ND	ug/kg	7.4	4.5	1	07/20/21 12:19	07/20/21 15:17	67-66-3	
Chloromethane	ND	ug/kg	14.7	6.2	1	07/20/21 12:19	07/20/21 15:17	74-87-3	L1
2-Chlorotoluene	ND	ug/kg	7.4	2.6	1	07/20/21 12:19	07/20/21 15:17	95-49-8	
4-Chlorotoluene	ND	ug/kg	7.4	1.3	1	07/20/21 12:19	07/20/21 15:17	106-43-4	
1,2-Dibromo-3-chloropropane	ND	ug/kg	7.4	2.9	1	07/20/21 12:19	07/20/21 15:17	96-12-8	
Dibromochloromethane	ND	ug/kg	7.4	4.1	1	07/20/21 12:19	07/20/21 15:17	124-48-1	
1,2-Dibromoethane (EDB)	ND	ug/kg	7.4	3.2	1	07/20/21 12:19	07/20/21 15:17	106-93-4	
Dibromomethane	ND	ug/kg	7.4	1.6	1	07/20/21 12:19	07/20/21 15:17	74-95-3	
1,2-Dichlorobenzene	ND	ug/kg	7.4	2.7	1	07/20/21 12:19	07/20/21 15:17	95-50-1	
1,3-Dichlorobenzene	ND	ug/kg	7.4	2.3	1	07/20/21 12:19	07/20/21 15:17	541-73-1	
1,4-Dichlorobenzene	ND	ug/kg	7.4	1.9	1	07/20/21 12:19	07/20/21 15:17	106-46-7	
Dichlorodifluoromethane	ND	ug/kg	14.7	3.2	1	07/20/21 12:19	07/20/21 15:17	75-71-8	
1,1-Dichloroethane	ND	ug/kg	7.4	3.0	1	07/20/21 12:19	07/20/21 15:17	75-34-3	
1,2-Dichloroethane	ND	ug/kg	7.4	4.9	1	07/20/21 12:19	07/20/21 15:17	107-06-2	
1,1-Dichloroethene	ND	ug/kg	7.4	3.0	1	07/20/21 12:19	07/20/21 15:17	75-35-4	
cis-1,2-Dichloroethene	ND	ug/kg	7.4	2.5	1	07/20/21 12:19	07/20/21 15:17	156-59-2	
trans-1,2-Dichloroethene	ND	ug/kg	7.4	2.6	1	07/20/21 12:19	07/20/21 15:17	156-60-5	
1,2-Dichloropropane	ND	ug/kg	7.4	2.2	1	07/20/21 12:19	07/20/21 15:17	78-87-5	
1,3-Dichloropropane	ND	ug/kg	7.4	2.3	1	07/20/21 12:19	07/20/21 15:17	142-28-9	
2,2-Dichloropropane	ND	ug/kg	7.4	2.4	1	07/20/21 12:19	07/20/21 15:17	594-20-7	

REPORT OF LABORATORY ANALYSIS

This report shall not be reproduced, except in full,
without the written consent of Pace Analytical Services, LLC.

Pace Analytical Services, LLC
9800 Kincey Ave. Suite 100
Huntersville, NC 28078
(704)875-9092

ANALYTICAL RESULTS

Project: CPC HUNTERSVILLE/ CPC21018
Pace Project No.: 92550088

Sample: AAOO 4-6 **Lab ID: 92550088010** Collected: 07/14/21 15:50 Received: 07/16/21 13:00 Matrix: Solid

Results reported on a "dry weight" basis and are adjusted for percent moisture, sample size and any dilutions.

Parameters	Results	Units	Report Limit	MDL	DF	Prepared	Analyzed	CAS No.	Qual
8260D/5035A/5030B Volatiles	Analytical Method: EPA 8260D Preparation Method: EPA 5035A/5030B Pace Analytical Services - Charlotte								
1,1-Dichloropropene	ND	ug/kg	7.4	3.5	1	07/20/21 12:19	07/20/21 15:17	563-58-6	
cis-1,3-Dichloropropene	ND	ug/kg	7.4	2.0	1	07/20/21 12:19	07/20/21 15:17	10061-01-5	
trans-1,3-Dichloropropene	ND	ug/kg	7.4	2.5	1	07/20/21 12:19	07/20/21 15:17	10061-02-6	
Diisopropyl ether	ND	ug/kg	7.4	2.0	1	07/20/21 12:19	07/20/21 15:17	108-20-3	
Ethylbenzene	**23.2**	ug/kg	7.4	3.4	1	07/20/21 12:19	07/20/21 15:17	100-41-4	
Hexachloro-1,3-butadiene	ND	ug/kg	14.7	12.0	1	07/20/21 12:19	07/20/21 15:17	87-68-3	
2-Hexanone	ND	ug/kg	73.6	7.1	1	07/20/21 12:19	07/20/21 15:17	591-78-6	
Isopropylbenzene (Cumene)	ND	ug/kg	7.4	2.5	1	07/20/21 12:19	07/20/21 15:17	98-82-8	
p-Isopropyltoluene	ND	ug/kg	7.4	3.6	1	07/20/21 12:19	07/20/21 15:17	99-87-6	
Methylene Chloride	ND	ug/kg	29.5	20.2	1	07/20/21 12:19	07/20/21 15:17	75-09-2	IK
4-Methyl-2-pentanone (MIBK)	**16.7J**	ug/kg	73.6	7.1	1	07/20/21 12:19	07/20/21 15:17	108-10-1	
Methyl-tert-butyl ether	ND	ug/kg	7.4	2.8	1	07/20/21 12:19	07/20/21 15:17	1634-04-4	
Naphthalene	**27.0**	ug/kg	7.4	3.9	1	07/20/21 12:19	07/20/21 15:17	91-20-3	
n-Propylbenzene	ND	ug/kg	7.4	2.6	1	07/20/21 12:19	07/20/21 15:17	103-65-1	
Styrene	ND	ug/kg	7.4	1.9	1	07/20/21 12:19	07/20/21 15:17	100-42-5	
1,1,1,2-Tetrachloroethane	ND	ug/kg	7.4	2.8	1	07/20/21 12:19	07/20/21 15:17	630-20-6	
1,1,2,2-Tetrachloroethane	ND	ug/kg	7.4	1.9	1	07/20/21 12:19	07/20/21 15:17	79-34-5	
Tetrachloroethene	ND	ug/kg	7.4	2.3	1	07/20/21 12:19	07/20/21 15:17	127-18-4	
Toluene	**28.6**	ug/kg	7.4	2.1	1	07/20/21 12:19	07/20/21 15:17	108-88-3	
1,2,3-Trichlorobenzene	ND	ug/kg	7.4	6.0	1	07/20/21 12:19	07/20/21 15:17	87-61-6	
1,2,4-Trichlorobenzene	ND	ug/kg	7.4	6.2	1	07/20/21 12:19	07/20/21 15:17	120-82-1	
1,1,1-Trichloroethane	ND	ug/kg	7.4	3.8	1	07/20/21 12:19	07/20/21 15:17	71-55-6	
1,1,2-Trichloroethane	ND	ug/kg	7.4	2.4	1	07/20/21 12:19	07/20/21 15:17	79-00-5	
Trichloroethene	ND	ug/kg	7.4	1.9	1	07/20/21 12:19	07/20/21 15:17	79-01-6	
Trichlorofluoromethane	ND	ug/kg	7.4	4.1	1	07/20/21 12:19	07/20/21 15:17	75-69-4	
1,2,3-Trichloropropane	ND	ug/kg	7.4	3.7	1	07/20/21 12:19	07/20/21 15:17	96-18-4	
1,2,4-Trimethylbenzene	**121**	ug/kg	7.4	2.0	1	07/20/21 12:19	07/20/21 15:17	95-63-6	
1,3,5-Trimethylbenzene	**38.7**	ug/kg	7.4	2.5	1	07/20/21 12:19	07/20/21 15:17	108-67-8	
Vinyl acetate	ND	ug/kg	73.6	5.4	1	07/20/21 12:19	07/20/21 15:17	108-05-4	
Vinyl chloride	ND	ug/kg	14.7	3.7	1	07/20/21 12:19	07/20/21 15:17	75-01-4	
Xylene (Total)	**145**	ug/kg	14.7	4.2	1	07/20/21 12:19	07/20/21 15:17	1330-20-7	
m&p-Xylene	**102**	ug/kg	14.7	5.0	1	07/20/21 12:19	07/20/21 15:17	179601-23-1	
o-Xylene	**43.4**	ug/kg	7.4	3.3	1	07/20/21 12:19	07/20/21 15:17	95-47-6	
Surrogates									
Toluene-d8 (S)	99	%	70-130		1	07/20/21 12:19	07/20/21 15:17	2037-26-5	
4-Bromofluorobenzene (S)	97	%	69-134		1	07/20/21 12:19	07/20/21 15:17	460-00-4	
1,2-Dichloroethane-d4 (S)	97	%	70-130		1	07/20/21 12:19	07/20/21 15:17	17060-07-0	
Percent Moisture	Analytical Method: SW-846 Pace Analytical Services - Charlotte								
Percent Moisture	**18.5**	%	0.10	0.10	1		07/16/21 16:25		N2

REPORT OF LABORATORY ANALYSIS

This report shall not be reproduced, except in full,
without the written consent of Pace Analytical Services, LLC.

Pace Analytical Services, LLC
9800 Kincey Ave. Suite 100
Huntersville, NC 28078
(704)875-9092

ANALYTICAL RESULTS

Project: CPC HUNTERSVILLE/ CPC21018
Pace Project No.: 92550088

Sample: ABOO 0-2 **Lab ID: 92550088011** Collected: 07/14/21 17:00 Received: 07/16/21 13:00 Matrix: Solid

Results reported on a "dry weight" basis and are adjusted for percent moisture, sample size and any dilutions.

Parameters	Results	Units	Report Limit	MDL	DF	Prepared	Analyzed	CAS No.	Qual
VPH NC Soil	Analytical Method: MADEP VPH Preparation Method: MADEP VPH Pace Analytical Services - Charlotte								
Total VPH (C5-C12)	**5.1**	mg/kg	3.5	3.5	1	07/20/21 15:08	07/21/21 00:26		N2
Aliphatic (C05-C08)	ND	mg/kg	3.5	3.5	1	07/20/21 15:08	07/21/21 00:26		N2
Aliphatic(C09-C12) Adjusted	ND	mg/kg	3.5	3.5	1	07/20/21 15:08	07/21/21 00:26		N2
Aromatic (C09-C10)	ND	mg/kg	3.5	3.5	1	07/20/21 15:08	07/21/21 00:26		N2
Surrogates									
4-Bromofluorobenzene (FID) (S)	102	%	70-130		1	07/20/21 15:08	07/21/21 00:26	460-00-4	
4-Bromofluorobenzene (PID) (S)	91	%	70-130		1	07/20/21 15:08	07/21/21 00:26	460-00-4	
8260D/5035A/5030B Volatiles	Analytical Method: EPA 8260D Preparation Method: EPA 5035A/5030B Pace Analytical Services - Charlotte								
Acetone	ND	ug/kg	143	45.8	1	07/20/21 12:19	07/20/21 16:44	67-64-1	
Benzene	ND	ug/kg	7.1	2.8	1	07/20/21 12:19	07/20/21 16:44	71-43-2	
Bromobenzene	ND	ug/kg	7.1	2.3	1	07/20/21 12:19	07/20/21 16:44	108-86-1	
Bromochloromethane	ND	ug/kg	7.1	2.1	1	07/20/21 12:19	07/20/21 16:44	74-97-5	
Bromodichloromethane	ND	ug/kg	7.1	2.8	1	07/20/21 12:19	07/20/21 16:44	75-27-4	
Bromoform	ND	ug/kg	7.1	2.5	1	07/20/21 12:19	07/20/21 16:44	75-25-2	
Bromomethane	ND	ug/kg	14.3	11.3	1	07/20/21 12:19	07/20/21 16:44	74-83-9	IK
2-Butanone (MEK)	ND	ug/kg	143	34.3	1	07/20/21 12:19	07/20/21 16:44	78-93-3	
n-Butylbenzene	ND	ug/kg	7.1	3.4	1	07/20/21 12:19	07/20/21 16:44	104-51-8	
sec-Butylbenzene	ND	ug/kg	7.1	3.1	1	07/20/21 12:19	07/20/21 16:44	135-98-8	
tert-Butylbenzene	ND	ug/kg	7.1	2.5	1	07/20/21 12:19	07/20/21 16:44	98-06-6	
Carbon tetrachloride	ND	ug/kg	7.1	2.7	1	07/20/21 12:19	07/20/21 16:44	56-23-5	
Chlorobenzene	ND	ug/kg	7.1	1.4	1	07/20/21 12:19	07/20/21 16:44	108-90-7	
Chloroethane	ND	ug/kg	14.3	5.5	1	07/20/21 12:19	07/20/21 16:44	75-00-3	IH,L1
Chloroform	ND	ug/kg	7.1	4.3	1	07/20/21 12:19	07/20/21 16:44	67-66-3	
Chloromethane	ND	ug/kg	14.3	6.0	1	07/20/21 12:19	07/20/21 16:44	74-87-3	L1
2-Chlorotoluene	ND	ug/kg	7.1	2.5	1	07/20/21 12:19	07/20/21 16:44	95-49-8	
4-Chlorotoluene	ND	ug/kg	7.1	1.3	1	07/20/21 12:19	07/20/21 16:44	106-43-4	
1,2-Dibromo-3-chloropropane	ND	ug/kg	7.1	2.8	1	07/20/21 12:19	07/20/21 16:44	96-12-8	
Dibromochloromethane	ND	ug/kg	7.1	4.0	1	07/20/21 12:19	07/20/21 16:44	124-48-1	
1,2-Dibromoethane (EDB)	ND	ug/kg	7.1	3.1	1	07/20/21 12:19	07/20/21 16:44	106-93-4	
Dibromomethane	ND	ug/kg	7.1	1.5	1	07/20/21 12:19	07/20/21 16:44	74-95-3	
1,2-Dichlorobenzene	ND	ug/kg	7.1	2.6	1	07/20/21 12:19	07/20/21 16:44	95-50-1	
1,3-Dichlorobenzene	ND	ug/kg	7.1	2.2	1	07/20/21 12:19	07/20/21 16:44	541-73-1	
1,4-Dichlorobenzene	ND	ug/kg	7.1	1.9	1	07/20/21 12:19	07/20/21 16:44	106-46-7	
Dichlorodifluoromethane	ND	ug/kg	14.3	3.1	1	07/20/21 12:19	07/20/21 16:44	75-71-8	
1,1-Dichloroethane	ND	ug/kg	7.1	2.9	1	07/20/21 12:19	07/20/21 16:44	75-34-3	
1,2-Dichloroethane	ND	ug/kg	7.1	4.7	1	07/20/21 12:19	07/20/21 16:44	107-06-2	
1,1-Dichloroethene	ND	ug/kg	7.1	2.9	1	07/20/21 12:19	07/20/21 16:44	75-35-4	
cis-1,2-Dichloroethene	ND	ug/kg	7.1	2.4	1	07/20/21 12:19	07/20/21 16:44	156-59-2	
trans-1,2-Dichloroethene	ND	ug/kg	7.1	2.5	1	07/20/21 12:19	07/20/21 16:44	156-60-5	
1,2-Dichloropropane	ND	ug/kg	7.1	2.1	1	07/20/21 12:19	07/20/21 16:44	78-87-5	
1,3-Dichloropropane	ND	ug/kg	7.1	2.2	1	07/20/21 12:19	07/20/21 16:44	142-28-9	
2,2-Dichloropropane	ND	ug/kg	7.1	2.3	1	07/20/21 12:19	07/20/21 16:44	594-20-7	

REPORT OF LABORATORY ANALYSIS

This report shall not be reproduced, except in full,
without the written consent of Pace Analytical Services, LLC.

Pace Analytical Services, LLC
9800 Kincey Ave. Suite 100
Huntersville, NC 28078
(704)875-9092

ANALYTICAL RESULTS

Project: CPC HUNTERSVILLE/ CPC21018
Pace Project No.: 92550088

Sample: ABOO 0-2 **Lab ID: 92550088011** Collected: 07/14/21 17:00 Received: 07/16/21 13:00 Matrix: Solid

Results reported on a "dry weight" basis and are adjusted for percent moisture, sample size and any dilutions.

Parameters	Results	Units	Report Limit	MDL	DF	Prepared	Analyzed	CAS No.	Qual
8260D/5035A/5030B Volatiles	Analytical Method: EPA 8260D Preparation Method: EPA 5035A/5030B Pace Analytical Services - Charlotte								
1,1-Dichloropropene	ND	ug/kg	7.1	3.4	1	07/20/21 12:19	07/20/21 16:44	563-58-6	
cis-1,3-Dichloropropene	ND	ug/kg	7.1	1.9	1	07/20/21 12:19	07/20/21 16:44	10061-01-5	
trans-1,3-Dichloropropene	ND	ug/kg	7.1	2.5	1	07/20/21 12:19	07/20/21 16:44	10061-02-6	
Diisopropyl ether	ND	ug/kg	7.1	1.9	1	07/20/21 12:19	07/20/21 16:44	108-20-3	
Ethylbenzene	ND	ug/kg	7.1	3.3	1	07/20/21 12:19	07/20/21 16:44	100-41-4	
Hexachloro-1,3-butadiene	ND	ug/kg	14.3	11.7	1	07/20/21 12:19	07/20/21 16:44	87-68-3	
2-Hexanone	ND	ug/kg	71.4	6.9	1	07/20/21 12:19	07/20/21 16:44	591-78-6	
Isopropylbenzene (Cumene)	ND	ug/kg	7.1	2.4	1	07/20/21 12:19	07/20/21 16:44	98-82-8	
p-Isopropyltoluene	**127**	ug/kg	7.1	3.5	1	07/20/21 12:19	07/20/21 16:44	99-87-6	
Methylene Chloride	ND	ug/kg	28.6	19.6	1	07/20/21 12:19	07/20/21 16:44	75-09-2	IK
4-Methyl-2-pentanone (MIBK)	ND	ug/kg	71.4	6.9	1	07/20/21 12:19	07/20/21 16:44	108-10-1	
Methyl-tert-butyl ether	ND	ug/kg	7.1	2.7	1	07/20/21 12:19	07/20/21 16:44	1634-04-4	
Naphthalene	ND	ug/kg	7.1	3.8	1	07/20/21 12:19	07/20/21 16:44	91-20-3	
n-Propylbenzene	ND	ug/kg	7.1	2.5	1	07/20/21 12:19	07/20/21 16:44	103-65-1	
Styrene	ND	ug/kg	7.1	1.9	1	07/20/21 12:19	07/20/21 16:44	100-42-5	
1,1,1,2-Tetrachloroethane	ND	ug/kg	7.1	2.7	1	07/20/21 12:19	07/20/21 16:44	630-20-6	
1,1,2,2-Tetrachloroethane	ND	ug/kg	7.1	1.9	1	07/20/21 12:19	07/20/21 16:44	79-34-5	
Tetrachloroethene	ND	ug/kg	7.1	2.3	1	07/20/21 12:19	07/20/21 16:44	127-18-4	
Toluene	ND	ug/kg	7.1	2.0	1	07/20/21 12:19	07/20/21 16:44	108-88-3	
1,2,3-Trichlorobenzene	ND	ug/kg	7.1	5.8	1	07/20/21 12:19	07/20/21 16:44	87-61-6	
1,2,4-Trichlorobenzene	ND	ug/kg	7.1	6.0	1	07/20/21 12:19	07/20/21 16:44	120-82-1	
1,1,1-Trichloroethane	ND	ug/kg	7.1	3.7	1	07/20/21 12:19	07/20/21 16:44	71-55-6	
1,1,2-Trichloroethane	ND	ug/kg	7.1	2.4	1	07/20/21 12:19	07/20/21 16:44	79-00-5	
Trichloroethene	ND	ug/kg	7.1	1.8	1	07/20/21 12:19	07/20/21 16:44	79-01-6	
Trichlorofluoromethane	ND	ug/kg	7.1	3.9	1	07/20/21 12:19	07/20/21 16:44	75-69-4	
1,2,3-Trichloropropane	ND	ug/kg	7.1	3.6	1	07/20/21 12:19	07/20/21 16:44	96-18-4	
1,2,4-Trimethylbenzene	ND	ug/kg	7.1	2.0	1	07/20/21 12:19	07/20/21 16:44	95-63-6	
1,3,5-Trimethylbenzene	ND	ug/kg	7.1	2.4	1	07/20/21 12:19	07/20/21 16:44	108-67-8	
Vinyl acetate	ND	ug/kg	71.4	5.2	1	07/20/21 12:19	07/20/21 16:44	108-05-4	
Vinyl chloride	ND	ug/kg	14.3	3.6	1	07/20/21 12:19	07/20/21 16:44	75-01-4	
Xylene (Total)	ND	ug/kg	14.3	4.1	1	07/20/21 12:19	07/20/21 16:44	1330-20-7	
m&p-Xylene	ND	ug/kg	14.3	4.9	1	07/20/21 12:19	07/20/21 16:44	179601-23-1	
o-Xylene	ND	ug/kg	7.1	3.2	1	07/20/21 12:19	07/20/21 16:44	95-47-6	
Surrogates									
Toluene-d8 (S)	99	%	70-130		1	07/20/21 12:19	07/20/21 16:44	2037-26-5	
4-Bromofluorobenzene (S)	98	%	69-134		1	07/20/21 12:19	07/20/21 16:44	460-00-4	
1,2-Dichloroethane-d4 (S)	97	%	70-130		1	07/20/21 12:19	07/20/21 16:44	17060-07-0	
Percent Moisture	Analytical Method: SW-846 Pace Analytical Services - Charlotte								
Percent Moisture	**18.3**	%	0.10	0.10	1		07/16/21 17:24		N2

REPORT OF LABORATORY ANALYSIS

This report shall not be reproduced, except in full,
without the written consent of Pace Analytical Services, LLC.

Pace Analytical Services, LLC
9800 Kincey Ave. Suite 100
Huntersville, NC 28078
(704)875-9092

QUALITY CONTROL DATA

Project: CPC HUNTERSVILLE/ CPC21018
Pace Project No.: 92550088

QC Batch: 634625 Analysis Method: MADEP VPH
QC Batch Method: MADEP VPH Analysis Description: VPH NC Soil
Laboratory: Pace Analytical Services - Charlotte
Associated Lab Samples: 92550088001, 92550088003, 92550088004, 92550088006, 92550088007, 92550088008, 92550088009, 92550088010, 92550088011

METHOD BLANK: 3332873 Matrix: Solid
Associated Lab Samples: 92550088001, 92550088003, 92550088004, 92550088006, 92550088007, 92550088008, 92550088009, 92550088010, 92550088011

Parameter	Units	Blank Result	Reporting Limit	MDL	Analyzed	Qualifiers
Aliphatic (C05-C08)	mg/kg	ND	2.5	2.5	07/20/21 18:14	N2
Aromatic (C09-C10)	mg/kg	ND	2.5	2.5	07/20/21 18:14	N2
4-Bromofluorobenzene (FID) (S)	%	96	70-130		07/20/21 18:14	
4-Bromofluorobenzene (PID) (S)	%	89	70-130		07/20/21 18:14	

LABORATORY CONTROL SAMPLE & LCSD: 3332874 3332875

Parameter	Units	Spike Conc.	LCS Result	LCSD Result	LCS % Rec	LCSD % Rec	% Rec Limits	RPD	Max RPD	Qualifiers
Aliphatic (C05-C08)	mg/kg	15.1	16.5	15.1	109	100	70-130	9	25	N2
Aromatic (C09-C10)	mg/kg	5	4.9	5.4	97	107	70-130	10	25	N2
4-Bromofluorobenzene (FID) (S)	%				97	103	70-130			
4-Bromofluorobenzene (PID) (S)	%				86	92	70-130			

Results presented on this page are in the units indicated by the "Units" column except where an alternate unit is presented to the right of the result.

REPORT OF LABORATORY ANALYSIS

This report shall not be reproduced, except in full,
without the written consent of Pace Analytical Services, LLC.

Pace Analytical Services, LLC
9800 Kincey Ave. Suite 100
Huntersville, NC 28078
(704)875-9092

QUALITY CONTROL DATA

Project: CPC HUNTERSVILLE/ CPC21018
Pace Project No.: 92550088

QC Batch: 634904
QC Batch Method: MADEP VPH
Analysis Method: MADEP VPH
Analysis Description: VPH NC Soil
Laboratory: Pace Analytical Services - Charlotte
Associated Lab Samples: 92550088002, 92550088005

METHOD BLANK: 3334052 Matrix: Solid
Associated Lab Samples: 92550088002, 92550088005

Parameter	Units	Blank Result	Reporting Limit	MDL	Analyzed	Qualifiers
Aliphatic (C05-C08)	mg/kg	ND	2.5	2.5	07/21/21 18:56	N2
Aromatic (C09-C10)	mg/kg	ND	2.5	2.5	07/21/21 18:56	N2
4-Bromofluorobenzene (FID) (S)	%	99	70-130		07/21/21 18:56	
4-Bromofluorobenzene (PID) (S)	%	90	70-130		07/21/21 18:56	

LABORATORY CONTROL SAMPLE & LCSD: 3334053 3334054

Parameter	Units	Spike Conc.	LCS Result	LCSD Result	LCS % Rec	LCSD % Rec	% Rec Limits	RPD	Max RPD	Qualifiers
Aliphatic (C05-C08)	mg/kg	15	13.5	13.0	90	86	70-130	4	25	N2
Aromatic (C09-C10)	mg/kg	5	5.1	5.1	103	101	70-130	2	25	N2
4-Bromofluorobenzene (FID) (S)	%				100	99	70-130			
4-Bromofluorobenzene (PID) (S)	%				89	88	70-130			

Results presented on this page are in the units indicated by the "Units" column except where an alternate unit is presented to the right of the result.

REPORT OF LABORATORY ANALYSIS

This report shall not be reproduced, except in full,
without the written consent of Pace Analytical Services, LLC.

Pace Analytical Services, LLC
9800 Kincey Ave. Suite 100
Huntersville, NC 28078
(704)875-9092

QUALITY CONTROL DATA

Project: CPC HUNTERSVILLE/ CPC21018
Pace Project No.: 92550088

QC Batch: 634512
QC Batch Method: EPA 5035A/5030B
Analysis Method: EPA 8260D
Analysis Description: 8260D 5035A 5030B
Laboratory: Pace Analytical Services - Charlotte
Associated Lab Samples: 92550088001, 92550088003

METHOD BLANK: 3332146 Matrix: Solid
Associated Lab Samples: 92550088001, 92550088003

Parameter	Units	Blank Result	Reporting Limit	MDL	Analyzed	Qualifiers
1,1,1,2-Tetrachloroethane	ug/kg	ND	5.0	1.9	07/20/21 12:28	
1,1,1-Trichloroethane	ug/kg	ND	5.0	2.6	07/20/21 12:28	v2
1,1,2,2-Tetrachloroethane	ug/kg	ND	5.0	1.3	07/20/21 12:28	
1,1,2-Trichloroethane	ug/kg	ND	5.0	1.7	07/20/21 12:28	
1,1-Dichloroethane	ug/kg	ND	5.0	2.1	07/20/21 12:28	
1,1-Dichloroethene	ug/kg	ND	5.0	2.1	07/20/21 12:28	
1,1-Dichloropropene	ug/kg	ND	5.0	2.4	07/20/21 12:28	
1,2,3-Trichlorobenzene	ug/kg	ND	5.0	4.0	07/20/21 12:28	
1,2,3-Trichloropropane	ug/kg	ND	5.0	2.5	07/20/21 12:28	
1,2,4-Trichlorobenzene	ug/kg	ND	5.0	4.2	07/20/21 12:28	
1,2,4-Trimethylbenzene	ug/kg	ND	5.0	1.4	07/20/21 12:28	
1,2-Dibromo-3-chloropropane	ug/kg	ND	5.0	1.9	07/20/21 12:28	
1,2-Dibromoethane (EDB)	ug/kg	ND	5.0	2.2	07/20/21 12:28	
1,2-Dichlorobenzene	ug/kg	ND	5.0	1.8	07/20/21 12:28	
1,2-Dichloroethane	ug/kg	ND	5.0	3.3	07/20/21 12:28	v2
1,2-Dichloropropane	ug/kg	ND	5.0	1.5	07/20/21 12:28	
1,3,5-Trimethylbenzene	ug/kg	ND	5.0	1.7	07/20/21 12:28	
1,3-Dichlorobenzene	ug/kg	ND	5.0	1.6	07/20/21 12:28	
1,3-Dichloropropane	ug/kg	ND	5.0	1.6	07/20/21 12:28	
1,4-Dichlorobenzene	ug/kg	ND	5.0	1.3	07/20/21 12:28	
2,2-Dichloropropane	ug/kg	ND	5.0	1.6	07/20/21 12:28	
2-Butanone (MEK)	ug/kg	ND	100	24.0	07/20/21 12:28	
2-Chlorotoluene	ug/kg	ND	5.0	1.8	07/20/21 12:28	
2-Hexanone	ug/kg	ND	50.0	4.8	07/20/21 12:28	
4-Chlorotoluene	ug/kg	ND	5.0	0.88	07/20/21 12:28	
4-Methyl-2-pentanone (MIBK)	ug/kg	ND	50.0	4.8	07/20/21 12:28	
Acetone	ug/kg	ND	100	32.1	07/20/21 12:28	
Benzene	ug/kg	ND	5.0	2.0	07/20/21 12:28	
Bromobenzene	ug/kg	ND	5.0	1.6	07/20/21 12:28	
Bromochloromethane	ug/kg	ND	5.0	1.5	07/20/21 12:28	
Bromodichloromethane	ug/kg	ND	5.0	1.9	07/20/21 12:28	
Bromoform	ug/kg	ND	5.0	1.8	07/20/21 12:28	
Bromomethane	ug/kg	ND	10.0	7.9	07/20/21 12:28	IK
Carbon tetrachloride	ug/kg	ND	5.0	1.9	07/20/21 12:28	
Chlorobenzene	ug/kg	ND	5.0	0.96	07/20/21 12:28	
Chloroethane	ug/kg	ND	10.0	3.9	07/20/21 12:28	
Chloroform	ug/kg	ND	5.0	3.0	07/20/21 12:28	
Chloromethane	ug/kg	ND	10.0	4.2	07/20/21 12:28	
cis-1,2-Dichloroethene	ug/kg	ND	5.0	1.7	07/20/21 12:28	
cis-1,3-Dichloropropene	ug/kg	ND	5.0	1.4	07/20/21 12:28	

Results presented on this page are in the units indicated by the "Units" column except where an alternate unit is presented to the right of the result.

REPORT OF LABORATORY ANALYSIS

This report shall not be reproduced, except in full,
without the written consent of Pace Analytical Services, LLC.

Pace Analytical Services, LLC
9800 Kincey Ave. Suite 100
Huntersville, NC 28078
(704)875-9092

QUALITY CONTROL DATA

Project: CPC HUNTERSVILLE/ CPC21018
Pace Project No.: 92550088

METHOD BLANK: 3332146 Matrix: Solid
Associated Lab Samples: 92550088001, 92550088003

Parameter	Units	Blank Result	Reporting Limit	MDL	Analyzed	Qualifiers
Dibromochloromethane	ug/kg	ND	5.0	2.8	07/20/21 12:28	
Dibromomethane	ug/kg	ND	5.0	1.1	07/20/21 12:28	
Dichlorodifluoromethane	ug/kg	ND	10.0	2.2	07/20/21 12:28	
Diisopropyl ether	ug/kg	ND	5.0	1.4	07/20/21 12:28	v2
Ethylbenzene	ug/kg	ND	5.0	2.3	07/20/21 12:28	
Hexachloro-1,3-butadiene	ug/kg	ND	10.0	8.2	07/20/21 12:28	
Isopropylbenzene (Cumene)	ug/kg	ND	5.0	1.7	07/20/21 12:28	
m&p-Xylene	ug/kg	ND	10.0	3.4	07/20/21 12:28	
Methyl-tert-butyl ether	ug/kg	ND	5.0	1.9	07/20/21 12:28	
Methylene Chloride	ug/kg	ND	20.0	13.7	07/20/21 12:28	
n-Butylbenzene	ug/kg	ND	5.0	2.4	07/20/21 12:28	
n-Propylbenzene	ug/kg	ND	5.0	1.8	07/20/21 12:28	
Naphthalene	ug/kg	ND	5.0	2.6	07/20/21 12:28	
o-Xylene	ug/kg	ND	5.0	2.2	07/20/21 12:28	
p-Isopropyltoluene	ug/kg	ND	5.0	2.5	07/20/21 12:28	
sec-Butylbenzene	ug/kg	ND	5.0	2.2	07/20/21 12:28	
Styrene	ug/kg	ND	5.0	1.3	07/20/21 12:28	
tert-Butylbenzene	ug/kg	ND	5.0	1.8	07/20/21 12:28	
Tetrachloroethene	ug/kg	ND	5.0	1.6	07/20/21 12:28	
Toluene	ug/kg	ND	5.0	1.4	07/20/21 12:28	
trans-1,2-Dichloroethene	ug/kg	ND	5.0	1.8	07/20/21 12:28	
trans-1,3-Dichloropropene	ug/kg	ND	5.0	1.7	07/20/21 12:28	
Trichloroethene	ug/kg	ND	5.0	1.3	07/20/21 12:28	
Trichlorofluoromethane	ug/kg	ND	5.0	2.8	07/20/21 12:28	
Vinyl acetate	ug/kg	ND	50.0	3.6	07/20/21 12:28	
Vinyl chloride	ug/kg	ND	10.0	2.5	07/20/21 12:28	
Xylene (Total)	ug/kg	ND	10.0	2.8	07/20/21 12:28	
1,2-Dichloroethane-d4 (S)	%	101	70-130		07/20/21 12:28	
4-Bromofluorobenzene (S)	%	96	69-134		07/20/21 12:28	
Toluene-d8 (S)	%	97	70-130		07/20/21 12:28	

LABORATORY CONTROL SAMPLE: 3332147

Parameter	Units	Spike Conc.	LCS Result	LCS % Rec	% Rec Limits	Qualifiers
1,1,1,2-Tetrachloroethane	ug/kg	1250	1170	94	70-130	
1,1,1-Trichloroethane	ug/kg	1250	996	80	70-130	v3
1,1,2,2-Tetrachloroethane	ug/kg	1250	1070	86	70-130	
1,1,2-Trichloroethane	ug/kg	1250	1070	85	70-130	
1,1-Dichloroethane	ug/kg	1250	1110	89	70-130	
1,1-Dichloroethene	ug/kg	1250	1100	88	70-130	
1,1-Dichloropropene	ug/kg	1250	1090	87	70-130	
1,2,3-Trichlorobenzene	ug/kg	1250	1280	102	65-130	
1,2,3-Trichloropropane	ug/kg	1250	1110	89	70-130	
1,2,4-Trichlorobenzene	ug/kg	1250	1280	102	68-130	

Results presented on this page are in the units indicated by the "Units" column except where an alternate unit is presented to the right of the result.

REPORT OF LABORATORY ANALYSIS

This report shall not be reproduced, except in full,
without the written consent of Pace Analytical Services, LLC.

Pace Analytical Services, LLC
9800 Kincey Ave. Suite 100
Huntersville, NC 28078
(704)875-9092

QUALITY CONTROL DATA

Project: CPC HUNTERSVILLE/ CPC21018
Pace Project No.: 92550088

LABORATORY CONTROL SAMPLE: 3332147

Parameter	Units	Spike Conc.	LCS Result	LCS % Rec	% Rec Limits	Qualifiers
1,2,4-Trimethylbenzene	ug/kg	1250	1180	94	70-130	
1,2-Dibromo-3-chloropropane	ug/kg	1250	1130	90	70-130	
1,2-Dibromoethane (EDB)	ug/kg	1250	1170	94	70-130	
1,2-Dichlorobenzene	ug/kg	1250	1230	98	70-130	
1,2-Dichloroethane	ug/kg	1250	997	80	63-130	v3
1,2-Dichloropropane	ug/kg	1250	1130	91	70-130	
1,3,5-Trimethylbenzene	ug/kg	1250	1210	97	70-130	
1,3-Dichlorobenzene	ug/kg	1250	1210	96	70-130	
1,3-Dichloropropane	ug/kg	1250	1160	93	70-130	
1,4-Dichlorobenzene	ug/kg	1250	1220	97	70-130	
2,2-Dichloropropane	ug/kg	1250	1010	81	66-130	
2-Butanone (MEK)	ug/kg	2500	2030	81	70-130	
2-Chlorotoluene	ug/kg	1250	1240	99	70-130	
2-Hexanone	ug/kg	2500	2110	84	70-130	
4-Chlorotoluene	ug/kg	1250	1160	93	70-130	
4-Methyl-2-pentanone (MIBK)	ug/kg	2500	2080	83	70-130	
Acetone	ug/kg	2500	2240	90	69-130	
Benzene	ug/kg	1250	1130	90	70-130	
Bromobenzene	ug/kg	1250	1270	102	70-130	
Bromochloromethane	ug/kg	1250	1190	95	70-130	
Bromodichloromethane	ug/kg	1250	1000	80	69-130	
Bromoform	ug/kg	1250	1150	92	70-130	
Bromomethane	ug/kg	1250	1210	97	52-130	IK
Carbon tetrachloride	ug/kg	1250	1110	89	70-130	
Chlorobenzene	ug/kg	1250	1190	96	70-130	
Chloroethane	ug/kg	1250	1180	94	65-130	
Chloroform	ug/kg	1250	1170	94	70-130	
Chloromethane	ug/kg	1250	1000	80	55-130	
cis-1,2-Dichloroethene	ug/kg	1250	1070	85	70-130	
cis-1,3-Dichloropropene	ug/kg	1250	1130	90	70-130	
Dibromochloromethane	ug/kg	1250	1150	92	70-130	
Dibromomethane	ug/kg	1250	1200	96	70-130	
Dichlorodifluoromethane	ug/kg	1250	1060	85	45-156	
Diisopropyl ether	ug/kg	1250	996	80	70-130	v3
Ethylbenzene	ug/kg	1250	1260	101	70-130	
Hexachloro-1,3-butadiene	ug/kg	1250	1300	104	66-130	
Isopropylbenzene (Cumene)	ug/kg	1250	1190	95	70-130	
m&p-Xylene	ug/kg	2500	2320	93	70-130	
Methyl-tert-butyl ether	ug/kg	1250	1060	85	70-130	
Methylene Chloride	ug/kg	1250	1110	89	65-130	
n-Butylbenzene	ug/kg	1250	1270	101	67-130	
n-Propylbenzene	ug/kg	1250	1230	99	70-130	
Naphthalene	ug/kg	1250	1160	93	70-130	
o-Xylene	ug/kg	1250	1190	95	70-130	
p-Isopropyltoluene	ug/kg	1250	1240	99	67-130	
sec-Butylbenzene	ug/kg	1250	1220	98	69-130	
Styrene	ug/kg	1250	1190	95	70-130	

Results presented on this page are in the units indicated by the "Units" column except where an alternate unit is presented to the right of the result.

REPORT OF LABORATORY ANALYSIS

This report shall not be reproduced, except in full,
without the written consent of Pace Analytical Services, LLC.

Pace Analytical Services, LLC
9800 Kincey Ave. Suite 100
Huntersville, NC 28078
(704)875-9092

QUALITY CONTROL DATA

Project: CPC HUNTERSVILLE/ CPC21018
Pace Project No.: 92550088

LABORATORY CONTROL SAMPLE: 3332147

Parameter	Units	Spike Conc.	LCS Result	LCS % Rec	% Rec Limits	Qualifiers
tert-Butylbenzene	ug/kg	1250	1170	93	67-130	
Tetrachloroethene	ug/kg	1250	1130	90	70-130	
Toluene	ug/kg	1250	1100	88	70-130	
trans-1,2-Dichloroethene	ug/kg	1250	1110	89	70-130	
trans-1,3-Dichloropropene	ug/kg	1250	1120	90	68-130	
Trichloroethene	ug/kg	1250	1170	94	70-130	
Trichlorofluoromethane	ug/kg	1250	1060	85	70-130	
Vinyl acetate	ug/kg	2500	2270	91	70-130	
Vinyl chloride	ug/kg	1250	1100	88	61-130	
Xylene (Total)	ug/kg	3750	3510	94	70-130	
1,2-Dichloroethane-d4 (S)	%			89	70-130	
4-Bromofluorobenzene (S)	%			95	69-134	
Toluene-d8 (S)	%			99	70-130	

MATRIX SPIKE & MATRIX SPIKE DUPLICATE: 3332148 3332149

Parameter	Units	92549416008 Result	MS Spike Conc.	MSD Spike Conc.	MS Result	MSD Result	MS % Rec	MSD % Rec	% Rec Limits	RPD	Max RPD	Qual
1,1,1,2-Tetrachloroethane	ug/kg	ND	8670	8670	8380	7740	97	89	70-131	8	30	
1,1,1-Trichloroethane	ug/kg	ND	8670	8670	7410	6990	86	81	65-133	6	30	v3
1,1,2,2-Tetrachloroethane	ug/kg	ND	8670	8670	7500	7010	86	81	66-130	7	30	
1,1,2-Trichloroethane	ug/kg	ND	8670	8670	7780	7230	90	83	66-133	7	30	
1,1-Dichloroethane	ug/kg	ND	8670	8670	8060	7650	93	88	65-130	5	30	
1,1-Dichloroethene	ug/kg	ND	8670	8670	8290	7760	96	90	10-158	7	30	
1,1-Dichloropropene	ug/kg	ND	8670	8670	8220	7670	95	89	68-133	7	30	
1,2,3-Trichlorobenzene	ug/kg	ND	8670	8670	9120	8430	105	97	27-138	8	30	
1,2,3-Trichloropropane	ug/kg	ND	8670	8670	7630	6990	88	81	67-130	9	30	
1,2,4-Trichlorobenzene	ug/kg	ND	8670	8670	9250	8700	106	100	51-134	6	30	
1,2,4-Trimethylbenzene	ug/kg	46600	8670	8670	57800	55500	129	103	63-136	4	30	
1,2-Dibromo-3-chloropropane	ug/kg	ND	8670	8670	7960	7230	92	83	32-130	10	30	
1,2-Dibromoethane (EDB)	ug/kg	ND	8670	8670	8160	7570	94	87	70-130	7	30	
1,2-Dichlorobenzene	ug/kg	ND	8670	8670	8790	8170	101	94	69-130	7	30	
1,2-Dichloroethane	ug/kg	ND	8670	8670	7100	6610	82	76	59-130	7	30	v3
1,2-Dichloropropane	ug/kg	ND	8670	8670	8290	7500	96	87	70-130	10	30	
1,3,5-Trimethylbenzene	ug/kg	13900	8670	8670	23700	22900	113	104	65-137	3	30	
1,3-Dichlorobenzene	ug/kg	ND	8670	8670	9040	8210	104	95	70-130	10	30	
1,3-Dichloropropane	ug/kg	ND	8670	8670	8410	7600	97	88	70-130	10	30	
1,4-Dichlorobenzene	ug/kg	ND	8670	8670	8850	8070	102	93	68-130	9	30	
2,2-Dichloropropane	ug/kg	ND	8670	8670	6910	6400	80	74	32-130	8	30	
2-Butanone (MEK)	ug/kg	ND	17400	17400	15400	14100	89	81	10-136	9	30	
2-Chlorotoluene	ug/kg	ND	8670	8670	10500	9940	122	115	69-141	6	30	
2-Hexanone	ug/kg	ND	17400	17400	15200	13700	88	79	10-144	11	30	
4-Chlorotoluene	ug/kg	ND	8670	8670	8600	7970	99	92	70-132	8	30	
4-Methyl-2-pentanone (MIBK)	ug/kg	1520	17400	17400	15800	14300	83	74	25-143	10	30	

Results presented on this page are in the units indicated by the "Units" column except where an alternate unit is presented to the right of the result.

REPORT OF LABORATORY ANALYSIS

This report shall not be reproduced, except in full,
without the written consent of Pace Analytical Services, LLC.

Pace Analytical Services, LLC
9800 Kincey Ave. Suite 100
Huntersville, NC 28078
(704)875-9092

QUALITY CONTROL DATA

Project: CPC HUNTERSVILLE/ CPC21018
Pace Project No.: 92550088

MATRIX SPIKE & MATRIX SPIKE DUPLICATE: 3332148 3332149

Parameter	Units	92549416008 Result	MS Spike Conc.	MSD Spike Conc.	MS Result	MSD Result	MS % Rec	MSD % Rec	% Rec Limits	RPD	Max RPD	Qual
Acetone	ug/kg	ND	17400	17400	14700	13200	85	76	10-130	11	30	
Benzene	ug/kg	1250	8670	8670	9410	8810	94	87	67-130	7	30	
Bromobenzene	ug/kg	ND	8670	8670	9220	8480	106	98	70-130	8	30	
Bromochloromethane	ug/kg	ND	8670	8670	8350	7760	96	90	69-134	7	30	
Bromodichloromethane	ug/kg	ND	8670	8670	7010	6650	81	77	64-130	5	30	
Bromoform	ug/kg	ND	8670	8670	7500	6920	87	80	62-130	8	30	
Bromomethane	ug/kg	ND	8670	8670	7270	6580	84	76	20-176	10	30	IK
Carbon tetrachloride	ug/kg	ND	8670	8670	8130	7640	94	88	65-140	6	30	
Chlorobenzene	ug/kg	ND	8670	8670	8750	8180	101	94	70-130	7	30	
Chloroethane	ug/kg	ND	8670	8670	8690	8450	100	97	10-130	3	30	
Chloroform	ug/kg	ND	8670	8670	8470	7930	98	91	63-130	7	30	
Chloromethane	ug/kg	ND	8670	8670	7350	7140	85	82	58-130	3	30	
cis-1,2-Dichloroethene	ug/kg	ND	8670	8670	7730	7260	89	84	66-130	6	30	
cis-1,3-Dichloropropene	ug/kg	ND	8670	8670	8470	7180	98	83	67-130	16	30	
Dibromochloromethane	ug/kg	ND	8670	8670	7890	7310	91	84	67-130	8	30	
Dibromomethane	ug/kg	ND	8670	8670	8230	7650	95	88	63-131	7	30	
Dichlorodifluoromethane	ug/kg	ND	8670	8670	7570	7430	87	86	44-180	2	30	
Diisopropyl ether	ug/kg	44.0J	8670	8670	6970	6560	80	75	63-130	6	30	v3
Ethylbenzene	ug/kg	14800	8670	8670	24300	23300	109	97	66-130	4	30	
Hexachloro-1,3-butadiene	ug/kg	ND	8670	8670	10500	9390	121	108	64-150	11	30	
Isopropylbenzene (Cumene)	ug/kg	1840	8670	8670	10800	10100	103	96	69-135	6	30	
m&p-Xylene	ug/kg	57700	17400	17400	75000	72900	100	88	60-133	3	30	
Methyl-tert-butyl ether	ug/kg	ND	8670	8670	7190	6740	83	78	65-130	7	30	
Methylene Chloride	ug/kg	ND	8670	8670	7860	7430	91	86	61-130	6	30	
n-Butylbenzene	ug/kg	2470	8670	8670	12700	11900	118	109	65-140	6	30	
n-Propylbenzene	ug/kg	ND	8670	8670	17500	16800	201	194	67-140	4	30	M1
Naphthalene	ug/kg	5900	8670	8670	15500	14000	111	93	15-145	10	30	
o-Xylene	ug/kg	24400	8670	8670	33200	32200	102	90	66-133	3	30	
p-Isopropyltoluene	ug/kg	2100	8670	8670	11700	10800	111	101	56-147	8	30	
sec-Butylbenzene	ug/kg	ND	8670	8670	9990	9170	115	106	65-139	9	30	
Styrene	ug/kg	723	8670	8670	9220	8520	98	90	70-132	8	30	
tert-Butylbenzene	ug/kg	ND	8670	8670	9400	8600	108	99	62-135	9	30	
Tetrachloroethene	ug/kg	ND	8670	8670	8600	7970	99	92	70-135	8	30	
Toluene	ug/kg	27200	8670	8670	35400	34800	95	87	67-130	2	30	
trans-1,2-Dichloroethene	ug/kg	ND	8670	8670	8130	7730	94	89	69-130	5	30	
trans-1,3-Dichloropropene	ug/kg	ND	8670	8670	7490	6900	86	80	62-130	8	30	
Trichloroethene	ug/kg	ND	8670	8670	8670	8000	100	92	70-135	8	30	
Trichlorofluoromethane	ug/kg	ND	8670	8670	7920	7550	91	87	10-130	5	30	
Vinyl acetate	ug/kg	ND	17400	17400	15300	14200	88	82	53-130	7	30	
Vinyl chloride	ug/kg	ND	8670	8670	8240	8070	95	93	61-148	2	30	
Xylene (Total)	ug/kg	82100	26000	26000	108000	105000	100	89	63-132	3	30	
1,2-Dichloroethane-d4 (S)	%						95	97	70-130			
4-Bromofluorobenzene (S)	%						96	96	69-134			
Toluene-d8 (S)	%						97	97	70-130			

Results presented on this page are in the units indicated by the "Units" column except where an alternate unit is presented to the right of the result.

REPORT OF LABORATORY ANALYSIS

This report shall not be reproduced, except in full,
without the written consent of Pace Analytical Services, LLC.

Pace Analytical Services, LLC
9800 Kincey Ave. Suite 100
Huntersville, NC 28078
(704)875-9092

QUALITY CONTROL DATA

Project: CPC HUNTERSVILLE/ CPC21018
Pace Project No.: 92550088

QC Batch: 634547 Analysis Method: EPA 8260D
QC Batch Method: EPA 5035A/5030B Analysis Description: 8260D 5035A 5030B
Laboratory: Pace Analytical Services - Charlotte
Associated Lab Samples: 92550088005, 92550088006, 92550088007, 92550088008, 92550088009, 92550088010, 92550088011

METHOD BLANK: 3332336 Matrix: Solid
Associated Lab Samples: 92550088005, 92550088006, 92550088007, 92550088008, 92550088009, 92550088010, 92550088011

Parameter	Units	Blank Result	Reporting Limit	MDL	Analyzed	Qualifiers
1,1,1,2-Tetrachloroethane	ug/kg	ND	5.0	1.9	07/20/21 13:15	
1,1,1-Trichloroethane	ug/kg	ND	5.0	2.6	07/20/21 13:15	
1,1,2,2-Tetrachloroethane	ug/kg	ND	5.0	1.3	07/20/21 13:15	
1,1,2-Trichloroethane	ug/kg	ND	5.0	1.7	07/20/21 13:15	
1,1-Dichloroethane	ug/kg	ND	5.0	2.1	07/20/21 13:15	
1,1-Dichloroethene	ug/kg	ND	5.0	2.1	07/20/21 13:15	
1,1-Dichloropropene	ug/kg	ND	5.0	2.4	07/20/21 13:15	
1,2,3-Trichlorobenzene	ug/kg	ND	5.0	4.0	07/20/21 13:15	
1,2,3-Trichloropropane	ug/kg	ND	5.0	2.5	07/20/21 13:15	
1,2,4-Trichlorobenzene	ug/kg	ND	5.0	4.2	07/20/21 13:15	
1,2,4-Trimethylbenzene	ug/kg	ND	5.0	1.4	07/20/21 13:15	
1,2-Dibromo-3-chloropropane	ug/kg	ND	5.0	1.9	07/20/21 13:15	
1,2-Dibromoethane (EDB)	ug/kg	ND	5.0	2.2	07/20/21 13:15	
1,2-Dichlorobenzene	ug/kg	ND	5.0	1.8	07/20/21 13:15	
1,2-Dichloroethane	ug/kg	ND	5.0	3.3	07/20/21 13:15	
1,2-Dichloropropane	ug/kg	ND	5.0	1.5	07/20/21 13:15	
1,3,5-Trimethylbenzene	ug/kg	ND	5.0	1.7	07/20/21 13:15	
1,3-Dichlorobenzene	ug/kg	ND	5.0	1.6	07/20/21 13:15	
1,3-Dichloropropane	ug/kg	ND	5.0	1.6	07/20/21 13:15	
1,4-Dichlorobenzene	ug/kg	ND	5.0	1.3	07/20/21 13:15	
2,2-Dichloropropane	ug/kg	ND	5.0	1.6	07/20/21 13:15	
2-Butanone (MEK)	ug/kg	ND	100	24.0	07/20/21 13:15	
2-Chlorotoluene	ug/kg	ND	5.0	1.8	07/20/21 13:15	
2-Hexanone	ug/kg	ND	50.0	4.8	07/20/21 13:15	
4-Chlorotoluene	ug/kg	ND	5.0	0.88	07/20/21 13:15	
4-Methyl-2-pentanone (MIBK)	ug/kg	ND	50.0	4.8	07/20/21 13:15	
Acetone	ug/kg	ND	100	32.1	07/20/21 13:15	
Benzene	ug/kg	ND	5.0	2.0	07/20/21 13:15	
Bromobenzene	ug/kg	ND	5.0	1.6	07/20/21 13:15	
Bromochloromethane	ug/kg	ND	5.0	1.5	07/20/21 13:15	
Bromodichloromethane	ug/kg	ND	5.0	1.9	07/20/21 13:15	
Bromoform	ug/kg	ND	5.0	1.8	07/20/21 13:15	
Bromomethane	ug/kg	ND	10.0	7.9	07/20/21 13:15	IK
Carbon tetrachloride	ug/kg	ND	5.0	1.9	07/20/21 13:15	
Chlorobenzene	ug/kg	ND	5.0	0.96	07/20/21 13:15	
Chloroethane	ug/kg	ND	10.0	3.9	07/20/21 13:15	IH
Chloroform	ug/kg	ND	5.0	3.0	07/20/21 13:15	
Chloromethane	ug/kg	ND	10.0	4.2	07/20/21 13:15	
cis-1,2-Dichloroethene	ug/kg	ND	5.0	1.7	07/20/21 13:15	
cis-1,3-Dichloropropene	ug/kg	ND	5.0	1.4	07/20/21 13:15	

Results presented on this page are in the units indicated by the "Units" column except where an alternate unit is presented to the right of the result.

REPORT OF LABORATORY ANALYSIS

This report shall not be reproduced, except in full,
without the written consent of Pace Analytical Services, LLC.

Pace Analytical Services, LLC
9800 Kincey Ave. Suite 100
Huntersville, NC 28078
(704)875-9092

QUALITY CONTROL DATA

Project: CPC HUNTERSVILLE/ CPC21018
Pace Project No.: 92550088

METHOD BLANK: 3332336 Matrix: Solid
Associated Lab Samples: 92550088005, 92550088006, 92550088007, 92550088008, 92550088009, 92550088010, 92550088011

Parameter	Units	Blank Result	Reporting Limit	MDL	Analyzed	Qualifiers
Dibromochloromethane	ug/kg	ND	5.0	2.8	07/20/21 13:15	
Dibromomethane	ug/kg	ND	5.0	1.1	07/20/21 13:15	
Dichlorodifluoromethane	ug/kg	ND	10.0	2.2	07/20/21 13:15	
Diisopropyl ether	ug/kg	ND	5.0	1.4	07/20/21 13:15	
Ethylbenzene	ug/kg	ND	5.0	2.3	07/20/21 13:15	
Hexachloro-1,3-butadiene	ug/kg	ND	10.0	8.2	07/20/21 13:15	
Isopropylbenzene (Cumene)	ug/kg	ND	5.0	1.7	07/20/21 13:15	
m&p-Xylene	ug/kg	ND	10.0	3.4	07/20/21 13:15	
Methyl-tert-butyl ether	ug/kg	ND	5.0	1.9	07/20/21 13:15	
Methylene Chloride	ug/kg	ND	20.0	13.7	07/20/21 13:15	IK
n-Butylbenzene	ug/kg	ND	5.0	2.4	07/20/21 13:15	
n-Propylbenzene	ug/kg	ND	5.0	1.8	07/20/21 13:15	
Naphthalene	ug/kg	ND	5.0	2.6	07/20/21 13:15	
o-Xylene	ug/kg	ND	5.0	2.2	07/20/21 13:15	
p-Isopropyltoluene	ug/kg	ND	5.0	2.5	07/20/21 13:15	
sec-Butylbenzene	ug/kg	ND	5.0	2.2	07/20/21 13:15	
Styrene	ug/kg	ND	5.0	1.3	07/20/21 13:15	
tert-Butylbenzene	ug/kg	ND	5.0	1.8	07/20/21 13:15	
Tetrachloroethene	ug/kg	ND	5.0	1.6	07/20/21 13:15	
Toluene	ug/kg	ND	5.0	1.4	07/20/21 13:15	
trans-1,2-Dichloroethene	ug/kg	ND	5.0	1.8	07/20/21 13:15	
trans-1,3-Dichloropropene	ug/kg	ND	5.0	1.7	07/20/21 13:15	
Trichloroethene	ug/kg	ND	5.0	1.3	07/20/21 13:15	
Trichlorofluoromethane	ug/kg	ND	5.0	2.8	07/20/21 13:15	
Vinyl acetate	ug/kg	ND	50.0	3.6	07/20/21 13:15	
Vinyl chloride	ug/kg	ND	10.0	2.5	07/20/21 13:15	
Xylene (Total)	ug/kg	ND	10.0	2.8	07/20/21 13:15	
1,2-Dichloroethane-d4 (S)	%	105	70-130		07/20/21 13:15	
4-Bromofluorobenzene (S)	%	96	69-134		07/20/21 13:15	
Toluene-d8 (S)	%	100	70-130		07/20/21 13:15	

LABORATORY CONTROL SAMPLE: 3332337

Parameter	Units	Spike Conc.	LCS Result	LCS % Rec	% Rec Limits	Qualifiers
1,1,1,2-Tetrachloroethane	ug/kg	1250	1330	107	70-130	
1,1,1-Trichloroethane	ug/kg	1250	1480	118	70-130	
1,1,2,2-Tetrachloroethane	ug/kg	1250	1250	100	70-130	
1,1,2-Trichloroethane	ug/kg	1250	1300	104	70-130	
1,1-Dichloroethane	ug/kg	1250	1300	104	70-130	
1,1-Dichloroethene	ug/kg	1250	1600	128	70-130	
1,1-Dichloropropene	ug/kg	1250	1260	101	70-130	
1,2,3-Trichlorobenzene	ug/kg	1250	1300	104	65-130	
1,2,3-Trichloropropane	ug/kg	1250	1250	100	70-130	
1,2,4-Trichlorobenzene	ug/kg	1250	1330	106	68-130	

Results presented on this page are in the units indicated by the "Units" column except where an alternate unit is presented to the right of the result.

REPORT OF LABORATORY ANALYSIS

This report shall not be reproduced, except in full,
without the written consent of Pace Analytical Services, LLC.

Pace Analytical Services, LLC
9800 Kincey Ave. Suite 100
Huntersville, NC 28078
(704)875-9092

QUALITY CONTROL DATA

Project: CPC HUNTERSVILLE/ CPC21018
Pace Project No.: 92550088

LABORATORY CONTROL SAMPLE: 3332337

Parameter	Units	Spike Conc.	LCS Result	LCS % Rec	% Rec Limits	Qualifiers
1,2,4-Trimethylbenzene	ug/kg	1250	1290	103	70-130	
1,2-Dibromo-3-chloropropane	ug/kg	1250	1430	114	70-130	
1,2-Dibromoethane (EDB)	ug/kg	1250	1270	101	70-130	
1,2-Dichlorobenzene	ug/kg	1250	1300	104	70-130	
1,2-Dichloroethane	ug/kg	1250	1410	113	63-130	
1,2-Dichloropropane	ug/kg	1250	1270	102	70-130	
1,3,5-Trimethylbenzene	ug/kg	1250	1350	108	70-130	
1,3-Dichlorobenzene	ug/kg	1250	1300	104	70-130	
1,3-Dichloropropane	ug/kg	1250	1280	102	70-130	
1,4-Dichlorobenzene	ug/kg	1250	1480	118	70-130	
2,2-Dichloropropane	ug/kg	1250	1340	107	66-130	
2-Butanone (MEK)	ug/kg	2500	2610	104	70-130	
2-Chlorotoluene	ug/kg	1250	1280	102	70-130	
2-Hexanone	ug/kg	2500	2670	107	70-130	
4-Chlorotoluene	ug/kg	1250	1450	116	70-130	
4-Methyl-2-pentanone (MIBK)	ug/kg	2500	2530	101	70-130	
Acetone	ug/kg	2500	2920	117	69-130	
Benzene	ug/kg	1250	1280	102	70-130	
Bromobenzene	ug/kg	1250	1470	117	70-130	
Bromochloromethane	ug/kg	1250	1520	122	70-130	
Bromodichloromethane	ug/kg	1250	1360	109	69-130	
Bromoform	ug/kg	1250	1450	116	70-130	
Bromomethane	ug/kg	1250	1550	124	52-130	IK
Carbon tetrachloride	ug/kg	1250	1480	118	70-130	
Chlorobenzene	ug/kg	1250	1260	101	70-130	
Chloroethane	ug/kg	1250	1710	137	65-130	IH,L1
Chloroform	ug/kg	1250	1500	120	70-130	
Chloromethane	ug/kg	1250	1640	131	55-130	L1
cis-1,2-Dichloroethene	ug/kg	1250	1320	106	70-130	
cis-1,3-Dichloropropene	ug/kg	1250	1340	107	70-130	
Dibromochloromethane	ug/kg	1250	1330	106	70-130	
Dibromomethane	ug/kg	1250	1380	110	70-130	
Dichlorodifluoromethane	ug/kg	1250	1580	126	45-156	
Diisopropyl ether	ug/kg	1250	1200	96	70-130	
Ethylbenzene	ug/kg	1250	1440	115	70-130	
Hexachloro-1,3-butadiene	ug/kg	1250	1380	110	66-130	
Isopropylbenzene (Cumene)	ug/kg	1250	1470	117	70-130	
m&p-Xylene	ug/kg	2500	2920	117	70-130	
Methyl-tert-butyl ether	ug/kg	1250	1260	101	70-130	
Methylene Chloride	ug/kg	1250	1520	122	65-130	IK
n-Butylbenzene	ug/kg	1250	1300	104	67-130	
n-Propylbenzene	ug/kg	1250	1470	118	70-130	
Naphthalene	ug/kg	1250	1300	104	70-130	
o-Xylene	ug/kg	1250	1430	115	70-130	
p-Isopropyltoluene	ug/kg	1250	1360	108	67-130	
sec-Butylbenzene	ug/kg	1250	1290	104	69-130	
Styrene	ug/kg	1250	1420	114	70-130	

Results presented on this page are in the units indicated by the "Units" column except where an alternate unit is presented to the right of the result.

REPORT OF LABORATORY ANALYSIS

This report shall not be reproduced, except in full,
without the written consent of Pace Analytical Services, LLC.

Pace Analytical Services, LLC
9800 Kincey Ave. Suite 100
Huntersville, NC 28078
(704)875-9092

QUALITY CONTROL DATA

Project: CPC HUNTERSVILLE/ CPC21018
Pace Project No.: 92550088

LABORATORY CONTROL SAMPLE: 3332337

Parameter	Units	Spike Conc.	LCS Result	LCS % Rec	% Rec Limits	Qualifiers
tert-Butylbenzene	ug/kg	1250	1370	109	67-130	
Tetrachloroethene	ug/kg	1250	1360	109	70-130	
Toluene	ug/kg	1250	1460	117	70-130	
trans-1,2-Dichloroethene	ug/kg	1250	1570	125	70-130	
trans-1,3-Dichloropropene	ug/kg	1250	1330	107	68-130	
Trichloroethene	ug/kg	1250	1320	106	70-130	
Trichlorofluoromethane	ug/kg	1250	1320	105	70-130	
Vinyl acetate	ug/kg	2500	2660	106	70-130	
Vinyl chloride	ug/kg	1250	1450	116	61-130	
Xylene (Total)	ug/kg	3750	4350	116	70-130	
1,2-Dichloroethane-d4 (S)	%			96	70-130	
4-Bromofluorobenzene (S)	%			102	69-134	
Toluene-d8 (S)	%			100	70-130	

MATRIX SPIKE SAMPLE: 3332339

Parameter	Units	92550088006 Result	Spike Conc.	MS Result	MS % Rec	% Rec Limits	Qualifiers
1,1,1,2-Tetrachloroethane	ug/kg	ND	546	561	103	70-131	
1,1,1-Trichloroethane	ug/kg	ND	546	647	119	65-133	
1,1,2,2-Tetrachloroethane	ug/kg	ND	546	492	90	66-130	
1,1,2-Trichloroethane	ug/kg	ND	546	505	92	66-133	
1,1-Dichloroethane	ug/kg	ND	546	537	98	65-130	
1,1-Dichloroethene	ug/kg	ND	546	741	136	10-158	
1,1-Dichloropropene	ug/kg	ND	546	566	104	68-133	
1,2,3-Trichlorobenzene	ug/kg	ND	546	603	110	27-138	
1,2,3-Trichloropropane	ug/kg	ND	546	466	85	67-130	
1,2,4-Trichlorobenzene	ug/kg	ND	546	646	118	51-134	
1,2,4-Trimethylbenzene	ug/kg	21.6	546	647	115	63-136	
1,2-Dibromo-3-chloropropane	ug/kg	ND	546	567	104	32-130	
1,2-Dibromoethane (EDB)	ug/kg	ND	546	533	98	70-130	
1,2-Dichlorobenzene	ug/kg	ND	546	581	106	69-130	
1,2-Dichloroethane	ug/kg	ND	546	559	102	59-130	
1,2-Dichloropropane	ug/kg	ND	546	527	96	70-130	
1,3,5-Trimethylbenzene	ug/kg	ND	546	655	120	65-137	
1,3-Dichlorobenzene	ug/kg	ND	546	588	108	70-130	
1,3-Dichloropropane	ug/kg	ND	546	532	97	70-130	
1,4-Dichlorobenzene	ug/kg	ND	546	670	123	68-130	
2,2-Dichloropropane	ug/kg	ND	546	536	98	32-130	
2-Butanone (MEK)	ug/kg	ND	1090	788	72	10-136	
2-Chlorotoluene	ug/kg	ND	546	598	109	69-141	
2-Hexanone	ug/kg	ND	1090	974	89	10-144	
4-Chlorotoluene	ug/kg	ND	546	662	121	70-132	
4-Methyl-2-pentanone (MIBK)	ug/kg	ND	1090	897	82	25-143	
Acetone	ug/kg	ND	1090	847	77	10-130	
Benzene	ug/kg	4.2J	546	568	103	67-130	

Results presented on this page are in the units indicated by the "Units" column except where an alternate unit is presented to the right of the result.

REPORT OF LABORATORY ANALYSIS

This report shall not be reproduced, except in full,
without the written consent of Pace Analytical Services, LLC.

Pace Analytical Services, LLC
9800 Kincey Ave. Suite 100
Huntersville, NC 28078
(704)875-9092

QUALITY CONTROL DATA

Project: CPC HUNTERSVILLE/ CPC21018
Pace Project No.: 92550088

MATRIX SPIKE SAMPLE: 3332339

Parameter	Units	92550088006 Result	Spike Conc.	MS Result	MS % Rec	% Rec Limits	Qualifiers
Bromobenzene	ug/kg	ND	546	665	122	70-130	
Bromochloromethane	ug/kg	ND	546	622	114	69-134	
Bromodichloromethane	ug/kg	ND	546	523	96	64-130	
Bromoform	ug/kg	ND	546	496	91	62-130	
Bromomethane	ug/kg	ND	546	183	33	20-176	IK
Carbon tetrachloride	ug/kg	ND	546	645	118	65-140	
Chlorobenzene	ug/kg	ND	546	566	104	70-130	
Chloroethane	ug/kg	ND	546	120	22	10-130	IH
Chloroform	ug/kg	ND	546	636	116	63-130	
Chloromethane	ug/kg	ND	546	696	127	58-130	
cis-1,2-Dichloroethene	ug/kg	ND	546	561	103	66-130	
cis-1,3-Dichloropropene	ug/kg	ND	546	531	97	67-130	
Dibromochloromethane	ug/kg	ND	546	518	95	67-130	
Dibromomethane	ug/kg	ND	546	551	101	63-131	
Dichlorodifluoromethane	ug/kg	ND	546	664	122	44-180	
Diisopropyl ether	ug/kg	ND	546	501	92	63-130	
Ethylbenzene	ug/kg	7.8	546	673	122	66-130	
Hexachloro-1,3-butadiene	ug/kg	ND	546	670	123	64-150	
Isopropylbenzene (Cumene)	ug/kg	ND	546	660	121	69-135	
m&p-Xylene	ug/kg	28.2	1090	1390	124	60-133	
Methyl-tert-butyl ether	ug/kg	ND	546	544	100	65-130	
Methylene Chloride	ug/kg	ND	546	651	119	61-130	IK
n-Butylbenzene	ug/kg	ND	546	635	116	65-140	
n-Propylbenzene	ug/kg	ND	546	697	128	67-140	
Naphthalene	ug/kg	10.2	546	599	108	15-145	
o-Xylene	ug/kg	15.8	546	658	118	66-133	
p-Isopropyltoluene	ug/kg	ND	546	650	119	56-147	
sec-Butylbenzene	ug/kg	ND	546	619	113	65-139	
Styrene	ug/kg	ND	546	604	111	70-132	
tert-Butylbenzene	ug/kg	ND	546	652	119	62-135	
Tetrachloroethene	ug/kg	ND	546	643	118	70-135	
Toluene	ug/kg	27.7	546	672	118	67-130	
trans-1,2-Dichloroethene	ug/kg	ND	546	696	127	69-130	
trans-1,3-Dichloropropene	ug/kg	ND	546	492	90	62-130	
Trichloroethene	ug/kg	ND	546	588	108	70-135	
Trichlorofluoromethane	ug/kg	ND	546	202	37	10-130	
Vinyl acetate	ug/kg	ND	1090	976	89	53-130	
Vinyl chloride	ug/kg	ND	546	590	108	61-148	
Xylene (Total)	ug/kg	43.9	1640	2050	122	63-132	
1,2-Dichloroethane-d4 (S)	%				100	70-130	
4-Bromofluorobenzene (S)	%				99	69-134	
Toluene-d8 (S)	%				97	70-130	

Results presented on this page are in the units indicated by the "Units" column except where an alternate unit is presented to the right of the result.

REPORT OF LABORATORY ANALYSIS

This report shall not be reproduced, except in full,
without the written consent of Pace Analytical Services, LLC.

Pace Analytical Services, LLC
9800 Kincey Ave. Suite 100
Huntersville, NC 28078
(704)875-9092

QUALITY CONTROL DATA

Project: CPC HUNTERSVILLE/ CPC21018
Pace Project No.: 92550088

SAMPLE DUPLICATE: 3332338

Parameter	Units	92550088005 Result	Dup Result	RPD	Max RPD	Qualifiers
1,1,1,2-Tetrachloroethane	ug/kg	ND	ND		30	
1,1,1-Trichloroethane	ug/kg	ND	ND		30	
1,1,2,2-Tetrachloroethane	ug/kg	ND	ND		30	
1,1,2-Trichloroethane	ug/kg	ND	ND		30	
1,1-Dichloroethane	ug/kg	ND	ND		30	
1,1-Dichloroethene	ug/kg	ND	ND		30	
1,1-Dichloropropene	ug/kg	ND	ND		30	
1,2,3-Trichlorobenzene	ug/kg	ND	ND		30	
1,2,3-Trichloropropane	ug/kg	ND	ND		30	
1,2,4-Trichlorobenzene	ug/kg	ND	ND		30	
1,2,4-Trimethylbenzene	ug/kg	41.7	44.8	7	30	
1,2-Dibromo-3-chloropropane	ug/kg	ND	ND		30	
1,2-Dibromoethane (EDB)	ug/kg	ND	ND		30	
1,2-Dichlorobenzene	ug/kg	ND	ND		30	
1,2-Dichloroethane	ug/kg	ND	ND		30	
1,2-Dichloropropane	ug/kg	ND	ND		30	
1,3,5-Trimethylbenzene	ug/kg	ND	ND		30	
1,3-Dichlorobenzene	ug/kg	ND	ND		30	
1,3-Dichloropropane	ug/kg	ND	ND		30	
1,4-Dichlorobenzene	ug/kg	ND	ND		30	
2,2-Dichloropropane	ug/kg	ND	ND		30	
2-Butanone (MEK)	ug/kg	ND	ND		30	
2-Chlorotoluene	ug/kg	ND	ND		30	
2-Hexanone	ug/kg	ND	ND		30	
4-Chlorotoluene	ug/kg	ND	ND		30	
4-Methyl-2-pentanone (MIBK)	ug/kg	ND	ND		30	
Acetone	ug/kg	ND	ND		30	
Benzene	ug/kg	12.6	13.1	4	30	
Bromobenzene	ug/kg	ND	ND		30	
Bromochloromethane	ug/kg	ND	ND		30	
Bromodichloromethane	ug/kg	ND	ND		30	
Bromoform	ug/kg	ND	ND		30	
Bromomethane	ug/kg	ND	ND		30	IK
Carbon tetrachloride	ug/kg	ND	ND		30	
Chlorobenzene	ug/kg	ND	ND		30	
Chloroethane	ug/kg	ND	ND		30	IH
Chloroform	ug/kg	ND	ND		30	
Chloromethane	ug/kg	ND	ND		30	
cis-1,2-Dichloroethene	ug/kg	ND	ND		30	
cis-1,3-Dichloropropene	ug/kg	ND	ND		30	
Dibromochloromethane	ug/kg	ND	ND		30	
Dibromomethane	ug/kg	ND	ND		30	
Dichlorodifluoromethane	ug/kg	ND	ND		30	
Diisopropyl ether	ug/kg	ND	ND		30	
Ethylbenzene	ug/kg	47.1	44.9	5	30	
Hexachloro-1,3-butadiene	ug/kg	ND	ND		30	
Isopropylbenzene (Cumene)	ug/kg	ND	ND		30	

Results presented on this page are in the units indicated by the "Units" column except where an alternate unit is presented to the right of the result.

REPORT OF LABORATORY ANALYSIS

This report shall not be reproduced, except in full,
without the written consent of Pace Analytical Services, LLC.

Pace Analytical Services, LLC
9800 Kincey Ave. Suite 100
Huntersville, NC 28078
(704)875-9092

QUALITY CONTROL DATA

Project: CPC HUNTERSVILLE/ CPC21018
Pace Project No.: 92550088

SAMPLE DUPLICATE: 3332338

Parameter	Units	92550088005 Result	Dup Result	RPD	Max RPD	Qualifiers
m&p-Xylene	ug/kg	181	184	2	30	
Methyl-tert-butyl ether	ug/kg	ND	ND		30	
Methylene Chloride	ug/kg	ND	ND		30	IK
n-Butylbenzene	ug/kg	ND	ND		30	
n-Propylbenzene	ug/kg	ND	ND		30	
Naphthalene	ug/kg	6.1J	5.4J		30	
o-Xylene	ug/kg	61.2	62.5	2	30	
p-Isopropyltoluene	ug/kg	8.1	8.4	5	30	
sec-Butylbenzene	ug/kg	ND	ND		30	
Styrene	ug/kg	ND	ND		30	
tert-Butylbenzene	ug/kg	ND	ND		30	
Tetrachloroethene	ug/kg	ND	ND		30	
Toluene	ug/kg	164	174	6	30	
trans-1,2-Dichloroethene	ug/kg	ND	ND		30	
trans-1,3-Dichloropropene	ug/kg	ND	ND		30	
Trichloroethene	ug/kg	ND	ND		30	
Trichlorofluoromethane	ug/kg	ND	ND		30	
Vinyl acetate	ug/kg	ND	ND		30	
Vinyl chloride	ug/kg	ND	ND		30	
Xylene (Total)	ug/kg	242	246	2	30	
1,2-Dichloroethane-d4 (S)	%	96	98			
4-Bromofluorobenzene (S)	%	93	95			
Toluene-d8 (S)	%	100	100			

Results presented on this page are in the units indicated by the "Units" column except where an alternate unit is presented to the right of the result.

REPORT OF LABORATORY ANALYSIS

This report shall not be reproduced, except in full,
without the written consent of Pace Analytical Services, LLC.

Pace Analytical Services, LLC
9800 Kincey Ave. Suite 100
Huntersville, NC 28078
(704)875-9092

QUALITY CONTROL DATA

Project: CPC HUNTERSVILLE/ CPC21018
Pace Project No.: 92550088

QC Batch: 634874
QC Batch Method: EPA 5035A/5030B
Analysis Method: EPA 8260D
Analysis Description: 8260D 5035A 5030B
Laboratory: Pace Analytical Services - Charlotte
Associated Lab Samples: 92550088002, 92550088004

METHOD BLANK: 3333865 Matrix: Solid
Associated Lab Samples: 92550088002, 92550088004

Parameter	Units	Blank Result	Reporting Limit	MDL	Analyzed	Qualifiers
1,1,1,2-Tetrachloroethane	ug/kg	ND	5.0	1.9	07/21/21 21:25	
1,1,1-Trichloroethane	ug/kg	ND	5.0	2.6	07/21/21 21:25	
1,1,2,2-Tetrachloroethane	ug/kg	ND	5.0	1.3	07/21/21 21:25	
1,1,2-Trichloroethane	ug/kg	ND	5.0	1.7	07/21/21 21:25	
1,1-Dichloroethane	ug/kg	ND	5.0	2.1	07/21/21 21:25	
1,1-Dichloroethene	ug/kg	ND	5.0	2.1	07/21/21 21:25	
1,1-Dichloropropene	ug/kg	ND	5.0	2.4	07/21/21 21:25	v2
1,2,3-Trichlorobenzene	ug/kg	ND	5.0	4.0	07/21/21 21:25	
1,2,3-Trichloropropane	ug/kg	ND	5.0	2.5	07/21/21 21:25	
1,2,4-Trichlorobenzene	ug/kg	ND	5.0	4.2	07/21/21 21:25	
1,2,4-Trimethylbenzene	ug/kg	ND	5.0	1.4	07/21/21 21:25	
1,2-Dibromo-3-chloropropane	ug/kg	ND	5.0	1.9	07/21/21 21:25	
1,2-Dibromoethane (EDB)	ug/kg	ND	5.0	2.2	07/21/21 21:25	
1,2-Dichlorobenzene	ug/kg	ND	5.0	1.8	07/21/21 21:25	
1,2-Dichloroethane	ug/kg	ND	5.0	3.3	07/21/21 21:25	
1,2-Dichloropropane	ug/kg	ND	5.0	1.5	07/21/21 21:25	
1,3,5-Trimethylbenzene	ug/kg	ND	5.0	1.7	07/21/21 21:25	
1,3-Dichlorobenzene	ug/kg	ND	5.0	1.6	07/21/21 21:25	
1,3-Dichloropropane	ug/kg	ND	5.0	1.6	07/21/21 21:25	
1,4-Dichlorobenzene	ug/kg	ND	5.0	1.3	07/21/21 21:25	
2,2-Dichloropropane	ug/kg	ND	5.0	1.6	07/21/21 21:25	v2
2-Butanone (MEK)	ug/kg	ND	100	24.0	07/21/21 21:25	
2-Chlorotoluene	ug/kg	ND	5.0	1.8	07/21/21 21:25	
2-Hexanone	ug/kg	ND	50.0	4.8	07/21/21 21:25	
4-Chlorotoluene	ug/kg	ND	5.0	0.88	07/21/21 21:25	
4-Methyl-2-pentanone (MIBK)	ug/kg	ND	50.0	4.8	07/21/21 21:25	
Acetone	ug/kg	ND	100	32.1	07/21/21 21:25	
Benzene	ug/kg	ND	5.0	2.0	07/21/21 21:25	
Bromobenzene	ug/kg	ND	5.0	1.6	07/21/21 21:25	
Bromochloromethane	ug/kg	ND	5.0	1.5	07/21/21 21:25	
Bromodichloromethane	ug/kg	ND	5.0	1.9	07/21/21 21:25	
Bromoform	ug/kg	ND	5.0	1.8	07/21/21 21:25	
Bromomethane	ug/kg	ND	10.0	7.9	07/21/21 21:25	IK
Carbon tetrachloride	ug/kg	ND	5.0	1.9	07/21/21 21:25	
Chlorobenzene	ug/kg	ND	5.0	0.96	07/21/21 21:25	
Chloroethane	ug/kg	ND	10.0	3.9	07/21/21 21:25	IH
Chloroform	ug/kg	ND	5.0	3.0	07/21/21 21:25	
Chloromethane	ug/kg	ND	10.0	4.2	07/21/21 21:25	
cis-1,2-Dichloroethene	ug/kg	ND	5.0	1.7	07/21/21 21:25	
cis-1,3-Dichloropropene	ug/kg	ND	5.0	1.4	07/21/21 21:25	

Results presented on this page are in the units indicated by the "Units" column except where an alternate unit is presented to the right of the result.

REPORT OF LABORATORY ANALYSIS

This report shall not be reproduced, except in full,
without the written consent of Pace Analytical Services, LLC.

Pace Analytical Services, LLC
9800 Kincey Ave. Suite 100
Huntersville, NC 28078
(704)875-9092

QUALITY CONTROL DATA

Project: CPC HUNTERSVILLE/ CPC21018
Pace Project No.: 92550088

METHOD BLANK: 3333865 Matrix: Solid
Associated Lab Samples: 92550088002, 92550088004

Parameter	Units	Blank Result	Reporting Limit	MDL	Analyzed	Qualifiers
Dibromochloromethane	ug/kg	ND	5.0	2.8	07/21/21 21:25	
Dibromomethane	ug/kg	ND	5.0	1.1	07/21/21 21:25	
Dichlorodifluoromethane	ug/kg	ND	10.0	2.2	07/21/21 21:25	
Diisopropyl ether	ug/kg	ND	5.0	1.4	07/21/21 21:25	v2
Ethylbenzene	ug/kg	ND	5.0	2.3	07/21/21 21:25	
Hexachloro-1,3-butadiene	ug/kg	ND	10.0	8.2	07/21/21 21:25	
Isopropylbenzene (Cumene)	ug/kg	ND	5.0	1.7	07/21/21 21:25	
m&p-Xylene	ug/kg	ND	10.0	3.4	07/21/21 21:25	
Methyl-tert-butyl ether	ug/kg	ND	5.0	1.9	07/21/21 21:25	v2
Methylene Chloride	ug/kg	ND	20.0	13.7	07/21/21 21:25	IK
n-Butylbenzene	ug/kg	ND	5.0	2.4	07/21/21 21:25	
n-Propylbenzene	ug/kg	ND	5.0	1.8	07/21/21 21:25	
Naphthalene	ug/kg	ND	5.0	2.6	07/21/21 21:25	
o-Xylene	ug/kg	ND	5.0	2.2	07/21/21 21:25	
p-Isopropyltoluene	ug/kg	ND	5.0	2.5	07/21/21 21:25	
sec-Butylbenzene	ug/kg	ND	5.0	2.2	07/21/21 21:25	
Styrene	ug/kg	ND	5.0	1.3	07/21/21 21:25	
tert-Butylbenzene	ug/kg	ND	5.0	1.8	07/21/21 21:25	
Tetrachloroethene	ug/kg	ND	5.0	1.6	07/21/21 21:25	
Toluene	ug/kg	ND	5.0	1.4	07/21/21 21:25	
trans-1,2-Dichloroethene	ug/kg	ND	5.0	1.8	07/21/21 21:25	
trans-1,3-Dichloropropene	ug/kg	ND	5.0	1.7	07/21/21 21:25	
Trichloroethene	ug/kg	ND	5.0	1.3	07/21/21 21:25	
Trichlorofluoromethane	ug/kg	ND	5.0	2.8	07/21/21 21:25	
Vinyl acetate	ug/kg	ND	50.0	3.6	07/21/21 21:25	v2
Vinyl chloride	ug/kg	ND	10.0	2.5	07/21/21 21:25	
Xylene (Total)	ug/kg	ND	10.0	2.8	07/21/21 21:25	
1,2-Dichloroethane-d4 (S)	%	97	70-130		07/21/21 21:25	
4-Bromofluorobenzene (S)	%	101	69-134		07/21/21 21:25	
Toluene-d8 (S)	%	100	70-130		07/21/21 21:25	

LABORATORY CONTROL SAMPLE: 3333866

Parameter	Units	Spike Conc.	LCS Result	LCS % Rec	% Rec Limits	Qualifiers
1,1,1,2-Tetrachloroethane	ug/kg	1250	1170	93	70-130	
1,1,1-Trichloroethane	ug/kg	1250	1160	93	70-130	
1,1,2,2-Tetrachloroethane	ug/kg	1250	1100	88	70-130	
1,1,2-Trichloroethane	ug/kg	1250	1140	91	70-130	
1,1-Dichloroethane	ug/kg	1250	1000	80	70-130	
1,1-Dichloroethene	ug/kg	1250	1220	98	70-130	
1,1-Dichloropropene	ug/kg	1250	967	77	70-130	v3
1,2,3-Trichlorobenzene	ug/kg	1250	1160	93	65-130	
1,2,3-Trichloropropane	ug/kg	1250	1100	88	70-130	
1,2,4-Trichlorobenzene	ug/kg	1250	1180	94	68-130	

Results presented on this page are in the units indicated by the "Units" column except where an alternate unit is presented to the right of the result.

REPORT OF LABORATORY ANALYSIS

This report shall not be reproduced, except in full,
without the written consent of Pace Analytical Services, LLC.

Pace Analytical Services, LLC
9800 Kincey Ave. Suite 100
Huntersville, NC 28078
(704)875-9092

QUALITY CONTROL DATA

Project: CPC HUNTERSVILLE/ CPC21018
Pace Project No.: 92550088

LABORATORY CONTROL SAMPLE: 3333866

Parameter	Units	Spike Conc.	LCS Result	LCS % Rec	% Rec Limits	Qualifiers
1,2,4-Trimethylbenzene	ug/kg	1250	1100	88	70-130	
1,2-Dibromo-3-chloropropane	ug/kg	1250	1260	101	70-130	
1,2-Dibromoethane (EDB)	ug/kg	1250	1140	91	70-130	
1,2-Dichlorobenzene	ug/kg	1250	1120	90	70-130	
1,2-Dichloroethane	ug/kg	1250	1110	89	63-130	
1,2-Dichloropropane	ug/kg	1250	1080	86	70-130	
1,3,5-Trimethylbenzene	ug/kg	1250	1140	91	70-130	
1,3-Dichlorobenzene	ug/kg	1250	1150	92	70-130	
1,3-Dichloropropane	ug/kg	1250	1090	87	70-130	
1,4-Dichlorobenzene	ug/kg	1250	1290	103	70-130	
2,2-Dichloropropane	ug/kg	1250	994	80	66-130	v3
2-Butanone (MEK)	ug/kg	2500	2100	84	70-130	
2-Chlorotoluene	ug/kg	1250	1080	87	70-130	
2-Hexanone	ug/kg	2500	2430	97	70-130	
4-Chlorotoluene	ug/kg	1250	1220	97	70-130	
4-Methyl-2-pentanone (MIBK)	ug/kg	2500	2280	91	70-130	
Acetone	ug/kg	2500	2300	92	69-130	
Benzene	ug/kg	1250	1090	87	70-130	
Bromobenzene	ug/kg	1250	1290	103	70-130	
Bromochloromethane	ug/kg	1250	1250	100	70-130	
Bromodichloromethane	ug/kg	1250	1130	90	69-130	
Bromoform	ug/kg	1250	1250	100	70-130	
Bromomethane	ug/kg	1250	1140	91	52-130	IK
Carbon tetrachloride	ug/kg	1250	1280	102	70-130	
Chlorobenzene	ug/kg	1250	1110	88	70-130	
Chloroethane	ug/kg	1250	1320	105	65-130	IH
Chloroform	ug/kg	1250	1160	93	70-130	
Chloromethane	ug/kg	1250	1170	93	55-130	
cis-1,2-Dichloroethene	ug/kg	1250	1010	81	70-130	
cis-1,3-Dichloropropene	ug/kg	1250	1140	91	70-130	
Dibromochloromethane	ug/kg	1250	1130	91	70-130	
Dibromomethane	ug/kg	1250	1270	101	70-130	
Dichlorodifluoromethane	ug/kg	1250	1230	98	45-156	
Diisopropyl ether	ug/kg	1250	908	73	70-130	v3
Ethylbenzene	ug/kg	1250	1240	99	70-130	
Hexachloro-1,3-butadiene	ug/kg	1250	1200	96	66-130	
Isopropylbenzene (Cumene)	ug/kg	1250	1260	101	70-130	
m&p-Xylene	ug/kg	2500	2520	101	70-130	
Methyl-tert-butyl ether	ug/kg	1250	978	78	70-130	v3
Methylene Chloride	ug/kg	1250	1140	91	65-130	IK
n-Butylbenzene	ug/kg	1250	1060	85	67-130	
n-Propylbenzene	ug/kg	1250	1210	97	70-130	
Naphthalene	ug/kg	1250	1170	94	70-130	
o-Xylene	ug/kg	1250	1260	100	70-130	
p-Isopropyltoluene	ug/kg	1250	1150	92	67-130	
sec-Butylbenzene	ug/kg	1250	1070	86	69-130	
Styrene	ug/kg	1250	1220	97	70-130	

Results presented on this page are in the units indicated by the "Units" column except where an alternate unit is presented to the right of the result.

REPORT OF LABORATORY ANALYSIS

This report shall not be reproduced, except in full,
without the written consent of Pace Analytical Services, LLC.

Pace Analytical Services, LLC
9800 Kincey Ave. Suite 100
Huntersville, NC 28078
(704)875-9092

QUALITY CONTROL DATA

Project: CPC HUNTERSVILLE/ CPC21018
Pace Project No.: 92550088

LABORATORY CONTROL SAMPLE: 3333866

Parameter	Units	Spike Conc.	LCS Result	LCS % Rec	% Rec Limits	Qualifiers
tert-Butylbenzene	ug/kg	1250	1150	92	67-130	
Tetrachloroethene	ug/kg	1250	1180	94	70-130	
Toluene	ug/kg	1250	1260	101	70-130	
trans-1,2-Dichloroethene	ug/kg	1250	1180	95	70-130	
trans-1,3-Dichloropropene	ug/kg	1250	1130	91	68-130	
Trichloroethene	ug/kg	1250	1170	93	70-130	
Trichlorofluoromethane	ug/kg	1250	1040	83	70-130	
Vinyl acetate	ug/kg	2500	1990	80	70-130	v3
Vinyl chloride	ug/kg	1250	1120	89	61-130	
Xylene (Total)	ug/kg	3750	3780	101	70-130	
1,2-Dichloroethane-d4 (S)	%			84	70-130	
4-Bromofluorobenzene (S)	%			104	69-134	
Toluene-d8 (S)	%			98	70-130	

MATRIX SPIKE & MATRIX SPIKE DUPLICATE: 3333867 3333868

Parameter	Units	92550103004 Result	MS Spike Conc.	MSD Spike Conc.	MS Result	MSD Result	MS % Rec	MSD % Rec	% Rec Limits	RPD	Max RPD	Qual
1,1,1,2-Tetrachloroethane	ug/kg	ND	81500	81500	78800	78600	97	96	70-131	0	30	
1,1,1-Trichloroethane	ug/kg	ND	81500	81500	83600	83700	103	103	65-133	0	30	
1,1,2,2-Tetrachloroethane	ug/kg	ND	81500	81500	69800	71100	86	87	66-130	2	30	
1,1,2-Trichloroethane	ug/kg	ND	81500	81500	75700	76400	93	94	66-133	1	30	
1,1-Dichloroethane	ug/kg	ND	81500	81500	71800	70800	88	87	65-130	1	30	
1,1-Dichloroethene	ug/kg	ND	81500	81500	93800	91200	115	112	10-158	3	30	
1,1-Dichloropropene	ug/kg	ND	81500	81500	69800	69800	86	86	68-133	0	30	v3
1,2,3-Trichlorobenzene	ug/kg	ND	81500	81500	76600	75600	94	93	27-138	1	30	
1,2,3-Trichloropropane	ug/kg	ND	81500	81500	68200	66700	84	82	67-130	2	30	
1,2,4-Trichlorobenzene	ug/kg	ND	81500	81500	79600	79500	98	98	51-134	0	30	
1,2,4-Trimethylbenzene	ug/kg	175000	81500	81500	239000	271000	78	118	63-136	13	30	
1,2-Dibromo-3-chloropropane	ug/kg	ND	81500	81500	75900	76900	93	94	32-130	1	30	
1,2-Dibromoethane (EDB)	ug/kg	ND	81500	81500	72600	75100	89	92	70-130	3	30	
1,2-Dichlorobenzene	ug/kg	ND	81500	81500	74600	75700	92	93	69-130	1	30	
1,2-Dichloroethane	ug/kg	ND	81500	81500	73300	74400	90	91	59-130	2	30	
1,2-Dichloropropane	ug/kg	ND	81500	81500	71900	70800	88	87	70-130	2	30	
1,3,5-Trimethylbenzene	ug/kg	51100	81500	81500	125000	136000	91	105	65-137	9	30	
1,3-Dichlorobenzene	ug/kg	ND	81500	81500	73900	75600	91	93	70-130	2	30	
1,3-Dichloropropane	ug/kg	ND	81500	81500	72000	72600	88	89	70-130	1	30	
1,4-Dichlorobenzene	ug/kg	ND	81500	81500	86300	86400	106	106	68-130	0	30	
2,2-Dichloropropane	ug/kg	ND	81500	81500	56000	56300	69	69	32-130	1	30	v3
2-Butanone (MEK)	ug/kg	ND	162000	162000	139000	147000	86	90	10-136	5	30	
2-Chlorotoluene	ug/kg	ND	81500	81500	78400	80000	96	98	69-141	2	30	
2-Hexanone	ug/kg	ND	162000	162000	149000	149000	91	92	10-144	0	30	
4-Chlorotoluene	ug/kg	ND	81500	81500	79100	79800	97	98	70-132	1	30	
4-Methyl-2-pentanone (MIBK)	ug/kg	6660J	162000	162000	144000	146000	84	85	25-143	1	30	

Results presented on this page are in the units indicated by the "Units" column except where an alternate unit is presented to the right of the result.

REPORT OF LABORATORY ANALYSIS

This report shall not be reproduced, except in full,
without the written consent of Pace Analytical Services, LLC.

Pace Analytical Services, LLC
9800 Kincey Ave. Suite 100
Huntersville, NC 28078
(704)875-9092

QUALITY CONTROL DATA

Project: CPC HUNTERSVILLE/ CPC21018
Pace Project No.: 92550088

MATRIX SPIKE & MATRIX SPIKE DUPLICATE: 3333867 3333868

Parameter	Units	92550103004 Result	MS Spike Conc.	MSD Spike Conc.	MS Result	MSD Result	MS % Rec	MSD % Rec	% Rec Limits	RPD	Max RPD	Qual
Acetone	ug/kg	ND	162000	162000	150000	154000	92	94	10-130	2	30	
Benzene	ug/kg	22000	81500	81500	94700	98800	89	94	67-130	4	30	
Bromobenzene	ug/kg	ND	81500	81500	86000	84600	106	104	70-130	2	30	
Bromochloromethane	ug/kg	ND	81500	81500	86800	87600	107	108	69-134	1	30	
Bromodichloromethane	ug/kg	ND	81500	81500	74900	73400	92	90	64-130	2	30	
Bromoform	ug/kg	ND	81500	81500	76200	77400	94	95	62-130	2	30	
Bromomethane	ug/kg	ND	81500	81500	76100	79400	93	98	20-176	4	30	IK
Carbon tetrachloride	ug/kg	ND	81500	81500	91100	90600	112	111	65-140	1	30	
Chlorobenzene	ug/kg	ND	81500	81500	77100	75900	95	93	70-130	1	30	
Chloroethane	ug/kg	ND	81500	81500	98700	96100	121	118	10-130	3	30	IH
Chloroform	ug/kg	ND	81500	81500	80600	80500	99	99	63-130	0	30	
Chloromethane	ug/kg	ND	81500	81500	89000	87200	109	107	58-130	2	30	
cis-1,2-Dichloroethene	ug/kg	ND	81500	81500	71500	71100	88	87	66-130	1	30	
cis-1,3-Dichloropropene	ug/kg	ND	81500	81500	71500	71700	88	88	67-130	0	30	
Dibromochloromethane	ug/kg	ND	81500	81500	73100	74300	90	91	67-130	2	30	
Dibromomethane	ug/kg	ND	81500	81500	82700	82000	102	101	63-131	1	30	
Dichlorodifluoromethane	ug/kg	ND	81500	81500	93700	93200	115	114	44-180	0	30	
Diisopropyl ether	ug/kg	1030	81500	81500	63400	64300	77	78	63-130	1	30	v3
Ethylbenzene	ug/kg	99400	81500	81500	180000	198000	99	122	66-130	10	30	
Hexachloro-1,3-butadiene	ug/kg	ND	81500	81500	80200	82600	98	101	64-150	3	30	
Isopropylbenzene (Cumene)	ug/kg	8310	81500	81500	95800	97300	107	109	69-135	2	30	
m&p-Xylene	ug/kg	395000	162000	162000	540000	618000	89	137	60-133	14	30	M1
Methyl-tert-butyl ether	ug/kg	ND	81500	81500	68400	67700	84	83	65-130	1	30	v3
Methylene Chloride	ug/kg	ND	81500	81500	80000	79200	98	97	61-130	1	30	IK
n-Butylbenzene	ug/kg	7200	81500	81500	79100	81600	88	91	65-140	3	30	
n-Propylbenzene	ug/kg	31800	81500	81500	112000	117000	98	105	67-140	5	30	
Naphthalene	ug/kg	22700	81500	81500	98500	103000	93	99	15-145	5	30	
o-Xylene	ug/kg	162000	81500	81500	241000	271000	97	134	66-133	12	30	M1
p-Isopropyltoluene	ug/kg	7490	81500	81500	85000	86700	95	97	56-147	2	30	
sec-Butylbenzene	ug/kg	ND	81500	81500	75400	76200	93	94	65-139	1	30	
Styrene	ug/kg	4520	81500	81500	84300	85100	98	99	70-132	1	30	
tert-Butylbenzene	ug/kg	ND	81500	81500	77800	78200	96	96	62-135	0	30	
Tetrachloroethene	ug/kg	ND	81500	81500	84400	81700	104	100	70-135	3	30	
Toluene	ug/kg	343000	81500	81500	411000	483000	84	172	67-130	16	30	M1
trans-1,2-Dichloroethene	ug/kg	ND	81500	81500	85300	84600	105	104	69-130	1	30	
trans-1,3-Dichloropropene	ug/kg	ND	81500	81500	69700	69400	86	85	62-130	0	30	
Trichloroethene	ug/kg	ND	81500	81500	81500	80500	100	99	70-135	1	30	
Trichlorofluoromethane	ug/kg	ND	81500	81500	76900	76800	94	94	10-130	0	30	
Vinyl acetate	ug/kg	ND	162000	162000	127000	127000	78	78	53-130	0	30	v3
Vinyl chloride	ug/kg	ND	81500	81500	83700	82100	103	101	61-148	2	30	
Xylene (Total)	ug/kg	558000	244000	244000	781000	889000	91	136	63-132	13	30	MS
1,2-Dichloroethane-d4 (S)	%						86	89	70-130			
4-Bromofluorobenzene (S)	%						103	105	69-134			
Toluene-d8 (S)	%						96	96	70-130			

Results presented on this page are in the units indicated by the "Units" column except where an alternate unit is presented to the right of the result.

REPORT OF LABORATORY ANALYSIS

This report shall not be reproduced, except in full,
without the written consent of Pace Analytical Services, LLC.

Pace Analytical Services, LLC
9800 Kincey Ave. Suite 100
Huntersville, NC 28078
(704)875-9092

QUALITY CONTROL DATA

Project: CPC HUNTERSVILLE/ CPC21018
Pace Project No.: 92550088

QC Batch: 634049
QC Batch Method: SW-846
Analysis Method: SW-846
Analysis Description: Dry Weight/Percent Moisture
Laboratory: Pace Analytical Services - Charlotte
Associated Lab Samples: 92550088001, 92550088002, 92550088003, 92550088004, 92550088005, 92550088006, 92550088007, 92550088008, 92550088009, 92550088010

SAMPLE DUPLICATE: 3330216

Parameter	Units	92550119001 Result	Dup Result	RPD	Max RPD	Qualifiers
Percent Moisture	%	21.5	21.4	0	25	N2

SAMPLE DUPLICATE: 3330217

Parameter	Units	92550088010 Result	Dup Result	RPD	Max RPD	Qualifiers
Percent Moisture	%	18.5	19.1	3	25	N2

Results presented on this page are in the units indicated by the "Units" column except where an alternate unit is presented to the right of the result.

REPORT OF LABORATORY ANALYSIS

This report shall not be reproduced, except in full,
without the written consent of Pace Analytical Services, LLC.

Pace Analytical Services, LLC
9800 Kincey Ave. Suite 100
Huntersville, NC 28078
(704)875-9092

QUALITY CONTROL DATA

Project: CPC HUNTERSVILLE/ CPC21018
Pace Project No.: 92550088

QC Batch: 634059
QC Batch Method: SW-846
Analysis Method: SW-846
Analysis Description: Dry Weight/Percent Moisture
Laboratory: Pace Analytical Services - Charlotte

Associated Lab Samples: 92550088011

SAMPLE DUPLICATE: 3330340

Parameter	Units	92550119004 Result	Dup Result	RPD	Max RPD	Qualifiers
Percent Moisture	%	14.6	13.5	8	25	N2

SAMPLE DUPLICATE: 3330341

Parameter	Units	92550095001 Result	Dup Result	RPD	Max RPD	Qualifiers
Percent Moisture	%	3.1	3.1	1	25	N2

Results presented on this page are in the units indicated by the "Units" column except where an alternate unit is presented to the right of the result.

REPORT OF LABORATORY ANALYSIS

This report shall not be reproduced, except in full,
without the written consent of Pace Analytical Services, LLC.

Pace Analytical Services, LLC
9800 Kincey Ave. Suite 100
Huntersville, NC 28078
(704)875-9092

QUALIFIERS

Project: CPC HUNTERSVILLE/ CPC21018
Pace Project No.: 92550088

DEFINITIONS

DF - Dilution Factor, if reported, represents the factor applied to the reported data due to dilution of the sample aliquot.

ND - Not Detected at or above adjusted reporting limit.

TNTC - Too Numerous To Count

J - Estimated concentration above the adjusted method detection limit and below the adjusted reporting limit.

MDL - Adjusted Method Detection Limit.

PQL - Practical Quantitation Limit.

RL - Reporting Limit - The lowest concentration value that meets project requirements for quantitative data with known precision and bias for a specific analyte in a specific matrix.

S - Surrogate

1,2-Diphenylhydrazine decomposes to and cannot be separated from Azobenzene using Method 8270. The result for each analyte is a combined concentration.

Consistent with EPA guidelines, unrounded data are displayed and have been used to calculate % recovery and RPD values.

LCS(D) - Laboratory Control Sample (Duplicate)

MS(D) - Matrix Spike (Duplicate)

DUP - Sample Duplicate

RPD - Relative Percent Difference

NC - Not Calculable.

SG - Silica Gel - Clean-Up

U - Indicates the compound was analyzed for, but not detected.

Acid preservation may not be appropriate for 2 Chloroethylvinyl ether.

A separate vial preserved to a pH of 4-5 is recommended in SW846 Chapter 4 for the analysis of Acrolein and Acrylonitrile by EPA Method 8260.

N-Nitrosodiphenylamine decomposes and cannot be separated from Diphenylamine using Method 8270. The result reported for each analyte is a combined concentration.

Pace Analytical is TNI accredited. Contact your Pace PM for the current list of accredited analytes.

TNI - The NELAC Institute.

ANALYTE QUALIFIERS

IH	This analyte exceeded secondary source verification criteria high for the initial calibration. The reported results should be considered an estimated value.
IK	The recalculated concentration of the calibration standard(s) did not meet method acceptance criteria; this result should be considered an estimated value.
L1	Analyte recovery in the laboratory control sample (LCS) was above QC limits. Results for this analyte in associated samples may be biased high.
M1	Matrix spike recovery exceeded QC limits. Batch accepted based on laboratory control sample (LCS) recovery.
MS	Analyte recovery in the matrix spike was outside QC limits for one or more of the constituent analytes used in the calculated result.
N2	The lab does not hold NELAC/TNI accreditation for this parameter but other accreditations/certifications may apply. A complete list of accreditations/certifications is available upon request.
S5	Surrogate recovery outside control limits due to matrix interferences (not confirmed by re-analysis).
v2	The continuing calibration verification was below the method acceptance limit. The analyte was not detected in the associated samples and the sensitivity of the instrument was verified with a reporting limit check standard.
v3	The continuing calibration verification was below the method acceptance limit. Any detection for the analyte in the associated samples may have low bias.

This report shall not be reproduced, except in full,
without the written consent of Pace Analytical Services, LLC.

Pace Analytical Services, LLC
9800 Kincey Ave. Suite 100
Huntersville, NC 28078
(704)875-9092

QUALITY CONTROL DATA CROSS REFERENCE TABLE

Project: CPC HUNTERSVILLE/ CPC21018
Pace Project No.: 92550088

Lab ID	Sample ID	QC Batch Method	QC Batch	Analytical Method	Analytical Batch
92550088001	**AF1B 0-2**	MADEP VPH	634625	MADEP VPH	634758
92550088002	**AF1B 24-26**	MADEP VPH	634904	MADEP VPH	634937
92550088003	**AF1A 0-2**	MADEP VPH	634625	MADEP VPH	634758
92550088004	**AF1A 22-24**	MADEP VPH	634625	MADEP VPH	634758
92550088005	**AF1C 0-2**	MADEP VPH	634904	MADEP VPH	634937
92550088006	**AF1C 24-26**	MADEP VPH	634625	MADEP VPH	634758
92550088007	**AF1D 0-2**	MADEP VPH	634625	MADEP VPH	634758
92550088008	**AF1D 24-26**	MADEP VPH	634625	MADEP VPH	634758
92550088009	**AAOO 0-2**	MADEP VPH	634625	MADEP VPH	634758
92550088010	**AAOO 4-6**	MADEP VPH	634625	MADEP VPH	634758
92550088011	**ABOO 0-2**	MADEP VPH	634625	MADEP VPH	634758
92550088001	**AF1B 0-2**	EPA 5035A/5030B	634512	EPA 8260D	634523
92550088002	**AF1B 24-26**	EPA 5035A/5030B	634874	EPA 8260D	634882
92550088003	**AF1A 0-2**	EPA 5035A/5030B	634512	EPA 8260D	634523
92550088004	**AF1A 22-24**	EPA 5035A/5030B	634874	EPA 8260D	634882
92550088005	**AF1C 0-2**	EPA 5035A/5030B	634547	EPA 8260D	634556
92550088006	**AF1C 24-26**	EPA 5035A/5030B	634547	EPA 8260D	634556
92550088007	**AF1D 0-2**	EPA 5035A/5030B	634547	EPA 8260D	634556
92550088008	**AF1D 24-26**	EPA 5035A/5030B	634547	EPA 8260D	634556
92550088009	**AAOO 0-2**	EPA 5035A/5030B	634547	EPA 8260D	634556
92550088010	**AAOO 4-6**	EPA 5035A/5030B	634547	EPA 8260D	634556
92550088011	**ABOO 0-2**	EPA 5035A/5030B	634547	EPA 8260D	634556
92550088001	**AF1B 0-2**	SW-846	634049		
92550088002	**AF1B 24-26**	SW-846	634049		
92550088003	**AF1A 0-2**	SW-846	634049		
92550088004	**AF1A 22-24**	SW-846	634049		
92550088005	**AF1C 0-2**	SW-846	634049		
92550088006	**AF1C 24-26**	SW-846	634049		
92550088007	**AF1D 0-2**	SW-846	634049		
92550088008	**AF1D 24-26**	SW-846	634049		
92550088009	**AAOO 0-2**	SW-846	634049		
92550088010	**AAOO 4-6**	SW-846	634049		
92550088011	**ABOO 0-2**	SW-846	634059		

This report shall not be reproduced, except in full,
without the written consent of Pace Analytical Services, LLC.

CHAIN-OF-CUSTODY Analytical Request Document

Pace Analytical

Chain-of-Custody is a LEGAL DOCUMENT - Complete all relevent fields

LAB USE ONLY- Affix Workorder/Login Label Here or List Pace Workorder Number or

WO# : 92550088

ALL SHADE

92550088

Company: APEX COMPANIES, LLC	Billing Information:
Address: 5500 NORTHWOODS BUSINESS PKWY, STE O	
Report To: ANDREW STREET	Email To:
Copy To: TOM NAUMANN	Site Collection Info/Address:
Customer Project Name/Number: CFC HUNTERSVILLE / CPCZ1018	State: / County/City: Time Zone Collected: [ ]PT [ ]MT [ ]CT [X]ET
Phone: Email:	Site/Facility ID #: Compliance Monitoring? [ ] Yes [X] No
Collected By (print): CHRIS REEVES	Purchase Order #: 2020-21-7248 Quote #: DW PWS ID #: DW Location Code:
Collected By (signature):	Turnaround Date Required: ~~STANDARD~~ CDR Immediately Packed on Ice: [X] Yes [ ] No
Sample Disposal: [X] Dispose as appropriate [ ] Return [ ] Archive: _____ [ ] Hold: _____	Rush: [ ] Same Day [ ] Next Day [ ] 2 Day [X] 3 Day [ ] 4 Day [ ] 5 Day (Expedite Charges Apply) Field Filtered (if applicable): [ ] Yes [ ] No Analysis: _____

Container Preservative Type: 6 6

** Preservative Types: (1) nitric acid, (2) sulfuric [illegible], (5) zinc acetate, (6) methanol, (7) sodium bisulfate, (8) sodium thiosulfate, (9) hexane, (A) ascorbic acid, (B) ammonium sulfate, (C) ammonium hydroxide, (D) TSP, (U) Unpreserved, (O) Other _____

Analyses: MADEP VPH; VOCs BY 8260D

Lab Profile/Line:

Lab Sample Receipt Checklist:

Custody Seals Present/Intact	Y (N) NA
Custody Signatures Present	(Y) N NA
Collector Signature Present	(Y) N NA
Bottles Intact	(Y) N NA
Correct Bottles	(Y) N NA
Sufficient Volume	(Y) N NA
Samples Received on Ice	(Y) N NA
VOA - Headspace Acceptable	Y N (NA)
USDA Regulated Soils	Y (N) NA
Samples in Holding Time	(Y) N NA
Residual Chlorine Present	Y N (NA)
Cl Strips: _____	
Sample pH Acceptable	Y N (NA)
pH Strips: _____	
Sulfide Present	Y N (NA)
Lead Acetate Strips: _____	

LAB USE ONLY:
Lab Sample # / Comments:

92550087

* Matrix Codes (Insert in Matrix box below): Drinking Water (DW), Ground Water (GW), Wastewater (WW), Product (P), Soil/Solid (SL), Oil (OL), Wipe (WP), Air (AR), Tissue (TS), Bioassay (B), Vapor (V), Other (OT)

Customer Sample ID	Matrix *	Comp / Grab	Collected (or Composite Start) Date	Collected (or Composite Start) Time	Composite End Date	Composite End Time	Res Cl	# of Ctns			Lab Sample #
AF1B 0-2	SL	GRAB	7.14.21	1010				3	X	X	001
AF1B 24-26	SL	GRAB	7.14.21	1015				3	X	X	002
AF1A 0-2	SL	GRAB	7.14.21	0915				3	X	X	003
AF1A 22-24	SL	GRAB	7.14.21	0920				3	X	X	004
AF1C 0-2	SL	GRAB	7.14.21	1305				3	X	X	005
AF1C 24-26	SL	GRAB	7.14.21	1310				3	X	X	006
AF1D 0-2	SL	GRAB	7.14.21	1420				3	X	X	007
AF1D 24-26	SL	GRAB	7.14.21	1425				3	X	X	008
AA00 0-2	SL	GRAB	7.14.21	1545				3	X	X	009
AA00 ~~SB2~~ 4-6	SL	GRAB	7.14.21	1550				3	X	X	

Customer Remarks / Special Conditions / Possible Hazards:

Type of Ice Used: (Wet) Blue Dry None

Packing Material Used: foam

Radchem sample(s) screened (<500 cpm): Y N (NA)

SHORT HOLDS PRESENT (<72 hours): Y (N) ~~N/A~~ 7/16/21

Lab Tracking #: 2632905

Samples received via: FEDEX UPS (Client) Courier Pace Courier

Lab Sample Temperature Info:
Temp Blank Received: Y N (NA)
Therm ID#: 92700604
Cooler 1 Temp Upon Receipt: 5.4 oC
Cooler 1 Therm Corr. Factor: -0.1 oC
Cooler 1 Corrected Temp: 5.3 oC
Comments:

	Date/Time:	Received by/Company: (Signature)	Date/Time:
Relinquished by/Company: (Signature)	7.15.21 / 1730	Received by/Company: (Signature) Apex	7/15/21 1730
Relinquished by/Company: (Signature) Apex	7/16/21 / 1120	Received by/Company: (Signature)	7/16/21 / 1120
Relinquished by/Company: (Signature) / Apex	7/16/21 1300	Received by/Company: (Signature)	7-16-21 1300

MTJL LAB USE ONLY
Table #:
Acctnum:
Template:
Prelogin:
PM:
PB:

Trip Blank Received: Y N (NA)
HCL MeOH TSP Other

Non Conformance(s): YES / (NO)

Page: 1 of: 2

Pace Analytical®

CHAIN-OF-CUSTODY Analytical Request Document

Chain-of-Custody is a LEGAL DOCUMENT - Complete all relevent fields

LAB USE ONLY- Affix Workorder/Login Label Here or List Pace Workorder Number or MTJL Log-in Number Here

ALL SHADED AREAS are for LAB USE ONLY

Company: APEX COMPANIES, LLC

Address: 5900 NORTHWOODS BUSINESS PKWY, STE O

Report To: ANDREW STREET

Copy To: TOM NAUMAN

Customer Project Name/Number: CPC HUNTERSVILLE / CPC21018

Billing Information:

Email To:

Site Collection Info/Address:

State: / County/City: Time Zone Collected: [ ] PT [ ] MT [ ] CT [X] ET

Phone:
Email:

Site/Facility ID #:

Compliance Monitoring? [ ] Yes [X] No

Collected By (print): CHRIS REELES

Purchase Order #: 2020-L1-2248
Quote #:

DW PWS ID #:
DW Location Code:

Collected By (signature):

Turnaround Date Required:

Immediately Packed on Ice: [X] Yes [ ] No

Sample Disposal: [X] Dispose as appropriate [ ] Return [ ] Archive: ____ [ ] Hold: ____

Rush: [ ] Same Day [ ] Next Day [ ] 2 Day [X] 3 Day [ ] 4 Day [ ] 5 Day (Expedite Charges Apply)

Field Filtered (if applicable): [ ] Yes [ ] No

Analysis: ____

* Matrix Codes (Insert in Matrix box below): Drinking Water (DW), Ground Water (GW), Wastewater (WW), Product (P), Soil/Solid (SL), Oil (OL), Wipe (WP), Air (AR), Tissue (TS), Bioassay (B), Vapor (V), Other (OT)

Container Preservative Type **: 6 | 6

** Preservative Types: (1) nitric acid, (2) sulfuric acid, (3) hydrochloric acid, (4) sodium hydroxide, (5) zinc acetate, (6) methanol, (7) sodium bisulfate, (8) sodium thiosulfate, (9) hexane, (A) ascorbic acid, (B) ammonium sulfate, (C) ammonium hydroxide, (D) TSP, (U) Unpreserved, (O) Other ____

Lab Project Manager:

Analyses

Customer Sample ID	Matrix *	Comp / Grab	Collected (or Composite Start) Date	Collected (or Composite Start) Time	Composite End Date	Composite End Time	Res Cl	# of Ctns	MADEP ~~TEP~~ VPH	VOCs BY 8260D
AB00 0-2	SL	GRAB	7.14.21	1700	—	—	—	3	X	X

CDR 7.14.21

Lab Profile/Line:

Lab Sample Receipt Checklist:

Custody Seals Present/Intact	Y (N) NA
Custody Signatures Present	(Y) N NA
Collector Signature Present	(Y) N NA
Bottles Intact	(Y) N NA
Correct Bottles	(Y) N NA
Sufficient Volume	(Y) N NA
Samples Received on Ice	(Y) N NA
VOA - Headspace Acceptable	Y N (NA)
USDA Regulated Soils	Y (N) NA
Samples in Holding Time	(Y) N NA
Residual Chlorine Present	Y N (NA)
Cl Strips: ____	
Sample pH Acceptable	Y N (NA)
pH Strips: ____	
Sulfide Present	Y N (NA)
Lead Acetate Strips: ____	

LAB USE ONLY:
Lab Sample # / Comments:

Customer Remarks / Special Conditions / Possible Hazards:

Type of Ice Used: (Wet) Blue Dry None

Packing Material Used: foam

Radchem sample(s) screened (<500 cpm): Y N (NA)

SHORT HOLDS PRESENT (<72 hours): Y (N) N/A

Lab Tracking #: 2632907

Samples received via: FEDEX UPS (Client) Courier Pace Courier

Lab Sample Temperature Info:
Temp Blank Received: Y N (NA)
Therm ID#: 92TO64
Cooler 1 Temp Upon Receipt: 5.4 oC
Cooler 1 Therm Corr. Factor: -0.1 oC
Cooler 1 Corrected Temp: 5.3 oC
Comments:

Relinquished by/Company: (Signature)	Date/Time:	Received by/Company: (Signature)	Date/Time:
[signature]	7.15.21 / 1730	Matt T. / Apex	7/15/21 1730
[signature] / Apex	7/16/21 / 1120	James Henry / Apex	7/16/21 1120
James Henry / Apex	7/16/21 1300	Jake Mitman Pace HVI	7-16-21 1300

MTJL LAB USE ONLY
Table #:
Acctnum:
Template:
Prelogin:
PM:
PB:

Trip Blank Received: Y N (NA)
HCL MeOH TSP Other

Non Conformance(s): YES / NO

Page: 2 of: 2

***Check mark top half of box if pH and/or dechlorination is verified and within the acceptance range for preservation samples.**

Exceptions: VOA, Coliform, TOC, Oil and Grease, DRO/8015 (water) DOC, LLHg

****Bottom half of box is to list number of bottles**

Project # WO#: 92550088

PM: AMB Due Date: 07/23/21

CLIENT: 92-APEX MOOR

Item#	BP4U-125 mL Plastic Unpreserved (N/A) (Cl-)	BP3U-250 mL Plastic Unpreserved (N/A)	BP2U-500 mL Plastic Unpreserved (N/A)	BP1U-1 liter Plastic Unpreserved (N/A)	BP4S-125 mL Plastic H2SO4 (pH < 2) (Cl-)	BP3N-250 mL plastic HNO3 (pH < 2)	BP4Z-125 mL Plastic ZN Acetate & NaOH (>9)	BP4C-125 mL Plastic NaOH (pH > 12) (Cl-)	WGFU-Wide-mouthed Glass jar Unpreserved	AG1U-1 liter Amber Unpreserved (N/A) (Cl-)	AG1H-1 liter Amber HCl (pH < 2)	AG3U-250 mL Amber Unpreserved (N/A) (Cl-)	AG1S-1 liter Amber H2SO4 (pH < 2)	AG3S-250 mL Amber H2SO4 (pH < 2)	AG3A(DG3A)-250 mL Amber NH4Cl (N/A)(Cl-)	DG9H-40 mL VOA HCl (N/A)	VG9T-40 mL VOA Na2S2O3 (N/A)	VG9U-40 mL VOA Unp (N/A)	DG9P-40 mL VOA H3PO4 (N/A)	VOAK (6 vials per kit)-5035 kit (N/A)	V/GK (3 vials per kit)-VPH/Gas kit(N/A)	SP5T-125 mL Sterile Plastic (N/A - lab)	SP2T-250 mL Sterile Plastic (N/A - lab)		BP3A-250 mL Plastic (NH2)2SO4 (9.3-9.7)	AG0U-100 mL Amber Unpreserved vials (N/A)	VSGU-20 mL Scintillation vials (N/A)	DG9U-40 mL Amber Unpreserved vials (N/A)
1																						3							
2																						3							
3																						3							
4																						3							
5																						3							
6																						3							
7																						3							
8																						3							
9																						3							
10																						3							
11																						3							
12																													

pH Adjustment Log for Preserved Samples

Sample ID	Type of Preservative	pH upon receipt	Date preservation adjusted	Time preservation adjusted	Amount of Preservative added	Lot #

Note: Whenever there is a discrepancy affecting North Carolina compliance samples, a copy of this form will be sent to the North Carolina DEHNR Certification Office (i.e. Out of hold, incorrect preservative, out of temp, incorrect containers.

Pace Analytical Services, LLC
9800 Kincey Ave. Suite 100
Huntersville, NC 28078
(704)875-9092

July 22, 2021

Andrew Street
Apex Companies - NC
5900 Northwoods Business Pkwy
Suite 5900-0
Charlotte, NC 28269

RE: Project: CPC HUNTERSVILLE/CPC21018
Pace Project No.: 92550144

Dear Andrew Street:

Enclosed are the analytical results for sample(s) received by the laboratory on July 16, 2021. The results relate only to the samples included in this report. Results reported herein conform to the applicable TNI/NELAC Standards and the laboratory's Quality Manual, where applicable, unless otherwise noted in the body of the report.

The test results provided in this final report were generated by each of the following laboratories within the Pace Network:

- Pace Analytical Services - Charlotte

If you have any questions concerning this report, please feel free to contact me.

Sincerely,

Angela M. Baioni

Angela Baioni
angela.baioni@pacelabs.com
(704)875-9092
Project Manager

Enclosures

cc: J Culbreath, Colonial Pipeline Company
Naomi Fretz, APEX Companies, LLC
Robert Hughes, Colonial Pipeline
Cameron Lee, Montrose-EPS
Jamie Moran, APEX Companies, LLC
Jeff Morrison, Colonial Pipeline Company
Tom Naumann, APEX Companies - NC
Joe Nicolette, Montrose-EPS
Christopher Schultz, Apex Companies
Matt Teixeira, Apex Companies, LLC
Michael Verdon, Colonial Pipeline Company
JM Wyatt, Colonial Pipeline Company

REPORT OF LABORATORY ANALYSIS

This report shall not be reproduced, except in full,
without the written consent of Pace Analytical Services, LLC.

Pace Analytical Services, LLC
9800 Kincey Ave. Suite 100
Huntersville, NC 28078
(704)875-9092

CERTIFICATIONS

Project: CPC HUNTERSVILLE/CPC21018
Pace Project No.: 92550144

Pace Analytical Services Charlotte
9800 Kincey Ave. Ste 100, Huntersville, NC 28078
Louisiana/NELAP Certification # LA170028
North Carolina Drinking Water Certification #: 37706
North Carolina Field Services Certification #: 5342
North Carolina Wastewater Certification #: 12
South Carolina Certification #: 99006001
Florida/NELAP Certification #: E87627
Kentucky UST Certification #: 84
Virginia/VELAP Certification #: 460221

REPORT OF LABORATORY ANALYSIS

This report shall not be reproduced, except in full,
without the written consent of Pace Analytical Services, LLC.

Pace Analytical Services, LLC
9800 Kincey Ave. Suite 100
Huntersville, NC 28078
(704)875-9092

SAMPLE SUMMARY

Project: CPC HUNTERSVILLE/CPC21018
Pace Project No.: 92550144

Lab ID	Sample ID	Matrix	Date Collected	Date Received
92550144001	**AE4 0-2**	Solid	07/16/21 10:15	07/16/21 16:55
92550144002	**AE4 16-18**	Solid	07/16/21 10:20	07/16/21 16:55
92550144003	**AE4 28-30**	Solid	07/16/21 10:25	07/16/21 16:55
92550144004	**AE3 0-2**	Solid	07/16/21 13:40	07/16/21 16:55
92550144005	**AE3 14-16**	Solid	07/16/21 13:45	07/16/21 16:55
92550144006	**AE3 30-32**	Solid	07/16/21 13:50	07/16/21 16:55
92550144007	**AE2 0-2**	Solid	07/16/21 14:15	07/16/21 16:55
92550144008	**AE2 12-14**	Solid	07/16/21 14:20	07/16/21 16:55
92550144009	**AE2 32-34**	Solid	07/16/21 14:25	07/16/21 16:55
92550144010	**AE1 0-2**	Solid	07/16/21 16:05	07/16/21 16:55
92550144011	**AE1 10-12**	Solid	07/16/21 16:10	07/16/21 16:55
92550144012	**AE1 34-36**	Solid	07/16/21 16:15	07/16/21 16:55

REPORT OF LABORATORY ANALYSIS

This report shall not be reproduced, except in full,
without the written consent of Pace Analytical Services, LLC.

Pace Analytical Services, LLC
9800 Kincey Ave. Suite 100
Huntersville, NC 28078
(704)875-9092

SAMPLE ANALYTE COUNT

Project: CPC HUNTERSVILLE/CPC21018
Pace Project No.: 92550144

Lab ID	Sample ID	Method	Analysts	Analytes Reported	Laboratory
92550144001	**AE4 0-2**	MADEP VPH	MAD	6	PASI-C
		EPA 8260D	SAS	70	PASI-C
		SW-846	KDF	1	PASI-C
92550144002	**AE4 16-18**	MADEP VPH	MAD	6	PASI-C
		EPA 8260D	SAS	70	PASI-C
		SW-846	KDF	1	PASI-C
92550144003	**AE4 28-30**	MADEP VPH	MAD	6	PASI-C
		EPA 8260D	SAS	70	PASI-C
		SW-846	KDF	1	PASI-C
92550144004	**AE3 0-2**	MADEP VPH	MAD	6	PASI-C
		EPA 8260D	SAS	70	PASI-C
		SW-846	KDF	1	PASI-C
92550144005	**AE3 14-16**	MADEP VPH	MAD	6	PASI-C
		EPA 8260D	SAS	70	PASI-C
		SW-846	KDF	1	PASI-C
92550144006	**AE3 30-32**	MADEP VPH	MAD	6	PASI-C
		EPA 8260D	SAS	70	PASI-C
		SW-846	KDF	1	PASI-C
92550144007	**AE2 0-2**	MADEP VPH	MAD	6	PASI-C
		EPA 8260D	SAS	70	PASI-C
		SW-846	KDF	1	PASI-C
92550144008	**AE2 12-14**	MADEP VPH	MAD	6	PASI-C
		EPA 8260D	SAS	70	PASI-C
		SW-846	KDF	1	PASI-C
92550144009	**AE2 32-34**	MADEP VPH	MAD	6	PASI-C
		EPA 8260D	SAS	70	PASI-C
		SW-846	KDF	1	PASI-C
92550144010	**AE1 0-2**	MADEP VPH	MAD	6	PASI-C
		EPA 8260D	SAS	70	PASI-C
		SW-846	KDF	1	PASI-C
92550144011	**AE1 10-12**	MADEP VPH	MAD	6	PASI-C
		EPA 8260D	SAS	70	PASI-C
		SW-846	KDF	1	PASI-C
92550144012	**AE1 34-36**	MADEP VPH	MAD	6	PASI-C
		EPA 8260D	SAS	70	PASI-C
		SW-846	KDF	1	PASI-C

This report shall not be reproduced, except in full,
without the written consent of Pace Analytical Services, LLC.

Pace Analytical Services, LLC
9800 Kincey Ave. Suite 100
Huntersville, NC 28078
(704)875-9092

SAMPLE ANALYTE COUNT

Project: CPC HUNTERSVILLE/CPC21018
Pace Project No.: 92550144

Lab ID	Sample ID	Method	Analysts	Analytes Reported	Laboratory

PASI-C = Pace Analytical Services - Charlotte

This report shall not be reproduced, except in full,
without the written consent of Pace Analytical Services, LLC.

Pace Analytical Services, LLC
9800 Kincey Ave. Suite 100
Huntersville, NC 28078
(704)875-9092

ANALYTICAL RESULTS

Project: CPC HUNTERSVILLE/CPC21018
Pace Project No.: 92550144

Sample: AE4 0-2 **Lab ID: 92550144001** Collected: 07/16/21 10:15 Received: 07/16/21 16:55 Matrix: Solid

Results reported on a "dry weight" basis and are adjusted for percent moisture, sample size and any dilutions.

Parameters	Results	Units	Report Limit	MDL	DF	Prepared	Analyzed	CAS No.	Qual
VPH NC Soil	Analytical Method: MADEP VPH Preparation Method: MADEP VPH Pace Analytical Services - Charlotte								
Total VPH (C5-C12)	ND	mg/kg	3.7	3.7	1	07/21/21 13:12	07/21/21 22:18		N2
Aliphatic (C05-C08)	ND	mg/kg	3.7	3.7	1	07/21/21 13:12	07/21/21 22:18		N2
Aliphatic(C09-C12) Adjusted	ND	mg/kg	3.7	3.7	1	07/21/21 13:12	07/21/21 22:18		N2
Aromatic (C09-C10)	ND	mg/kg	3.7	3.7	1	07/21/21 13:12	07/21/21 22:18		N2
Surrogates									
4-Bromofluorobenzene (FID) (S)	89	%	70-130		1	07/21/21 13:12	07/21/21 22:18	460-00-4	
4-Bromofluorobenzene (PID) (S)	81	%	70-130		1	07/21/21 13:12	07/21/21 22:18	460-00-4	
8260D/5035A/5030B Volatiles	Analytical Method: EPA 8260D Preparation Method: EPA 5035A/5030B Pace Analytical Services - Charlotte								
Acetone	ND	ug/kg	141	45.1	1	07/20/21 12:19	07/20/21 17:02	67-64-1	
Benzene	ND	ug/kg	7.0	2.8	1	07/20/21 12:19	07/20/21 17:02	71-43-2	
Bromobenzene	ND	ug/kg	7.0	2.3	1	07/20/21 12:19	07/20/21 17:02	108-86-1	
Bromochloromethane	ND	ug/kg	7.0	2.1	1	07/20/21 12:19	07/20/21 17:02	74-97-5	
Bromodichloromethane	ND	ug/kg	7.0	2.7	1	07/20/21 12:19	07/20/21 17:02	75-27-4	
Bromoform	ND	ug/kg	7.0	2.5	1	07/20/21 12:19	07/20/21 17:02	75-25-2	
Bromomethane	ND	ug/kg	14.1	11.1	1	07/20/21 12:19	07/20/21 17:02	74-83-9	IK
2-Butanone (MEK)	ND	ug/kg	141	33.7	1	07/20/21 12:19	07/20/21 17:02	78-93-3	
n-Butylbenzene	ND	ug/kg	7.0	3.3	1	07/20/21 12:19	07/20/21 17:02	104-51-8	
sec-Butylbenzene	ND	ug/kg	7.0	3.1	1	07/20/21 12:19	07/20/21 17:02	135-98-8	
tert-Butylbenzene	ND	ug/kg	7.0	2.5	1	07/20/21 12:19	07/20/21 17:02	98-06-6	
Carbon tetrachloride	ND	ug/kg	7.0	2.6	1	07/20/21 12:19	07/20/21 17:02	56-23-5	
Chlorobenzene	ND	ug/kg	7.0	1.3	1	07/20/21 12:19	07/20/21 17:02	108-90-7	
Chloroethane	ND	ug/kg	14.1	5.4	1	07/20/21 12:19	07/20/21 17:02	75-00-3	IH,L1
Chloroform	ND	ug/kg	7.0	4.3	1	07/20/21 12:19	07/20/21 17:02	67-66-3	
Chloromethane	ND	ug/kg	14.1	5.9	1	07/20/21 12:19	07/20/21 17:02	74-87-3	L1
2-Chlorotoluene	ND	ug/kg	7.0	2.5	1	07/20/21 12:19	07/20/21 17:02	95-49-8	
4-Chlorotoluene	ND	ug/kg	7.0	1.2	1	07/20/21 12:19	07/20/21 17:02	106-43-4	
1,2-Dibromo-3-chloropropane	ND	ug/kg	7.0	2.7	1	07/20/21 12:19	07/20/21 17:02	96-12-8	
Dibromochloromethane	ND	ug/kg	7.0	4.0	1	07/20/21 12:19	07/20/21 17:02	124-48-1	
1,2-Dibromoethane (EDB)	ND	ug/kg	7.0	3.1	1	07/20/21 12:19	07/20/21 17:02	106-93-4	
Dibromomethane	ND	ug/kg	7.0	1.5	1	07/20/21 12:19	07/20/21 17:02	74-95-3	
1,2-Dichlorobenzene	ND	ug/kg	7.0	2.5	1	07/20/21 12:19	07/20/21 17:02	95-50-1	
1,3-Dichlorobenzene	ND	ug/kg	7.0	2.2	1	07/20/21 12:19	07/20/21 17:02	541-73-1	
1,4-Dichlorobenzene	ND	ug/kg	7.0	1.8	1	07/20/21 12:19	07/20/21 17:02	106-46-7	
Dichlorodifluoromethane	ND	ug/kg	14.1	3.1	1	07/20/21 12:19	07/20/21 17:02	75-71-8	
1,1-Dichloroethane	ND	ug/kg	7.0	2.9	1	07/20/21 12:19	07/20/21 17:02	75-34-3	
1,2-Dichloroethane	ND	ug/kg	7.0	4.7	1	07/20/21 12:19	07/20/21 17:02	107-06-2	
1,1-Dichloroethene	ND	ug/kg	7.0	2.9	1	07/20/21 12:19	07/20/21 17:02	75-35-4	
cis-1,2-Dichloroethene	ND	ug/kg	7.0	2.4	1	07/20/21 12:19	07/20/21 17:02	156-59-2	
trans-1,2-Dichloroethene	ND	ug/kg	7.0	2.5	1	07/20/21 12:19	07/20/21 17:02	156-60-5	
1,2-Dichloropropane	ND	ug/kg	7.0	2.1	1	07/20/21 12:19	07/20/21 17:02	78-87-5	
1,3-Dichloropropane	ND	ug/kg	7.0	2.2	1	07/20/21 12:19	07/20/21 17:02	142-28-9	
2,2-Dichloropropane	ND	ug/kg	7.0	2.3	1	07/20/21 12:19	07/20/21 17:02	594-20-7	

REPORT OF LABORATORY ANALYSIS

This report shall not be reproduced, except in full,
without the written consent of Pace Analytical Services, LLC.

Pace Analytical Services, LLC
9800 Kincey Ave. Suite 100
Huntersville, NC 28078
(704)875-9092

ANALYTICAL RESULTS

Project: CPC HUNTERSVILLE/CPC21018
Pace Project No.: 92550144

Sample: AE4 0-2 **Lab ID: 92550144001** Collected: 07/16/21 10:15 Received: 07/16/21 16:55 Matrix: Solid

Results reported on a "dry weight" basis and are adjusted for percent moisture, sample size and any dilutions.

Parameters	Results	Units	Report Limit	MDL	DF	Prepared	Analyzed	CAS No.	Qual
8260D/5035A/5030B Volatiles	Analytical Method: EPA 8260D Preparation Method: EPA 5035A/5030B Pace Analytical Services - Charlotte								
1,1-Dichloropropene	ND	ug/kg	7.0	3.4	1	07/20/21 12:19	07/20/21 17:02	563-58-6	
cis-1,3-Dichloropropene	ND	ug/kg	7.0	1.9	1	07/20/21 12:19	07/20/21 17:02	10061-01-5	
trans-1,3-Dichloropropene	ND	ug/kg	7.0	2.4	1	07/20/21 12:19	07/20/21 17:02	10061-02-6	
Diisopropyl ether	ND	ug/kg	7.0	1.9	1	07/20/21 12:19	07/20/21 17:02	108-20-3	
Ethylbenzene	ND	ug/kg	7.0	3.3	1	07/20/21 12:19	07/20/21 17:02	100-41-4	
Hexachloro-1,3-butadiene	ND	ug/kg	14.1	11.5	1	07/20/21 12:19	07/20/21 17:02	87-68-3	
2-Hexanone	ND	ug/kg	70.3	6.8	1	07/20/21 12:19	07/20/21 17:02	591-78-6	
Isopropylbenzene (Cumene)	ND	ug/kg	7.0	2.4	1	07/20/21 12:19	07/20/21 17:02	98-82-8	
p-Isopropyltoluene	ND	ug/kg	7.0	3.5	1	07/20/21 12:19	07/20/21 17:02	99-87-6	
Methylene Chloride	ND	ug/kg	28.1	19.3	1	07/20/21 12:19	07/20/21 17:02	75-09-2	IK
4-Methyl-2-pentanone (MIBK)	ND	ug/kg	70.3	6.8	1	07/20/21 12:19	07/20/21 17:02	108-10-1	
Methyl-tert-butyl ether	ND	ug/kg	7.0	2.6	1	07/20/21 12:19	07/20/21 17:02	1634-04-4	
Naphthalene	ND	ug/kg	7.0	3.7	1	07/20/21 12:19	07/20/21 17:02	91-20-3	
n-Propylbenzene	ND	ug/kg	7.0	2.5	1	07/20/21 12:19	07/20/21 17:02	103-65-1	
Styrene	ND	ug/kg	7.0	1.9	1	07/20/21 12:19	07/20/21 17:02	100-42-5	
1,1,1,2-Tetrachloroethane	ND	ug/kg	7.0	2.7	1	07/20/21 12:19	07/20/21 17:02	630-20-6	
1,1,2,2-Tetrachloroethane	ND	ug/kg	7.0	1.9	1	07/20/21 12:19	07/20/21 17:02	79-34-5	
Tetrachloroethene	ND	ug/kg	7.0	2.2	1	07/20/21 12:19	07/20/21 17:02	127-18-4	
Toluene	ND	ug/kg	7.0	2.0	1	07/20/21 12:19	07/20/21 17:02	108-88-3	
1,2,3-Trichlorobenzene	ND	ug/kg	7.0	5.7	1	07/20/21 12:19	07/20/21 17:02	87-61-6	
1,2,4-Trichlorobenzene	ND	ug/kg	7.0	5.9	1	07/20/21 12:19	07/20/21 17:02	120-82-1	
1,1,1-Trichloroethane	ND	ug/kg	7.0	3.7	1	07/20/21 12:19	07/20/21 17:02	71-55-6	
1,1,2-Trichloroethane	ND	ug/kg	7.0	2.3	1	07/20/21 12:19	07/20/21 17:02	79-00-5	
Trichloroethene	ND	ug/kg	7.0	1.8	1	07/20/21 12:19	07/20/21 17:02	79-01-6	
Trichlorofluoromethane	ND	ug/kg	7.0	3.9	1	07/20/21 12:19	07/20/21 17:02	75-69-4	
1,2,3-Trichloropropane	ND	ug/kg	7.0	3.6	1	07/20/21 12:19	07/20/21 17:02	96-18-4	
1,2,4-Trimethylbenzene	ND	ug/kg	7.0	1.9	1	07/20/21 12:19	07/20/21 17:02	95-63-6	
1,3,5-Trimethylbenzene	ND	ug/kg	7.0	2.4	1	07/20/21 12:19	07/20/21 17:02	108-67-8	
Vinyl acetate	ND	ug/kg	70.3	5.1	1	07/20/21 12:19	07/20/21 17:02	108-05-4	
Vinyl chloride	ND	ug/kg	14.1	3.6	1	07/20/21 12:19	07/20/21 17:02	75-01-4	
Xylene (Total)	ND	ug/kg	14.1	4.0	1	07/20/21 12:19	07/20/21 17:02	1330-20-7	
m&p-Xylene	ND	ug/kg	14.1	4.8	1	07/20/21 12:19	07/20/21 17:02	179601-23-1	
o-Xylene	ND	ug/kg	7.0	3.1	1	07/20/21 12:19	07/20/21 17:02	95-47-6	
Surrogates									
Toluene-d8 (S)	100	%	70-130		1	07/20/21 12:19	07/20/21 17:02	2037-26-5	
4-Bromofluorobenzene (S)	95	%	69-134		1	07/20/21 12:19	07/20/21 17:02	460-00-4	
1,2-Dichloroethane-d4 (S)	96	%	70-130		1	07/20/21 12:19	07/20/21 17:02	17060-07-0	
Percent Moisture	Analytical Method: SW-846 Pace Analytical Services - Charlotte								
Percent Moisture	**22.2**	%	0.10	0.10	1		07/16/21 17:25		N2

REPORT OF LABORATORY ANALYSIS

This report shall not be reproduced, except in full,
without the written consent of Pace Analytical Services, LLC.

Pace Analytical Services, LLC
9800 Kincey Ave. Suite 100
Huntersville, NC 28078
(704)875-9092

ANALYTICAL RESULTS

Project: CPC HUNTERSVILLE/CPC21018
Pace Project No.: 92550144

Sample: AE4 16-18 **Lab ID: 92550144002** Collected: 07/16/21 10:20 Received: 07/16/21 16:55 Matrix: Solid

Results reported on a "dry weight" basis and are adjusted for percent moisture, sample size and any dilutions.

Parameters	Results	Units	Report Limit	MDL	DF	Prepared	Analyzed	CAS No.	Qual
VPH NC Soil	Analytical Method: MADEP VPH Preparation Method: MADEP VPH Pace Analytical Services - Charlotte								
Total VPH (C5-C12)	ND	mg/kg	3.4	3.4	1	07/21/21 13:12	07/21/21 22:46		N2
Aliphatic (C05-C08)	ND	mg/kg	3.4	3.4	1	07/21/21 13:12	07/21/21 22:46		N2
Aliphatic(C09-C12) Adjusted	ND	mg/kg	3.4	3.4	1	07/21/21 13:12	07/21/21 22:46		N2
Aromatic (C09-C10)	ND	mg/kg	3.4	3.4	1	07/21/21 13:12	07/21/21 22:46		N2
Surrogates									
4-Bromofluorobenzene (FID) (S)	100	%	70-130		1	07/21/21 13:12	07/21/21 22:46	460-00-4	
4-Bromofluorobenzene (PID) (S)	90	%	70-130		1	07/21/21 13:12	07/21/21 22:46	460-00-4	
8260D/5035A/5030B Volatiles	Analytical Method: EPA 8260D Preparation Method: EPA 5035A/5030B Pace Analytical Services - Charlotte								
Acetone	ND	ug/kg	131	42.0	1	07/20/21 12:19	07/20/21 17:19	67-64-1	
Benzene	**53.4**	ug/kg	6.5	2.6	1	07/20/21 12:19	07/20/21 17:19	71-43-2	
Bromobenzene	ND	ug/kg	6.5	2.1	1	07/20/21 12:19	07/20/21 17:19	108-86-1	
Bromochloromethane	ND	ug/kg	6.5	1.9	1	07/20/21 12:19	07/20/21 17:19	74-97-5	
Bromodichloromethane	ND	ug/kg	6.5	2.5	1	07/20/21 12:19	07/20/21 17:19	75-27-4	
Bromoform	ND	ug/kg	6.5	2.3	1	07/20/21 12:19	07/20/21 17:19	75-25-2	
Bromomethane	ND	ug/kg	13.1	10.3	1	07/20/21 12:19	07/20/21 17:19	74-83-9	IK
2-Butanone (MEK)	ND	ug/kg	131	31.4	1	07/20/21 12:19	07/20/21 17:19	78-93-3	
n-Butylbenzene	ND	ug/kg	6.5	3.1	1	07/20/21 12:19	07/20/21 17:19	104-51-8	
sec-Butylbenzene	ND	ug/kg	6.5	2.9	1	07/20/21 12:19	07/20/21 17:19	135-98-8	
tert-Butylbenzene	ND	ug/kg	6.5	2.3	1	07/20/21 12:19	07/20/21 17:19	98-06-6	
Carbon tetrachloride	ND	ug/kg	6.5	2.4	1	07/20/21 12:19	07/20/21 17:19	56-23-5	
Chlorobenzene	ND	ug/kg	6.5	1.3	1	07/20/21 12:19	07/20/21 17:19	108-90-7	
Chloroethane	ND	ug/kg	13.1	5.1	1	07/20/21 12:19	07/20/21 17:19	75-00-3	IH,L1
Chloroform	ND	ug/kg	6.5	4.0	1	07/20/21 12:19	07/20/21 17:19	67-66-3	
Chloromethane	ND	ug/kg	13.1	5.5	1	07/20/21 12:19	07/20/21 17:19	74-87-3	L1
2-Chlorotoluene	ND	ug/kg	6.5	2.3	1	07/20/21 12:19	07/20/21 17:19	95-49-8	
4-Chlorotoluene	ND	ug/kg	6.5	1.2	1	07/20/21 12:19	07/20/21 17:19	106-43-4	
1,2-Dibromo-3-chloropropane	ND	ug/kg	6.5	2.5	1	07/20/21 12:19	07/20/21 17:19	96-12-8	
Dibromochloromethane	ND	ug/kg	6.5	3.7	1	07/20/21 12:19	07/20/21 17:19	124-48-1	
1,2-Dibromoethane (EDB)	ND	ug/kg	6.5	2.9	1	07/20/21 12:19	07/20/21 17:19	106-93-4	
Dibromomethane	ND	ug/kg	6.5	1.4	1	07/20/21 12:19	07/20/21 17:19	74-95-3	
1,2-Dichlorobenzene	ND	ug/kg	6.5	2.4	1	07/20/21 12:19	07/20/21 17:19	95-50-1	
1,3-Dichlorobenzene	ND	ug/kg	6.5	2.0	1	07/20/21 12:19	07/20/21 17:19	541-73-1	
1,4-Dichlorobenzene	ND	ug/kg	6.5	1.7	1	07/20/21 12:19	07/20/21 17:19	106-46-7	
Dichlorodifluoromethane	ND	ug/kg	13.1	2.8	1	07/20/21 12:19	07/20/21 17:19	75-71-8	
1,1-Dichloroethane	ND	ug/kg	6.5	2.7	1	07/20/21 12:19	07/20/21 17:19	75-34-3	
1,2-Dichloroethane	ND	ug/kg	6.5	4.3	1	07/20/21 12:19	07/20/21 17:19	107-06-2	
1,1-Dichloroethene	ND	ug/kg	6.5	2.7	1	07/20/21 12:19	07/20/21 17:19	75-35-4	
cis-1,2-Dichloroethene	ND	ug/kg	6.5	2.2	1	07/20/21 12:19	07/20/21 17:19	156-59-2	
trans-1,2-Dichloroethene	ND	ug/kg	6.5	2.3	1	07/20/21 12:19	07/20/21 17:19	156-60-5	
1,2-Dichloropropane	ND	ug/kg	6.5	2.0	1	07/20/21 12:19	07/20/21 17:19	78-87-5	
1,3-Dichloropropane	ND	ug/kg	6.5	2.0	1	07/20/21 12:19	07/20/21 17:19	142-28-9	
2,2-Dichloropropane	ND	ug/kg	6.5	2.1	1	07/20/21 12:19	07/20/21 17:19	594-20-7	

REPORT OF LABORATORY ANALYSIS

This report shall not be reproduced, except in full,
without the written consent of Pace Analytical Services, LLC.

Pace Analytical Services, LLC
9800 Kincey Ave. Suite 100
Huntersville, NC 28078
(704)875-9092

ANALYTICAL RESULTS

Project: CPC HUNTERSVILLE/CPC21018
Pace Project No.: 92550144

Sample: AE4 16-18 **Lab ID: 92550144002** Collected: 07/16/21 10:20 Received: 07/16/21 16:55 Matrix: Solid

Results reported on a "dry weight" basis and are adjusted for percent moisture, sample size and any dilutions.

Parameters	Results	Units	Report Limit	MDL	DF	Prepared	Analyzed	CAS No.	Qual
8260D/5035A/5030B Volatiles	Analytical Method: EPA 8260D Preparation Method: EPA 5035A/5030B Pace Analytical Services - Charlotte								
1,1-Dichloropropene	ND	ug/kg	6.5	3.1	1	07/20/21 12:19	07/20/21 17:19	563-58-6	
cis-1,3-Dichloropropene	ND	ug/kg	6.5	1.8	1	07/20/21 12:19	07/20/21 17:19	10061-01-5	
trans-1,3-Dichloropropene	ND	ug/kg	6.5	2.3	1	07/20/21 12:19	07/20/21 17:19	10061-02-6	
Diisopropyl ether	**8.5**	ug/kg	6.5	1.8	1	07/20/21 12:19	07/20/21 17:19	108-20-3	
Ethylbenzene	**20.6**	ug/kg	6.5	3.1	1	07/20/21 12:19	07/20/21 17:19	100-41-4	
Hexachloro-1,3-butadiene	ND	ug/kg	13.1	10.7	1	07/20/21 12:19	07/20/21 17:19	87-68-3	
2-Hexanone	ND	ug/kg	65.5	6.3	1	07/20/21 12:19	07/20/21 17:19	591-78-6	
Isopropylbenzene (Cumene)	ND	ug/kg	6.5	2.2	1	07/20/21 12:19	07/20/21 17:19	98-82-8	
p-Isopropyltoluene	ND	ug/kg	6.5	3.2	1	07/20/21 12:19	07/20/21 17:19	99-87-6	
Methylene Chloride	ND	ug/kg	26.2	17.9	1	07/20/21 12:19	07/20/21 17:19	75-09-2	IK
4-Methyl-2-pentanone (MIBK)	ND	ug/kg	65.5	6.3	1	07/20/21 12:19	07/20/21 17:19	108-10-1	
Methyl-tert-butyl ether	ND	ug/kg	6.5	2.4	1	07/20/21 12:19	07/20/21 17:19	1634-04-4	
Naphthalene	**8.4**	ug/kg	6.5	3.4	1	07/20/21 12:19	07/20/21 17:19	91-20-3	
n-Propylbenzene	ND	ug/kg	6.5	2.3	1	07/20/21 12:19	07/20/21 17:19	103-65-1	
Styrene	ND	ug/kg	6.5	1.7	1	07/20/21 12:19	07/20/21 17:19	100-42-5	
1,1,1,2-Tetrachloroethane	ND	ug/kg	6.5	2.5	1	07/20/21 12:19	07/20/21 17:19	630-20-6	
1,1,2,2-Tetrachloroethane	ND	ug/kg	6.5	1.7	1	07/20/21 12:19	07/20/21 17:19	79-34-5	
Tetrachloroethene	ND	ug/kg	6.5	2.1	1	07/20/21 12:19	07/20/21 17:19	127-18-4	
Toluene	**201**	ug/kg	6.5	1.9	1	07/20/21 12:19	07/20/21 17:19	108-88-3	
1,2,3-Trichlorobenzene	ND	ug/kg	6.5	5.3	1	07/20/21 12:19	07/20/21 17:19	87-61-6	
1,2,4-Trichlorobenzene	ND	ug/kg	6.5	5.5	1	07/20/21 12:19	07/20/21 17:19	120-82-1	
1,1,1-Trichloroethane	ND	ug/kg	6.5	3.4	1	07/20/21 12:19	07/20/21 17:19	71-55-6	
1,1,2-Trichloroethane	ND	ug/kg	6.5	2.2	1	07/20/21 12:19	07/20/21 17:19	79-00-5	
Trichloroethene	ND	ug/kg	6.5	1.7	1	07/20/21 12:19	07/20/21 17:19	79-01-6	
Trichlorofluoromethane	ND	ug/kg	6.5	3.6	1	07/20/21 12:19	07/20/21 17:19	75-69-4	
1,2,3-Trichloropropane	ND	ug/kg	6.5	3.3	1	07/20/21 12:19	07/20/21 17:19	96-18-4	
1,2,4-Trimethylbenzene	**27.5**	ug/kg	6.5	1.8	1	07/20/21 12:19	07/20/21 17:19	95-63-6	
1,3,5-Trimethylbenzene	ND	ug/kg	6.5	2.2	1	07/20/21 12:19	07/20/21 17:19	108-67-8	
Vinyl acetate	ND	ug/kg	65.5	4.8	1	07/20/21 12:19	07/20/21 17:19	108-05-4	
Vinyl chloride	ND	ug/kg	13.1	3.3	1	07/20/21 12:19	07/20/21 17:19	75-01-4	
Xylene (Total)	**123**	ug/kg	13.1	3.7	1	07/20/21 12:19	07/20/21 17:19	1330-20-7	
m&p-Xylene	**78.5**	ug/kg	13.1	4.5	1	07/20/21 12:19	07/20/21 17:19	179601-23-1	
o-Xylene	**44.6**	ug/kg	6.5	2.9	1	07/20/21 12:19	07/20/21 17:19	95-47-6	
Surrogates									
Toluene-d8 (S)	100	%	70-130		1	07/20/21 12:19	07/20/21 17:19	2037-26-5	
4-Bromofluorobenzene (S)	94	%	69-134		1	07/20/21 12:19	07/20/21 17:19	460-00-4	
1,2-Dichloroethane-d4 (S)	96	%	70-130		1	07/20/21 12:19	07/20/21 17:19	17060-07-0	
Percent Moisture	Analytical Method: SW-846 Pace Analytical Services - Charlotte								
Percent Moisture	**18.7**	%	0.10	0.10	1		07/16/21 17:25		N2

REPORT OF LABORATORY ANALYSIS

This report shall not be reproduced, except in full,
without the written consent of Pace Analytical Services, LLC.

Pace Analytical Services, LLC
9800 Kincey Ave. Suite 100
Huntersville, NC 28078
(704)875-9092

ANALYTICAL RESULTS

Project: CPC HUNTERSVILLE/CPC21018
Pace Project No.: 92550144

Sample: AE4 28-30 **Lab ID: 92550144003** Collected: 07/16/21 10:25 Received: 07/16/21 16:55 Matrix: Solid

Results reported on a "dry weight" basis and are adjusted for percent moisture, sample size and any dilutions.

Parameters	Results	Units	Report Limit	MDL	DF	Prepared	Analyzed	CAS No.	Qual
VPH NC Soil	Analytical Method: MADEP VPH Preparation Method: MADEP VPH Pace Analytical Services - Charlotte								
Total VPH (C5-C12)	**5.5**	mg/kg	3.5	3.5	1	07/21/21 13:12	07/21/21 23:15		N2
Aliphatic (C05-C08)	**4.0**	mg/kg	3.5	3.5	1	07/21/21 13:12	07/21/21 23:15		N2
Aliphatic(C09-C12) Adjusted	ND	mg/kg	3.5	3.5	1	07/21/21 13:12	07/21/21 23:15		N2
Aromatic (C09-C10)	ND	mg/kg	3.5	3.5	1	07/21/21 13:12	07/21/21 23:15		N2
Surrogates									
4-Bromofluorobenzene (FID) (S)	102	%	70-130		1	07/21/21 13:12	07/21/21 23:15	460-00-4	
4-Bromofluorobenzene (PID) (S)	94	%	70-130		1	07/21/21 13:12	07/21/21 23:15	460-00-4	
8260D/5035A/5030B Volatiles	Analytical Method: EPA 8260D Preparation Method: EPA 5035A/5030B Pace Analytical Services - Charlotte								
Acetone	ND	ug/kg	135	43.4	1	07/20/21 12:19	07/20/21 17:37	67-64-1	
Benzene	**109**	ug/kg	6.8	2.7	1	07/20/21 12:19	07/20/21 17:37	71-43-2	
Bromobenzene	ND	ug/kg	6.8	2.2	1	07/20/21 12:19	07/20/21 17:37	108-86-1	
Bromochloromethane	ND	ug/kg	6.8	2.0	1	07/20/21 12:19	07/20/21 17:37	74-97-5	
Bromodichloromethane	ND	ug/kg	6.8	2.6	1	07/20/21 12:19	07/20/21 17:37	75-27-4	
Bromoform	ND	ug/kg	6.8	2.4	1	07/20/21 12:19	07/20/21 17:37	75-25-2	
Bromomethane	ND	ug/kg	13.5	10.7	1	07/20/21 12:19	07/20/21 17:37	74-83-9	IK
2-Butanone (MEK)	ND	ug/kg	135	32.5	1	07/20/21 12:19	07/20/21 17:37	78-93-3	
n-Butylbenzene	**3.8J**	ug/kg	6.8	3.2	1	07/20/21 12:19	07/20/21 17:37	104-51-8	
sec-Butylbenzene	ND	ug/kg	6.8	3.0	1	07/20/21 12:19	07/20/21 17:37	135-98-8	
tert-Butylbenzene	ND	ug/kg	6.8	2.4	1	07/20/21 12:19	07/20/21 17:37	98-06-6	
Carbon tetrachloride	ND	ug/kg	6.8	2.5	1	07/20/21 12:19	07/20/21 17:37	56-23-5	
Chlorobenzene	ND	ug/kg	6.8	1.3	1	07/20/21 12:19	07/20/21 17:37	108-90-7	
Chloroethane	ND	ug/kg	13.5	5.2	1	07/20/21 12:19	07/20/21 17:37	75-00-3	IH,L1
Chloroform	ND	ug/kg	6.8	4.1	1	07/20/21 12:19	07/20/21 17:37	67-66-3	
Chloromethane	ND	ug/kg	13.5	5.7	1	07/20/21 12:19	07/20/21 17:37	74-87-3	L1
2-Chlorotoluene	ND	ug/kg	6.8	2.4	1	07/20/21 12:19	07/20/21 17:37	95-49-8	
4-Chlorotoluene	ND	ug/kg	6.8	1.2	1	07/20/21 12:19	07/20/21 17:37	106-43-4	
1,2-Dibromo-3-chloropropane	ND	ug/kg	6.8	2.6	1	07/20/21 12:19	07/20/21 17:37	96-12-8	
Dibromochloromethane	ND	ug/kg	6.8	3.8	1	07/20/21 12:19	07/20/21 17:37	124-48-1	
1,2-Dibromoethane (EDB)	ND	ug/kg	6.8	3.0	1	07/20/21 12:19	07/20/21 17:37	106-93-4	
Dibromomethane	ND	ug/kg	6.8	1.4	1	07/20/21 12:19	07/20/21 17:37	74-95-3	
1,2-Dichlorobenzene	ND	ug/kg	6.8	2.4	1	07/20/21 12:19	07/20/21 17:37	95-50-1	
1,3-Dichlorobenzene	ND	ug/kg	6.8	2.1	1	07/20/21 12:19	07/20/21 17:37	541-73-1	
1,4-Dichlorobenzene	ND	ug/kg	6.8	1.8	1	07/20/21 12:19	07/20/21 17:37	106-46-7	
Dichlorodifluoromethane	ND	ug/kg	13.5	2.9	1	07/20/21 12:19	07/20/21 17:37	75-71-8	
1,1-Dichloroethane	ND	ug/kg	6.8	2.8	1	07/20/21 12:19	07/20/21 17:37	75-34-3	
1,2-Dichloroethane	ND	ug/kg	6.8	4.5	1	07/20/21 12:19	07/20/21 17:37	107-06-2	
1,1-Dichloroethene	ND	ug/kg	6.8	2.8	1	07/20/21 12:19	07/20/21 17:37	75-35-4	
cis-1,2-Dichloroethene	ND	ug/kg	6.8	2.3	1	07/20/21 12:19	07/20/21 17:37	156-59-2	
trans-1,2-Dichloroethene	ND	ug/kg	6.8	2.4	1	07/20/21 12:19	07/20/21 17:37	156-60-5	
1,2-Dichloropropane	ND	ug/kg	6.8	2.0	1	07/20/21 12:19	07/20/21 17:37	78-87-5	
1,3-Dichloropropane	ND	ug/kg	6.8	2.1	1	07/20/21 12:19	07/20/21 17:37	142-28-9	
2,2-Dichloropropane	ND	ug/kg	6.8	2.2	1	07/20/21 12:19	07/20/21 17:37	594-20-7	

REPORT OF LABORATORY ANALYSIS

This report shall not be reproduced, except in full,
without the written consent of Pace Analytical Services, LLC.

Pace Analytical Services, LLC
9800 Kincey Ave. Suite 100
Huntersville, NC 28078
(704)875-9092

ANALYTICAL RESULTS

Project: CPC HUNTERSVILLE/CPC21018
Pace Project No.: 92550144

Sample: AE4 28-30 **Lab ID: 92550144003** Collected: 07/16/21 10:25 Received: 07/16/21 16:55 Matrix: Solid

Results reported on a "dry weight" basis and are adjusted for percent moisture, sample size and any dilutions.

Parameters	Results	Units	Report Limit	MDL	DF	Prepared	Analyzed	CAS No.	Qual
8260D/5035A/5030B Volatiles	Analytical Method: EPA 8260D Preparation Method: EPA 5035A/5030B Pace Analytical Services - Charlotte								
1,1-Dichloropropene	ND	ug/kg	6.8	3.2	1	07/20/21 12:19	07/20/21 17:37	563-58-6	
cis-1,3-Dichloropropene	ND	ug/kg	6.8	1.8	1	07/20/21 12:19	07/20/21 17:37	10061-01-5	
trans-1,3-Dichloropropene	ND	ug/kg	6.8	2.3	1	07/20/21 12:19	07/20/21 17:37	10061-02-6	
Diisopropyl ether	ND	ug/kg	6.8	1.8	1	07/20/21 12:19	07/20/21 17:37	108-20-3	
Ethylbenzene	**76.1**	ug/kg	6.8	3.2	1	07/20/21 12:19	07/20/21 17:37	100-41-4	
Hexachloro-1,3-butadiene	ND	ug/kg	13.5	11.1	1	07/20/21 12:19	07/20/21 17:37	87-68-3	
2-Hexanone	ND	ug/kg	67.7	6.5	1	07/20/21 12:19	07/20/21 17:37	591-78-6	
Isopropylbenzene (Cumene)	ND	ug/kg	6.8	2.3	1	07/20/21 12:19	07/20/21 17:37	98-82-8	
p-Isopropyltoluene	ND	ug/kg	6.8	3.3	1	07/20/21 12:19	07/20/21 17:37	99-87-6	
Methylene Chloride	ND	ug/kg	27.1	18.5	1	07/20/21 12:19	07/20/21 17:37	75-09-2	IK
4-Methyl-2-pentanone (MIBK)	ND	ug/kg	67.7	6.5	1	07/20/21 12:19	07/20/21 17:37	108-10-1	
Methyl-tert-butyl ether	ND	ug/kg	6.8	2.5	1	07/20/21 12:19	07/20/21 17:37	1634-04-4	
Naphthalene	**19.8**	ug/kg	6.8	3.6	1	07/20/21 12:19	07/20/21 17:37	91-20-3	
n-Propylbenzene	ND	ug/kg	6.8	2.4	1	07/20/21 12:19	07/20/21 17:37	103-65-1	
Styrene	ND	ug/kg	6.8	1.8	1	07/20/21 12:19	07/20/21 17:37	100-42-5	
1,1,1,2-Tetrachloroethane	ND	ug/kg	6.8	2.6	1	07/20/21 12:19	07/20/21 17:37	630-20-6	
1,1,2,2-Tetrachloroethane	ND	ug/kg	6.8	1.8	1	07/20/21 12:19	07/20/21 17:37	79-34-5	
Tetrachloroethene	ND	ug/kg	6.8	2.1	1	07/20/21 12:19	07/20/21 17:37	127-18-4	
Toluene	**756**	ug/kg	6.8	1.9	1	07/20/21 12:19	07/20/21 17:37	108-88-3	
1,2,3-Trichlorobenzene	ND	ug/kg	6.8	5.5	1	07/20/21 12:19	07/20/21 17:37	87-61-6	
1,2,4-Trichlorobenzene	ND	ug/kg	6.8	5.7	1	07/20/21 12:19	07/20/21 17:37	120-82-1	
1,1,1-Trichloroethane	ND	ug/kg	6.8	3.5	1	07/20/21 12:19	07/20/21 17:37	71-55-6	
1,1,2-Trichloroethane	ND	ug/kg	6.8	2.2	1	07/20/21 12:19	07/20/21 17:37	79-00-5	
Trichloroethene	ND	ug/kg	6.8	1.7	1	07/20/21 12:19	07/20/21 17:37	79-01-6	
Trichlorofluoromethane	ND	ug/kg	6.8	3.7	1	07/20/21 12:19	07/20/21 17:37	75-69-4	
1,2,3-Trichloropropane	ND	ug/kg	6.8	3.4	1	07/20/21 12:19	07/20/21 17:37	96-18-4	
1,2,4-Trimethylbenzene	**74.4**	ug/kg	6.8	1.9	1	07/20/21 12:19	07/20/21 17:37	95-63-6	
1,3,5-Trimethylbenzene	ND	ug/kg	6.8	2.3	1	07/20/21 12:19	07/20/21 17:37	108-67-8	
Vinyl acetate	ND	ug/kg	67.7	4.9	1	07/20/21 12:19	07/20/21 17:37	108-05-4	
Vinyl chloride	ND	ug/kg	13.5	3.4	1	07/20/21 12:19	07/20/21 17:37	75-01-4	
Xylene (Total)	**460**	ug/kg	13.5	3.9	1	07/20/21 12:19	07/20/21 17:37	1330-20-7	
m&p-Xylene	**309**	ug/kg	13.5	4.6	1	07/20/21 12:19	07/20/21 17:37	179601-23-1	
o-Xylene	**151**	ug/kg	6.8	3.0	1	07/20/21 12:19	07/20/21 17:37	95-47-6	
Surrogates									
Toluene-d8 (S)	100	%	70-130		1	07/20/21 12:19	07/20/21 17:37	2037-26-5	
4-Bromofluorobenzene (S)	97	%	69-134		1	07/20/21 12:19	07/20/21 17:37	460-00-4	
1,2-Dichloroethane-d4 (S)	97	%	70-130		1	07/20/21 12:19	07/20/21 17:37	17060-07-0	
Percent Moisture	Analytical Method: SW-846 Pace Analytical Services - Charlotte								
Percent Moisture	**23.3**	%	0.10	0.10	1		07/16/21 17:25		N2

REPORT OF LABORATORY ANALYSIS

This report shall not be reproduced, except in full,
without the written consent of Pace Analytical Services, LLC.

Pace Analytical Services, LLC
9800 Kincey Ave. Suite 100
Huntersville, NC 28078
(704)875-9092

ANALYTICAL RESULTS

Project: CPC HUNTERSVILLE/CPC21018
Pace Project No.: 92550144

Sample: AE3 0-2 **Lab ID: 92550144004** Collected: 07/16/21 13:40 Received: 07/16/21 16:55 Matrix: Solid

Results reported on a "dry weight" basis and are adjusted for percent moisture, sample size and any dilutions.

Parameters	Results	Units	Report Limit	MDL	DF	Prepared	Analyzed	CAS No.	Qual
VPH NC Soil	Analytical Method: MADEP VPH Preparation Method: MADEP VPH Pace Analytical Services - Charlotte								
Total VPH (C5-C12)	**81.5**	mg/kg	4.1	4.1	1	07/21/21 13:12	07/21/21 23:43		N2
Aliphatic (C05-C08)	**5.8**	mg/kg	4.1	4.1	1	07/21/21 13:12	07/21/21 23:43		N2
Aliphatic(C09-C12) Adjusted	**33.2**	mg/kg	4.1	4.1	1	07/21/21 13:12	07/21/21 23:43		N2
Aromatic (C09-C10)	**42.5**	mg/kg	4.1	4.1	1	07/21/21 13:12	07/21/21 23:43		N2
Surrogates									
4-Bromofluorobenzene (FID) (S)	131	%	70-130		1	07/21/21 13:12	07/21/21 23:43	460-00-4	S5
4-Bromofluorobenzene (PID) (S)	102	%	70-130		1	07/21/21 13:12	07/21/21 23:43	460-00-4	
8260D/5035A/5030B Volatiles	Analytical Method: EPA 8260D Preparation Method: EPA 5035A/5030B Pace Analytical Services - Charlotte								
Acetone	ND	ug/kg	150	48.2	1	07/20/21 12:19	07/20/21 17:54	67-64-1	
Benzene	**32.7**	ug/kg	7.5	3.0	1	07/20/21 12:19	07/20/21 17:54	71-43-2	
Bromobenzene	ND	ug/kg	7.5	2.4	1	07/20/21 12:19	07/20/21 17:54	108-86-1	
Bromochloromethane	ND	ug/kg	7.5	2.2	1	07/20/21 12:19	07/20/21 17:54	74-97-5	
Bromodichloromethane	ND	ug/kg	7.5	2.9	1	07/20/21 12:19	07/20/21 17:54	75-27-4	
Bromoform	ND	ug/kg	7.5	2.6	1	07/20/21 12:19	07/20/21 17:54	75-25-2	
Bromomethane	ND	ug/kg	15.0	11.9	1	07/20/21 12:19	07/20/21 17:54	74-83-9	IK
2-Butanone (MEK)	ND	ug/kg	150	36.0	1	07/20/21 12:19	07/20/21 17:54	78-93-3	
n-Butylbenzene	ND	ug/kg	7.5	3.5	1	07/20/21 12:19	07/20/21 17:54	104-51-8	
sec-Butylbenzene	ND	ug/kg	7.5	3.3	1	07/20/21 12:19	07/20/21 17:54	135-98-8	
tert-Butylbenzene	ND	ug/kg	7.5	2.7	1	07/20/21 12:19	07/20/21 17:54	98-06-6	
Carbon tetrachloride	ND	ug/kg	7.5	2.8	1	07/20/21 12:19	07/20/21 17:54	56-23-5	
Chlorobenzene	ND	ug/kg	7.5	1.4	1	07/20/21 12:19	07/20/21 17:54	108-90-7	
Chloroethane	ND	ug/kg	15.0	5.8	1	07/20/21 12:19	07/20/21 17:54	75-00-3	IH,L1
Chloroform	ND	ug/kg	7.5	4.6	1	07/20/21 12:19	07/20/21 17:54	67-66-3	
Chloromethane	ND	ug/kg	15.0	6.3	1	07/20/21 12:19	07/20/21 17:54	74-87-3	L1
2-Chlorotoluene	ND	ug/kg	7.5	2.7	1	07/20/21 12:19	07/20/21 17:54	95-49-8	
4-Chlorotoluene	ND	ug/kg	7.5	1.3	1	07/20/21 12:19	07/20/21 17:54	106-43-4	
1,2-Dibromo-3-chloropropane	ND	ug/kg	7.5	2.9	1	07/20/21 12:19	07/20/21 17:54	96-12-8	
Dibromochloromethane	ND	ug/kg	7.5	4.2	1	07/20/21 12:19	07/20/21 17:54	124-48-1	
1,2-Dibromoethane (EDB)	ND	ug/kg	7.5	3.3	1	07/20/21 12:19	07/20/21 17:54	106-93-4	
Dibromomethane	ND	ug/kg	7.5	1.6	1	07/20/21 12:19	07/20/21 17:54	74-95-3	
1,2-Dichlorobenzene	ND	ug/kg	7.5	2.7	1	07/20/21 12:19	07/20/21 17:54	95-50-1	
1,3-Dichlorobenzene	ND	ug/kg	7.5	2.3	1	07/20/21 12:19	07/20/21 17:54	541-73-1	
1,4-Dichlorobenzene	ND	ug/kg	7.5	2.0	1	07/20/21 12:19	07/20/21 17:54	106-46-7	
Dichlorodifluoromethane	ND	ug/kg	15.0	3.3	1	07/20/21 12:19	07/20/21 17:54	75-71-8	
1,1-Dichloroethane	ND	ug/kg	7.5	3.1	1	07/20/21 12:19	07/20/21 17:54	75-34-3	
1,2-Dichloroethane	ND	ug/kg	7.5	5.0	1	07/20/21 12:19	07/20/21 17:54	107-06-2	
1,1-Dichloroethene	ND	ug/kg	7.5	3.1	1	07/20/21 12:19	07/20/21 17:54	75-35-4	
cis-1,2-Dichloroethene	ND	ug/kg	7.5	2.6	1	07/20/21 12:19	07/20/21 17:54	156-59-2	
trans-1,2-Dichloroethene	ND	ug/kg	7.5	2.6	1	07/20/21 12:19	07/20/21 17:54	156-60-5	
1,2-Dichloropropane	ND	ug/kg	7.5	2.3	1	07/20/21 12:19	07/20/21 17:54	78-87-5	
1,3-Dichloropropane	ND	ug/kg	7.5	2.3	1	07/20/21 12:19	07/20/21 17:54	142-28-9	
2,2-Dichloropropane	ND	ug/kg	7.5	2.4	1	07/20/21 12:19	07/20/21 17:54	594-20-7	

REPORT OF LABORATORY ANALYSIS

This report shall not be reproduced, except in full,
without the written consent of Pace Analytical Services, LLC.

Pace Analytical Services, LLC
9800 Kincey Ave. Suite 100
Huntersville, NC 28078
(704)875-9092

ANALYTICAL RESULTS

Project: CPC HUNTERSVILLE/CPC21018
Pace Project No.: 92550144

Sample: AE3 0-2 **Lab ID: 92550144004** Collected: 07/16/21 13:40 Received: 07/16/21 16:55 Matrix: Solid

Results reported on a "dry weight" basis and are adjusted for percent moisture, sample size and any dilutions.

Parameters	Results	Units	Report Limit	MDL	DF	Prepared	Analyzed	CAS No.	Qual
8260D/5035A/5030B Volatiles	Analytical Method: EPA 8260D Preparation Method: EPA 5035A/5030B Pace Analytical Services - Charlotte								
1,1-Dichloropropene	ND	ug/kg	7.5	3.6	1	07/20/21 12:19	07/20/21 17:54	563-58-6	
cis-1,3-Dichloropropene	ND	ug/kg	7.5	2.0	1	07/20/21 12:19	07/20/21 17:54	10061-01-5	
trans-1,3-Dichloropropene	ND	ug/kg	7.5	2.6	1	07/20/21 12:19	07/20/21 17:54	10061-02-6	
Diisopropyl ether	ND	ug/kg	7.5	2.0	1	07/20/21 12:19	07/20/21 17:54	108-20-3	
Ethylbenzene	**52.4**	ug/kg	7.5	3.5	1	07/20/21 12:19	07/20/21 17:54	100-41-4	
Hexachloro-1,3-butadiene	ND	ug/kg	15.0	12.3	1	07/20/21 12:19	07/20/21 17:54	87-68-3	
2-Hexanone	ND	ug/kg	75.1	7.2	1	07/20/21 12:19	07/20/21 17:54	591-78-6	
Isopropylbenzene (Cumene)	ND	ug/kg	7.5	2.6	1	07/20/21 12:19	07/20/21 17:54	98-82-8	
p-Isopropyltoluene	**10.4**	ug/kg	7.5	3.7	1	07/20/21 12:19	07/20/21 17:54	99-87-6	
Methylene Chloride	ND	ug/kg	30.0	20.6	1	07/20/21 12:19	07/20/21 17:54	75-09-2	IK
4-Methyl-2-pentanone (MIBK)	ND	ug/kg	75.1	7.2	1	07/20/21 12:19	07/20/21 17:54	108-10-1	
Methyl-tert-butyl ether	ND	ug/kg	7.5	2.8	1	07/20/21 12:19	07/20/21 17:54	1634-04-4	
Naphthalene	**22.7**	ug/kg	7.5	3.9	1	07/20/21 12:19	07/20/21 17:54	91-20-3	
n-Propylbenzene	ND	ug/kg	7.5	2.7	1	07/20/21 12:19	07/20/21 17:54	103-65-1	
Styrene	ND	ug/kg	7.5	2.0	1	07/20/21 12:19	07/20/21 17:54	100-42-5	
1,1,1,2-Tetrachloroethane	ND	ug/kg	7.5	2.9	1	07/20/21 12:19	07/20/21 17:54	630-20-6	
1,1,2,2-Tetrachloroethane	ND	ug/kg	7.5	2.0	1	07/20/21 12:19	07/20/21 17:54	79-34-5	
Tetrachloroethene	ND	ug/kg	7.5	2.4	1	07/20/21 12:19	07/20/21 17:54	127-18-4	
Toluene	**277**	ug/kg	7.5	2.1	1	07/20/21 12:19	07/20/21 17:54	108-88-3	
1,2,3-Trichlorobenzene	ND	ug/kg	7.5	6.1	1	07/20/21 12:19	07/20/21 17:54	87-61-6	
1,2,4-Trichlorobenzene	ND	ug/kg	7.5	6.3	1	07/20/21 12:19	07/20/21 17:54	120-82-1	
1,1,1-Trichloroethane	ND	ug/kg	7.5	3.9	1	07/20/21 12:19	07/20/21 17:54	71-55-6	
1,1,2-Trichloroethane	ND	ug/kg	7.5	2.5	1	07/20/21 12:19	07/20/21 17:54	79-00-5	
Trichloroethene	ND	ug/kg	7.5	1.9	1	07/20/21 12:19	07/20/21 17:54	79-01-6	
Trichlorofluoromethane	ND	ug/kg	7.5	4.1	1	07/20/21 12:19	07/20/21 17:54	75-69-4	
1,2,3-Trichloropropane	ND	ug/kg	7.5	3.8	1	07/20/21 12:19	07/20/21 17:54	96-18-4	
1,2,4-Trimethylbenzene	**84.2**	ug/kg	7.5	2.1	1	07/20/21 12:19	07/20/21 17:54	95-63-6	
1,3,5-Trimethylbenzene	ND	ug/kg	7.5	2.5	1	07/20/21 12:19	07/20/21 17:54	108-67-8	
Vinyl acetate	ND	ug/kg	75.1	5.5	1	07/20/21 12:19	07/20/21 17:54	108-05-4	
Vinyl chloride	ND	ug/kg	15.0	3.8	1	07/20/21 12:19	07/20/21 17:54	75-01-4	
Xylene (Total)	**331**	ug/kg	15.0	4.3	1	07/20/21 12:19	07/20/21 17:54	1330-20-7	
m&p-Xylene	**235**	ug/kg	15.0	5.1	1	07/20/21 12:19	07/20/21 17:54	179601-23-1	
o-Xylene	**95.9**	ug/kg	7.5	3.3	1	07/20/21 12:19	07/20/21 17:54	95-47-6	
Surrogates									
Toluene-d8 (S)	99	%	70-130		1	07/20/21 12:19	07/20/21 17:54	2037-26-5	
4-Bromofluorobenzene (S)	97	%	69-134		1	07/20/21 12:19	07/20/21 17:54	460-00-4	
1,2-Dichloroethane-d4 (S)	99	%	70-130		1	07/20/21 12:19	07/20/21 17:54	17060-07-0	
Percent Moisture	Analytical Method: SW-846 Pace Analytical Services - Charlotte								
Percent Moisture	**25.1**	%	0.10	0.10	1		07/16/21 17:25		N2

REPORT OF LABORATORY ANALYSIS

This report shall not be reproduced, except in full,
without the written consent of Pace Analytical Services, LLC.

Pace Analytical Services, LLC
9800 Kincey Ave. Suite 100
Huntersville, NC 28078
(704)875-9092

ANALYTICAL RESULTS

Project: CPC HUNTERSVILLE/CPC21018
Pace Project No.: 92550144

Sample: AE3 14-16 **Lab ID: 92550144005** Collected: 07/16/21 13:45 Received: 07/16/21 16:55 Matrix: Solid

Results reported on a "dry weight" basis and are adjusted for percent moisture, sample size and any dilutions.

Parameters	Results	Units	Report Limit	MDL	DF	Prepared	Analyzed	CAS No.	Qual
VPH NC Soil	Analytical Method: MADEP VPH Preparation Method: MADEP VPH Pace Analytical Services - Charlotte								
Total VPH (C5-C12)	**22.3**	mg/kg	3.4	3.4	1	07/21/21 13:12	07/22/21 00:12		N2
Aliphatic (C05-C08)	**9.9**	mg/kg	3.4	3.4	1	07/21/21 13:12	07/22/21 00:12		N2
Aliphatic(C09-C12) Adjusted	**11.4**	mg/kg	3.4	3.4	1	07/21/21 13:12	07/22/21 00:12		N2
Aromatic (C09-C10)	ND	mg/kg	3.4	3.4	1	07/21/21 13:12	07/22/21 00:12		N2
Surrogates									
4-Bromofluorobenzene (FID) (S)	105	%	70-130		1	07/21/21 13:12	07/22/21 00:12	460-00-4	
4-Bromofluorobenzene (PID) (S)	95	%	70-130		1	07/21/21 13:12	07/22/21 00:12	460-00-4	
8260D/5035A/5030B Volatiles	Analytical Method: EPA 8260D Preparation Method: EPA 5035A/5030B Pace Analytical Services - Charlotte								
Acetone	ND	ug/kg	140	44.9	1	07/20/21 12:19	07/20/21 18:12	67-64-1	
Benzene	**83.1**	ug/kg	7.0	2.8	1	07/20/21 12:19	07/20/21 18:12	71-43-2	
Bromobenzene	ND	ug/kg	7.0	2.3	1	07/20/21 12:19	07/20/21 18:12	108-86-1	
Bromochloromethane	ND	ug/kg	7.0	2.1	1	07/20/21 12:19	07/20/21 18:12	74-97-5	
Bromodichloromethane	ND	ug/kg	7.0	2.7	1	07/20/21 12:19	07/20/21 18:12	75-27-4	
Bromoform	ND	ug/kg	7.0	2.5	1	07/20/21 12:19	07/20/21 18:12	75-25-2	
Bromomethane	ND	ug/kg	14.0	11.1	1	07/20/21 12:19	07/20/21 18:12	74-83-9	IK
2-Butanone (MEK)	**39.9J**	ug/kg	140	33.6	1	07/20/21 12:19	07/20/21 18:12	78-93-3	
n-Butylbenzene	**3.7J**	ug/kg	7.0	3.3	1	07/20/21 12:19	07/20/21 18:12	104-51-8	
sec-Butylbenzene	ND	ug/kg	7.0	3.1	1	07/20/21 12:19	07/20/21 18:12	135-98-8	
tert-Butylbenzene	ND	ug/kg	7.0	2.5	1	07/20/21 12:19	07/20/21 18:12	98-06-6	
Carbon tetrachloride	ND	ug/kg	7.0	2.6	1	07/20/21 12:19	07/20/21 18:12	56-23-5	
Chlorobenzene	ND	ug/kg	7.0	1.3	1	07/20/21 12:19	07/20/21 18:12	108-90-7	
Chloroethane	ND	ug/kg	14.0	5.4	1	07/20/21 12:19	07/20/21 18:12	75-00-3	IH,L1
Chloroform	ND	ug/kg	7.0	4.3	1	07/20/21 12:19	07/20/21 18:12	67-66-3	
Chloromethane	ND	ug/kg	14.0	5.9	1	07/20/21 12:19	07/20/21 18:12	74-87-3	L1
2-Chlorotoluene	ND	ug/kg	7.0	2.5	1	07/20/21 12:19	07/20/21 18:12	95-49-8	
4-Chlorotoluene	ND	ug/kg	7.0	1.2	1	07/20/21 12:19	07/20/21 18:12	106-43-4	
1,2-Dibromo-3-chloropropane	ND	ug/kg	7.0	2.7	1	07/20/21 12:19	07/20/21 18:12	96-12-8	
Dibromochloromethane	ND	ug/kg	7.0	3.9	1	07/20/21 12:19	07/20/21 18:12	124-48-1	
1,2-Dibromoethane (EDB)	ND	ug/kg	7.0	3.1	1	07/20/21 12:19	07/20/21 18:12	106-93-4	
Dibromomethane	ND	ug/kg	7.0	1.5	1	07/20/21 12:19	07/20/21 18:12	74-95-3	
1,2-Dichlorobenzene	ND	ug/kg	7.0	2.5	1	07/20/21 12:19	07/20/21 18:12	95-50-1	
1,3-Dichlorobenzene	ND	ug/kg	7.0	2.2	1	07/20/21 12:19	07/20/21 18:12	541-73-1	
1,4-Dichlorobenzene	ND	ug/kg	7.0	1.8	1	07/20/21 12:19	07/20/21 18:12	106-46-7	
Dichlorodifluoromethane	ND	ug/kg	14.0	3.0	1	07/20/21 12:19	07/20/21 18:12	75-71-8	
1,1-Dichloroethane	ND	ug/kg	7.0	2.9	1	07/20/21 12:19	07/20/21 18:12	75-34-3	
1,2-Dichloroethane	ND	ug/kg	7.0	4.6	1	07/20/21 12:19	07/20/21 18:12	107-06-2	
1,1-Dichloroethene	ND	ug/kg	7.0	2.9	1	07/20/21 12:19	07/20/21 18:12	75-35-4	
cis-1,2-Dichloroethene	ND	ug/kg	7.0	2.4	1	07/20/21 12:19	07/20/21 18:12	156-59-2	
trans-1,2-Dichloroethene	ND	ug/kg	7.0	2.4	1	07/20/21 12:19	07/20/21 18:12	156-60-5	
1,2-Dichloropropane	ND	ug/kg	7.0	2.1	1	07/20/21 12:19	07/20/21 18:12	78-87-5	
1,3-Dichloropropane	ND	ug/kg	7.0	2.2	1	07/20/21 12:19	07/20/21 18:12	142-28-9	
2,2-Dichloropropane	ND	ug/kg	7.0	2.3	1	07/20/21 12:19	07/20/21 18:12	594-20-7	

REPORT OF LABORATORY ANALYSIS

This report shall not be reproduced, except in full,
without the written consent of Pace Analytical Services, LLC.

Pace Analytical Services, LLC
9800 Kincey Ave. Suite 100
Huntersville, NC 28078
(704)875-9092

ANALYTICAL RESULTS

Project: CPC HUNTERSVILLE/CPC21018
Pace Project No.: 92550144

Sample: AE3 14-16 **Lab ID: 92550144005** Collected: 07/16/21 13:45 Received: 07/16/21 16:55 Matrix: Solid

Results reported on a "dry weight" basis and are adjusted for percent moisture, sample size and any dilutions.

Parameters	Results	Units	Report Limit	MDL	DF	Prepared	Analyzed	CAS No.	Qual
8260D/5035A/5030B Volatiles	Analytical Method: EPA 8260D Preparation Method: EPA 5035A/5030B Pace Analytical Services - Charlotte								
1,1-Dichloropropene	ND	ug/kg	7.0	3.4	1	07/20/21 12:19	07/20/21 18:12	563-58-6	
cis-1,3-Dichloropropene	ND	ug/kg	7.0	1.9	1	07/20/21 12:19	07/20/21 18:12	10061-01-5	
trans-1,3-Dichloropropene	ND	ug/kg	7.0	2.4	1	07/20/21 12:19	07/20/21 18:12	10061-02-6	
Diisopropyl ether	**26.3**	ug/kg	7.0	1.9	1	07/20/21 12:19	07/20/21 18:12	108-20-3	
Ethylbenzene	**38.4**	ug/kg	7.0	3.3	1	07/20/21 12:19	07/20/21 18:12	100-41-4	
Hexachloro-1,3-butadiene	ND	ug/kg	14.0	11.4	1	07/20/21 12:19	07/20/21 18:12	87-68-3	
2-Hexanone	ND	ug/kg	69.9	6.7	1	07/20/21 12:19	07/20/21 18:12	591-78-6	
Isopropylbenzene (Cumene)	ND	ug/kg	7.0	2.4	1	07/20/21 12:19	07/20/21 18:12	98-82-8	
p-Isopropyltoluene	ND	ug/kg	7.0	3.4	1	07/20/21 12:19	07/20/21 18:12	99-87-6	
Methylene Chloride	ND	ug/kg	28.0	19.2	1	07/20/21 12:19	07/20/21 18:12	75-09-2	IK
4-Methyl-2-pentanone (MIBK)	ND	ug/kg	69.9	6.7	1	07/20/21 12:19	07/20/21 18:12	108-10-1	
Methyl-tert-butyl ether	ND	ug/kg	7.0	2.6	1	07/20/21 12:19	07/20/21 18:12	1634-04-4	
Naphthalene	**21.2**	ug/kg	7.0	3.7	1	07/20/21 12:19	07/20/21 18:12	91-20-3	
n-Propylbenzene	ND	ug/kg	7.0	2.5	1	07/20/21 12:19	07/20/21 18:12	103-65-1	
Styrene	ND	ug/kg	7.0	1.8	1	07/20/21 12:19	07/20/21 18:12	100-42-5	
1,1,1,2-Tetrachloroethane	ND	ug/kg	7.0	2.7	1	07/20/21 12:19	07/20/21 18:12	630-20-6	
1,1,2,2-Tetrachloroethane	ND	ug/kg	7.0	1.8	1	07/20/21 12:19	07/20/21 18:12	79-34-5	
Tetrachloroethene	ND	ug/kg	7.0	2.2	1	07/20/21 12:19	07/20/21 18:12	127-18-4	
Toluene	**215**	ug/kg	7.0	2.0	1	07/20/21 12:19	07/20/21 18:12	108-88-3	
1,2,3-Trichlorobenzene	ND	ug/kg	7.0	5.7	1	07/20/21 12:19	07/20/21 18:12	87-61-6	
1,2,4-Trichlorobenzene	ND	ug/kg	7.0	5.9	1	07/20/21 12:19	07/20/21 18:12	120-82-1	
1,1,1-Trichloroethane	ND	ug/kg	7.0	3.6	1	07/20/21 12:19	07/20/21 18:12	71-55-6	
1,1,2-Trichloroethane	ND	ug/kg	7.0	2.3	1	07/20/21 12:19	07/20/21 18:12	79-00-5	
Trichloroethene	ND	ug/kg	7.0	1.8	1	07/20/21 12:19	07/20/21 18:12	79-01-6	
Trichlorofluoromethane	ND	ug/kg	7.0	3.8	1	07/20/21 12:19	07/20/21 18:12	75-69-4	
1,2,3-Trichloropropane	ND	ug/kg	7.0	3.5	1	07/20/21 12:19	07/20/21 18:12	96-18-4	
1,2,4-Trimethylbenzene	**81.0**	ug/kg	7.0	1.9	1	07/20/21 12:19	07/20/21 18:12	95-63-6	
1,3,5-Trimethylbenzene	ND	ug/kg	7.0	2.3	1	07/20/21 12:19	07/20/21 18:12	108-67-8	
Vinyl acetate	ND	ug/kg	69.9	5.1	1	07/20/21 12:19	07/20/21 18:12	108-05-4	
Vinyl chloride	ND	ug/kg	14.0	3.6	1	07/20/21 12:19	07/20/21 18:12	75-01-4	
Xylene (Total)	**274**	ug/kg	14.0	4.0	1	07/20/21 12:19	07/20/21 18:12	1330-20-7	
m&p-Xylene	**160**	ug/kg	14.0	4.8	1	07/20/21 12:19	07/20/21 18:12	179601-23-1	
o-Xylene	**115**	ug/kg	7.0	3.1	1	07/20/21 12:19	07/20/21 18:12	95-47-6	
Surrogates									
Toluene-d8 (S)	99	%	70-130		1	07/20/21 12:19	07/20/21 18:12	2037-26-5	
4-Bromofluorobenzene (S)	95	%	69-134		1	07/20/21 12:19	07/20/21 18:12	460-00-4	
1,2-Dichloroethane-d4 (S)	98	%	70-130		1	07/20/21 12:19	07/20/21 18:12	17060-07-0	
Percent Moisture	Analytical Method: SW-846 Pace Analytical Services - Charlotte								
Percent Moisture	**21.6**	%	0.10	0.10	1		07/16/21 17:25		N2

REPORT OF LABORATORY ANALYSIS

This report shall not be reproduced, except in full,
without the written consent of Pace Analytical Services, LLC.

Pace Analytical Services, LLC
9800 Kincey Ave. Suite 100
Huntersville, NC 28078
(704)875-9092

ANALYTICAL RESULTS

Project: CPC HUNTERSVILLE/CPC21018
Pace Project No.: 92550144

Sample: AE3 30-32 **Lab ID: 92550144006** Collected: 07/16/21 13:50 Received: 07/16/21 16:55 Matrix: Solid

Results reported on a "dry weight" basis and are adjusted for percent moisture, sample size and any dilutions.

Parameters	Results	Units	Report Limit	MDL	DF	Prepared	Analyzed	CAS No.	Qual
VPH NC Soil	Analytical Method: MADEP VPH Preparation Method: MADEP VPH Pace Analytical Services - Charlotte								
Total VPH (C5-C12)	**11.5**	mg/kg	4.8	4.8	1	07/21/21 13:12	07/22/21 00:40		N2
Aliphatic (C05-C08)	ND	mg/kg	4.8	4.8	1	07/21/21 13:12	07/22/21 00:40		N2
Aliphatic(C09-C12) Adjusted	ND	mg/kg	4.8	4.8	1	07/21/21 13:12	07/22/21 00:40		N2
Aromatic (C09-C10)	ND	mg/kg	4.8	4.8	1	07/21/21 13:12	07/22/21 00:40		N2
Surrogates									
4-Bromofluorobenzene (FID) (S)	103	%	70-130		1	07/21/21 13:12	07/22/21 00:40	460-00-4	
4-Bromofluorobenzene (PID) (S)	92	%	70-130		1	07/21/21 13:12	07/22/21 00:40	460-00-4	
8260D/5035A/5030B Volatiles	Analytical Method: EPA 8260D Preparation Method: EPA 5035A/5030B Pace Analytical Services - Charlotte								
Acetone	ND	ug/kg	137	44.0	1	07/20/21 12:19	07/20/21 18:29	67-64-1	
Benzene	ND	ug/kg	6.9	2.7	1	07/20/21 12:19	07/20/21 18:29	71-43-2	
Bromobenzene	ND	ug/kg	6.9	2.2	1	07/20/21 12:19	07/20/21 18:29	108-86-1	
Bromochloromethane	ND	ug/kg	6.9	2.0	1	07/20/21 12:19	07/20/21 18:29	74-97-5	
Bromodichloromethane	ND	ug/kg	6.9	2.6	1	07/20/21 12:19	07/20/21 18:29	75-27-4	
Bromoform	ND	ug/kg	6.9	2.4	1	07/20/21 12:19	07/20/21 18:29	75-25-2	
Bromomethane	ND	ug/kg	13.7	10.8	1	07/20/21 12:19	07/20/21 18:29	74-83-9	IK
2-Butanone (MEK)	ND	ug/kg	137	32.9	1	07/20/21 12:19	07/20/21 18:29	78-93-3	
n-Butylbenzene	ND	ug/kg	6.9	3.2	1	07/20/21 12:19	07/20/21 18:29	104-51-8	
sec-Butylbenzene	ND	ug/kg	6.9	3.0	1	07/20/21 12:19	07/20/21 18:29	135-98-8	
tert-Butylbenzene	ND	ug/kg	6.9	2.4	1	07/20/21 12:19	07/20/21 18:29	98-06-6	
Carbon tetrachloride	ND	ug/kg	6.9	2.6	1	07/20/21 12:19	07/20/21 18:29	56-23-5	
Chlorobenzene	ND	ug/kg	6.9	1.3	1	07/20/21 12:19	07/20/21 18:29	108-90-7	
Chloroethane	ND	ug/kg	13.7	5.3	1	07/20/21 12:19	07/20/21 18:29	75-00-3	IH,L1
Chloroform	ND	ug/kg	6.9	4.2	1	07/20/21 12:19	07/20/21 18:29	67-66-3	
Chloromethane	ND	ug/kg	13.7	5.8	1	07/20/21 12:19	07/20/21 18:29	74-87-3	L1
2-Chlorotoluene	ND	ug/kg	6.9	2.4	1	07/20/21 12:19	07/20/21 18:29	95-49-8	
4-Chlorotoluene	ND	ug/kg	6.9	1.2	1	07/20/21 12:19	07/20/21 18:29	106-43-4	
1,2-Dibromo-3-chloropropane	ND	ug/kg	6.9	2.7	1	07/20/21 12:19	07/20/21 18:29	96-12-8	
Dibromochloromethane	ND	ug/kg	6.9	3.9	1	07/20/21 12:19	07/20/21 18:29	124-48-1	
1,2-Dibromoethane (EDB)	ND	ug/kg	6.9	3.0	1	07/20/21 12:19	07/20/21 18:29	106-93-4	
Dibromomethane	ND	ug/kg	6.9	1.5	1	07/20/21 12:19	07/20/21 18:29	74-95-3	
1,2-Dichlorobenzene	ND	ug/kg	6.9	2.5	1	07/20/21 12:19	07/20/21 18:29	95-50-1	
1,3-Dichlorobenzene	ND	ug/kg	6.9	2.1	1	07/20/21 12:19	07/20/21 18:29	541-73-1	
1,4-Dichlorobenzene	ND	ug/kg	6.9	1.8	1	07/20/21 12:19	07/20/21 18:29	106-46-7	
Dichlorodifluoromethane	ND	ug/kg	13.7	3.0	1	07/20/21 12:19	07/20/21 18:29	75-71-8	
1,1-Dichloroethane	ND	ug/kg	6.9	2.8	1	07/20/21 12:19	07/20/21 18:29	75-34-3	
1,2-Dichloroethane	ND	ug/kg	6.9	4.5	1	07/20/21 12:19	07/20/21 18:29	107-06-2	
1,1-Dichloroethene	ND	ug/kg	6.9	2.8	1	07/20/21 12:19	07/20/21 18:29	75-35-4	
cis-1,2-Dichloroethene	ND	ug/kg	6.9	2.3	1	07/20/21 12:19	07/20/21 18:29	156-59-2	
trans-1,2-Dichloroethene	ND	ug/kg	6.9	2.4	1	07/20/21 12:19	07/20/21 18:29	156-60-5	
1,2-Dichloropropane	ND	ug/kg	6.9	2.1	1	07/20/21 12:19	07/20/21 18:29	78-87-5	
1,3-Dichloropropane	ND	ug/kg	6.9	2.1	1	07/20/21 12:19	07/20/21 18:29	142-28-9	
2,2-Dichloropropane	ND	ug/kg	6.9	2.2	1	07/20/21 12:19	07/20/21 18:29	594-20-7	

REPORT OF LABORATORY ANALYSIS

This report shall not be reproduced, except in full,
without the written consent of Pace Analytical Services, LLC.

Pace Analytical Services, LLC
9800 Kincey Ave. Suite 100
Huntersville, NC 28078
(704)875-9092

ANALYTICAL RESULTS

Project: CPC HUNTERSVILLE/CPC21018
Pace Project No.: 92550144

Sample: AE3 30-32 **Lab ID: 92550144006** Collected: 07/16/21 13:50 Received: 07/16/21 16:55 Matrix: Solid

Results reported on a "dry weight" basis and are adjusted for percent moisture, sample size and any dilutions.

Parameters	Results	Units	Report Limit	MDL	DF	Prepared	Analyzed	CAS No.	Qual
8260D/5035A/5030B Volatiles	Analytical Method: EPA 8260D Preparation Method: EPA 5035A/5030B Pace Analytical Services - Charlotte								
1,1-Dichloropropene	ND	ug/kg	6.9	3.3	1	07/20/21 12:19	07/20/21 18:29	563-58-6	
cis-1,3-Dichloropropene	ND	ug/kg	6.9	1.9	1	07/20/21 12:19	07/20/21 18:29	10061-01-5	
trans-1,3-Dichloropropene	ND	ug/kg	6.9	2.4	1	07/20/21 12:19	07/20/21 18:29	10061-02-6	
Diisopropyl ether	ND	ug/kg	6.9	1.9	1	07/20/21 12:19	07/20/21 18:29	108-20-3	
Ethylbenzene	ND	ug/kg	6.9	3.2	1	07/20/21 12:19	07/20/21 18:29	100-41-4	
Hexachloro-1,3-butadiene	ND	ug/kg	13.7	11.2	1	07/20/21 12:19	07/20/21 18:29	87-68-3	
2-Hexanone	ND	ug/kg	68.5	6.6	1	07/20/21 12:19	07/20/21 18:29	591-78-6	
Isopropylbenzene (Cumene)	ND	ug/kg	6.9	2.3	1	07/20/21 12:19	07/20/21 18:29	98-82-8	
p-Isopropyltoluene	ND	ug/kg	6.9	3.4	1	07/20/21 12:19	07/20/21 18:29	99-87-6	
Methylene Chloride	ND	ug/kg	27.4	18.8	1	07/20/21 12:19	07/20/21 18:29	75-09-2	IK
4-Methyl-2-pentanone (MIBK)	ND	ug/kg	68.5	6.6	1	07/20/21 12:19	07/20/21 18:29	108-10-1	
Methyl-tert-butyl ether	ND	ug/kg	6.9	2.6	1	07/20/21 12:19	07/20/21 18:29	1634-04-4	
Naphthalene	ND	ug/kg	6.9	3.6	1	07/20/21 12:19	07/20/21 18:29	91-20-3	
n-Propylbenzene	ND	ug/kg	6.9	2.4	1	07/20/21 12:19	07/20/21 18:29	103-65-1	
Styrene	ND	ug/kg	6.9	1.8	1	07/20/21 12:19	07/20/21 18:29	100-42-5	
1,1,1,2-Tetrachloroethane	ND	ug/kg	6.9	2.6	1	07/20/21 12:19	07/20/21 18:29	630-20-6	
1,1,2,2-Tetrachloroethane	ND	ug/kg	6.9	1.8	1	07/20/21 12:19	07/20/21 18:29	79-34-5	
Tetrachloroethene	ND	ug/kg	6.9	2.2	1	07/20/21 12:19	07/20/21 18:29	127-18-4	
Toluene	ND	ug/kg	6.9	1.9	1	07/20/21 12:19	07/20/21 18:29	108-88-3	
1,2,3-Trichlorobenzene	ND	ug/kg	6.9	5.5	1	07/20/21 12:19	07/20/21 18:29	87-61-6	
1,2,4-Trichlorobenzene	ND	ug/kg	6.9	5.8	1	07/20/21 12:19	07/20/21 18:29	120-82-1	
1,1,1-Trichloroethane	ND	ug/kg	6.9	3.6	1	07/20/21 12:19	07/20/21 18:29	71-55-6	
1,1,2-Trichloroethane	ND	ug/kg	6.9	2.3	1	07/20/21 12:19	07/20/21 18:29	79-00-5	
Trichloroethene	ND	ug/kg	6.9	1.8	1	07/20/21 12:19	07/20/21 18:29	79-01-6	
Trichlorofluoromethane	ND	ug/kg	6.9	3.8	1	07/20/21 12:19	07/20/21 18:29	75-69-4	
1,2,3-Trichloropropane	ND	ug/kg	6.9	3.5	1	07/20/21 12:19	07/20/21 18:29	96-18-4	
1,2,4-Trimethylbenzene	**7.3**	ug/kg	6.9	1.9	1	07/20/21 12:19	07/20/21 18:29	95-63-6	
1,3,5-Trimethylbenzene	ND	ug/kg	6.9	2.3	1	07/20/21 12:19	07/20/21 18:29	108-67-8	
Vinyl acetate	ND	ug/kg	68.5	5.0	1	07/20/21 12:19	07/20/21 18:29	108-05-4	
Vinyl chloride	ND	ug/kg	13.7	3.5	1	07/20/21 12:19	07/20/21 18:29	75-01-4	
Xylene (Total)	ND	ug/kg	13.7	3.9	1	07/20/21 12:19	07/20/21 18:29	1330-20-7	
m&p-Xylene	ND	ug/kg	13.7	4.7	1	07/20/21 12:19	07/20/21 18:29	179601-23-1	
o-Xylene	ND	ug/kg	6.9	3.0	1	07/20/21 12:19	07/20/21 18:29	95-47-6	
Surrogates									
Toluene-d8 (S)	99	%	70-130		1	07/20/21 12:19	07/20/21 18:29	2037-26-5	
4-Bromofluorobenzene (S)	95	%	69-134		1	07/20/21 12:19	07/20/21 18:29	460-00-4	
1,2-Dichloroethane-d4 (S)	93	%	70-130		1	07/20/21 12:19	07/20/21 18:29	17060-07-0	
Percent Moisture	Analytical Method: SW-846 Pace Analytical Services - Charlotte								
Percent Moisture	**20.2**	%	0.10	0.10	1		07/16/21 17:25		N2

REPORT OF LABORATORY ANALYSIS

This report shall not be reproduced, except in full,
without the written consent of Pace Analytical Services, LLC.

Pace Analytical Services, LLC
9800 Kincey Ave. Suite 100
Huntersville, NC 28078
(704)875-9092

ANALYTICAL RESULTS

Project: CPC HUNTERSVILLE/CPC21018
Pace Project No.: 92550144

Sample: AE2 0-2 **Lab ID: 92550144007** Collected: 07/16/21 14:15 Received: 07/16/21 16:55 Matrix: Solid

Results reported on a "dry weight" basis and are adjusted for percent moisture, sample size and any dilutions.

Parameters	Results	Units	Report Limit	MDL	DF	Prepared	Analyzed	CAS No.	Qual
VPH NC Soil	Analytical Method: MADEP VPH Preparation Method: MADEP VPH Pace Analytical Services - Charlotte								
Total VPH (C5-C12)	**4.7**	mg/kg	3.5	3.5	1	07/21/21 13:12	07/22/21 01:08		N2
Aliphatic (C05-C08)	ND	mg/kg	3.5	3.5	1	07/21/21 13:12	07/22/21 01:08		N2
Aliphatic(C09-C12) Adjusted	ND	mg/kg	3.5	3.5	1	07/21/21 13:12	07/22/21 01:08		N2
Aromatic (C09-C10)	ND	mg/kg	3.5	3.5	1	07/21/21 13:12	07/22/21 01:08		N2
Surrogates									
4-Bromofluorobenzene (FID) (S)	103	%	70-130		1	07/21/21 13:12	07/22/21 01:08	460-00-4	
4-Bromofluorobenzene (PID) (S)	92	%	70-130		1	07/21/21 13:12	07/22/21 01:08	460-00-4	
8260D/5035A/5030B Volatiles	Analytical Method: EPA 8260D Preparation Method: EPA 5035A/5030B Pace Analytical Services - Charlotte								
Acetone	ND	ug/kg	146	46.9	1	07/20/21 12:19	07/20/21 18:46	67-64-1	
Benzene	**40.3**	ug/kg	7.3	2.9	1	07/20/21 12:19	07/20/21 18:46	71-43-2	
Bromobenzene	ND	ug/kg	7.3	2.4	1	07/20/21 12:19	07/20/21 18:46	108-86-1	
Bromochloromethane	ND	ug/kg	7.3	2.2	1	07/20/21 12:19	07/20/21 18:46	74-97-5	
Bromodichloromethane	ND	ug/kg	7.3	2.8	1	07/20/21 12:19	07/20/21 18:46	75-27-4	
Bromoform	ND	ug/kg	7.3	2.6	1	07/20/21 12:19	07/20/21 18:46	75-25-2	
Bromomethane	ND	ug/kg	14.6	11.6	1	07/20/21 12:19	07/20/21 18:46	74-83-9	IK
2-Butanone (MEK)	ND	ug/kg	146	35.1	1	07/20/21 12:19	07/20/21 18:46	78-93-3	
n-Butylbenzene	ND	ug/kg	7.3	3.5	1	07/20/21 12:19	07/20/21 18:46	104-51-8	
sec-Butylbenzene	ND	ug/kg	7.3	3.2	1	07/20/21 12:19	07/20/21 18:46	135-98-8	
tert-Butylbenzene	ND	ug/kg	7.3	2.6	1	07/20/21 12:19	07/20/21 18:46	98-06-6	
Carbon tetrachloride	ND	ug/kg	7.3	2.7	1	07/20/21 12:19	07/20/21 18:46	56-23-5	
Chlorobenzene	ND	ug/kg	7.3	1.4	1	07/20/21 12:19	07/20/21 18:46	108-90-7	
Chloroethane	ND	ug/kg	14.6	5.6	1	07/20/21 12:19	07/20/21 18:46	75-00-3	IH,L1
Chloroform	ND	ug/kg	7.3	4.4	1	07/20/21 12:19	07/20/21 18:46	67-66-3	
Chloromethane	ND	ug/kg	14.6	6.1	1	07/20/21 12:19	07/20/21 18:46	74-87-3	L1
2-Chlorotoluene	ND	ug/kg	7.3	2.6	1	07/20/21 12:19	07/20/21 18:46	95-49-8	
4-Chlorotoluene	ND	ug/kg	7.3	1.3	1	07/20/21 12:19	07/20/21 18:46	106-43-4	
1,2-Dibromo-3-chloropropane	ND	ug/kg	7.3	2.8	1	07/20/21 12:19	07/20/21 18:46	96-12-8	
Dibromochloromethane	ND	ug/kg	7.3	4.1	1	07/20/21 12:19	07/20/21 18:46	124-48-1	
1,2-Dibromoethane (EDB)	ND	ug/kg	7.3	3.2	1	07/20/21 12:19	07/20/21 18:46	106-93-4	
Dibromomethane	ND	ug/kg	7.3	1.6	1	07/20/21 12:19	07/20/21 18:46	74-95-3	
1,2-Dichlorobenzene	ND	ug/kg	7.3	2.6	1	07/20/21 12:19	07/20/21 18:46	95-50-1	
1,3-Dichlorobenzene	ND	ug/kg	7.3	2.3	1	07/20/21 12:19	07/20/21 18:46	541-73-1	
1,4-Dichlorobenzene	ND	ug/kg	7.3	1.9	1	07/20/21 12:19	07/20/21 18:46	106-46-7	
Dichlorodifluoromethane	ND	ug/kg	14.6	3.2	1	07/20/21 12:19	07/20/21 18:46	75-71-8	
1,1-Dichloroethane	ND	ug/kg	7.3	3.0	1	07/20/21 12:19	07/20/21 18:46	75-34-3	
1,2-Dichloroethane	ND	ug/kg	7.3	4.8	1	07/20/21 12:19	07/20/21 18:46	107-06-2	
1,1-Dichloroethene	ND	ug/kg	7.3	3.0	1	07/20/21 12:19	07/20/21 18:46	75-35-4	
cis-1,2-Dichloroethene	ND	ug/kg	7.3	2.5	1	07/20/21 12:19	07/20/21 18:46	156-59-2	
trans-1,2-Dichloroethene	ND	ug/kg	7.3	2.6	1	07/20/21 12:19	07/20/21 18:46	156-60-5	
1,2-Dichloropropane	ND	ug/kg	7.3	2.2	1	07/20/21 12:19	07/20/21 18:46	78-87-5	
1,3-Dichloropropane	ND	ug/kg	7.3	2.3	1	07/20/21 12:19	07/20/21 18:46	142-28-9	
2,2-Dichloropropane	ND	ug/kg	7.3	2.4	1	07/20/21 12:19	07/20/21 18:46	594-20-7	

REPORT OF LABORATORY ANALYSIS

This report shall not be reproduced, except in full,
without the written consent of Pace Analytical Services, LLC.

Pace Analytical Services, LLC
9800 Kincey Ave. Suite 100
Huntersville, NC 28078
(704)875-9092

ANALYTICAL RESULTS

Project: CPC HUNTERSVILLE/CPC21018
Pace Project No.: 92550144

Sample: AE2 0-2 **Lab ID: 92550144007** Collected: 07/16/21 14:15 Received: 07/16/21 16:55 Matrix: Solid

Results reported on a "dry weight" basis and are adjusted for percent moisture, sample size and any dilutions.

Parameters	Results	Units	Report Limit	MDL	DF	Prepared	Analyzed	CAS No.	Qual
8260D/5035A/5030B Volatiles	Analytical Method: EPA 8260D Preparation Method: EPA 5035A/5030B Pace Analytical Services - Charlotte								
1,1-Dichloropropene	ND	ug/kg	7.3	3.5	1	07/20/21 12:19	07/20/21 18:46	563-58-6	
cis-1,3-Dichloropropene	ND	ug/kg	7.3	2.0	1	07/20/21 12:19	07/20/21 18:46	10061-01-5	
trans-1,3-Dichloropropene	ND	ug/kg	7.3	2.5	1	07/20/21 12:19	07/20/21 18:46	10061-02-6	
Diisopropyl ether	ND	ug/kg	7.3	2.0	1	07/20/21 12:19	07/20/21 18:46	108-20-3	
Ethylbenzene	**14.3**	ug/kg	7.3	3.4	1	07/20/21 12:19	07/20/21 18:46	100-41-4	
Hexachloro-1,3-butadiene	ND	ug/kg	14.6	12.0	1	07/20/21 12:19	07/20/21 18:46	87-68-3	
2-Hexanone	ND	ug/kg	73.1	7.0	1	07/20/21 12:19	07/20/21 18:46	591-78-6	
Isopropylbenzene (Cumene)	ND	ug/kg	7.3	2.5	1	07/20/21 12:19	07/20/21 18:46	98-82-8	
p-Isopropyltoluene	**6.0J**	ug/kg	7.3	3.6	1	07/20/21 12:19	07/20/21 18:46	99-87-6	
Methylene Chloride	ND	ug/kg	29.2	20.0	1	07/20/21 12:19	07/20/21 18:46	75-09-2	IK
4-Methyl-2-pentanone (MIBK)	ND	ug/kg	73.1	7.0	1	07/20/21 12:19	07/20/21 18:46	108-10-1	
Methyl-tert-butyl ether	ND	ug/kg	7.3	2.7	1	07/20/21 12:19	07/20/21 18:46	1634-04-4	
Naphthalene	ND	ug/kg	7.3	3.8	1	07/20/21 12:19	07/20/21 18:46	91-20-3	
n-Propylbenzene	ND	ug/kg	7.3	2.6	1	07/20/21 12:19	07/20/21 18:46	103-65-1	
Styrene	ND	ug/kg	7.3	1.9	1	07/20/21 12:19	07/20/21 18:46	100-42-5	
1,1,1,2-Tetrachloroethane	ND	ug/kg	7.3	2.8	1	07/20/21 12:19	07/20/21 18:46	630-20-6	
1,1,2,2-Tetrachloroethane	ND	ug/kg	7.3	1.9	1	07/20/21 12:19	07/20/21 18:46	79-34-5	
Tetrachloroethene	ND	ug/kg	7.3	2.3	1	07/20/21 12:19	07/20/21 18:46	127-18-4	
Toluene	**148**	ug/kg	7.3	2.1	1	07/20/21 12:19	07/20/21 18:46	108-88-3	
1,2,3-Trichlorobenzene	ND	ug/kg	7.3	5.9	1	07/20/21 12:19	07/20/21 18:46	87-61-6	
1,2,4-Trichlorobenzene	ND	ug/kg	7.3	6.1	1	07/20/21 12:19	07/20/21 18:46	120-82-1	
1,1,1-Trichloroethane	ND	ug/kg	7.3	3.8	1	07/20/21 12:19	07/20/21 18:46	71-55-6	
1,1,2-Trichloroethane	ND	ug/kg	7.3	2.4	1	07/20/21 12:19	07/20/21 18:46	79-00-5	
Trichloroethene	ND	ug/kg	7.3	1.9	1	07/20/21 12:19	07/20/21 18:46	79-01-6	
Trichlorofluoromethane	ND	ug/kg	7.3	4.0	1	07/20/21 12:19	07/20/21 18:46	75-69-4	
1,2,3-Trichloropropane	ND	ug/kg	7.3	3.7	1	07/20/21 12:19	07/20/21 18:46	96-18-4	
1,2,4-Trimethylbenzene	**19.8**	ug/kg	7.3	2.0	1	07/20/21 12:19	07/20/21 18:46	95-63-6	
1,3,5-Trimethylbenzene	ND	ug/kg	7.3	2.5	1	07/20/21 12:19	07/20/21 18:46	108-67-8	
Vinyl acetate	ND	ug/kg	73.1	5.3	1	07/20/21 12:19	07/20/21 18:46	108-05-4	
Vinyl chloride	ND	ug/kg	14.6	3.7	1	07/20/21 12:19	07/20/21 18:46	75-01-4	
Xylene (Total)	**136**	ug/kg	14.6	4.2	1	07/20/21 12:19	07/20/21 18:46	1330-20-7	
m&p-Xylene	**102**	ug/kg	14.6	5.0	1	07/20/21 12:19	07/20/21 18:46	179601-23-1	
o-Xylene	**34.3**	ug/kg	7.3	3.2	1	07/20/21 12:19	07/20/21 18:46	95-47-6	
Surrogates									
Toluene-d8 (S)	100	%	70-130		1	07/20/21 12:19	07/20/21 18:46	2037-26-5	
4-Bromofluorobenzene (S)	98	%	69-134		1	07/20/21 12:19	07/20/21 18:46	460-00-4	
1,2-Dichloroethane-d4 (S)	98	%	70-130		1	07/20/21 12:19	07/20/21 18:46	17060-07-0	
Percent Moisture	Analytical Method: SW-846 Pace Analytical Services - Charlotte								
Percent Moisture	**24.2**	%	0.10	0.10	1		07/16/21 17:25		N2

REPORT OF LABORATORY ANALYSIS

This report shall not be reproduced, except in full,
without the written consent of Pace Analytical Services, LLC.

Pace Analytical Services, LLC
9800 Kincey Ave. Suite 100
Huntersville, NC 28078
(704)875-9092

ANALYTICAL RESULTS

Project: CPC HUNTERSVILLE/CPC21018
Pace Project No.: 92550144

Sample: AE2 12-14 **Lab ID: 92550144008** Collected: 07/16/21 14:20 Received: 07/16/21 16:55 Matrix: Solid

Results reported on a "dry weight" basis and are adjusted for percent moisture, sample size and any dilutions.

Parameters	Results	Units	Report Limit	MDL	DF	Prepared	Analyzed	CAS No.	Qual
VPH NC Soil	Analytical Method: MADEP VPH Preparation Method: MADEP VPH Pace Analytical Services - Charlotte								
Total VPH (C5-C12)	**13.8**	mg/kg	3.2	3.2	1	07/21/21 14:29	07/22/21 03:59		N2
Aliphatic (C05-C08)	**10.9**	mg/kg	3.2	3.2	1	07/21/21 14:29	07/22/21 03:59		N2
Aliphatic(C09-C12) Adjusted	ND	mg/kg	3.2	3.2	1	07/21/21 14:29	07/22/21 03:59		N2
Aromatic (C09-C10)	ND	mg/kg	3.2	3.2	1	07/21/21 14:29	07/22/21 03:59		N2
Surrogates									
4-Bromofluorobenzene (FID) (S)	98	%	70-130		1	07/21/21 14:29	07/22/21 03:59	460-00-4	
4-Bromofluorobenzene (PID) (S)	90	%	70-130		1	07/21/21 14:29	07/22/21 03:59	460-00-4	
8260D/5035A/5030B Volatiles	Analytical Method: EPA 8260D Preparation Method: EPA 5035A/5030B Pace Analytical Services - Charlotte								
Acetone	ND	ug/kg	128	41.2	1	07/20/21 14:36	07/20/21 23:08	67-64-1	
Benzene	**586**	ug/kg	6.4	2.6	1	07/20/21 14:36	07/20/21 23:08	71-43-2	
Bromobenzene	ND	ug/kg	6.4	2.1	1	07/20/21 14:36	07/20/21 23:08	108-86-1	
Bromochloromethane	ND	ug/kg	6.4	1.9	1	07/20/21 14:36	07/20/21 23:08	74-97-5	
Bromodichloromethane	ND	ug/kg	6.4	2.5	1	07/20/21 14:36	07/20/21 23:08	75-27-4	
Bromoform	ND	ug/kg	6.4	2.3	1	07/20/21 14:36	07/20/21 23:08	75-25-2	
Bromomethane	ND	ug/kg	12.8	10.1	1	07/20/21 14:36	07/20/21 23:08	74-83-9	IK
2-Butanone (MEK)	ND	ug/kg	128	30.8	1	07/20/21 14:36	07/20/21 23:08	78-93-3	
n-Butylbenzene	ND	ug/kg	6.4	3.0	1	07/20/21 14:36	07/20/21 23:08	104-51-8	
sec-Butylbenzene	ND	ug/kg	6.4	2.8	1	07/20/21 14:36	07/20/21 23:08	135-98-8	
tert-Butylbenzene	ND	ug/kg	6.4	2.3	1	07/20/21 14:36	07/20/21 23:08	98-06-6	
Carbon tetrachloride	ND	ug/kg	6.4	2.4	1	07/20/21 14:36	07/20/21 23:08	56-23-5	
Chlorobenzene	ND	ug/kg	6.4	1.2	1	07/20/21 14:36	07/20/21 23:08	108-90-7	
Chloroethane	ND	ug/kg	12.8	5.0	1	07/20/21 14:36	07/20/21 23:08	75-00-3	IH
Chloroform	ND	ug/kg	6.4	3.9	1	07/20/21 14:36	07/20/21 23:08	67-66-3	
Chloromethane	ND	ug/kg	12.8	5.4	1	07/20/21 14:36	07/20/21 23:08	74-87-3	
2-Chlorotoluene	ND	ug/kg	6.4	2.3	1	07/20/21 14:36	07/20/21 23:08	95-49-8	
4-Chlorotoluene	ND	ug/kg	6.4	1.1	1	07/20/21 14:36	07/20/21 23:08	106-43-4	
1,2-Dibromo-3-chloropropane	ND	ug/kg	6.4	2.5	1	07/20/21 14:36	07/20/21 23:08	96-12-8	
Dibromochloromethane	ND	ug/kg	6.4	3.6	1	07/20/21 14:36	07/20/21 23:08	124-48-1	
1,2-Dibromoethane (EDB)	ND	ug/kg	6.4	2.8	1	07/20/21 14:36	07/20/21 23:08	106-93-4	
Dibromomethane	ND	ug/kg	6.4	1.4	1	07/20/21 14:36	07/20/21 23:08	74-95-3	
1,2-Dichlorobenzene	ND	ug/kg	6.4	2.3	1	07/20/21 14:36	07/20/21 23:08	95-50-1	
1,3-Dichlorobenzene	ND	ug/kg	6.4	2.0	1	07/20/21 14:36	07/20/21 23:08	541-73-1	
1,4-Dichlorobenzene	ND	ug/kg	6.4	1.7	1	07/20/21 14:36	07/20/21 23:08	106-46-7	
Dichlorodifluoromethane	ND	ug/kg	12.8	2.8	1	07/20/21 14:36	07/20/21 23:08	75-71-8	
1,1-Dichloroethane	ND	ug/kg	6.4	2.6	1	07/20/21 14:36	07/20/21 23:08	75-34-3	
1,2-Dichloroethane	ND	ug/kg	6.4	4.3	1	07/20/21 14:36	07/20/21 23:08	107-06-2	
1,1-Dichloroethene	ND	ug/kg	6.4	2.6	1	07/20/21 14:36	07/20/21 23:08	75-35-4	
cis-1,2-Dichloroethene	ND	ug/kg	6.4	2.2	1	07/20/21 14:36	07/20/21 23:08	156-59-2	
trans-1,2-Dichloroethene	ND	ug/kg	6.4	2.2	1	07/20/21 14:36	07/20/21 23:08	156-60-5	
1,2-Dichloropropane	ND	ug/kg	6.4	1.9	1	07/20/21 14:36	07/20/21 23:08	78-87-5	
1,3-Dichloropropane	ND	ug/kg	6.4	2.0	1	07/20/21 14:36	07/20/21 23:08	142-28-9	
2,2-Dichloropropane	ND	ug/kg	6.4	2.1	1	07/20/21 14:36	07/20/21 23:08	594-20-7	

REPORT OF LABORATORY ANALYSIS

This report shall not be reproduced, except in full,
without the written consent of Pace Analytical Services, LLC.

Pace Analytical Services, LLC
9800 Kincey Ave. Suite 100
Huntersville, NC 28078
(704)875-9092

ANALYTICAL RESULTS

Project: CPC HUNTERSVILLE/CPC21018
Pace Project No.: 92550144

Sample: AE2 12-14 **Lab ID: 92550144008** Collected: 07/16/21 14:20 Received: 07/16/21 16:55 Matrix: Solid

Results reported on a "dry weight" basis and are adjusted for percent moisture, sample size and any dilutions.

Parameters	Results	Units	Report Limit	MDL	DF	Prepared	Analyzed	CAS No.	Qual
8260D/5035A/5030B Volatiles	Analytical Method: EPA 8260D Preparation Method: EPA 5035A/5030B Pace Analytical Services - Charlotte								
1,1-Dichloropropene	ND	ug/kg	6.4	3.1	1	07/20/21 14:36	07/20/21 23:08	563-58-6	
cis-1,3-Dichloropropene	ND	ug/kg	6.4	1.7	1	07/20/21 14:36	07/20/21 23:08	10061-01-5	
trans-1,3-Dichloropropene	ND	ug/kg	6.4	2.2	1	07/20/21 14:36	07/20/21 23:08	10061-02-6	
Diisopropyl ether	**81.7**	ug/kg	6.4	1.7	1	07/20/21 14:36	07/20/21 23:08	108-20-3	
Ethylbenzene	**125**	ug/kg	6.4	3.0	1	07/20/21 14:36	07/20/21 23:08	100-41-4	
Hexachloro-1,3-butadiene	ND	ug/kg	12.8	10.5	1	07/20/21 14:36	07/20/21 23:08	87-68-3	
2-Hexanone	ND	ug/kg	64.2	6.2	1	07/20/21 14:36	07/20/21 23:08	591-78-6	
Isopropylbenzene (Cumene)	ND	ug/kg	6.4	2.2	1	07/20/21 14:36	07/20/21 23:08	98-82-8	
p-Isopropyltoluene	ND	ug/kg	6.4	3.2	1	07/20/21 14:36	07/20/21 23:08	99-87-6	
Methylene Chloride	ND	ug/kg	25.7	17.6	1	07/20/21 14:36	07/20/21 23:08	75-09-2	IK
4-Methyl-2-pentanone (MIBK)	ND	ug/kg	64.2	6.2	1	07/20/21 14:36	07/20/21 23:08	108-10-1	
Methyl-tert-butyl ether	**28.5**	ug/kg	6.4	2.4	1	07/20/21 14:36	07/20/21 23:08	1634-04-4	
Naphthalene	**31.3**	ug/kg	6.4	3.4	1	07/20/21 14:36	07/20/21 23:08	91-20-3	
n-Propylbenzene	ND	ug/kg	6.4	2.3	1	07/20/21 14:36	07/20/21 23:08	103-65-1	
Styrene	**7.5**	ug/kg	6.4	1.7	1	07/20/21 14:36	07/20/21 23:08	100-42-5	
1,1,1,2-Tetrachloroethane	ND	ug/kg	6.4	2.5	1	07/20/21 14:36	07/20/21 23:08	630-20-6	
1,1,2,2-Tetrachloroethane	ND	ug/kg	6.4	1.7	1	07/20/21 14:36	07/20/21 23:08	79-34-5	
Tetrachloroethene	ND	ug/kg	6.4	2.0	1	07/20/21 14:36	07/20/21 23:08	127-18-4	
Toluene	**1750**	ug/kg	6.4	1.8	1	07/20/21 14:36	07/20/21 23:08	108-88-3	
1,2,3-Trichlorobenzene	ND	ug/kg	6.4	5.2	1	07/20/21 14:36	07/20/21 23:08	87-61-6	
1,2,4-Trichlorobenzene	ND	ug/kg	6.4	5.4	1	07/20/21 14:36	07/20/21 23:08	120-82-1	
1,1,1-Trichloroethane	ND	ug/kg	6.4	3.3	1	07/20/21 14:36	07/20/21 23:08	71-55-6	
1,1,2-Trichloroethane	ND	ug/kg	6.4	2.1	1	07/20/21 14:36	07/20/21 23:08	79-00-5	
Trichloroethene	ND	ug/kg	6.4	1.7	1	07/20/21 14:36	07/20/21 23:08	79-01-6	
Trichlorofluoromethane	ND	ug/kg	6.4	3.5	1	07/20/21 14:36	07/20/21 23:08	75-69-4	
1,2,3-Trichloropropane	ND	ug/kg	6.4	3.3	1	07/20/21 14:36	07/20/21 23:08	96-18-4	
1,2,4-Trimethylbenzene	**68.2**	ug/kg	6.4	1.8	1	07/20/21 14:36	07/20/21 23:08	95-63-6	
1,3,5-Trimethylbenzene	ND	ug/kg	6.4	2.2	1	07/20/21 14:36	07/20/21 23:08	108-67-8	
Vinyl acetate	ND	ug/kg	64.2	4.7	1	07/20/21 14:36	07/20/21 23:08	108-05-4	
Vinyl chloride	ND	ug/kg	12.8	3.3	1	07/20/21 14:36	07/20/21 23:08	75-01-4	
Xylene (Total)	**698**	ug/kg	12.8	3.7	1	07/20/21 14:36	07/20/21 23:08	1330-20-7	
m&p-Xylene	**462**	ug/kg	12.8	4.4	1	07/20/21 14:36	07/20/21 23:08	179601-23-1	
o-Xylene	**237**	ug/kg	6.4	2.8	1	07/20/21 14:36	07/20/21 23:08	95-47-6	
Surrogates									
Toluene-d8 (S)	100	%	70-130		1	07/20/21 14:36	07/20/21 23:08	2037-26-5	
4-Bromofluorobenzene (S)	96	%	69-134		1	07/20/21 14:36	07/20/21 23:08	460-00-4	
1,2-Dichloroethane-d4 (S)	96	%	70-130		1	07/20/21 14:36	07/20/21 23:08	17060-07-0	
Percent Moisture	Analytical Method: SW-846 Pace Analytical Services - Charlotte								
Percent Moisture	**18.8**	%	0.10	0.10	1		07/16/21 17:25		N2

REPORT OF LABORATORY ANALYSIS

This report shall not be reproduced, except in full,
without the written consent of Pace Analytical Services, LLC.

Pace Analytical Services, LLC
9800 Kincey Ave. Suite 100
Huntersville, NC 28078
(704)875-9092

ANALYTICAL RESULTS

Project: CPC HUNTERSVILLE/CPC21018
Pace Project No.: 92550144

Sample: AE2 32-34 **Lab ID: 92550144009** Collected: 07/16/21 14:25 Received: 07/16/21 16:55 Matrix: Solid

Results reported on a "dry weight" basis and are adjusted for percent moisture, sample size and any dilutions.

Parameters	Results	Units	Report Limit	MDL	DF	Prepared	Analyzed	CAS No.	Qual
VPH NC Soil	Analytical Method: MADEP VPH Preparation Method: MADEP VPH Pace Analytical Services - Charlotte								
Total VPH (C5-C12)	**6.0**	mg/kg	3.0	3.0	1	07/21/21 14:29	07/22/21 04:27		N2
Aliphatic (C05-C08)	**5.0**	mg/kg	3.0	3.0	1	07/21/21 14:29	07/22/21 04:27		N2
Aliphatic(C09-C12) Adjusted	ND	mg/kg	3.0	3.0	1	07/21/21 14:29	07/22/21 04:27		N2
Aromatic (C09-C10)	ND	mg/kg	3.0	3.0	1	07/21/21 14:29	07/22/21 04:27		N2
Surrogates									
4-Bromofluorobenzene (FID) (S)	97	%	70-130		1	07/21/21 14:29	07/22/21 04:27	460-00-4	
4-Bromofluorobenzene (PID) (S)	89	%	70-130		1	07/21/21 14:29	07/22/21 04:27	460-00-4	
8260D/5035A/5030B Volatiles	Analytical Method: EPA 8260D Preparation Method: EPA 5035A/5030B Pace Analytical Services - Charlotte								
Acetone	ND	ug/kg	119	38.3	1	07/20/21 14:36	07/20/21 23:43	67-64-1	
Benzene	**474**	ug/kg	6.0	2.4	1	07/20/21 14:36	07/20/21 23:43	71-43-2	
Bromobenzene	ND	ug/kg	6.0	1.9	1	07/20/21 14:36	07/20/21 23:43	108-86-1	
Bromochloromethane	ND	ug/kg	6.0	1.8	1	07/20/21 14:36	07/20/21 23:43	74-97-5	
Bromodichloromethane	ND	ug/kg	6.0	2.3	1	07/20/21 14:36	07/20/21 23:43	75-27-4	
Bromoform	ND	ug/kg	6.0	2.1	1	07/20/21 14:36	07/20/21 23:43	75-25-2	
Bromomethane	ND	ug/kg	11.9	9.4	1	07/20/21 14:36	07/20/21 23:43	74-83-9	IK
2-Butanone (MEK)	ND	ug/kg	119	28.7	1	07/20/21 14:36	07/20/21 23:43	78-93-3	
n-Butylbenzene	ND	ug/kg	6.0	2.8	1	07/20/21 14:36	07/20/21 23:43	104-51-8	
sec-Butylbenzene	ND	ug/kg	6.0	2.6	1	07/20/21 14:36	07/20/21 23:43	135-98-8	
tert-Butylbenzene	ND	ug/kg	6.0	2.1	1	07/20/21 14:36	07/20/21 23:43	98-06-6	
Carbon tetrachloride	ND	ug/kg	6.0	2.2	1	07/20/21 14:36	07/20/21 23:43	56-23-5	
Chlorobenzene	ND	ug/kg	6.0	1.1	1	07/20/21 14:36	07/20/21 23:43	108-90-7	
Chloroethane	ND	ug/kg	11.9	4.6	1	07/20/21 14:36	07/20/21 23:43	75-00-3	IH
Chloroform	ND	ug/kg	6.0	3.6	1	07/20/21 14:36	07/20/21 23:43	67-66-3	
Chloromethane	ND	ug/kg	11.9	5.0	1	07/20/21 14:36	07/20/21 23:43	74-87-3	
2-Chlorotoluene	ND	ug/kg	6.0	2.1	1	07/20/21 14:36	07/20/21 23:43	95-49-8	
4-Chlorotoluene	ND	ug/kg	6.0	1.1	1	07/20/21 14:36	07/20/21 23:43	106-43-4	
1,2-Dibromo-3-chloropropane	ND	ug/kg	6.0	2.3	1	07/20/21 14:36	07/20/21 23:43	96-12-8	
Dibromochloromethane	ND	ug/kg	6.0	3.4	1	07/20/21 14:36	07/20/21 23:43	124-48-1	
1,2-Dibromoethane (EDB)	ND	ug/kg	6.0	2.6	1	07/20/21 14:36	07/20/21 23:43	106-93-4	
Dibromomethane	ND	ug/kg	6.0	1.3	1	07/20/21 14:36	07/20/21 23:43	74-95-3	
1,2-Dichlorobenzene	ND	ug/kg	6.0	2.1	1	07/20/21 14:36	07/20/21 23:43	95-50-1	
1,3-Dichlorobenzene	ND	ug/kg	6.0	1.9	1	07/20/21 14:36	07/20/21 23:43	541-73-1	
1,4-Dichlorobenzene	ND	ug/kg	6.0	1.6	1	07/20/21 14:36	07/20/21 23:43	106-46-7	
Dichlorodifluoromethane	ND	ug/kg	11.9	2.6	1	07/20/21 14:36	07/20/21 23:43	75-71-8	
1,1-Dichloroethane	ND	ug/kg	6.0	2.5	1	07/20/21 14:36	07/20/21 23:43	75-34-3	
1,2-Dichloroethane	ND	ug/kg	6.0	4.0	1	07/20/21 14:36	07/20/21 23:43	107-06-2	
1,1-Dichloroethene	ND	ug/kg	6.0	2.5	1	07/20/21 14:36	07/20/21 23:43	75-35-4	
cis-1,2-Dichloroethene	ND	ug/kg	6.0	2.0	1	07/20/21 14:36	07/20/21 23:43	156-59-2	
trans-1,2-Dichloroethene	ND	ug/kg	6.0	2.1	1	07/20/21 14:36	07/20/21 23:43	156-60-5	
1,2-Dichloropropane	ND	ug/kg	6.0	1.8	1	07/20/21 14:36	07/20/21 23:43	78-87-5	
1,3-Dichloropropane	ND	ug/kg	6.0	1.9	1	07/20/21 14:36	07/20/21 23:43	142-28-9	
2,2-Dichloropropane	ND	ug/kg	6.0	1.9	1	07/20/21 14:36	07/20/21 23:43	594-20-7	

REPORT OF LABORATORY ANALYSIS

This report shall not be reproduced, except in full,
without the written consent of Pace Analytical Services, LLC.

Pace Analytical Services, LLC
9800 Kincey Ave. Suite 100
Huntersville, NC 28078
(704)875-9092

ANALYTICAL RESULTS

Project: CPC HUNTERSVILLE/CPC21018
Pace Project No.: 92550144

Sample: AE2 32-34 **Lab ID: 92550144009** Collected: 07/16/21 14:25 Received: 07/16/21 16:55 Matrix: Solid

Results reported on a "dry weight" basis and are adjusted for percent moisture, sample size and any dilutions.

Parameters	Results	Units	Report Limit	MDL	DF	Prepared	Analyzed	CAS No.	Qual
8260D/5035A/5030B Volatiles	Analytical Method: EPA 8260D Preparation Method: EPA 5035A/5030B Pace Analytical Services - Charlotte								
1,1-Dichloropropene	ND	ug/kg	6.0	2.9	1	07/20/21 14:36	07/20/21 23:43	563-58-6	
cis-1,3-Dichloropropene	ND	ug/kg	6.0	1.6	1	07/20/21 14:36	07/20/21 23:43	10061-01-5	
trans-1,3-Dichloropropene	ND	ug/kg	6.0	2.1	1	07/20/21 14:36	07/20/21 23:43	10061-02-6	
Diisopropyl ether	**322**	ug/kg	6.0	1.6	1	07/20/21 14:36	07/20/21 23:43	108-20-3	
Ethylbenzene	**71.9**	ug/kg	6.0	2.8	1	07/20/21 14:36	07/20/21 23:43	100-41-4	
Hexachloro-1,3-butadiene	ND	ug/kg	11.9	9.8	1	07/20/21 14:36	07/20/21 23:43	87-68-3	
2-Hexanone	ND	ug/kg	59.7	5.8	1	07/20/21 14:36	07/20/21 23:43	591-78-6	
Isopropylbenzene (Cumene)	ND	ug/kg	6.0	2.0	1	07/20/21 14:36	07/20/21 23:43	98-82-8	
p-Isopropyltoluene	ND	ug/kg	6.0	2.9	1	07/20/21 14:36	07/20/21 23:43	99-87-6	
Methylene Chloride	ND	ug/kg	23.9	16.4	1	07/20/21 14:36	07/20/21 23:43	75-09-2	IK
4-Methyl-2-pentanone (MIBK)	ND	ug/kg	59.7	5.8	1	07/20/21 14:36	07/20/21 23:43	108-10-1	
Methyl-tert-butyl ether	**215**	ug/kg	6.0	2.2	1	07/20/21 14:36	07/20/21 23:43	1634-04-4	
Naphthalene	**27.4**	ug/kg	6.0	3.1	1	07/20/21 14:36	07/20/21 23:43	91-20-3	
n-Propylbenzene	ND	ug/kg	6.0	2.1	1	07/20/21 14:36	07/20/21 23:43	103-65-1	
Styrene	**4.9J**	ug/kg	6.0	1.6	1	07/20/21 14:36	07/20/21 23:43	100-42-5	
1,1,1,2-Tetrachloroethane	ND	ug/kg	6.0	2.3	1	07/20/21 14:36	07/20/21 23:43	630-20-6	
1,1,2,2-Tetrachloroethane	ND	ug/kg	6.0	1.6	1	07/20/21 14:36	07/20/21 23:43	79-34-5	
Tetrachloroethene	ND	ug/kg	6.0	1.9	1	07/20/21 14:36	07/20/21 23:43	127-18-4	
Toluene	**1020**	ug/kg	6.0	1.7	1	07/20/21 14:36	07/20/21 23:43	108-88-3	
1,2,3-Trichlorobenzene	ND	ug/kg	6.0	4.8	1	07/20/21 14:36	07/20/21 23:43	87-61-6	
1,2,4-Trichlorobenzene	ND	ug/kg	6.0	5.0	1	07/20/21 14:36	07/20/21 23:43	120-82-1	
1,1,1-Trichloroethane	ND	ug/kg	6.0	3.1	1	07/20/21 14:36	07/20/21 23:43	71-55-6	
1,1,2-Trichloroethane	ND	ug/kg	6.0	2.0	1	07/20/21 14:36	07/20/21 23:43	79-00-5	
Trichloroethene	ND	ug/kg	6.0	1.5	1	07/20/21 14:36	07/20/21 23:43	79-01-6	
Trichlorofluoromethane	ND	ug/kg	6.0	3.3	1	07/20/21 14:36	07/20/21 23:43	75-69-4	
1,2,3-Trichloropropane	ND	ug/kg	6.0	3.0	1	07/20/21 14:36	07/20/21 23:43	96-18-4	
1,2,4-Trimethylbenzene	**49.9**	ug/kg	6.0	1.6	1	07/20/21 14:36	07/20/21 23:43	95-63-6	
1,3,5-Trimethylbenzene	ND	ug/kg	6.0	2.0	1	07/20/21 14:36	07/20/21 23:43	108-67-8	
Vinyl acetate	ND	ug/kg	59.7	4.3	1	07/20/21 14:36	07/20/21 23:43	108-05-4	
Vinyl chloride	ND	ug/kg	11.9	3.0	1	07/20/21 14:36	07/20/21 23:43	75-01-4	
Xylene (Total)	**417**	ug/kg	11.9	3.4	1	07/20/21 14:36	07/20/21 23:43	1330-20-7	
m&p-Xylene	**271**	ug/kg	11.9	4.1	1	07/20/21 14:36	07/20/21 23:43	179601-23-1	
o-Xylene	**146**	ug/kg	6.0	2.6	1	07/20/21 14:36	07/20/21 23:43	95-47-6	
Surrogates									
Toluene-d8 (S)	98	%	70-130		1	07/20/21 14:36	07/20/21 23:43	2037-26-5	
4-Bromofluorobenzene (S)	95	%	69-134		1	07/20/21 14:36	07/20/21 23:43	460-00-4	
1,2-Dichloroethane-d4 (S)	96	%	70-130		1	07/20/21 14:36	07/20/21 23:43	17060-07-0	
Percent Moisture	Analytical Method: SW-846 Pace Analytical Services - Charlotte								
Percent Moisture	**15.0**	%	0.10	0.10	1		07/16/21 17:25		N2

REPORT OF LABORATORY ANALYSIS

This report shall not be reproduced, except in full,
without the written consent of Pace Analytical Services, LLC.

Pace Analytical Services, LLC
9800 Kincey Ave. Suite 100
Huntersville, NC 28078
(704)875-9092

ANALYTICAL RESULTS

Project: CPC HUNTERSVILLE/CPC21018
Pace Project No.: 92550144

Sample: AE1 0-2 **Lab ID: 92550144010** Collected: 07/16/21 16:05 Received: 07/16/21 16:55 Matrix: Solid

Results reported on a "dry weight" basis and are adjusted for percent moisture, sample size and any dilutions.

Parameters	Results	Units	Report Limit	MDL	DF	Prepared	Analyzed	CAS No.	Qual
VPH NC Soil	Analytical Method: MADEP VPH Preparation Method: MADEP VPH Pace Analytical Services - Charlotte								
Total VPH (C5-C12)	ND	mg/kg	3.2	3.2	1	07/21/21 14:29	07/22/21 04:56		N2
Aliphatic (C05-C08)	ND	mg/kg	3.2	3.2	1	07/21/21 14:29	07/22/21 04:56		N2
Aliphatic(C09-C12) Adjusted	ND	mg/kg	3.2	3.2	1	07/21/21 14:29	07/22/21 04:56		N2
Aromatic (C09-C10)	ND	mg/kg	3.2	3.2	1	07/21/21 14:29	07/22/21 04:56		N2
Surrogates									
4-Bromofluorobenzene (FID) (S)	100	%	70-130		1	07/21/21 14:29	07/22/21 04:56	460-00-4	
4-Bromofluorobenzene (PID) (S)	92	%	70-130		1	07/21/21 14:29	07/22/21 04:56	460-00-4	
8260D/5035A/5030B Volatiles	Analytical Method: EPA 8260D Preparation Method: EPA 5035A/5030B Pace Analytical Services - Charlotte								
Acetone	ND	ug/kg	121	38.8	1	07/20/21 14:36	07/21/21 00:00	67-64-1	
Benzene	ND	ug/kg	6.0	2.4	1	07/20/21 14:36	07/21/21 00:00	71-43-2	
Bromobenzene	ND	ug/kg	6.0	2.0	1	07/20/21 14:36	07/21/21 00:00	108-86-1	
Bromochloromethane	ND	ug/kg	6.0	1.8	1	07/20/21 14:36	07/21/21 00:00	74-97-5	
Bromodichloromethane	ND	ug/kg	6.0	2.3	1	07/20/21 14:36	07/21/21 00:00	75-27-4	
Bromoform	ND	ug/kg	6.0	2.1	1	07/20/21 14:36	07/21/21 00:00	75-25-2	
Bromomethane	ND	ug/kg	12.1	9.6	1	07/20/21 14:36	07/21/21 00:00	74-83-9	IK
2-Butanone (MEK)	ND	ug/kg	121	29.0	1	07/20/21 14:36	07/21/21 00:00	78-93-3	
n-Butylbenzene	ND	ug/kg	6.0	2.9	1	07/20/21 14:36	07/21/21 00:00	104-51-8	
sec-Butylbenzene	ND	ug/kg	6.0	2.7	1	07/20/21 14:36	07/21/21 00:00	135-98-8	
tert-Butylbenzene	ND	ug/kg	6.0	2.2	1	07/20/21 14:36	07/21/21 00:00	98-06-6	
Carbon tetrachloride	ND	ug/kg	6.0	2.3	1	07/20/21 14:36	07/21/21 00:00	56-23-5	
Chlorobenzene	ND	ug/kg	6.0	1.2	1	07/20/21 14:36	07/21/21 00:00	108-90-7	
Chloroethane	ND	ug/kg	12.1	4.7	1	07/20/21 14:36	07/21/21 00:00	75-00-3	IH
Chloroform	ND	ug/kg	6.0	3.7	1	07/20/21 14:36	07/21/21 00:00	67-66-3	
Chloromethane	ND	ug/kg	12.1	5.1	1	07/20/21 14:36	07/21/21 00:00	74-87-3	
2-Chlorotoluene	ND	ug/kg	6.0	2.1	1	07/20/21 14:36	07/21/21 00:00	95-49-8	
4-Chlorotoluene	ND	ug/kg	6.0	1.1	1	07/20/21 14:36	07/21/21 00:00	106-43-4	
1,2-Dibromo-3-chloropropane	ND	ug/kg	6.0	2.3	1	07/20/21 14:36	07/21/21 00:00	96-12-8	
Dibromochloromethane	ND	ug/kg	6.0	3.4	1	07/20/21 14:36	07/21/21 00:00	124-48-1	
1,2-Dibromoethane (EDB)	ND	ug/kg	6.0	2.7	1	07/20/21 14:36	07/21/21 00:00	106-93-4	
Dibromomethane	ND	ug/kg	6.0	1.3	1	07/20/21 14:36	07/21/21 00:00	74-95-3	
1,2-Dichlorobenzene	ND	ug/kg	6.0	2.2	1	07/20/21 14:36	07/21/21 00:00	95-50-1	
1,3-Dichlorobenzene	ND	ug/kg	6.0	1.9	1	07/20/21 14:36	07/21/21 00:00	541-73-1	
1,4-Dichlorobenzene	ND	ug/kg	6.0	1.6	1	07/20/21 14:36	07/21/21 00:00	106-46-7	
Dichlorodifluoromethane	ND	ug/kg	12.1	2.6	1	07/20/21 14:36	07/21/21 00:00	75-71-8	
1,1-Dichloroethane	ND	ug/kg	6.0	2.5	1	07/20/21 14:36	07/21/21 00:00	75-34-3	
1,2-Dichloroethane	ND	ug/kg	6.0	4.0	1	07/20/21 14:36	07/21/21 00:00	107-06-2	
1,1-Dichloroethene	ND	ug/kg	6.0	2.5	1	07/20/21 14:36	07/21/21 00:00	75-35-4	
cis-1,2-Dichloroethene	ND	ug/kg	6.0	2.1	1	07/20/21 14:36	07/21/21 00:00	156-59-2	
trans-1,2-Dichloroethene	ND	ug/kg	6.0	2.1	1	07/20/21 14:36	07/21/21 00:00	156-60-5	
1,2-Dichloropropane	ND	ug/kg	6.0	1.8	1	07/20/21 14:36	07/21/21 00:00	78-87-5	
1,3-Dichloropropane	ND	ug/kg	6.0	1.9	1	07/20/21 14:36	07/21/21 00:00	142-28-9	
2,2-Dichloropropane	ND	ug/kg	6.0	2.0	1	07/20/21 14:36	07/21/21 00:00	594-20-7	

REPORT OF LABORATORY ANALYSIS

This report shall not be reproduced, except in full,
without the written consent of Pace Analytical Services, LLC.

Pace Analytical Services, LLC
9800 Kincey Ave. Suite 100
Huntersville, NC 28078
(704)875-9092

ANALYTICAL RESULTS

Project: CPC HUNTERSVILLE/CPC21018
Pace Project No.: 92550144

Sample: AE1 0-2 **Lab ID: 92550144010** Collected: 07/16/21 16:05 Received: 07/16/21 16:55 Matrix: Solid

Results reported on a "dry weight" basis and are adjusted for percent moisture, sample size and any dilutions.

Parameters	Results	Units	Report Limit	MDL	DF	Prepared	Analyzed	CAS No.	Qual
8260D/5035A/5030B Volatiles	Analytical Method: EPA 8260D Preparation Method: EPA 5035A/5030B Pace Analytical Services - Charlotte								
1,1-Dichloropropene	ND	ug/kg	6.0	2.9	1	07/20/21 14:36	07/21/21 00:00	563-58-6	
cis-1,3-Dichloropropene	ND	ug/kg	6.0	1.6	1	07/20/21 14:36	07/21/21 00:00	10061-01-5	
trans-1,3-Dichloropropene	ND	ug/kg	6.0	2.1	1	07/20/21 14:36	07/21/21 00:00	10061-02-6	
Diisopropyl ether	ND	ug/kg	6.0	1.6	1	07/20/21 14:36	07/21/21 00:00	108-20-3	
Ethylbenzene	ND	ug/kg	6.0	2.8	1	07/20/21 14:36	07/21/21 00:00	100-41-4	
Hexachloro-1,3-butadiene	ND	ug/kg	12.1	9.9	1	07/20/21 14:36	07/21/21 00:00	87-68-3	
2-Hexanone	ND	ug/kg	60.5	5.8	1	07/20/21 14:36	07/21/21 00:00	591-78-6	
Isopropylbenzene (Cumene)	ND	ug/kg	6.0	2.1	1	07/20/21 14:36	07/21/21 00:00	98-82-8	
p-Isopropyltoluene	ND	ug/kg	6.0	3.0	1	07/20/21 14:36	07/21/21 00:00	99-87-6	
Methylene Chloride	ND	ug/kg	24.2	16.6	1	07/20/21 14:36	07/21/21 00:00	75-09-2	IK
4-Methyl-2-pentanone (MIBK)	ND	ug/kg	60.5	5.8	1	07/20/21 14:36	07/21/21 00:00	108-10-1	
Methyl-tert-butyl ether	ND	ug/kg	6.0	2.3	1	07/20/21 14:36	07/21/21 00:00	1634-04-4	
Naphthalene	ND	ug/kg	6.0	3.2	1	07/20/21 14:36	07/21/21 00:00	91-20-3	
n-Propylbenzene	ND	ug/kg	6.0	2.2	1	07/20/21 14:36	07/21/21 00:00	103-65-1	
Styrene	ND	ug/kg	6.0	1.6	1	07/20/21 14:36	07/21/21 00:00	100-42-5	
1,1,1,2-Tetrachloroethane	ND	ug/kg	6.0	2.3	1	07/20/21 14:36	07/21/21 00:00	630-20-6	
1,1,2,2-Tetrachloroethane	ND	ug/kg	6.0	1.6	1	07/20/21 14:36	07/21/21 00:00	79-34-5	
Tetrachloroethene	ND	ug/kg	6.0	1.9	1	07/20/21 14:36	07/21/21 00:00	127-18-4	
Toluene	ND	ug/kg	6.0	1.7	1	07/20/21 14:36	07/21/21 00:00	108-88-3	
1,2,3-Trichlorobenzene	ND	ug/kg	6.0	4.9	1	07/20/21 14:36	07/21/21 00:00	87-61-6	
1,2,4-Trichlorobenzene	ND	ug/kg	6.0	5.1	1	07/20/21 14:36	07/21/21 00:00	120-82-1	
1,1,1-Trichloroethane	ND	ug/kg	6.0	3.1	1	07/20/21 14:36	07/21/21 00:00	71-55-6	
1,1,2-Trichloroethane	ND	ug/kg	6.0	2.0	1	07/20/21 14:36	07/21/21 00:00	79-00-5	
Trichloroethene	ND	ug/kg	6.0	1.6	1	07/20/21 14:36	07/21/21 00:00	79-01-6	
Trichlorofluoromethane	ND	ug/kg	6.0	3.3	1	07/20/21 14:36	07/21/21 00:00	75-69-4	
1,2,3-Trichloropropane	ND	ug/kg	6.0	3.1	1	07/20/21 14:36	07/21/21 00:00	96-18-4	
1,2,4-Trimethylbenzene	**3.5J**	ug/kg	6.0	1.7	1	07/20/21 14:36	07/21/21 00:00	95-63-6	
1,3,5-Trimethylbenzene	ND	ug/kg	6.0	2.0	1	07/20/21 14:36	07/21/21 00:00	108-67-8	
Vinyl acetate	ND	ug/kg	60.5	4.4	1	07/20/21 14:36	07/21/21 00:00	108-05-4	
Vinyl chloride	ND	ug/kg	12.1	3.1	1	07/20/21 14:36	07/21/21 00:00	75-01-4	
Xylene (Total)	ND	ug/kg	12.1	3.4	1	07/20/21 14:36	07/21/21 00:00	1330-20-7	
m&p-Xylene	ND	ug/kg	12.1	4.1	1	07/20/21 14:36	07/21/21 00:00	179601-23-1	
o-Xylene	ND	ug/kg	6.0	2.7	1	07/20/21 14:36	07/21/21 00:00	95-47-6	
Surrogates									
Toluene-d8 (S)	99	%	70-130		1	07/20/21 14:36	07/21/21 00:00	2037-26-5	
4-Bromofluorobenzene (S)	96	%	69-134		1	07/20/21 14:36	07/21/21 00:00	460-00-4	
1,2-Dichloroethane-d4 (S)	97	%	70-130		1	07/20/21 14:36	07/21/21 00:00	17060-07-0	
Percent Moisture	Analytical Method: SW-846 Pace Analytical Services - Charlotte								
Percent Moisture	**19.7**	%	0.10	0.10	1		07/16/21 17:25		N2

REPORT OF LABORATORY ANALYSIS

This report shall not be reproduced, except in full,
without the written consent of Pace Analytical Services, LLC.

Pace Analytical Services, LLC
9800 Kincey Ave. Suite 100
Huntersville, NC 28078
(704)875-9092

ANALYTICAL RESULTS

Project: CPC HUNTERSVILLE/CPC21018
Pace Project No.: 92550144

Sample: AE1 10-12 **Lab ID: 92550144011** Collected: 07/16/21 16:10 Received: 07/16/21 16:55 Matrix: Solid

Results reported on a "dry weight" basis and are adjusted for percent moisture, sample size and any dilutions.

Parameters	Results	Units	Report Limit	MDL	DF	Prepared	Analyzed	CAS No.	Qual
VPH NC Soil	Analytical Method: MADEP VPH Preparation Method: MADEP VPH Pace Analytical Services - Charlotte								
Total VPH (C5-C12)	**3.2**	mg/kg	3.2	3.2	1	07/21/21 14:29	07/22/21 05:24		N2
Aliphatic (C05-C08)	ND	mg/kg	3.2	3.2	1	07/21/21 14:29	07/22/21 05:24		N2
Aliphatic(C09-C12) Adjusted	ND	mg/kg	3.2	3.2	1	07/21/21 14:29	07/22/21 05:24		N2
Aromatic (C09-C10)	ND	mg/kg	3.2	3.2	1	07/21/21 14:29	07/22/21 05:24		N2
Surrogates									
4-Bromofluorobenzene (FID) (S)	98	%	70-130		1	07/21/21 14:29	07/22/21 05:24	460-00-4	
4-Bromofluorobenzene (PID) (S)	91	%	70-130		1	07/21/21 14:29	07/22/21 05:24	460-00-4	
8260D/5035A/5030B Volatiles	Analytical Method: EPA 8260D Preparation Method: EPA 5035A/5030B Pace Analytical Services - Charlotte								
Acetone	ND	ug/kg	123	39.3	1	07/20/21 14:36	07/21/21 00:18	67-64-1	
Benzene	**26.8**	ug/kg	6.1	2.4	1	07/20/21 14:36	07/21/21 00:18	71-43-2	
Bromobenzene	ND	ug/kg	6.1	2.0	1	07/20/21 14:36	07/21/21 00:18	108-86-1	
Bromochloromethane	ND	ug/kg	6.1	1.8	1	07/20/21 14:36	07/21/21 00:18	74-97-5	
Bromodichloromethane	ND	ug/kg	6.1	2.4	1	07/20/21 14:36	07/21/21 00:18	75-27-4	
Bromoform	ND	ug/kg	6.1	2.2	1	07/20/21 14:36	07/21/21 00:18	75-25-2	
Bromomethane	ND	ug/kg	12.3	9.7	1	07/20/21 14:36	07/21/21 00:18	74-83-9	IK
2-Butanone (MEK)	ND	ug/kg	123	29.4	1	07/20/21 14:36	07/21/21 00:18	78-93-3	
n-Butylbenzene	ND	ug/kg	6.1	2.9	1	07/20/21 14:36	07/21/21 00:18	104-51-8	
sec-Butylbenzene	ND	ug/kg	6.1	2.7	1	07/20/21 14:36	07/21/21 00:18	135-98-8	
tert-Butylbenzene	ND	ug/kg	6.1	2.2	1	07/20/21 14:36	07/21/21 00:18	98-06-6	
Carbon tetrachloride	ND	ug/kg	6.1	2.3	1	07/20/21 14:36	07/21/21 00:18	56-23-5	
Chlorobenzene	ND	ug/kg	6.1	1.2	1	07/20/21 14:36	07/21/21 00:18	108-90-7	
Chloroethane	ND	ug/kg	12.3	4.7	1	07/20/21 14:36	07/21/21 00:18	75-00-3	IH
Chloroform	ND	ug/kg	6.1	3.7	1	07/20/21 14:36	07/21/21 00:18	67-66-3	
Chloromethane	ND	ug/kg	12.3	5.1	1	07/20/21 14:36	07/21/21 00:18	74-87-3	
2-Chlorotoluene	ND	ug/kg	6.1	2.2	1	07/20/21 14:36	07/21/21 00:18	95-49-8	
4-Chlorotoluene	ND	ug/kg	6.1	1.1	1	07/20/21 14:36	07/21/21 00:18	106-43-4	
1,2-Dibromo-3-chloropropane	ND	ug/kg	6.1	2.4	1	07/20/21 14:36	07/21/21 00:18	96-12-8	
Dibromochloromethane	ND	ug/kg	6.1	3.4	1	07/20/21 14:36	07/21/21 00:18	124-48-1	
1,2-Dibromoethane (EDB)	ND	ug/kg	6.1	2.7	1	07/20/21 14:36	07/21/21 00:18	106-93-4	
Dibromomethane	ND	ug/kg	6.1	1.3	1	07/20/21 14:36	07/21/21 00:18	74-95-3	
1,2-Dichlorobenzene	ND	ug/kg	6.1	2.2	1	07/20/21 14:36	07/21/21 00:18	95-50-1	
1,3-Dichlorobenzene	ND	ug/kg	6.1	1.9	1	07/20/21 14:36	07/21/21 00:18	541-73-1	
1,4-Dichlorobenzene	ND	ug/kg	6.1	1.6	1	07/20/21 14:36	07/21/21 00:18	106-46-7	
Dichlorodifluoromethane	ND	ug/kg	12.3	2.7	1	07/20/21 14:36	07/21/21 00:18	75-71-8	
1,1-Dichloroethane	ND	ug/kg	6.1	2.5	1	07/20/21 14:36	07/21/21 00:18	75-34-3	
1,2-Dichloroethane	ND	ug/kg	6.1	4.1	1	07/20/21 14:36	07/21/21 00:18	107-06-2	
1,1-Dichloroethene	ND	ug/kg	6.1	2.5	1	07/20/21 14:36	07/21/21 00:18	75-35-4	
cis-1,2-Dichloroethene	ND	ug/kg	6.1	2.1	1	07/20/21 14:36	07/21/21 00:18	156-59-2	
trans-1,2-Dichloroethene	ND	ug/kg	6.1	2.1	1	07/20/21 14:36	07/21/21 00:18	156-60-5	
1,2-Dichloropropane	ND	ug/kg	6.1	1.8	1	07/20/21 14:36	07/21/21 00:18	78-87-5	
1,3-Dichloropropane	ND	ug/kg	6.1	1.9	1	07/20/21 14:36	07/21/21 00:18	142-28-9	
2,2-Dichloropropane	ND	ug/kg	6.1	2.0	1	07/20/21 14:36	07/21/21 00:18	594-20-7	

REPORT OF LABORATORY ANALYSIS

This report shall not be reproduced, except in full,
without the written consent of Pace Analytical Services, LLC.

Pace Analytical Services, LLC
9800 Kincey Ave. Suite 100
Huntersville, NC 28078
(704)875-9092

ANALYTICAL RESULTS

Project: CPC HUNTERSVILLE/CPC21018
Pace Project No.: 92550144

Sample: AE1 10-12 **Lab ID: 92550144011** Collected: 07/16/21 16:10 Received: 07/16/21 16:55 Matrix: Solid

Results reported on a "dry weight" basis and are adjusted for percent moisture, sample size and any dilutions.

Parameters	Results	Units	Report Limit	MDL	DF	Prepared	Analyzed	CAS No.	Qual
8260D/5035A/5030B Volatiles	Analytical Method: EPA 8260D Preparation Method: EPA 5035A/5030B Pace Analytical Services - Charlotte								
1,1-Dichloropropene	ND	ug/kg	6.1	2.9	1	07/20/21 14:36	07/21/21 00:18	563-58-6	
cis-1,3-Dichloropropene	ND	ug/kg	6.1	1.7	1	07/20/21 14:36	07/21/21 00:18	10061-01-5	
trans-1,3-Dichloropropene	ND	ug/kg	6.1	2.1	1	07/20/21 14:36	07/21/21 00:18	10061-02-6	
Diisopropyl ether	**5.8J**	ug/kg	6.1	1.7	1	07/20/21 14:36	07/21/21 00:18	108-20-3	
Ethylbenzene	**6.1J**	ug/kg	6.1	2.9	1	07/20/21 14:36	07/21/21 00:18	100-41-4	
Hexachloro-1,3-butadiene	ND	ug/kg	12.3	10.0	1	07/20/21 14:36	07/21/21 00:18	87-68-3	
2-Hexanone	ND	ug/kg	61.3	5.9	1	07/20/21 14:36	07/21/21 00:18	591-78-6	
Isopropylbenzene (Cumene)	ND	ug/kg	6.1	2.1	1	07/20/21 14:36	07/21/21 00:18	98-82-8	
p-Isopropyltoluene	ND	ug/kg	6.1	3.0	1	07/20/21 14:36	07/21/21 00:18	99-87-6	
Methylene Chloride	ND	ug/kg	24.5	16.8	1	07/20/21 14:36	07/21/21 00:18	75-09-2	IK
4-Methyl-2-pentanone (MIBK)	ND	ug/kg	61.3	5.9	1	07/20/21 14:36	07/21/21 00:18	108-10-1	
Methyl-tert-butyl ether	ND	ug/kg	6.1	2.3	1	07/20/21 14:36	07/21/21 00:18	1634-04-4	
Naphthalene	**6.0J**	ug/kg	6.1	3.2	1	07/20/21 14:36	07/21/21 00:18	91-20-3	
n-Propylbenzene	ND	ug/kg	6.1	2.2	1	07/20/21 14:36	07/21/21 00:18	103-65-1	
Styrene	ND	ug/kg	6.1	1.6	1	07/20/21 14:36	07/21/21 00:18	100-42-5	
1,1,1,2-Tetrachloroethane	ND	ug/kg	6.1	2.4	1	07/20/21 14:36	07/21/21 00:18	630-20-6	
1,1,2,2-Tetrachloroethane	ND	ug/kg	6.1	1.6	1	07/20/21 14:36	07/21/21 00:18	79-34-5	
Tetrachloroethene	ND	ug/kg	6.1	1.9	1	07/20/21 14:36	07/21/21 00:18	127-18-4	
Toluene	**68.9**	ug/kg	6.1	1.7	1	07/20/21 14:36	07/21/21 00:18	108-88-3	
1,2,3-Trichlorobenzene	ND	ug/kg	6.1	5.0	1	07/20/21 14:36	07/21/21 00:18	87-61-6	
1,2,4-Trichlorobenzene	ND	ug/kg	6.1	5.1	1	07/20/21 14:36	07/21/21 00:18	120-82-1	
1,1,1-Trichloroethane	ND	ug/kg	6.1	3.2	1	07/20/21 14:36	07/21/21 00:18	71-55-6	
1,1,2-Trichloroethane	ND	ug/kg	6.1	2.0	1	07/20/21 14:36	07/21/21 00:18	79-00-5	
Trichloroethene	ND	ug/kg	6.1	1.6	1	07/20/21 14:36	07/21/21 00:18	79-01-6	
Trichlorofluoromethane	ND	ug/kg	6.1	3.4	1	07/20/21 14:36	07/21/21 00:18	75-69-4	
1,2,3-Trichloropropane	ND	ug/kg	6.1	3.1	1	07/20/21 14:36	07/21/21 00:18	96-18-4	
1,2,4-Trimethylbenzene	**16.5**	ug/kg	6.1	1.7	1	07/20/21 14:36	07/21/21 00:18	95-63-6	
1,3,5-Trimethylbenzene	ND	ug/kg	6.1	2.1	1	07/20/21 14:36	07/21/21 00:18	108-67-8	
Vinyl acetate	ND	ug/kg	61.3	4.5	1	07/20/21 14:36	07/21/21 00:18	108-05-4	
Vinyl chloride	ND	ug/kg	12.3	3.1	1	07/20/21 14:36	07/21/21 00:18	75-01-4	
Xylene (Total)	**56.3**	ug/kg	12.3	3.5	1	07/20/21 14:36	07/21/21 00:18	1330-20-7	
m&p-Xylene	**32.5**	ug/kg	12.3	4.2	1	07/20/21 14:36	07/21/21 00:18	179601-23-1	
o-Xylene	**23.8**	ug/kg	6.1	2.7	1	07/20/21 14:36	07/21/21 00:18	95-47-6	
Surrogates									
Toluene-d8 (S)	98	%	70-130		1	07/20/21 14:36	07/21/21 00:18	2037-26-5	
4-Bromofluorobenzene (S)	96	%	69-134		1	07/20/21 14:36	07/21/21 00:18	460-00-4	
1,2-Dichloroethane-d4 (S)	94	%	70-130		1	07/20/21 14:36	07/21/21 00:18	17060-07-0	
Percent Moisture	Analytical Method: SW-846 Pace Analytical Services - Charlotte								
Percent Moisture	**19.3**	%	0.10	0.10	1		07/16/21 17:26		N2

REPORT OF LABORATORY ANALYSIS

This report shall not be reproduced, except in full,
without the written consent of Pace Analytical Services, LLC.

Pace Analytical Services, LLC
9800 Kincey Ave. Suite 100
Huntersville, NC 28078
(704)875-9092

ANALYTICAL RESULTS

Project: CPC HUNTERSVILLE/CPC21018
Pace Project No.: 92550144

Sample: AE1 34-36 **Lab ID: 92550144012** Collected: 07/16/21 16:15 Received: 07/16/21 16:55 Matrix: Solid

Results reported on a "dry weight" basis and are adjusted for percent moisture, sample size and any dilutions.

Parameters	Results	Units	Report Limit	MDL	DF	Prepared	Analyzed	CAS No.	Qual
VPH NC Soil	Analytical Method: MADEP VPH Preparation Method: MADEP VPH Pace Analytical Services - Charlotte								
Total VPH (C5-C12)	**52.0**	mg/kg	3.6	3.6	1	07/21/21 14:29	07/22/21 05:53		N2
Aliphatic (C05-C08)	**41.0**	mg/kg	3.6	3.6	1	07/21/21 14:29	07/22/21 05:53		N2
Aliphatic(C09-C12) Adjusted	**9.6**	mg/kg	3.6	3.6	1	07/21/21 14:29	07/22/21 05:53		N2
Aromatic (C09-C10)	ND	mg/kg	3.6	3.6	1	07/21/21 14:29	07/22/21 05:53		N2
Surrogates									
4-Bromofluorobenzene (FID) (S)	105	%	70-130		1	07/21/21 14:29	07/22/21 05:53	460-00-4	
4-Bromofluorobenzene (PID) (S)	94	%	70-130		1	07/21/21 14:29	07/22/21 05:53	460-00-4	
8260D/5035A/5030B Volatiles	Analytical Method: EPA 8260D Preparation Method: EPA 5035A/5030B Pace Analytical Services - Charlotte								
Acetone	ND	ug/kg	148	47.5	1	07/21/21 11:09	07/21/21 22:00	67-64-1	
Benzene	**595**	ug/kg	7.4	2.9	1	07/21/21 11:09	07/21/21 22:00	71-43-2	
Bromobenzene	ND	ug/kg	7.4	2.4	1	07/21/21 11:09	07/21/21 22:00	108-86-1	
Bromochloromethane	ND	ug/kg	7.4	2.2	1	07/21/21 11:09	07/21/21 22:00	74-97-5	
Bromodichloromethane	ND	ug/kg	7.4	2.9	1	07/21/21 11:09	07/21/21 22:00	75-27-4	
Bromoform	ND	ug/kg	7.4	2.6	1	07/21/21 11:09	07/21/21 22:00	75-25-2	
Bromomethane	ND	ug/kg	14.8	11.7	1	07/21/21 11:09	07/21/21 22:00	74-83-9	IK
2-Butanone (MEK)	**82.4J**	ug/kg	148	35.5	1	07/21/21 11:09	07/21/21 22:00	78-93-3	
n-Butylbenzene	**30.0**	ug/kg	7.4	3.5	1	07/21/21 11:09	07/21/21 22:00	104-51-8	
sec-Butylbenzene	ND	ug/kg	7.4	3.3	1	07/21/21 11:09	07/21/21 22:00	135-98-8	
tert-Butylbenzene	ND	ug/kg	7.4	2.6	1	07/21/21 11:09	07/21/21 22:00	98-06-6	
Carbon tetrachloride	ND	ug/kg	7.4	2.8	1	07/21/21 11:09	07/21/21 22:00	56-23-5	
Chlorobenzene	ND	ug/kg	7.4	1.4	1	07/21/21 11:09	07/21/21 22:00	108-90-7	
Chloroethane	ND	ug/kg	14.8	5.7	1	07/21/21 11:09	07/21/21 22:00	75-00-3	IH
Chloroform	ND	ug/kg	7.4	4.5	1	07/21/21 11:09	07/21/21 22:00	67-66-3	
Chloromethane	ND	ug/kg	14.8	6.2	1	07/21/21 11:09	07/21/21 22:00	74-87-3	
2-Chlorotoluene	ND	ug/kg	7.4	2.6	1	07/21/21 11:09	07/21/21 22:00	95-49-8	
4-Chlorotoluene	ND	ug/kg	7.4	1.3	1	07/21/21 11:09	07/21/21 22:00	106-43-4	
1,2-Dibromo-3-chloropropane	ND	ug/kg	7.4	2.9	1	07/21/21 11:09	07/21/21 22:00	96-12-8	
Dibromochloromethane	ND	ug/kg	7.4	4.2	1	07/21/21 11:09	07/21/21 22:00	124-48-1	
1,2-Dibromoethane (EDB)	ND	ug/kg	7.4	3.3	1	07/21/21 11:09	07/21/21 22:00	106-93-4	
Dibromomethane	ND	ug/kg	7.4	1.6	1	07/21/21 11:09	07/21/21 22:00	74-95-3	
1,2-Dichlorobenzene	ND	ug/kg	7.4	2.7	1	07/21/21 11:09	07/21/21 22:00	95-50-1	
1,3-Dichlorobenzene	ND	ug/kg	7.4	2.3	1	07/21/21 11:09	07/21/21 22:00	541-73-1	
1,4-Dichlorobenzene	ND	ug/kg	7.4	1.9	1	07/21/21 11:09	07/21/21 22:00	106-46-7	
Dichlorodifluoromethane	ND	ug/kg	14.8	3.2	1	07/21/21 11:09	07/21/21 22:00	75-71-8	
1,1-Dichloroethane	ND	ug/kg	7.4	3.0	1	07/21/21 11:09	07/21/21 22:00	75-34-3	
1,2-Dichloroethane	ND	ug/kg	7.4	4.9	1	07/21/21 11:09	07/21/21 22:00	107-06-2	
1,1-Dichloroethene	ND	ug/kg	7.4	3.0	1	07/21/21 11:09	07/21/21 22:00	75-35-4	
cis-1,2-Dichloroethene	ND	ug/kg	7.4	2.5	1	07/21/21 11:09	07/21/21 22:00	156-59-2	
trans-1,2-Dichloroethene	ND	ug/kg	7.4	2.6	1	07/21/21 11:09	07/21/21 22:00	156-60-5	
1,2-Dichloropropane	ND	ug/kg	7.4	2.2	1	07/21/21 11:09	07/21/21 22:00	78-87-5	
1,3-Dichloropropane	ND	ug/kg	7.4	2.3	1	07/21/21 11:09	07/21/21 22:00	142-28-9	
2,2-Dichloropropane	ND	ug/kg	7.4	2.4	1	07/21/21 11:09	07/21/21 22:00	594-20-7	v2

REPORT OF LABORATORY ANALYSIS

This report shall not be reproduced, except in full,
without the written consent of Pace Analytical Services, LLC.

Pace Analytical Services, LLC
9800 Kincey Ave. Suite 100
Huntersville, NC 28078
(704)875-9092

ANALYTICAL RESULTS

Project: CPC HUNTERSVILLE/CPC21018
Pace Project No.: 92550144

Sample: AE1 34-36 **Lab ID: 92550144012** Collected: 07/16/21 16:15 Received: 07/16/21 16:55 Matrix: Solid

Results reported on a "dry weight" basis and are adjusted for percent moisture, sample size and any dilutions.

Parameters	Results	Units	Report Limit	MDL	DF	Prepared	Analyzed	CAS No.	Qual
8260D/5035A/5030B Volatiles	Analytical Method: EPA 8260D Preparation Method: EPA 5035A/5030B Pace Analytical Services - Charlotte								
1,1-Dichloropropene	ND	ug/kg	7.4	3.6	1	07/21/21 11:09	07/21/21 22:00	563-58-6	v2
cis-1,3-Dichloropropene	ND	ug/kg	7.4	2.0	1	07/21/21 11:09	07/21/21 22:00	10061-01-5	
trans-1,3-Dichloropropene	ND	ug/kg	7.4	2.5	1	07/21/21 11:09	07/21/21 22:00	10061-02-6	
Diisopropyl ether	**154**	ug/kg	7.4	2.0	1	07/21/21 11:09	07/21/21 22:00	108-20-3	v3
Ethylbenzene	**407**	ug/kg	7.4	3.4	1	07/21/21 11:09	07/21/21 22:00	100-41-4	
Hexachloro-1,3-butadiene	ND	ug/kg	14.8	12.1	1	07/21/21 11:09	07/21/21 22:00	87-68-3	
2-Hexanone	ND	ug/kg	74.0	7.1	1	07/21/21 11:09	07/21/21 22:00	591-78-6	
Isopropylbenzene (Cumene)	**28.2**	ug/kg	7.4	2.5	1	07/21/21 11:09	07/21/21 22:00	98-82-8	
p-Isopropyltoluene	**28.9**	ug/kg	7.4	3.6	1	07/21/21 11:09	07/21/21 22:00	99-87-6	
Methylene Chloride	ND	ug/kg	29.6	20.3	1	07/21/21 11:09	07/21/21 22:00	75-09-2	IK
4-Methyl-2-pentanone (MIBK)	ND	ug/kg	74.0	7.1	1	07/21/21 11:09	07/21/21 22:00	108-10-1	
Methyl-tert-butyl ether	ND	ug/kg	7.4	2.8	1	07/21/21 11:09	07/21/21 22:00	1634-04-4	v2
Naphthalene	**118**	ug/kg	7.4	3.9	1	07/21/21 11:09	07/21/21 22:00	91-20-3	
n-Propylbenzene	**111**	ug/kg	7.4	2.6	1	07/21/21 11:09	07/21/21 22:00	103-65-1	
Styrene	**20.9**	ug/kg	7.4	2.0	1	07/21/21 11:09	07/21/21 22:00	100-42-5	
1,1,1,2-Tetrachloroethane	ND	ug/kg	7.4	2.8	1	07/21/21 11:09	07/21/21 22:00	630-20-6	
1,1,2,2-Tetrachloroethane	ND	ug/kg	7.4	2.0	1	07/21/21 11:09	07/21/21 22:00	79-34-5	
Tetrachloroethene	ND	ug/kg	7.4	2.3	1	07/21/21 11:09	07/21/21 22:00	127-18-4	
Toluene	**2410**	ug/kg	7.4	2.1	1	07/21/21 11:09	07/21/21 22:00	108-88-3	
1,2,3-Trichlorobenzene	ND	ug/kg	7.4	6.0	1	07/21/21 11:09	07/21/21 22:00	87-61-6	
1,2,4-Trichlorobenzene	ND	ug/kg	7.4	6.2	1	07/21/21 11:09	07/21/21 22:00	120-82-1	
1,1,1-Trichloroethane	ND	ug/kg	7.4	3.8	1	07/21/21 11:09	07/21/21 22:00	71-55-6	
1,1,2-Trichloroethane	ND	ug/kg	7.4	2.5	1	07/21/21 11:09	07/21/21 22:00	79-00-5	
Trichloroethene	ND	ug/kg	7.4	1.9	1	07/21/21 11:09	07/21/21 22:00	79-01-6	
Trichlorofluoromethane	ND	ug/kg	7.4	4.1	1	07/21/21 11:09	07/21/21 22:00	75-69-4	
1,2,3-Trichloropropane	ND	ug/kg	7.4	3.7	1	07/21/21 11:09	07/21/21 22:00	96-18-4	
1,2,4-Trimethylbenzene	**593**	ug/kg	7.4	2.0	1	07/21/21 11:09	07/21/21 22:00	95-63-6	
1,3,5-Trimethylbenzene	**149**	ug/kg	7.4	2.5	1	07/21/21 11:09	07/21/21 22:00	108-67-8	
Vinyl acetate	ND	ug/kg	74.0	5.4	1	07/21/21 11:09	07/21/21 22:00	108-05-4	v2
Vinyl chloride	ND	ug/kg	14.8	3.8	1	07/21/21 11:09	07/21/21 22:00	75-01-4	
Xylene (Total)	**2330**	ug/kg	14.8	4.2	1	07/21/21 11:09	07/21/21 22:00	1330-20-7	
m&p-Xylene	**1620**	ug/kg	14.8	5.1	1	07/21/21 11:09	07/21/21 22:00	179601-23-1	
o-Xylene	**707**	ug/kg	7.4	3.3	1	07/21/21 11:09	07/21/21 22:00	95-47-6	
Surrogates									
Toluene-d8 (S)	98	%	70-130		1	07/21/21 11:09	07/21/21 22:00	2037-26-5	
4-Bromofluorobenzene (S)	98	%	69-134		1	07/21/21 11:09	07/21/21 22:00	460-00-4	
1,2-Dichloroethane-d4 (S)	94	%	70-130		1	07/21/21 11:09	07/21/21 22:00	17060-07-0	
Percent Moisture	Analytical Method: SW-846 Pace Analytical Services - Charlotte								
Percent Moisture	**23.6**	%	0.10	0.10	1		07/16/21 17:26		N2

REPORT OF LABORATORY ANALYSIS

This report shall not be reproduced, except in full,
without the written consent of Pace Analytical Services, LLC.

Pace Analytical Services, LLC
9800 Kincey Ave. Suite 100
Huntersville, NC 28078
(704)875-9092

QUALITY CONTROL DATA

Project: CPC HUNTERSVILLE/CPC21018
Pace Project No.: 92550144

QC Batch: 634904 Analysis Method: MADEP VPH
QC Batch Method: MADEP VPH Analysis Description: VPH NC Soil
Laboratory: Pace Analytical Services - Charlotte
Associated Lab Samples: 92550144001, 92550144002, 92550144003, 92550144004, 92550144005, 92550144006, 92550144007

METHOD BLANK: 3334052 Matrix: Solid
Associated Lab Samples: 92550144001, 92550144002, 92550144003, 92550144004, 92550144005, 92550144006, 92550144007

Parameter	Units	Blank Result	Reporting Limit	MDL	Analyzed	Qualifiers
Aliphatic (C05-C08)	mg/kg	ND	2.5	2.5	07/21/21 18:56	N2
Aromatic (C09-C10)	mg/kg	ND	2.5	2.5	07/21/21 18:56	N2
4-Bromofluorobenzene (FID) (S)	%	99	70-130		07/21/21 18:56	
4-Bromofluorobenzene (PID) (S)	%	90	70-130		07/21/21 18:56	

LABORATORY CONTROL SAMPLE & LCSD: 3334053 3334054

Parameter	Units	Spike Conc.	LCS Result	LCSD Result	LCS % Rec	LCSD % Rec	% Rec Limits	RPD	Max RPD	Qualifiers
Aliphatic (C05-C08)	mg/kg	15	13.5	13.0	90	86	70-130	4	25	N2
Aromatic (C09-C10)	mg/kg	5	5.1	5.1	103	101	70-130	2	25	N2
4-Bromofluorobenzene (FID) (S)	%				100	99	70-130			
4-Bromofluorobenzene (PID) (S)	%				89	88	70-130			

Results presented on this page are in the units indicated by the "Units" column except where an alternate unit is presented to the right of the result.

REPORT OF LABORATORY ANALYSIS

This report shall not be reproduced, except in full,
without the written consent of Pace Analytical Services, LLC.

Pace Analytical Services, LLC
9800 Kincey Ave. Suite 100
Huntersville, NC 28078
(704)875-9092

QUALITY CONTROL DATA

Project: CPC HUNTERSVILLE/CPC21018
Pace Project No.: 92550144

QC Batch: 634950 | Analysis Method: MADEP VPH
QC Batch Method: MADEP VPH | Analysis Description: VPH NC Soil
Laboratory: Pace Analytical Services - Charlotte
Associated Lab Samples: 92550144008, 92550144009, 92550144010, 92550144011, 92550144012

METHOD BLANK: 3334332 Matrix: Solid
Associated Lab Samples: 92550144008, 92550144009, 92550144010, 92550144011, 92550144012

Parameter	Units	Blank Result	Reporting Limit	MDL	Analyzed	Qualifiers
Aliphatic (C05-C08)	mg/kg	ND	2.5	2.5	07/21/21 18:28	N2
Aromatic (C09-C10)	mg/kg	ND	2.5	2.5	07/21/21 18:28	N2
4-Bromofluorobenzene (FID) (S)	%	99	70-130		07/21/21 18:28	
4-Bromofluorobenzene (PID) (S)	%	90	70-130		07/21/21 18:28	

LABORATORY CONTROL SAMPLE & LCSD: 3334333 3334334

Parameter	Units	Spike Conc.	LCS Result	LCSD Result	LCS % Rec	LCSD % Rec	% Rec Limits	RPD	Max RPD	Qualifiers
Aliphatic (C05-C08)	mg/kg	15	15.3	13.2	102	88	70-130	14	25	N2
Aromatic (C09-C10)	mg/kg	5	5.0	4.8	100	96	70-130	5	25	N2
4-Bromofluorobenzene (FID) (S)	%				101	102	70-130			
4-Bromofluorobenzene (PID) (S)	%				89	89	70-130			

Results presented on this page are in the units indicated by the "Units" column except where an alternate unit is presented to the right of the result.

REPORT OF LABORATORY ANALYSIS

This report shall not be reproduced, except in full,
without the written consent of Pace Analytical Services, LLC.

Pace Analytical Services, LLC
9800 Kincey Ave. Suite 100
Huntersville, NC 28078
(704)875-9092

QUALITY CONTROL DATA

Project: CPC HUNTERSVILLE/CPC21018
Pace Project No.: 92550144

QC Batch: 634547 Analysis Method: EPA 8260D
QC Batch Method: EPA 5035A/5030B Analysis Description: 8260D 5035A 5030B
Laboratory: Pace Analytical Services - Charlotte
Associated Lab Samples: 92550144001, 92550144002, 92550144003, 92550144004, 92550144005, 92550144006, 92550144007

METHOD BLANK: 3332336 Matrix: Solid
Associated Lab Samples: 92550144001, 92550144002, 92550144003, 92550144004, 92550144005, 92550144006, 92550144007

Parameter	Units	Blank Result	Reporting Limit	MDL	Analyzed	Qualifiers
1,1,1,2-Tetrachloroethane	ug/kg	ND	5.0	1.9	07/20/21 13:15	
1,1,1-Trichloroethane	ug/kg	ND	5.0	2.6	07/20/21 13:15	
1,1,2,2-Tetrachloroethane	ug/kg	ND	5.0	1.3	07/20/21 13:15	
1,1,2-Trichloroethane	ug/kg	ND	5.0	1.7	07/20/21 13:15	
1,1-Dichloroethane	ug/kg	ND	5.0	2.1	07/20/21 13:15	
1,1-Dichloroethene	ug/kg	ND	5.0	2.1	07/20/21 13:15	
1,1-Dichloropropene	ug/kg	ND	5.0	2.4	07/20/21 13:15	
1,2,3-Trichlorobenzene	ug/kg	ND	5.0	4.0	07/20/21 13:15	
1,2,3-Trichloropropane	ug/kg	ND	5.0	2.5	07/20/21 13:15	
1,2,4-Trichlorobenzene	ug/kg	ND	5.0	4.2	07/20/21 13:15	
1,2,4-Trimethylbenzene	ug/kg	ND	5.0	1.4	07/20/21 13:15	
1,2-Dibromo-3-chloropropane	ug/kg	ND	5.0	1.9	07/20/21 13:15	
1,2-Dibromoethane (EDB)	ug/kg	ND	5.0	2.2	07/20/21 13:15	
1,2-Dichlorobenzene	ug/kg	ND	5.0	1.8	07/20/21 13:15	
1,2-Dichloroethane	ug/kg	ND	5.0	3.3	07/20/21 13:15	
1,2-Dichloropropane	ug/kg	ND	5.0	1.5	07/20/21 13:15	
1,3,5-Trimethylbenzene	ug/kg	ND	5.0	1.7	07/20/21 13:15	
1,3-Dichlorobenzene	ug/kg	ND	5.0	1.6	07/20/21 13:15	
1,3-Dichloropropane	ug/kg	ND	5.0	1.6	07/20/21 13:15	
1,4-Dichlorobenzene	ug/kg	ND	5.0	1.3	07/20/21 13:15	
2,2-Dichloropropane	ug/kg	ND	5.0	1.6	07/20/21 13:15	
2-Butanone (MEK)	ug/kg	ND	100	24.0	07/20/21 13:15	
2-Chlorotoluene	ug/kg	ND	5.0	1.8	07/20/21 13:15	
2-Hexanone	ug/kg	ND	50.0	4.8	07/20/21 13:15	
4-Chlorotoluene	ug/kg	ND	5.0	0.88	07/20/21 13:15	
4-Methyl-2-pentanone (MIBK)	ug/kg	ND	50.0	4.8	07/20/21 13:15	
Acetone	ug/kg	ND	100	32.1	07/20/21 13:15	
Benzene	ug/kg	ND	5.0	2.0	07/20/21 13:15	
Bromobenzene	ug/kg	ND	5.0	1.6	07/20/21 13:15	
Bromochloromethane	ug/kg	ND	5.0	1.5	07/20/21 13:15	
Bromodichloromethane	ug/kg	ND	5.0	1.9	07/20/21 13:15	
Bromoform	ug/kg	ND	5.0	1.8	07/20/21 13:15	
Bromomethane	ug/kg	ND	10.0	7.9	07/20/21 13:15	IK
Carbon tetrachloride	ug/kg	ND	5.0	1.9	07/20/21 13:15	
Chlorobenzene	ug/kg	ND	5.0	0.96	07/20/21 13:15	
Chloroethane	ug/kg	ND	10.0	3.9	07/20/21 13:15	IH
Chloroform	ug/kg	ND	5.0	3.0	07/20/21 13:15	
Chloromethane	ug/kg	ND	10.0	4.2	07/20/21 13:15	
cis-1,2-Dichloroethene	ug/kg	ND	5.0	1.7	07/20/21 13:15	
cis-1,3-Dichloropropene	ug/kg	ND	5.0	1.4	07/20/21 13:15	

Results presented on this page are in the units indicated by the "Units" column except where an alternate unit is presented to the right of the result.

REPORT OF LABORATORY ANALYSIS

This report shall not be reproduced, except in full,
without the written consent of Pace Analytical Services, LLC.

Pace Analytical Services, LLC
9800 Kincey Ave. Suite 100
Huntersville, NC 28078
(704)875-9092

QUALITY CONTROL DATA

Project: CPC HUNTERSVILLE/CPC21018
Pace Project No.: 92550144

METHOD BLANK: 3332336 Matrix: Solid
Associated Lab Samples: 92550144001, 92550144002, 92550144003, 92550144004, 92550144005, 92550144006, 92550144007

Parameter	Units	Blank Result	Reporting Limit	MDL	Analyzed	Qualifiers
Dibromochloromethane	ug/kg	ND	5.0	2.8	07/20/21 13:15	
Dibromomethane	ug/kg	ND	5.0	1.1	07/20/21 13:15	
Dichlorodifluoromethane	ug/kg	ND	10.0	2.2	07/20/21 13:15	
Diisopropyl ether	ug/kg	ND	5.0	1.4	07/20/21 13:15	
Ethylbenzene	ug/kg	ND	5.0	2.3	07/20/21 13:15	
Hexachloro-1,3-butadiene	ug/kg	ND	10.0	8.2	07/20/21 13:15	
Isopropylbenzene (Cumene)	ug/kg	ND	5.0	1.7	07/20/21 13:15	
m&p-Xylene	ug/kg	ND	10.0	3.4	07/20/21 13:15	
Methyl-tert-butyl ether	ug/kg	ND	5.0	1.9	07/20/21 13:15	
Methylene Chloride	ug/kg	ND	20.0	13.7	07/20/21 13:15	IK
n-Butylbenzene	ug/kg	ND	5.0	2.4	07/20/21 13:15	
n-Propylbenzene	ug/kg	ND	5.0	1.8	07/20/21 13:15	
Naphthalene	ug/kg	ND	5.0	2.6	07/20/21 13:15	
o-Xylene	ug/kg	ND	5.0	2.2	07/20/21 13:15	
p-Isopropyltoluene	ug/kg	ND	5.0	2.5	07/20/21 13:15	
sec-Butylbenzene	ug/kg	ND	5.0	2.2	07/20/21 13:15	
Styrene	ug/kg	ND	5.0	1.3	07/20/21 13:15	
tert-Butylbenzene	ug/kg	ND	5.0	1.8	07/20/21 13:15	
Tetrachloroethene	ug/kg	ND	5.0	1.6	07/20/21 13:15	
Toluene	ug/kg	ND	5.0	1.4	07/20/21 13:15	
trans-1,2-Dichloroethene	ug/kg	ND	5.0	1.8	07/20/21 13:15	
trans-1,3-Dichloropropene	ug/kg	ND	5.0	1.7	07/20/21 13:15	
Trichloroethene	ug/kg	ND	5.0	1.3	07/20/21 13:15	
Trichlorofluoromethane	ug/kg	ND	5.0	2.8	07/20/21 13:15	
Vinyl acetate	ug/kg	ND	50.0	3.6	07/20/21 13:15	
Vinyl chloride	ug/kg	ND	10.0	2.5	07/20/21 13:15	
Xylene (Total)	ug/kg	ND	10.0	2.8	07/20/21 13:15	
1,2-Dichloroethane-d4 (S)	%	105	70-130		07/20/21 13:15	
4-Bromofluorobenzene (S)	%	96	69-134		07/20/21 13:15	
Toluene-d8 (S)	%	100	70-130		07/20/21 13:15	

LABORATORY CONTROL SAMPLE: 3332337

Parameter	Units	Spike Conc.	LCS Result	LCS % Rec	% Rec Limits	Qualifiers
1,1,1,2-Tetrachloroethane	ug/kg	1250	1330	107	70-130	
1,1,1-Trichloroethane	ug/kg	1250	1480	118	70-130	
1,1,2,2-Tetrachloroethane	ug/kg	1250	1250	100	70-130	
1,1,2-Trichloroethane	ug/kg	1250	1300	104	70-130	
1,1-Dichloroethane	ug/kg	1250	1300	104	70-130	
1,1-Dichloroethene	ug/kg	1250	1600	128	70-130	
1,1-Dichloropropene	ug/kg	1250	1260	101	70-130	
1,2,3-Trichlorobenzene	ug/kg	1250	1300	104	65-130	
1,2,3-Trichloropropane	ug/kg	1250	1250	100	70-130	
1,2,4-Trichlorobenzene	ug/kg	1250	1330	106	68-130	

Results presented on this page are in the units indicated by the "Units" column except where an alternate unit is presented to the right of the result.

REPORT OF LABORATORY ANALYSIS

This report shall not be reproduced, except in full,
without the written consent of Pace Analytical Services, LLC.

Pace Analytical Services, LLC
9800 Kincey Ave. Suite 100
Huntersville, NC 28078
(704)875-9092

QUALITY CONTROL DATA

Project: CPC HUNTERSVILLE/CPC21018
Pace Project No.: 92550144

LABORATORY CONTROL SAMPLE: 3332337

Parameter	Units	Spike Conc.	LCS Result	LCS % Rec	% Rec Limits	Qualifiers
1,2,4-Trimethylbenzene	ug/kg	1250	1290	103	70-130	
1,2-Dibromo-3-chloropropane	ug/kg	1250	1430	114	70-130	
1,2-Dibromoethane (EDB)	ug/kg	1250	1270	101	70-130	
1,2-Dichlorobenzene	ug/kg	1250	1300	104	70-130	
1,2-Dichloroethane	ug/kg	1250	1410	113	63-130	
1,2-Dichloropropane	ug/kg	1250	1270	102	70-130	
1,3,5-Trimethylbenzene	ug/kg	1250	1350	108	70-130	
1,3-Dichlorobenzene	ug/kg	1250	1300	104	70-130	
1,3-Dichloropropane	ug/kg	1250	1280	102	70-130	
1,4-Dichlorobenzene	ug/kg	1250	1480	118	70-130	
2,2-Dichloropropane	ug/kg	1250	1340	107	66-130	
2-Butanone (MEK)	ug/kg	2500	2610	104	70-130	
2-Chlorotoluene	ug/kg	1250	1280	102	70-130	
2-Hexanone	ug/kg	2500	2670	107	70-130	
4-Chlorotoluene	ug/kg	1250	1450	116	70-130	
4-Methyl-2-pentanone (MIBK)	ug/kg	2500	2530	101	70-130	
Acetone	ug/kg	2500	2920	117	69-130	
Benzene	ug/kg	1250	1280	102	70-130	
Bromobenzene	ug/kg	1250	1470	117	70-130	
Bromochloromethane	ug/kg	1250	1520	122	70-130	
Bromodichloromethane	ug/kg	1250	1360	109	69-130	
Bromoform	ug/kg	1250	1450	116	70-130	
Bromomethane	ug/kg	1250	1550	124	52-130	IK
Carbon tetrachloride	ug/kg	1250	1480	118	70-130	
Chlorobenzene	ug/kg	1250	1260	101	70-130	
Chloroethane	ug/kg	1250	1710	137	65-130	IH,L1
Chloroform	ug/kg	1250	1500	120	70-130	
Chloromethane	ug/kg	1250	1640	131	55-130	L1
cis-1,2-Dichloroethene	ug/kg	1250	1320	106	70-130	
cis-1,3-Dichloropropene	ug/kg	1250	1340	107	70-130	
Dibromochloromethane	ug/kg	1250	1330	106	70-130	
Dibromomethane	ug/kg	1250	1380	110	70-130	
Dichlorodifluoromethane	ug/kg	1250	1580	126	45-156	
Diisopropyl ether	ug/kg	1250	1200	96	70-130	
Ethylbenzene	ug/kg	1250	1440	115	70-130	
Hexachloro-1,3-butadiene	ug/kg	1250	1380	110	66-130	
Isopropylbenzene (Cumene)	ug/kg	1250	1470	117	70-130	
m&p-Xylene	ug/kg	2500	2920	117	70-130	
Methyl-tert-butyl ether	ug/kg	1250	1260	101	70-130	
Methylene Chloride	ug/kg	1250	1520	122	65-130	IK
n-Butylbenzene	ug/kg	1250	1300	104	67-130	
n-Propylbenzene	ug/kg	1250	1470	118	70-130	
Naphthalene	ug/kg	1250	1300	104	70-130	
o-Xylene	ug/kg	1250	1430	115	70-130	
p-Isopropyltoluene	ug/kg	1250	1360	108	67-130	
sec-Butylbenzene	ug/kg	1250	1290	104	69-130	
Styrene	ug/kg	1250	1420	114	70-130	

Results presented on this page are in the units indicated by the "Units" column except where an alternate unit is presented to the right of the result.

REPORT OF LABORATORY ANALYSIS

This report shall not be reproduced, except in full,
without the written consent of Pace Analytical Services, LLC.

Pace Analytical Services, LLC
9800 Kincey Ave. Suite 100
Huntersville, NC 28078
(704)875-9092

QUALITY CONTROL DATA

Project: CPC HUNTERSVILLE/CPC21018
Pace Project No.: 92550144

LABORATORY CONTROL SAMPLE: 3332337

Parameter	Units	Spike Conc.	LCS Result	LCS % Rec	% Rec Limits	Qualifiers
tert-Butylbenzene	ug/kg	1250	1370	109	67-130	
Tetrachloroethene	ug/kg	1250	1360	109	70-130	
Toluene	ug/kg	1250	1460	117	70-130	
trans-1,2-Dichloroethene	ug/kg	1250	1570	125	70-130	
trans-1,3-Dichloropropene	ug/kg	1250	1330	107	68-130	
Trichloroethene	ug/kg	1250	1320	106	70-130	
Trichlorofluoromethane	ug/kg	1250	1320	105	70-130	
Vinyl acetate	ug/kg	2500	2660	106	70-130	
Vinyl chloride	ug/kg	1250	1450	116	61-130	
Xylene (Total)	ug/kg	3750	4350	116	70-130	
1,2-Dichloroethane-d4 (S)	%			96	70-130	
4-Bromofluorobenzene (S)	%			102	69-134	
Toluene-d8 (S)	%			100	70-130	

MATRIX SPIKE SAMPLE: 3332339

Parameter	Units	92550088006 Result	Spike Conc.	MS Result	MS % Rec	% Rec Limits	Qualifiers
1,1,1,2-Tetrachloroethane	ug/kg	ND	546	561	103	70-131	
1,1,1-Trichloroethane	ug/kg	ND	546	647	119	65-133	
1,1,2,2-Tetrachloroethane	ug/kg	ND	546	492	90	66-130	
1,1,2-Trichloroethane	ug/kg	ND	546	505	92	66-133	
1,1-Dichloroethane	ug/kg	ND	546	537	98	65-130	
1,1-Dichloroethene	ug/kg	ND	546	741	136	10-158	
1,1-Dichloropropene	ug/kg	ND	546	566	104	68-133	
1,2,3-Trichlorobenzene	ug/kg	ND	546	603	110	27-138	
1,2,3-Trichloropropane	ug/kg	ND	546	466	85	67-130	
1,2,4-Trichlorobenzene	ug/kg	ND	546	646	118	51-134	
1,2,4-Trimethylbenzene	ug/kg	21.6	546	647	115	63-136	
1,2-Dibromo-3-chloropropane	ug/kg	ND	546	567	104	32-130	
1,2-Dibromoethane (EDB)	ug/kg	ND	546	533	98	70-130	
1,2-Dichlorobenzene	ug/kg	ND	546	581	106	69-130	
1,2-Dichloroethane	ug/kg	ND	546	559	102	59-130	
1,2-Dichloropropane	ug/kg	ND	546	527	96	70-130	
1,3,5-Trimethylbenzene	ug/kg	ND	546	655	120	65-137	
1,3-Dichlorobenzene	ug/kg	ND	546	588	108	70-130	
1,3-Dichloropropane	ug/kg	ND	546	532	97	70-130	
1,4-Dichlorobenzene	ug/kg	ND	546	670	123	68-130	
2,2-Dichloropropane	ug/kg	ND	546	536	98	32-130	
2-Butanone (MEK)	ug/kg	ND	1090	788	72	10-136	
2-Chlorotoluene	ug/kg	ND	546	598	109	69-141	
2-Hexanone	ug/kg	ND	1090	974	89	10-144	
4-Chlorotoluene	ug/kg	ND	546	662	121	70-132	
4-Methyl-2-pentanone (MIBK)	ug/kg	ND	1090	897	82	25-143	
Acetone	ug/kg	ND	1090	847	77	10-130	
Benzene	ug/kg	4.2J	546	568	103	67-130	

Results presented on this page are in the units indicated by the "Units" column except where an alternate unit is presented to the right of the result.

REPORT OF LABORATORY ANALYSIS

This report shall not be reproduced, except in full,
without the written consent of Pace Analytical Services, LLC.

Pace Analytical Services, LLC
9800 Kincey Ave. Suite 100
Huntersville, NC 28078
(704)875-9092

QUALITY CONTROL DATA

Project: CPC HUNTERSVILLE/CPC21018
Pace Project No.: 92550144

MATRIX SPIKE SAMPLE: 3332339

Parameter	Units	92550088006 Result	Spike Conc.	MS Result	MS % Rec	% Rec Limits	Qualifiers
Bromobenzene	ug/kg	ND	546	665	122	70-130	
Bromochloromethane	ug/kg	ND	546	622	114	69-134	
Bromodichloromethane	ug/kg	ND	546	523	96	64-130	
Bromoform	ug/kg	ND	546	496	91	62-130	
Bromomethane	ug/kg	ND	546	183	33	20-176	IK
Carbon tetrachloride	ug/kg	ND	546	645	118	65-140	
Chlorobenzene	ug/kg	ND	546	566	104	70-130	
Chloroethane	ug/kg	ND	546	120	22	10-130	IH
Chloroform	ug/kg	ND	546	636	116	63-130	
Chloromethane	ug/kg	ND	546	696	127	58-130	
cis-1,2-Dichloroethene	ug/kg	ND	546	561	103	66-130	
cis-1,3-Dichloropropene	ug/kg	ND	546	531	97	67-130	
Dibromochloromethane	ug/kg	ND	546	518	95	67-130	
Dibromomethane	ug/kg	ND	546	551	101	63-131	
Dichlorodifluoromethane	ug/kg	ND	546	664	122	44-180	
Diisopropyl ether	ug/kg	ND	546	501	92	63-130	
Ethylbenzene	ug/kg	7.8	546	673	122	66-130	
Hexachloro-1,3-butadiene	ug/kg	ND	546	670	123	64-150	
Isopropylbenzene (Cumene)	ug/kg	ND	546	660	121	69-135	
m&p-Xylene	ug/kg	28.2	1090	1390	124	60-133	
Methyl-tert-butyl ether	ug/kg	ND	546	544	100	65-130	
Methylene Chloride	ug/kg	ND	546	651	119	61-130	IK
n-Butylbenzene	ug/kg	ND	546	635	116	65-140	
n-Propylbenzene	ug/kg	ND	546	697	128	67-140	
Naphthalene	ug/kg	10.2	546	599	108	15-145	
o-Xylene	ug/kg	15.8	546	658	118	66-133	
p-Isopropyltoluene	ug/kg	ND	546	650	119	56-147	
sec-Butylbenzene	ug/kg	ND	546	619	113	65-139	
Styrene	ug/kg	ND	546	604	111	70-132	
tert-Butylbenzene	ug/kg	ND	546	652	119	62-135	
Tetrachloroethene	ug/kg	ND	546	643	118	70-135	
Toluene	ug/kg	27.7	546	672	118	67-130	
trans-1,2-Dichloroethene	ug/kg	ND	546	696	127	69-130	
trans-1,3-Dichloropropene	ug/kg	ND	546	492	90	62-130	
Trichloroethene	ug/kg	ND	546	588	108	70-135	
Trichlorofluoromethane	ug/kg	ND	546	202	37	10-130	
Vinyl acetate	ug/kg	ND	1090	976	89	53-130	
Vinyl chloride	ug/kg	ND	546	590	108	61-148	
Xylene (Total)	ug/kg	43.9	1640	2050	122	63-132	
1,2-Dichloroethane-d4 (S)	%				100	70-130	
4-Bromofluorobenzene (S)	%				99	69-134	
Toluene-d8 (S)	%				97	70-130	

Results presented on this page are in the units indicated by the "Units" column except where an alternate unit is presented to the right of the result.

REPORT OF LABORATORY ANALYSIS

This report shall not be reproduced, except in full,
without the written consent of Pace Analytical Services, LLC.

Pace Analytical Services, LLC
9800 Kincey Ave. Suite 100
Huntersville, NC 28078
(704)875-9092

QUALITY CONTROL DATA

Project: CPC HUNTERSVILLE/CPC21018
Pace Project No.: 92550144

SAMPLE DUPLICATE: 3332338

Parameter	Units	92550088005 Result	Dup Result	RPD	Max RPD	Qualifiers
1,1,1,2-Tetrachloroethane	ug/kg	ND	ND		30	
1,1,1-Trichloroethane	ug/kg	ND	ND		30	
1,1,2,2-Tetrachloroethane	ug/kg	ND	ND		30	
1,1,2-Trichloroethane	ug/kg	ND	ND		30	
1,1-Dichloroethane	ug/kg	ND	ND		30	
1,1-Dichloroethene	ug/kg	ND	ND		30	
1,1-Dichloropropene	ug/kg	ND	ND		30	
1,2,3-Trichlorobenzene	ug/kg	ND	ND		30	
1,2,3-Trichloropropane	ug/kg	ND	ND		30	
1,2,4-Trichlorobenzene	ug/kg	ND	ND		30	
1,2,4-Trimethylbenzene	ug/kg	41.7	44.8	7	30	
1,2-Dibromo-3-chloropropane	ug/kg	ND	ND		30	
1,2-Dibromoethane (EDB)	ug/kg	ND	ND		30	
1,2-Dichlorobenzene	ug/kg	ND	ND		30	
1,2-Dichloroethane	ug/kg	ND	ND		30	
1,2-Dichloropropane	ug/kg	ND	ND		30	
1,3,5-Trimethylbenzene	ug/kg	ND	ND		30	
1,3-Dichlorobenzene	ug/kg	ND	ND		30	
1,3-Dichloropropane	ug/kg	ND	ND		30	
1,4-Dichlorobenzene	ug/kg	ND	ND		30	
2,2-Dichloropropane	ug/kg	ND	ND		30	
2-Butanone (MEK)	ug/kg	ND	ND		30	
2-Chlorotoluene	ug/kg	ND	ND		30	
2-Hexanone	ug/kg	ND	ND		30	
4-Chlorotoluene	ug/kg	ND	ND		30	
4-Methyl-2-pentanone (MIBK)	ug/kg	ND	ND		30	
Acetone	ug/kg	ND	ND		30	
Benzene	ug/kg	12.6	13.1	4	30	
Bromobenzene	ug/kg	ND	ND		30	
Bromochloromethane	ug/kg	ND	ND		30	
Bromodichloromethane	ug/kg	ND	ND		30	
Bromoform	ug/kg	ND	ND		30	
Bromomethane	ug/kg	ND	ND		30	IK
Carbon tetrachloride	ug/kg	ND	ND		30	
Chlorobenzene	ug/kg	ND	ND		30	
Chloroethane	ug/kg	ND	ND		30	IH
Chloroform	ug/kg	ND	ND		30	
Chloromethane	ug/kg	ND	ND		30	
cis-1,2-Dichloroethene	ug/kg	ND	ND		30	
cis-1,3-Dichloropropene	ug/kg	ND	ND		30	
Dibromochloromethane	ug/kg	ND	ND		30	
Dibromomethane	ug/kg	ND	ND		30	
Dichlorodifluoromethane	ug/kg	ND	ND		30	
Diisopropyl ether	ug/kg	ND	ND		30	
Ethylbenzene	ug/kg	47.1	44.9	5	30	
Hexachloro-1,3-butadiene	ug/kg	ND	ND		30	
Isopropylbenzene (Cumene)	ug/kg	ND	ND		30	

Results presented on this page are in the units indicated by the "Units" column except where an alternate unit is presented to the right of the result.

REPORT OF LABORATORY ANALYSIS

This report shall not be reproduced, except in full,
without the written consent of Pace Analytical Services, LLC.

Pace Analytical Services, LLC
9800 Kincey Ave. Suite 100
Huntersville, NC 28078
(704)875-9092

QUALITY CONTROL DATA

Project: CPC HUNTERSVILLE/CPC21018
Pace Project No.: 92550144

SAMPLE DUPLICATE: 3332338

Parameter	Units	92550088005 Result	Dup Result	RPD	Max RPD	Qualifiers
m&p-Xylene	ug/kg	181	184	2	30	
Methyl-tert-butyl ether	ug/kg	ND	ND		30	
Methylene Chloride	ug/kg	ND	ND		30	IK
n-Butylbenzene	ug/kg	ND	ND		30	
n-Propylbenzene	ug/kg	ND	ND		30	
Naphthalene	ug/kg	6.1J	5.4J		30	
o-Xylene	ug/kg	61.2	62.5	2	30	
p-Isopropyltoluene	ug/kg	8.1	8.4	5	30	
sec-Butylbenzene	ug/kg	ND	ND		30	
Styrene	ug/kg	ND	ND		30	
tert-Butylbenzene	ug/kg	ND	ND		30	
Tetrachloroethene	ug/kg	ND	ND		30	
Toluene	ug/kg	164	174	6	30	
trans-1,2-Dichloroethene	ug/kg	ND	ND		30	
trans-1,3-Dichloropropene	ug/kg	ND	ND		30	
Trichloroethene	ug/kg	ND	ND		30	
Trichlorofluoromethane	ug/kg	ND	ND		30	
Vinyl acetate	ug/kg	ND	ND		30	
Vinyl chloride	ug/kg	ND	ND		30	
Xylene (Total)	ug/kg	242	246	2	30	
1,2-Dichloroethane-d4 (S)	%	96	98			
4-Bromofluorobenzene (S)	%	93	95			
Toluene-d8 (S)	%	100	100			

Results presented on this page are in the units indicated by the "Units" column except where an alternate unit is presented to the right of the result.

REPORT OF LABORATORY ANALYSIS

This report shall not be reproduced, except in full,
without the written consent of Pace Analytical Services, LLC.

Pace Analytical Services, LLC
9800 Kincey Ave. Suite 100
Huntersville, NC 28078
(704)875-9092

QUALITY CONTROL DATA

Project: CPC HUNTERSVILLE/CPC21018
Pace Project No.: 92550144

QC Batch: 634610
QC Batch Method: EPA 5035A/5030B
Analysis Method: EPA 8260D
Analysis Description: 8260D 5035A 5030B
Laboratory: Pace Analytical Services - Charlotte
Associated Lab Samples: 92550144008, 92550144009, 92550144010, 92550144011

METHOD BLANK: 3332734 Matrix: Solid
Associated Lab Samples: 92550144008, 92550144009, 92550144010, 92550144011

Parameter	Units	Blank Result	Reporting Limit	MDL	Analyzed	Qualifiers
1,1,1,2-Tetrachloroethane	ug/kg	ND	5.0	1.9	07/20/21 22:50	
1,1,1-Trichloroethane	ug/kg	ND	5.0	2.6	07/20/21 22:50	
1,1,2,2-Tetrachloroethane	ug/kg	ND	5.0	1.3	07/20/21 22:50	
1,1,2-Trichloroethane	ug/kg	ND	5.0	1.7	07/20/21 22:50	
1,1-Dichloroethane	ug/kg	ND	5.0	2.1	07/20/21 22:50	
1,1-Dichloroethene	ug/kg	ND	5.0	2.1	07/20/21 22:50	
1,1-Dichloropropene	ug/kg	ND	5.0	2.4	07/20/21 22:50	
1,2,3-Trichlorobenzene	ug/kg	ND	5.0	4.0	07/20/21 22:50	
1,2,3-Trichloropropane	ug/kg	ND	5.0	2.5	07/20/21 22:50	
1,2,4-Trichlorobenzene	ug/kg	ND	5.0	4.2	07/20/21 22:50	
1,2,4-Trimethylbenzene	ug/kg	ND	5.0	1.4	07/20/21 22:50	
1,2-Dibromo-3-chloropropane	ug/kg	ND	5.0	1.9	07/20/21 22:50	
1,2-Dibromoethane (EDB)	ug/kg	ND	5.0	2.2	07/20/21 22:50	
1,2-Dichlorobenzene	ug/kg	ND	5.0	1.8	07/20/21 22:50	
1,2-Dichloroethane	ug/kg	ND	5.0	3.3	07/20/21 22:50	
1,2-Dichloropropane	ug/kg	ND	5.0	1.5	07/20/21 22:50	
1,3,5-Trimethylbenzene	ug/kg	ND	5.0	1.7	07/20/21 22:50	
1,3-Dichlorobenzene	ug/kg	ND	5.0	1.6	07/20/21 22:50	
1,3-Dichloropropane	ug/kg	ND	5.0	1.6	07/20/21 22:50	
1,4-Dichlorobenzene	ug/kg	ND	5.0	1.3	07/20/21 22:50	
2,2-Dichloropropane	ug/kg	ND	5.0	1.6	07/20/21 22:50	
2-Butanone (MEK)	ug/kg	ND	100	24.0	07/20/21 22:50	
2-Chlorotoluene	ug/kg	ND	5.0	1.8	07/20/21 22:50	
2-Hexanone	ug/kg	ND	50.0	4.8	07/20/21 22:50	
4-Chlorotoluene	ug/kg	ND	5.0	0.88	07/20/21 22:50	
4-Methyl-2-pentanone (MIBK)	ug/kg	ND	50.0	4.8	07/20/21 22:50	
Acetone	ug/kg	ND	100	32.1	07/20/21 22:50	
Benzene	ug/kg	ND	5.0	2.0	07/20/21 22:50	
Bromobenzene	ug/kg	ND	5.0	1.6	07/20/21 22:50	
Bromochloromethane	ug/kg	ND	5.0	1.5	07/20/21 22:50	
Bromodichloromethane	ug/kg	ND	5.0	1.9	07/20/21 22:50	
Bromoform	ug/kg	ND	5.0	1.8	07/20/21 22:50	
Bromomethane	ug/kg	ND	10.0	7.9	07/20/21 22:50	IK
Carbon tetrachloride	ug/kg	ND	5.0	1.9	07/20/21 22:50	
Chlorobenzene	ug/kg	ND	5.0	0.96	07/20/21 22:50	
Chloroethane	ug/kg	ND	10.0	3.9	07/20/21 22:50	IH
Chloroform	ug/kg	ND	5.0	3.0	07/20/21 22:50	
Chloromethane	ug/kg	ND	10.0	4.2	07/20/21 22:50	
cis-1,2-Dichloroethene	ug/kg	ND	5.0	1.7	07/20/21 22:50	
cis-1,3-Dichloropropene	ug/kg	ND	5.0	1.4	07/20/21 22:50	

Results presented on this page are in the units indicated by the "Units" column except where an alternate unit is presented to the right of the result.

REPORT OF LABORATORY ANALYSIS

This report shall not be reproduced, except in full,
without the written consent of Pace Analytical Services, LLC.

Pace Analytical Services, LLC
9800 Kincey Ave. Suite 100
Huntersville, NC 28078
(704)875-9092

QUALITY CONTROL DATA

Project: CPC HUNTERSVILLE/CPC21018
Pace Project No.: 92550144

METHOD BLANK: 3332734 Matrix: Solid
Associated Lab Samples: 92550144008, 92550144009, 92550144010, 92550144011

Parameter	Units	Blank Result	Reporting Limit	MDL	Analyzed	Qualifiers
Dibromochloromethane	ug/kg	ND	5.0	2.8	07/20/21 22:50	
Dibromomethane	ug/kg	ND	5.0	1.1	07/20/21 22:50	
Dichlorodifluoromethane	ug/kg	ND	10.0	2.2	07/20/21 22:50	
Diisopropyl ether	ug/kg	ND	5.0	1.4	07/20/21 22:50	
Ethylbenzene	ug/kg	ND	5.0	2.3	07/20/21 22:50	
Hexachloro-1,3-butadiene	ug/kg	ND	10.0	8.2	07/20/21 22:50	
Isopropylbenzene (Cumene)	ug/kg	ND	5.0	1.7	07/20/21 22:50	
m&p-Xylene	ug/kg	ND	10.0	3.4	07/20/21 22:50	
Methyl-tert-butyl ether	ug/kg	ND	5.0	1.9	07/20/21 22:50	
Methylene Chloride	ug/kg	ND	20.0	13.7	07/20/21 22:50	IK
n-Butylbenzene	ug/kg	ND	5.0	2.4	07/20/21 22:50	
n-Propylbenzene	ug/kg	ND	5.0	1.8	07/20/21 22:50	
Naphthalene	ug/kg	ND	5.0	2.6	07/20/21 22:50	
o-Xylene	ug/kg	ND	5.0	2.2	07/20/21 22:50	
p-Isopropyltoluene	ug/kg	ND	5.0	2.5	07/20/21 22:50	
sec-Butylbenzene	ug/kg	ND	5.0	2.2	07/20/21 22:50	
Styrene	ug/kg	ND	5.0	1.3	07/20/21 22:50	
tert-Butylbenzene	ug/kg	ND	5.0	1.8	07/20/21 22:50	
Tetrachloroethene	ug/kg	ND	5.0	1.6	07/20/21 22:50	
Toluene	ug/kg	ND	5.0	1.4	07/20/21 22:50	
trans-1,2-Dichloroethene	ug/kg	ND	5.0	1.8	07/20/21 22:50	
trans-1,3-Dichloropropene	ug/kg	ND	5.0	1.7	07/20/21 22:50	
Trichloroethene	ug/kg	ND	5.0	1.3	07/20/21 22:50	
Trichlorofluoromethane	ug/kg	ND	5.0	2.8	07/20/21 22:50	
Vinyl acetate	ug/kg	ND	50.0	3.6	07/20/21 22:50	
Vinyl chloride	ug/kg	ND	10.0	2.5	07/20/21 22:50	
Xylene (Total)	ug/kg	ND	10.0	2.8	07/20/21 22:50	
1,2-Dichloroethane-d4 (S)	%	100	70-130		07/20/21 22:50	
4-Bromofluorobenzene (S)	%	100	69-134		07/20/21 22:50	
Toluene-d8 (S)	%	100	70-130		07/20/21 22:50	

LABORATORY CONTROL SAMPLE: 3332735

Parameter	Units	Spike Conc.	LCS Result	LCS % Rec	% Rec Limits	Qualifiers
1,1,1,2-Tetrachloroethane	ug/kg	1250	1180	94	70-130	
1,1,1-Trichloroethane	ug/kg	1250	1260	101	70-130	
1,1,2,2-Tetrachloroethane	ug/kg	1250	1130	90	70-130	
1,1,2-Trichloroethane	ug/kg	1250	1130	90	70-130	
1,1-Dichloroethane	ug/kg	1250	1130	90	70-130	
1,1-Dichloroethene	ug/kg	1250	1390	111	70-130	
1,1-Dichloropropene	ug/kg	1250	1080	86	70-130	
1,2,3-Trichlorobenzene	ug/kg	1250	1140	91	65-130	
1,2,3-Trichloropropane	ug/kg	1250	1100	88	70-130	
1,2,4-Trichlorobenzene	ug/kg	1250	1180	94	68-130	

Results presented on this page are in the units indicated by the "Units" column except where an alternate unit is presented to the right of the result.

REPORT OF LABORATORY ANALYSIS

This report shall not be reproduced, except in full,
without the written consent of Pace Analytical Services, LLC.

Pace Analytical Services, LLC
9800 Kincey Ave. Suite 100
Huntersville, NC 28078
(704)875-9092

QUALITY CONTROL DATA

Project: CPC HUNTERSVILLE/CPC21018
Pace Project No.: 92550144

LABORATORY CONTROL SAMPLE: 3332735

Parameter	Units	Spike Conc.	LCS Result	LCS % Rec	% Rec Limits	Qualifiers
1,2,4-Trimethylbenzene	ug/kg	1250	1150	92	70-130	
1,2-Dibromo-3-chloropropane	ug/kg	1250	1270	102	70-130	
1,2-Dibromoethane (EDB)	ug/kg	1250	1140	91	70-130	
1,2-Dichlorobenzene	ug/kg	1250	1130	90	70-130	
1,2-Dichloroethane	ug/kg	1250	1170	94	63-130	
1,2-Dichloropropane	ug/kg	1250	1100	88	70-130	
1,3,5-Trimethylbenzene	ug/kg	1250	1190	95	70-130	
1,3-Dichlorobenzene	ug/kg	1250	1130	91	70-130	
1,3-Dichloropropane	ug/kg	1250	1140	91	70-130	
1,4-Dichlorobenzene	ug/kg	1250	1320	106	70-130	
2,2-Dichloropropane	ug/kg	1250	1070	86	66-130	
2-Butanone (MEK)	ug/kg	2500	2230	89	70-130	
2-Chlorotoluene	ug/kg	1250	1140	91	70-130	
2-Hexanone	ug/kg	2500	2410	96	70-130	
4-Chlorotoluene	ug/kg	1250	1270	102	70-130	
4-Methyl-2-pentanone (MIBK)	ug/kg	2500	2220	89	70-130	
Acetone	ug/kg	2500	2520	101	69-130	
Benzene	ug/kg	1250	1120	90	70-130	
Bromobenzene	ug/kg	1250	1300	104	70-130	
Bromochloromethane	ug/kg	1250	1350	108	70-130	
Bromodichloromethane	ug/kg	1250	1150	92	69-130	
Bromoform	ug/kg	1250	1230	98	70-130	
Bromomethane	ug/kg	1250	1150	92	52-130	IK
Carbon tetrachloride	ug/kg	1250	1250	100	70-130	
Chlorobenzene	ug/kg	1250	1130	90	70-130	
Chloroethane	ug/kg	1250	1480	118	65-130	IH
Chloroform	ug/kg	1250	1290	104	70-130	
Chloromethane	ug/kg	1250	1400	112	55-130	
cis-1,2-Dichloroethene	ug/kg	1250	1150	92	70-130	
cis-1,3-Dichloropropene	ug/kg	1250	1160	93	70-130	
Dibromochloromethane	ug/kg	1250	1160	93	70-130	
Dibromomethane	ug/kg	1250	1200	96	70-130	
Dichlorodifluoromethane	ug/kg	1250	1380	110	45-156	
Diisopropyl ether	ug/kg	1250	1030	83	70-130	
Ethylbenzene	ug/kg	1250	1270	102	70-130	
Hexachloro-1,3-butadiene	ug/kg	1250	1160	93	66-130	
Isopropylbenzene (Cumene)	ug/kg	1250	1280	102	70-130	
m&p-Xylene	ug/kg	2500	2580	103	70-130	
Methyl-tert-butyl ether	ug/kg	1250	1100	88	70-130	
Methylene Chloride	ug/kg	1250	1350	108	65-130	IK
n-Butylbenzene	ug/kg	1250	1120	90	67-130	
n-Propylbenzene	ug/kg	1250	1280	102	70-130	
Naphthalene	ug/kg	1250	1170	93	70-130	
o-Xylene	ug/kg	1250	1270	102	70-130	
p-Isopropyltoluene	ug/kg	1250	1190	95	67-130	
sec-Butylbenzene	ug/kg	1250	1130	91	69-130	
Styrene	ug/kg	1250	1250	100	70-130	

Results presented on this page are in the units indicated by the "Units" column except where an alternate unit is presented to the right of the result.

REPORT OF LABORATORY ANALYSIS

This report shall not be reproduced, except in full,
without the written consent of Pace Analytical Services, LLC.

Pace Analytical Services, LLC
9800 Kincey Ave. Suite 100
Huntersville, NC 28078
(704)875-9092

QUALITY CONTROL DATA

Project: CPC HUNTERSVILLE/CPC21018
Pace Project No.: 92550144

LABORATORY CONTROL SAMPLE: 3332735

Parameter	Units	Spike Conc.	LCS Result	LCS % Rec	% Rec Limits	Qualifiers
tert-Butylbenzene	ug/kg	1250	1200	96	67-130	
Tetrachloroethene	ug/kg	1250	1170	94	70-130	
Toluene	ug/kg	1250	1270	102	70-130	
trans-1,2-Dichloroethene	ug/kg	1250	1360	109	70-130	
trans-1,3-Dichloropropene	ug/kg	1250	1130	91	68-130	
Trichloroethene	ug/kg	1250	1160	93	70-130	
Trichlorofluoromethane	ug/kg	1250	1160	93	70-130	
Vinyl acetate	ug/kg	2500	2200	88	70-130	
Vinyl chloride	ug/kg	1250	1260	101	61-130	
Xylene (Total)	ug/kg	3750	3850	103	70-130	
1,2-Dichloroethane-d4 (S)	%			89	70-130	
4-Bromofluorobenzene (S)	%			103	69-134	
Toluene-d8 (S)	%			97	70-130	

MATRIX SPIKE SAMPLE: 3332737

Parameter	Units	92550144009 Result	Spike Conc.	MS Result	MS % Rec	% Rec Limits	Qualifiers
1,1,1,2-Tetrachloroethane	ug/kg	ND	598	581	97	70-131	
1,1,1-Trichloroethane	ug/kg	ND	598	636	107	65-133	
1,1,2,2-Tetrachloroethane	ug/kg	ND	598	499	84	66-130	
1,1,2-Trichloroethane	ug/kg	ND	598	514	86	66-133	
1,1-Dichloroethane	ug/kg	ND	598	545	91	65-130	
1,1-Dichloroethene	ug/kg	ND	598	690	116	10-158	
1,1-Dichloropropene	ug/kg	ND	598	556	93	68-133	
1,2,3-Trichlorobenzene	ug/kg	ND	598	621	104	27-138	
1,2,3-Trichloropropane	ug/kg	ND	598	466	78	67-130	
1,2,4-Trichlorobenzene	ug/kg	ND	598	644	108	51-134	
1,2,4-Trimethylbenzene	ug/kg	49.9	598	661	102	63-136	
1,2-Dibromo-3-chloropropane	ug/kg	ND	598	547	92	32-130	
1,2-Dibromoethane (EDB)	ug/kg	ND	598	532	89	70-130	
1,2-Dichlorobenzene	ug/kg	ND	598	593	99	69-130	
1,2-Dichloroethane	ug/kg	ND	598	564	95	59-130	
1,2-Dichloropropane	ug/kg	ND	598	545	91	70-130	
1,3,5-Trimethylbenzene	ug/kg	ND	598	644	108	65-137	
1,3-Dichlorobenzene	ug/kg	ND	598	602	101	70-130	
1,3-Dichloropropane	ug/kg	ND	598	556	93	70-130	
1,4-Dichlorobenzene	ug/kg	ND	598	673	113	68-130	
2,2-Dichloropropane	ug/kg	ND	598	470	79	32-130	
2-Butanone (MEK)	ug/kg	ND	1200	848	69	10-136	
2-Chlorotoluene	ug/kg	ND	598	597	100	69-141	
2-Hexanone	ug/kg	ND	1200	976	82	10-144	
4-Chlorotoluene	ug/kg	ND	598	660	111	70-132	
4-Methyl-2-pentanone (MIBK)	ug/kg	ND	1200	907	76	25-143	
Acetone	ug/kg	ND	1200	885	74	10-130	
Benzene	ug/kg	474	598	1030	94	67-130	

Results presented on this page are in the units indicated by the "Units" column except where an alternate unit is presented to the right of the result.

REPORT OF LABORATORY ANALYSIS

This report shall not be reproduced, except in full,
without the written consent of Pace Analytical Services, LLC.

Pace Analytical Services, LLC
9800 Kincey Ave. Suite 100
Huntersville, NC 28078
(704)875-9092

QUALITY CONTROL DATA

Project: CPC HUNTERSVILLE/CPC21018
Pace Project No.: 92550144

MATRIX SPIKE SAMPLE: 3332737

Parameter	Units	92550144009 Result	Spike Conc.	MS Result	MS % Rec	% Rec Limits	Qualifiers
Bromobenzene	ug/kg	ND	598	667	112	70-130	
Bromochloromethane	ug/kg	ND	598	603	101	69-134	
Bromodichloromethane	ug/kg	ND	598	537	90	64-130	
Bromoform	ug/kg	ND	598	496	83	62-130	
Bromomethane	ug/kg	ND	598	199	33	20-176	IK
Carbon tetrachloride	ug/kg	ND	598	654	110	65-140	
Chlorobenzene	ug/kg	ND	598	577	97	70-130	
Chloroethane	ug/kg	ND	598	177	30	10-130	IH
Chloroform	ug/kg	ND	598	620	104	63-130	
Chloromethane	ug/kg	ND	598	635	106	58-130	
cis-1,2-Dichloroethene	ug/kg	ND	598	554	93	66-130	
cis-1,3-Dichloropropene	ug/kg	ND	598	536	90	67-130	
Dibromochloromethane	ug/kg	ND	598	527	88	67-130	
Dibromomethane	ug/kg	ND	598	573	96	63-131	
Dichlorodifluoromethane	ug/kg	ND	598	589	99	44-180	
Diisopropyl ether	ug/kg	322	598	791	78	63-130	
Ethylbenzene	ug/kg	71.9	598	747	113	66-130	
Hexachloro-1,3-butadiene	ug/kg	ND	598	669	112	64-150	
Isopropylbenzene (Cumene)	ug/kg	ND	598	686	115	69-135	
m&p-Xylene	ug/kg	271	1200	1650	115	60-133	
Methyl-tert-butyl ether	ug/kg	215	598	716	84	65-130	
Methylene Chloride	ug/kg	ND	598	612	102	61-130	IK
n-Butylbenzene	ug/kg	ND	598	620	104	65-140	
n-Propylbenzene	ug/kg	ND	598	693	116	67-140	
Naphthalene	ug/kg	27.4	598	619	99	15-145	
o-Xylene	ug/kg	146	598	822	113	66-133	
p-Isopropyltoluene	ug/kg	ND	598	635	106	56-147	
sec-Butylbenzene	ug/kg	ND	598	601	101	65-139	
Styrene	ug/kg	4.9J	598	627	104	70-132	
tert-Butylbenzene	ug/kg	ND	598	637	107	62-135	
Tetrachloroethene	ug/kg	ND	598	664	111	70-135	
Toluene	ug/kg	1020	598	1670	109	67-130	
trans-1,2-Dichloroethene	ug/kg	ND	598	647	108	69-130	
trans-1,3-Dichloropropene	ug/kg	ND	598	512	86	62-130	
Trichloroethene	ug/kg	ND	598	604	101	70-135	
Trichlorofluoromethane	ug/kg	ND	598	250	42	10-130	
Vinyl acetate	ug/kg	ND	1200	953	80	53-130	
Vinyl chloride	ug/kg	ND	598	535	90	61-148	
Xylene (Total)	ug/kg	417	1790	2470	115	63-132	
1,2-Dichloroethane-d4 (S)	%				100	70-130	
4-Bromofluorobenzene (S)	%				99	69-134	
Toluene-d8 (S)	%				97	70-130	

Results presented on this page are in the units indicated by the "Units" column except where an alternate unit is presented to the right of the result.

REPORT OF LABORATORY ANALYSIS

This report shall not be reproduced, except in full,
without the written consent of Pace Analytical Services, LLC.

Pace Analytical Services, LLC
9800 Kincey Ave. Suite 100
Huntersville, NC 28078
(704)875-9092

QUALITY CONTROL DATA

Project: CPC HUNTERSVILLE/CPC21018
Pace Project No.: 92550144

SAMPLE DUPLICATE: 3332736

Parameter	Units	92550144008 Result	Dup Result	RPD	Max RPD	Qualifiers
1,1,1,2-Tetrachloroethane	ug/kg	ND	ND		30	
1,1,1-Trichloroethane	ug/kg	ND	ND		30	
1,1,2,2-Tetrachloroethane	ug/kg	ND	ND		30	
1,1,2-Trichloroethane	ug/kg	ND	ND		30	
1,1-Dichloroethane	ug/kg	ND	ND		30	
1,1-Dichloroethene	ug/kg	ND	ND		30	
1,1-Dichloropropene	ug/kg	ND	ND		30	
1,2,3-Trichlorobenzene	ug/kg	ND	ND		30	
1,2,3-Trichloropropane	ug/kg	ND	ND		30	
1,2,4-Trichlorobenzene	ug/kg	ND	ND		30	
1,2,4-Trimethylbenzene	ug/kg	68.2	69.0	1	30	
1,2-Dibromo-3-chloropropane	ug/kg	ND	ND		30	
1,2-Dibromoethane (EDB)	ug/kg	ND	ND		30	
1,2-Dichlorobenzene	ug/kg	ND	ND		30	
1,2-Dichloroethane	ug/kg	ND	ND		30	
1,2-Dichloropropane	ug/kg	ND	ND		30	
1,3,5-Trimethylbenzene	ug/kg	ND	ND		30	
1,3-Dichlorobenzene	ug/kg	ND	ND		30	
1,3-Dichloropropane	ug/kg	ND	ND		30	
1,4-Dichlorobenzene	ug/kg	ND	ND		30	
2,2-Dichloropropane	ug/kg	ND	ND		30	
2-Butanone (MEK)	ug/kg	ND	ND		30	
2-Chlorotoluene	ug/kg	ND	ND		30	
2-Hexanone	ug/kg	ND	ND		30	
4-Chlorotoluene	ug/kg	ND	ND		30	
4-Methyl-2-pentanone (MIBK)	ug/kg	ND	ND		30	
Acetone	ug/kg	ND	ND		30	
Benzene	ug/kg	586	632	7	30	
Bromobenzene	ug/kg	ND	ND		30	
Bromochloromethane	ug/kg	ND	ND		30	
Bromodichloromethane	ug/kg	ND	ND		30	
Bromoform	ug/kg	ND	ND		30	
Bromomethane	ug/kg	ND	ND		30	IK
Carbon tetrachloride	ug/kg	ND	ND		30	
Chlorobenzene	ug/kg	ND	ND		30	
Chloroethane	ug/kg	ND	ND		30	IH
Chloroform	ug/kg	ND	ND		30	
Chloromethane	ug/kg	ND	ND		30	
cis-1,2-Dichloroethene	ug/kg	ND	ND		30	
cis-1,3-Dichloropropene	ug/kg	ND	ND		30	
Dibromochloromethane	ug/kg	ND	ND		30	
Dibromomethane	ug/kg	ND	ND		30	
Dichlorodifluoromethane	ug/kg	ND	ND		30	
Diisopropyl ether	ug/kg	81.7	84.8	4	30	
Ethylbenzene	ug/kg	125	133	6	30	
Hexachloro-1,3-butadiene	ug/kg	ND	ND		30	
Isopropylbenzene (Cumene)	ug/kg	ND	ND		30	

Results presented on this page are in the units indicated by the "Units" column except where an alternate unit is presented to the right of the result.

REPORT OF LABORATORY ANALYSIS

This report shall not be reproduced, except in full,
without the written consent of Pace Analytical Services, LLC.

Pace Analytical Services, LLC
9800 Kincey Ave. Suite 100
Huntersville, NC 28078
(704)875-9092

QUALITY CONTROL DATA

Project: CPC HUNTERSVILLE/CPC21018
Pace Project No.: 92550144

SAMPLE DUPLICATE: 3332736

Parameter	Units	92550144008 Result	Dup Result	RPD	Max RPD	Qualifiers
m&p-Xylene	ug/kg	462	494	7	30	
Methyl-tert-butyl ether	ug/kg	28.5	30.6	7	30	
Methylene Chloride	ug/kg	ND	ND		30	IK
n-Butylbenzene	ug/kg	ND	ND		30	
n-Propylbenzene	ug/kg	ND	ND		30	
Naphthalene	ug/kg	31.3	34.8	11	30	
o-Xylene	ug/kg	237	250	5	30	
p-Isopropyltoluene	ug/kg	ND	ND		30	
sec-Butylbenzene	ug/kg	ND	ND		30	
Styrene	ug/kg	7.5	7.9	4	30	
tert-Butylbenzene	ug/kg	ND	ND		30	
Tetrachloroethene	ug/kg	ND	ND		30	
Toluene	ug/kg	1750	1860	6	30	
trans-1,2-Dichloroethene	ug/kg	ND	ND		30	
trans-1,3-Dichloropropene	ug/kg	ND	ND		30	
Trichloroethene	ug/kg	ND	ND		30	
Trichlorofluoromethane	ug/kg	ND	ND		30	
Vinyl acetate	ug/kg	ND	ND		30	
Vinyl chloride	ug/kg	ND	ND		30	
Xylene (Total)	ug/kg	698	744	6	30	
1,2-Dichloroethane-d4 (S)	%	96	95			
4-Bromofluorobenzene (S)	%	96	98			
Toluene-d8 (S)	%	100	101			

Results presented on this page are in the units indicated by the "Units" column except where an alternate unit is presented to the right of the result.

REPORT OF LABORATORY ANALYSIS

This report shall not be reproduced, except in full,
without the written consent of Pace Analytical Services, LLC.

Pace Analytical Services, LLC
9800 Kincey Ave. Suite 100
Huntersville, NC 28078
(704)875-9092

QUALITY CONTROL DATA

Project: CPC HUNTERSVILLE/CPC21018
Pace Project No.: 92550144

QC Batch: 634874
QC Batch Method: EPA 5035A/5030B
Analysis Method: EPA 8260D
Analysis Description: 8260D 5035A 5030B
Laboratory: Pace Analytical Services - Charlotte

Associated Lab Samples: 92550144012

METHOD BLANK: 3333865 Matrix: Solid
Associated Lab Samples: 92550144012

Parameter	Units	Blank Result	Reporting Limit	MDL	Analyzed	Qualifiers
1,1,1,2-Tetrachloroethane	ug/kg	ND	5.0	1.9	07/21/21 21:25	
1,1,1-Trichloroethane	ug/kg	ND	5.0	2.6	07/21/21 21:25	
1,1,2,2-Tetrachloroethane	ug/kg	ND	5.0	1.3	07/21/21 21:25	
1,1,2-Trichloroethane	ug/kg	ND	5.0	1.7	07/21/21 21:25	
1,1-Dichloroethane	ug/kg	ND	5.0	2.1	07/21/21 21:25	
1,1-Dichloroethene	ug/kg	ND	5.0	2.1	07/21/21 21:25	
1,1-Dichloropropene	ug/kg	ND	5.0	2.4	07/21/21 21:25	v2
1,2,3-Trichlorobenzene	ug/kg	ND	5.0	4.0	07/21/21 21:25	
1,2,3-Trichloropropane	ug/kg	ND	5.0	2.5	07/21/21 21:25	
1,2,4-Trichlorobenzene	ug/kg	ND	5.0	4.2	07/21/21 21:25	
1,2,4-Trimethylbenzene	ug/kg	ND	5.0	1.4	07/21/21 21:25	
1,2-Dibromo-3-chloropropane	ug/kg	ND	5.0	1.9	07/21/21 21:25	
1,2-Dibromoethane (EDB)	ug/kg	ND	5.0	2.2	07/21/21 21:25	
1,2-Dichlorobenzene	ug/kg	ND	5.0	1.8	07/21/21 21:25	
1,2-Dichloroethane	ug/kg	ND	5.0	3.3	07/21/21 21:25	
1,2-Dichloropropane	ug/kg	ND	5.0	1.5	07/21/21 21:25	
1,3,5-Trimethylbenzene	ug/kg	ND	5.0	1.7	07/21/21 21:25	
1,3-Dichlorobenzene	ug/kg	ND	5.0	1.6	07/21/21 21:25	
1,3-Dichloropropane	ug/kg	ND	5.0	1.6	07/21/21 21:25	
1,4-Dichlorobenzene	ug/kg	ND	5.0	1.3	07/21/21 21:25	
2,2-Dichloropropane	ug/kg	ND	5.0	1.6	07/21/21 21:25	v2
2-Butanone (MEK)	ug/kg	ND	100	24.0	07/21/21 21:25	
2-Chlorotoluene	ug/kg	ND	5.0	1.8	07/21/21 21:25	
2-Hexanone	ug/kg	ND	50.0	4.8	07/21/21 21:25	
4-Chlorotoluene	ug/kg	ND	5.0	0.88	07/21/21 21:25	
4-Methyl-2-pentanone (MIBK)	ug/kg	ND	50.0	4.8	07/21/21 21:25	
Acetone	ug/kg	ND	100	32.1	07/21/21 21:25	
Benzene	ug/kg	ND	5.0	2.0	07/21/21 21:25	
Bromobenzene	ug/kg	ND	5.0	1.6	07/21/21 21:25	
Bromochloromethane	ug/kg	ND	5.0	1.5	07/21/21 21:25	
Bromodichloromethane	ug/kg	ND	5.0	1.9	07/21/21 21:25	
Bromoform	ug/kg	ND	5.0	1.8	07/21/21 21:25	
Bromomethane	ug/kg	ND	10.0	7.9	07/21/21 21:25	IK
Carbon tetrachloride	ug/kg	ND	5.0	1.9	07/21/21 21:25	
Chlorobenzene	ug/kg	ND	5.0	0.96	07/21/21 21:25	
Chloroethane	ug/kg	ND	10.0	3.9	07/21/21 21:25	IH
Chloroform	ug/kg	ND	5.0	3.0	07/21/21 21:25	
Chloromethane	ug/kg	ND	10.0	4.2	07/21/21 21:25	
cis-1,2-Dichloroethene	ug/kg	ND	5.0	1.7	07/21/21 21:25	
cis-1,3-Dichloropropene	ug/kg	ND	5.0	1.4	07/21/21 21:25	

Results presented on this page are in the units indicated by the "Units" column except where an alternate unit is presented to the right of the result.

REPORT OF LABORATORY ANALYSIS

This report shall not be reproduced, except in full,
without the written consent of Pace Analytical Services, LLC.

Pace Analytical Services, LLC
9800 Kincey Ave. Suite 100
Huntersville, NC 28078
(704)875-9092

QUALITY CONTROL DATA

Project: CPC HUNTERSVILLE/CPC21018
Pace Project No.: 92550144

METHOD BLANK: 3333865 Matrix: Solid
Associated Lab Samples: 92550144012

Parameter	Units	Blank Result	Reporting Limit	MDL	Analyzed	Qualifiers
Dibromochloromethane	ug/kg	ND	5.0	2.8	07/21/21 21:25	
Dibromomethane	ug/kg	ND	5.0	1.1	07/21/21 21:25	
Dichlorodifluoromethane	ug/kg	ND	10.0	2.2	07/21/21 21:25	
Diisopropyl ether	ug/kg	ND	5.0	1.4	07/21/21 21:25	v2
Ethylbenzene	ug/kg	ND	5.0	2.3	07/21/21 21:25	
Hexachloro-1,3-butadiene	ug/kg	ND	10.0	8.2	07/21/21 21:25	
Isopropylbenzene (Cumene)	ug/kg	ND	5.0	1.7	07/21/21 21:25	
m&p-Xylene	ug/kg	ND	10.0	3.4	07/21/21 21:25	
Methyl-tert-butyl ether	ug/kg	ND	5.0	1.9	07/21/21 21:25	v2
Methylene Chloride	ug/kg	ND	20.0	13.7	07/21/21 21:25	IK
n-Butylbenzene	ug/kg	ND	5.0	2.4	07/21/21 21:25	
n-Propylbenzene	ug/kg	ND	5.0	1.8	07/21/21 21:25	
Naphthalene	ug/kg	ND	5.0	2.6	07/21/21 21:25	
o-Xylene	ug/kg	ND	5.0	2.2	07/21/21 21:25	
p-Isopropyltoluene	ug/kg	ND	5.0	2.5	07/21/21 21:25	
sec-Butylbenzene	ug/kg	ND	5.0	2.2	07/21/21 21:25	
Styrene	ug/kg	ND	5.0	1.3	07/21/21 21:25	
tert-Butylbenzene	ug/kg	ND	5.0	1.8	07/21/21 21:25	
Tetrachloroethene	ug/kg	ND	5.0	1.6	07/21/21 21:25	
Toluene	ug/kg	ND	5.0	1.4	07/21/21 21:25	
trans-1,2-Dichloroethene	ug/kg	ND	5.0	1.8	07/21/21 21:25	
trans-1,3-Dichloropropene	ug/kg	ND	5.0	1.7	07/21/21 21:25	
Trichloroethene	ug/kg	ND	5.0	1.3	07/21/21 21:25	
Trichlorofluoromethane	ug/kg	ND	5.0	2.8	07/21/21 21:25	
Vinyl acetate	ug/kg	ND	50.0	3.6	07/21/21 21:25	v2
Vinyl chloride	ug/kg	ND	10.0	2.5	07/21/21 21:25	
Xylene (Total)	ug/kg	ND	10.0	2.8	07/21/21 21:25	
1,2-Dichloroethane-d4 (S)	%	97	70-130		07/21/21 21:25	
4-Bromofluorobenzene (S)	%	101	69-134		07/21/21 21:25	
Toluene-d8 (S)	%	100	70-130		07/21/21 21:25	

LABORATORY CONTROL SAMPLE: 3333866

Parameter	Units	Spike Conc.	LCS Result	LCS % Rec	% Rec Limits	Qualifiers
1,1,1,2-Tetrachloroethane	ug/kg	1250	1170	93	70-130	
1,1,1-Trichloroethane	ug/kg	1250	1160	93	70-130	
1,1,2,2-Tetrachloroethane	ug/kg	1250	1100	88	70-130	
1,1,2-Trichloroethane	ug/kg	1250	1140	91	70-130	
1,1-Dichloroethane	ug/kg	1250	1000	80	70-130	
1,1-Dichloroethene	ug/kg	1250	1220	98	70-130	
1,1-Dichloropropene	ug/kg	1250	967	77	70-130	v3
1,2,3-Trichlorobenzene	ug/kg	1250	1160	93	65-130	
1,2,3-Trichloropropane	ug/kg	1250	1100	88	70-130	
1,2,4-Trichlorobenzene	ug/kg	1250	1180	94	68-130	

Results presented on this page are in the units indicated by the "Units" column except where an alternate unit is presented to the right of the result.

REPORT OF LABORATORY ANALYSIS

This report shall not be reproduced, except in full,
without the written consent of Pace Analytical Services, LLC.

Pace Analytical Services, LLC
9800 Kincey Ave. Suite 100
Huntersville, NC 28078
(704)875-9092

QUALITY CONTROL DATA

Project: CPC HUNTERSVILLE/CPC21018
Pace Project No.: 92550144

LABORATORY CONTROL SAMPLE: 3333866

Parameter	Units	Spike Conc.	LCS Result	LCS % Rec	% Rec Limits	Qualifiers
1,2,4-Trimethylbenzene	ug/kg	1250	1100	88	70-130	
1,2-Dibromo-3-chloropropane	ug/kg	1250	1260	101	70-130	
1,2-Dibromoethane (EDB)	ug/kg	1250	1140	91	70-130	
1,2-Dichlorobenzene	ug/kg	1250	1120	90	70-130	
1,2-Dichloroethane	ug/kg	1250	1110	89	63-130	
1,2-Dichloropropane	ug/kg	1250	1080	86	70-130	
1,3,5-Trimethylbenzene	ug/kg	1250	1140	91	70-130	
1,3-Dichlorobenzene	ug/kg	1250	1150	92	70-130	
1,3-Dichloropropane	ug/kg	1250	1090	87	70-130	
1,4-Dichlorobenzene	ug/kg	1250	1290	103	70-130	
2,2-Dichloropropane	ug/kg	1250	994	80	66-130	v3
2-Butanone (MEK)	ug/kg	2500	2100	84	70-130	
2-Chlorotoluene	ug/kg	1250	1080	87	70-130	
2-Hexanone	ug/kg	2500	2430	97	70-130	
4-Chlorotoluene	ug/kg	1250	1220	97	70-130	
4-Methyl-2-pentanone (MIBK)	ug/kg	2500	2280	91	70-130	
Acetone	ug/kg	2500	2300	92	69-130	
Benzene	ug/kg	1250	1090	87	70-130	
Bromobenzene	ug/kg	1250	1290	103	70-130	
Bromochloromethane	ug/kg	1250	1250	100	70-130	
Bromodichloromethane	ug/kg	1250	1130	90	69-130	
Bromoform	ug/kg	1250	1250	100	70-130	
Bromomethane	ug/kg	1250	1140	91	52-130	IK
Carbon tetrachloride	ug/kg	1250	1280	102	70-130	
Chlorobenzene	ug/kg	1250	1110	88	70-130	
Chloroethane	ug/kg	1250	1320	105	65-130	IH
Chloroform	ug/kg	1250	1160	93	70-130	
Chloromethane	ug/kg	1250	1170	93	55-130	
cis-1,2-Dichloroethene	ug/kg	1250	1010	81	70-130	
cis-1,3-Dichloropropene	ug/kg	1250	1140	91	70-130	
Dibromochloromethane	ug/kg	1250	1130	91	70-130	
Dibromomethane	ug/kg	1250	1270	101	70-130	
Dichlorodifluoromethane	ug/kg	1250	1230	98	45-156	
Diisopropyl ether	ug/kg	1250	908	73	70-130	v3
Ethylbenzene	ug/kg	1250	1240	99	70-130	
Hexachloro-1,3-butadiene	ug/kg	1250	1200	96	66-130	
Isopropylbenzene (Cumene)	ug/kg	1250	1260	101	70-130	
m&p-Xylene	ug/kg	2500	2520	101	70-130	
Methyl-tert-butyl ether	ug/kg	1250	978	78	70-130	v3
Methylene Chloride	ug/kg	1250	1140	91	65-130	IK
n-Butylbenzene	ug/kg	1250	1060	85	67-130	
n-Propylbenzene	ug/kg	1250	1210	97	70-130	
Naphthalene	ug/kg	1250	1170	94	70-130	
o-Xylene	ug/kg	1250	1260	100	70-130	
p-Isopropyltoluene	ug/kg	1250	1150	92	67-130	
sec-Butylbenzene	ug/kg	1250	1070	86	69-130	
Styrene	ug/kg	1250	1220	97	70-130	

Results presented on this page are in the units indicated by the "Units" column except where an alternate unit is presented to the right of the result.

REPORT OF LABORATORY ANALYSIS

This report shall not be reproduced, except in full,
without the written consent of Pace Analytical Services, LLC.

Pace Analytical Services, LLC
9800 Kincey Ave. Suite 100
Huntersville, NC 28078
(704)875-9092

QUALITY CONTROL DATA

Project: CPC HUNTERSVILLE/CPC21018
Pace Project No.: 92550144

LABORATORY CONTROL SAMPLE: 3333866

Parameter	Units	Spike Conc.	LCS Result	LCS % Rec	% Rec Limits	Qualifiers
tert-Butylbenzene	ug/kg	1250	1150	92	67-130	
Tetrachloroethene	ug/kg	1250	1180	94	70-130	
Toluene	ug/kg	1250	1260	101	70-130	
trans-1,2-Dichloroethene	ug/kg	1250	1180	95	70-130	
trans-1,3-Dichloropropene	ug/kg	1250	1130	91	68-130	
Trichloroethene	ug/kg	1250	1170	93	70-130	
Trichlorofluoromethane	ug/kg	1250	1040	83	70-130	
Vinyl acetate	ug/kg	2500	1990	80	70-130	v3
Vinyl chloride	ug/kg	1250	1120	89	61-130	
Xylene (Total)	ug/kg	3750	3780	101	70-130	
1,2-Dichloroethane-d4 (S)	%			84	70-130	
4-Bromofluorobenzene (S)	%			104	69-134	
Toluene-d8 (S)	%			98	70-130	

MATRIX SPIKE & MATRIX SPIKE DUPLICATE: 3333867 3333868

Parameter	Units	92550103004 Result	MS Spike Conc.	MSD Spike Conc.	MS Result	MSD Result	MS % Rec	MSD % Rec	% Rec Limits	RPD	Max RPD	Qual
1,1,1,2-Tetrachloroethane	ug/kg	ND	81500	81500	78800	78600	97	96	70-131	0	30	
1,1,1-Trichloroethane	ug/kg	ND	81500	81500	83600	83700	103	103	65-133	0	30	
1,1,2,2-Tetrachloroethane	ug/kg	ND	81500	81500	69800	71100	86	87	66-130	2	30	
1,1,2-Trichloroethane	ug/kg	ND	81500	81500	75700	76400	93	94	66-133	1	30	
1,1-Dichloroethane	ug/kg	ND	81500	81500	71800	70800	88	87	65-130	1	30	
1,1-Dichloroethene	ug/kg	ND	81500	81500	93800	91200	115	112	10-158	3	30	
1,1-Dichloropropene	ug/kg	ND	81500	81500	69800	69800	86	86	68-133	0	30	v3
1,2,3-Trichlorobenzene	ug/kg	ND	81500	81500	76600	75600	94	93	27-138	1	30	
1,2,3-Trichloropropane	ug/kg	ND	81500	81500	68200	66700	84	82	67-130	2	30	
1,2,4-Trichlorobenzene	ug/kg	ND	81500	81500	79600	79500	98	98	51-134	0	30	
1,2,4-Trimethylbenzene	ug/kg	175000	81500	81500	239000	271000	78	118	63-136	13	30	
1,2-Dibromo-3-chloropropane	ug/kg	ND	81500	81500	75900	76900	93	94	32-130	1	30	
1,2-Dibromoethane (EDB)	ug/kg	ND	81500	81500	72600	75100	89	92	70-130	3	30	
1,2-Dichlorobenzene	ug/kg	ND	81500	81500	74600	75700	92	93	69-130	1	30	
1,2-Dichloroethane	ug/kg	ND	81500	81500	73300	74400	90	91	59-130	2	30	
1,2-Dichloropropane	ug/kg	ND	81500	81500	71900	70800	88	87	70-130	2	30	
1,3,5-Trimethylbenzene	ug/kg	51100	81500	81500	125000	136000	91	105	65-137	9	30	
1,3-Dichlorobenzene	ug/kg	ND	81500	81500	73900	75600	91	93	70-130	2	30	
1,3-Dichloropropane	ug/kg	ND	81500	81500	72000	72600	88	89	70-130	1	30	
1,4-Dichlorobenzene	ug/kg	ND	81500	81500	86300	86400	106	106	68-130	0	30	
2,2-Dichloropropane	ug/kg	ND	81500	81500	56000	56300	69	69	32-130	1	30	v3
2-Butanone (MEK)	ug/kg	ND	162000	162000	139000	147000	86	90	10-136	5	30	
2-Chlorotoluene	ug/kg	ND	81500	81500	78400	80000	96	98	69-141	2	30	
2-Hexanone	ug/kg	ND	162000	162000	149000	149000	91	92	10-144	0	30	
4-Chlorotoluene	ug/kg	ND	81500	81500	79100	79800	97	98	70-132	1	30	
4-Methyl-2-pentanone (MIBK)	ug/kg	6660J	162000	162000	144000	146000	84	85	25-143	1	30	

Results presented on this page are in the units indicated by the "Units" column except where an alternate unit is presented to the right of the result.

REPORT OF LABORATORY ANALYSIS

This report shall not be reproduced, except in full,
without the written consent of Pace Analytical Services, LLC.

Pace Analytical Services, LLC
9800 Kincey Ave. Suite 100
Huntersville, NC 28078
(704)875-9092

QUALITY CONTROL DATA

Project: CPC HUNTERSVILLE/CPC21018
Pace Project No.: 92550144

MATRIX SPIKE & MATRIX SPIKE DUPLICATE: 3333867 3333868

Parameter	Units	92550103004 Result	MS Spike Conc.	MSD Spike Conc.	MS Result	MSD Result	MS % Rec	MSD % Rec	% Rec Limits	RPD	Max RPD	Qual
Acetone	ug/kg	ND	162000	162000	150000	154000	92	94	10-130	2	30	
Benzene	ug/kg	22000	81500	81500	94700	98800	89	94	67-130	4	30	
Bromobenzene	ug/kg	ND	81500	81500	86000	84600	106	104	70-130	2	30	
Bromochloromethane	ug/kg	ND	81500	81500	86800	87600	107	108	69-134	1	30	
Bromodichloromethane	ug/kg	ND	81500	81500	74900	73400	92	90	64-130	2	30	
Bromoform	ug/kg	ND	81500	81500	76200	77400	94	95	62-130	2	30	
Bromomethane	ug/kg	ND	81500	81500	76100	79400	93	98	20-176	4	30	IK
Carbon tetrachloride	ug/kg	ND	81500	81500	91100	90600	112	111	65-140	1	30	
Chlorobenzene	ug/kg	ND	81500	81500	77100	75900	95	93	70-130	1	30	
Chloroethane	ug/kg	ND	81500	81500	98700	96100	121	118	10-130	3	30	IH
Chloroform	ug/kg	ND	81500	81500	80600	80500	99	99	63-130	0	30	
Chloromethane	ug/kg	ND	81500	81500	89000	87200	109	107	58-130	2	30	
cis-1,2-Dichloroethene	ug/kg	ND	81500	81500	71500	71100	88	87	66-130	1	30	
cis-1,3-Dichloropropene	ug/kg	ND	81500	81500	71500	71700	88	88	67-130	0	30	
Dibromochloromethane	ug/kg	ND	81500	81500	73100	74300	90	91	67-130	2	30	
Dibromomethane	ug/kg	ND	81500	81500	82700	82000	102	101	63-131	1	30	
Dichlorodifluoromethane	ug/kg	ND	81500	81500	93700	93200	115	114	44-180	0	30	
Diisopropyl ether	ug/kg	1030	81500	81500	63400	64300	77	78	63-130	1	30	v3
Ethylbenzene	ug/kg	99400	81500	81500	180000	198000	99	122	66-130	10	30	
Hexachloro-1,3-butadiene	ug/kg	ND	81500	81500	80200	82600	98	101	64-150	3	30	
Isopropylbenzene (Cumene)	ug/kg	8310	81500	81500	95800	97300	107	109	69-135	2	30	
m&p-Xylene	ug/kg	395000	162000	162000	540000	618000	89	137	60-133	14	30	M1
Methyl-tert-butyl ether	ug/kg	ND	81500	81500	68400	67700	84	83	65-130	1	30	v3
Methylene Chloride	ug/kg	ND	81500	81500	80000	79200	98	97	61-130	1	30	IK
n-Butylbenzene	ug/kg	7200	81500	81500	79100	81600	88	91	65-140	3	30	
n-Propylbenzene	ug/kg	31800	81500	81500	112000	117000	98	105	67-140	5	30	
Naphthalene	ug/kg	22700	81500	81500	98500	103000	93	99	15-145	5	30	
o-Xylene	ug/kg	162000	81500	81500	241000	271000	97	134	66-133	12	30	M1
p-Isopropyltoluene	ug/kg	7490	81500	81500	85000	86700	95	97	56-147	2	30	
sec-Butylbenzene	ug/kg	ND	81500	81500	75400	76200	93	94	65-139	1	30	
Styrene	ug/kg	4520	81500	81500	84300	85100	98	99	70-132	1	30	
tert-Butylbenzene	ug/kg	ND	81500	81500	77800	78200	96	96	62-135	0	30	
Tetrachloroethene	ug/kg	ND	81500	81500	84400	81700	104	100	70-135	3	30	
Toluene	ug/kg	343000	81500	81500	411000	483000	84	172	67-130	16	30	M1
trans-1,2-Dichloroethene	ug/kg	ND	81500	81500	85300	84600	105	104	69-130	1	30	
trans-1,3-Dichloropropene	ug/kg	ND	81500	81500	69700	69400	86	85	62-130	0	30	
Trichloroethene	ug/kg	ND	81500	81500	81500	80500	100	99	70-135	1	30	
Trichlorofluoromethane	ug/kg	ND	81500	81500	76900	76800	94	94	10-130	0	30	
Vinyl acetate	ug/kg	ND	162000	162000	127000	127000	78	78	53-130	0	30	v3
Vinyl chloride	ug/kg	ND	81500	81500	83700	82100	103	101	61-148	2	30	
Xylene (Total)	ug/kg	558000	244000	244000	781000	889000	91	136	63-132	13	30	MS
1,2-Dichloroethane-d4 (S)	%						86	89	70-130			
4-Bromofluorobenzene (S)	%						103	105	69-134			
Toluene-d8 (S)	%						96	96	70-130			

Results presented on this page are in the units indicated by the "Units" column except where an alternate unit is presented to the right of the result.

REPORT OF LABORATORY ANALYSIS

This report shall not be reproduced, except in full,
without the written consent of Pace Analytical Services, LLC.

Pace Analytical Services, LLC
9800 Kincey Ave. Suite 100
Huntersville, NC 28078
(704)875-9092

QUALITY CONTROL DATA

Project: CPC HUNTERSVILLE/CPC21018
Pace Project No.: 92550144

QC Batch: 634059
QC Batch Method: SW-846
Analysis Method: SW-846
Analysis Description: Dry Weight/Percent Moisture
Laboratory: Pace Analytical Services - Charlotte
Associated Lab Samples: 92550144001, 92550144002, 92550144003, 92550144004, 92550144005, 92550144006, 92550144007, 92550144008, 92550144009, 92550144010, 92550144011, 92550144012

SAMPLE DUPLICATE: 3330340

Parameter	Units	92550119004 Result	Dup Result	RPD	Max RPD	Qualifiers
Percent Moisture	%	14.6	13.5	8	25	N2

SAMPLE DUPLICATE: 3330341

Parameter	Units	92550095001 Result	Dup Result	RPD	Max RPD	Qualifiers
Percent Moisture	%	3.1	3.1	1	25	N2

Results presented on this page are in the units indicated by the "Units" column except where an alternate unit is presented to the right of the result.

REPORT OF LABORATORY ANALYSIS

This report shall not be reproduced, except in full,
without the written consent of Pace Analytical Services, LLC.

Pace Analytical Services, LLC
9800 Kincey Ave. Suite 100
Huntersville, NC 28078
(704)875-9092

QUALIFIERS

Project: CPC HUNTERSVILLE/CPC21018
Pace Project No.: 92550144

DEFINITIONS

DF - Dilution Factor, if reported, represents the factor applied to the reported data due to dilution of the sample aliquot.

ND - Not Detected at or above adjusted reporting limit.

TNTC - Too Numerous To Count

J - Estimated concentration above the adjusted method detection limit and below the adjusted reporting limit.

MDL - Adjusted Method Detection Limit.

PQL - Practical Quantitation Limit.

RL - Reporting Limit - The lowest concentration value that meets project requirements for quantitative data with known precision and bias for a specific analyte in a specific matrix.

S - Surrogate

1,2-Diphenylhydrazine decomposes to and cannot be separated from Azobenzene using Method 8270. The result for each analyte is a combined concentration.

Consistent with EPA guidelines, unrounded data are displayed and have been used to calculate % recovery and RPD values.

LCS(D) - Laboratory Control Sample (Duplicate)

MS(D) - Matrix Spike (Duplicate)

DUP - Sample Duplicate

RPD - Relative Percent Difference

NC - Not Calculable.

SG - Silica Gel - Clean-Up

U - Indicates the compound was analyzed for, but not detected.

Acid preservation may not be appropriate for 2 Chloroethylvinyl ether.

A separate vial preserved to a pH of 4-5 is recommended in SW846 Chapter 4 for the analysis of Acrolein and Acrylonitrile by EPA Method 8260.

N-Nitrosodiphenylamine decomposes and cannot be separated from Diphenylamine using Method 8270. The result reported for each analyte is a combined concentration.

Pace Analytical is TNI accredited. Contact your Pace PM for the current list of accredited analytes.

TNI - The NELAC Institute.

ANALYTE QUALIFIERS

IH	This analyte exceeded secondary source verification criteria high for the initial calibration. The reported results should be considered an estimated value.
IK	The recalculated concentration of the calibration standard(s) did not meet method acceptance criteria; this result should be considered an estimated value.
L1	Analyte recovery in the laboratory control sample (LCS) was above QC limits. Results for this analyte in associated samples may be biased high.
M1	Matrix spike recovery exceeded QC limits. Batch accepted based on laboratory control sample (LCS) recovery.
MS	Analyte recovery in the matrix spike was outside QC limits for one or more of the constituent analytes used in the calculated result.
N2	The lab does not hold NELAC/TNI accreditation for this parameter but other accreditations/certifications may apply. A complete list of accreditations/certifications is available upon request.
S5	Surrogate recovery outside control limits due to matrix interferences (not confirmed by re-analysis).
v2	The continuing calibration verification was below the method acceptance limit. The analyte was not detected in the associated samples and the sensitivity of the instrument was verified with a reporting limit check standard.
v3	The continuing calibration verification was below the method acceptance limit. Any detection for the analyte in the associated samples may have low bias.

This report shall not be reproduced, except in full,
without the written consent of Pace Analytical Services, LLC.

Pace Analytical Services, LLC
9800 Kincey Ave. Suite 100
Huntersville, NC 28078
(704)875-9092

QUALITY CONTROL DATA CROSS REFERENCE TABLE

Project: CPC HUNTERSVILLE/CPC21018
Pace Project No.: 92550144

Lab ID	Sample ID	QC Batch Method	QC Batch	Analytical Method	Analytical Batch
92550144001	**AE4 0-2**	MADEP VPH	634904	MADEP VPH	634937
92550144002	**AE4 16-18**	MADEP VPH	634904	MADEP VPH	634937
92550144003	**AE4 28-30**	MADEP VPH	634904	MADEP VPH	634937
92550144004	**AE3 0-2**	MADEP VPH	634904	MADEP VPH	634937
92550144005	**AE3 14-16**	MADEP VPH	634904	MADEP VPH	634937
92550144006	**AE3 30-32**	MADEP VPH	634904	MADEP VPH	634937
92550144007	**AE2 0-2**	MADEP VPH	634904	MADEP VPH	634937
92550144008	**AE2 12-14**	MADEP VPH	634950	MADEP VPH	634982
92550144009	**AE2 32-34**	MADEP VPH	634950	MADEP VPH	634982
92550144010	**AE1 0-2**	MADEP VPH	634950	MADEP VPH	634982
92550144011	**AE1 10-12**	MADEP VPH	634950	MADEP VPH	634982
92550144012	**AE1 34-36**	MADEP VPH	634950	MADEP VPH	634982
92550144001	**AE4 0-2**	EPA 5035A/5030B	634547	EPA 8260D	634556
92550144002	**AE4 16-18**	EPA 5035A/5030B	634547	EPA 8260D	634556
92550144003	**AE4 28-30**	EPA 5035A/5030B	634547	EPA 8260D	634556
92550144004	**AE3 0-2**	EPA 5035A/5030B	634547	EPA 8260D	634556
92550144005	**AE3 14-16**	EPA 5035A/5030B	634547	EPA 8260D	634556
92550144006	**AE3 30-32**	EPA 5035A/5030B	634547	EPA 8260D	634556
92550144007	**AE2 0-2**	EPA 5035A/5030B	634547	EPA 8260D	634556
92550144008	**AE2 12-14**	EPA 5035A/5030B	634610	EPA 8260D	634623
92550144009	**AE2 32-34**	EPA 5035A/5030B	634610	EPA 8260D	634623
92550144010	**AE1 0-2**	EPA 5035A/5030B	634610	EPA 8260D	634623
92550144011	**AE1 10-12**	EPA 5035A/5030B	634610	EPA 8260D	634623
92550144012	**AE1 34-36**	EPA 5035A/5030B	634874	EPA 8260D	634882
92550144001	**AE4 0-2**	SW-846	634059		
92550144002	**AE4 16-18**	SW-846	634059		
92550144003	**AE4 28-30**	SW-846	634059		
92550144004	**AE3 0-2**	SW-846	634059		
92550144005	**AE3 14-16**	SW-846	634059		
92550144006	**AE3 30-32**	SW-846	634059		
92550144007	**AE2 0-2**	SW-846	634059		
92550144008	**AE2 12-14**	SW-846	634059		
92550144009	**AE2 32-34**	SW-846	634059		
92550144010	**AE1 0-2**	SW-846	634059		
92550144011	**AE1 10-12**	SW-846	634059		
92550144012	**AE1 34-36**	SW-846	634059		

This report shall not be reproduced, except in full,
without the written consent of Pace Analytical Services, LLC.

CHAIN-OF-CUSTODY Analytical Request Document

Pace Analytical

Chain-of-Custody is a LEGAL DOCUMENT - Complete all relevent fields

LAB USE ONLY- Affix Workorder/Login Label Here or List Pace Workorder Number or

WO# : 92550144

92550144

ONLY

Company:	APEX COMPANIES, LLC
Address:	700 NORTHWOODS BUSINESS PKWY, SUITE
Report To:	ANDREW SHEET
Copy To:	TOM NAUMANN
Customer Project Name/Number:	CPC HUNTERSVILLE / CPC21018
Phone:	
Email:	
Collected By (print):	Chris Alexander
Collected By (signature):	
Sample Disposal:	[X] Dispose as appropriate [ ] Return [ ] Archive: _____ [ ] Hold: _____
Billing Information:	
Email To:	
Site Collection Info/Address:	
State: / County/City:	Time Zone Collected: [ ] PT [ ] MT [ ] CT [X] ET
Site/Facility ID #:	
Compliance Monitoring?	[ ] Yes [X] No
Purchase Order #:	2020-12-2248
Quote #:	
DW PWS ID #:	
DW Location Code:	
Turnaround Date Required:	Rush (3day)
Immediately Packed on Ice:	[X] Yes [ ] No
Rush:	[ ] Same Day [ ] Next Day [ ] 2 Day [X] 3 Day [ ] 4 Day [ ] 5 Day (Expedite Charges Apply)
Field Filtered (if applicable):	[ ] Yes [ ] No
Analysis:	_____

* Matrix Codes (Insert in Matrix box below): Drinking Water (DW), Ground Water (GW), Wastewater (WW), Product (P), Soil/Solid (SL), Oil (OL), Wipe (WP), Air (AR), Tissue (TS), Bioassay (B), Vapor (V), Other (OT)

Customer Sample ID	Matrix *	Comp / Grab	Collected (or Composite Start) Date	Collected (or Composite Start) Time	Composite End Date	Composite End Time	Res Cl	# of Ctns	NADEP VPH	VOC BY 8260
AE4 0-2	SL	GRAB	7.16.21	1015				3	X	X
AE4 16-18	SL	GRAB	7.16.21	1020				3	X	X
AE4 28-30	SL	GRAB	7.16.21	1025				3	X	X
AE3 0-2	SL	GRAB	7.16.21	1340				3	X	X
AE3 14-16	SL	GRAB	7.16.21	1345				3	X	X
AE3 30-32	SL	GRAB	7.16.21	1350				3	X	X
AE2 0-2	SL	GRAB	7.16.21	1415				3	X	X
AE2 12-14	SL	GRAB	7.16.21	1420				3	X	X
AE2 32-34	SL	GRAB	7.16.21	1425				3	X	X
AE1 0-2	SL	GRAB	7.16.21	1605				3	X	X

** Preservative Types: (1) nitric acid, (2) sulfuric acid, (3) hydrochloric acid, (4) sodium hydroxide, (5) zinc acetate, (6) methanol, (7) sodium bisulfate, (8) sodium thiosulfate, (9) hexane, (A) ascorbic acid, (B) ammonium sulfate, (C) ammonium hydroxide, (D) TSP, (U) Unpreserved, (O) Other _____

Analyses

Lab Profile/Line:

Lab Sample Receipt Checklist:

Custody Seals Present/Intact	Y N (NA)
Custody Signatures Present	(Y) N NA
Collector Signature Present	(Y) N NA
Bottles Intact	(Y) N NA
Correct Bottles	(Y) N NA
Sufficient Volume	(Y) N NA
Samples Received on Ice	(Y) N NA
VOA - Headspace Acceptable	Y N (NA)
USDA Regulated Soils	Y (N) NA
Samples in Holding Time	(Y) N NA
Residual Chlorine Present	Y N (NA)
Cl Strips: _____	
Sample pH Acceptable	Y N (NA)
pH Strips: _____	
Sulfide Present	Y N (NA)
Lead Acetate Strips: _____	

LAB USE ONLY:
Lab Sample # / Comments:

92550144

Customer Remarks / Special Conditions / Possible Hazards:

Type of Ice Used: (Wet) Blue Dry None

Packing Material Used: foam

Radchem sample(s) screened (<500 cpm): Y N (NA)

SHORT HOLDS PRESENT (<72 hours): Y (N) N/A

Lab Tracking #: 2632970

Samples received via: FEDEX UPS (Client) Courier Pace Courier

Lab Sample Temperature Info:
Temp Blank Received: Y N (NA)
Therm ID#: 92T0664
Cooler 1 Temp Upon Receipt: 3.2 oC
Cooler 1 Therm Corr. Factor: -0.1 oC
Cooler 1 Corrected Temp: 3.1 oC
Comments:

Relinquished by/Company: (Signature)	Date/Time: 7/16/21 1655	Received by/Company: (Signature) PACE HVL	Date/Time: 7/16/21 16:55
Relinquished by/Company: (Signature)	Date/Time:	Received by/Company: (Signature)	Date/Time:
Relinquished by/Company: (Signature)	Date/Time:	Received by/Company: (Signature)	Date/Time:

MTJL LAB USE ONLY

Table #:
Acctnum:
Template:
Prelogin:
PM:
PB:

Trip Blank Received: Y N (NA)
HCL MeOH TSP Other

Non Conformance(s): YES / (NO)

Page: 1 of: 2

Pace Analytical

CHAIN-OF-CUSTODY Analytical Request Document

Chain-of-Custody is a LEGAL DOCUMENT - Complete all relevent fields

LAB

WO#: 92550144

PM: AMB Due Date: 07/21/21

CLIENT: 92-APEX MOOR

r Number or

Y

mpany: APEX COMPANIES, LLC

dress: 600 NORTHWOODS BUSINESS PKWY, STE O

port To: ANDREW STREET

py To: TOM NAUMANN

ustomer Project Name/Number: CPC HUNDERSVILLE / CPC21018

Billing Information:

Email To:

Site Collection Info/Address:

State: / County/City: Time Zone Collected: [ ] PT [ ] MT [ ] CT [X] ET

hone:

mail:

Site/Facility ID #:

Compliance Monitoring? [ ] Yes [X] No

ollected By (print): Chris Alexander

Purchase Order #: 2020-21-2248

Quote #:

DW PWS ID #:

DW Location Code:

ollected By (signature): [signature]

Turnaround Date Required: Rush (3 day)

Immediately Packed on Ice: [X] Yes [ ] No

Sample Disposal: [X] Dispose as appropriate [ ] Return [ ] Archive: [ ] Hold:

Rush: [ ] Same Day [ ] Next Day [ ] 2 Day [X] 3 Day [ ] 4 Day [ ] 5 Day (Expedite Charges Apply)

Field Filtered (if applicable): [ ] Yes [ ] No

Analysis:

Cont

6 6

** Preservative Types: (1) nitric acid, (2) sulfuric acid, (3) hydrochloric acid, (4) sodium hydroxide, (5) zinc acetate, (6) methanol, (7) sodium bisulfate, (8) sodium thiosulfate, (9) hexane, (A) ascorbic acid, (B) ammonium sulfate, (C) ammonium hydroxide, (D) TSP, (U) Unpreserved, (O) Other

Analyses

Lab Profile/Line:

Lab Sample Receipt Checklist: MS 7/16/21

Custody Seals Present/Intact Y N NA
Custody Signatures Present Y N NA
Collector Signature Present Y N NA
Bottles Intact Y N NA
Correct Bottles Y N NA
Sufficient Volume Y N NA
Samples Received on Ice Y N NA
VOA - Headspace Acceptable Y N NA
USDA Regulated Soils Y N NA
Samples in Holding Time Y N NA
Residual Chlorine Present Y N NA
Cl Strips:
Sample pH Acceptable Y N NA
pH Strips:
Sulfide Present Y N NA
Lead Acetate Strips:

LAB USE ONLY:
Lab Sample # / Comments:

* Matrix Codes (Insert in Matrix box below): Drinking Water (DW), Ground Water (GW), Wastewater (WW), Product (P), Soil/Solid (SL), Oil (OL), Wipe (WP), Air (AR), Tissue (TS), Bioassay (B), Vapor (V), Other (OT)

Customer Sample ID	Matrix *	Comp / Grab	Collected (or Composite Start) Date	Time	Composite End Date	Time	Res Cl	# of Ctns	MADEP VPH	VOCs BY 8260D									
AE1 10-12	SL	GRAB	7.16.21	1610	—	—	—	3	X	X									
AE1 34-36	SL	GRAB	7.16.21	1615	—	—	—	3	X	X									
					—	—	—	3	X	X									

OU
OU2

Customer Remarks / Special Conditions / Possible Hazards:

Type of Ice Used: Wet Blue Dry None

Packing Material Used: foam

Radchem sample(s) screened (<500 cpm): Y N NA

SHORT HOLDS PRESENT (<72 hours): Y N N/A

Lab Tracking #: 2632969

Samples received via: FEDEX UPS Client Courier Pace Courier

MTJL LAB USE ONLY

Table #:
Acctnum:
Template:
Prelogin:
PM:
PB:

Lab Sample Temperature Info:
Temp Blank Received: Y N NA
Therm ID#: 9270C04
Cooler 1 Temp Upon Receipt: 3.2 oC
Cooler 1 Therm Corr. Factor: -0.1 oC
Cooler 1 Corrected Temp: 3.1 oC
Comments:

Trip Blank Received: Y N NA
HCL MeOH TSP Other

Non Conformance(s): YES / NO

Page: 2 of: 2

Relinquished by/Company: (Signature)	Date/Time:	Received by/Company: (Signature)	Date/Time:
Chris [signature] / Apex	7/16/21 / 1655	[signature] PACE HVL	7/16/21 16:55
Relinquished by/Company: (Signature)	Date/Time:	Received by/Company: (Signature)	Date/Time:
Relinquished by/Company: (Signature)	Date/Time:	Received by/Company: (Signature)	Date/Time:

Pace Analytical Services, LLC
9800 Kincey Ave. Suite 100
Huntersville, NC 28078
(704)875-9092

July 28, 2021

Andrew Street
Apex Companies - NC
5900 Northwoods Business Pkwy
Suite 5900-0
Charlotte, NC 28269

RE: Project: CPC Huntersville/CPC 21018
Pace Project No.: 92550103

Dear Andrew Street:

Enclosed are the analytical results for sample(s) received by the laboratory on July 16, 2021. The results relate only to the samples included in this report. Results reported herein conform to the applicable TNI/NELAC Standards and the laboratory's Quality Manual, where applicable, unless otherwise noted in the body of the report.

The test results provided in this final report were generated by each of the following laboratories within the Pace Network:

- Pace Analytical Services - Charlotte

A revised report is being submitted on 7/28/21 to update a sample ID for 92550103-006. It was entered incorrectly at sample log in.

If you have any questions concerning this report, please feel free to contact me.

Sincerely,

Angela M. Baioni

Angela Baioni
angela.baioni@pacelabs.com
(704)875-9092
Project Manager

Enclosures

cc: J Culbreath, Colonial Pipeline Company
Naomi Fretz, APEX Companies, LLC
Robert Hughes, Colonial Pipeline
Cameron Lee, Montrose-EPS
Jamie Moran, APEX Companies, LLC
Jeff Morrison, Colonial Pipeline Company
Tom Naumann, APEX Companies - NC
Joe Nicolette, Montrose-EPS
Christopher Schultz, Apex Companies
Matt Teixeira, Apex Companies, LLC
Michael Verdon, Colonial Pipeline Company
JM Wyatt, Colonial Pipeline Company

REPORT OF LABORATORY ANALYSIS

This report shall not be reproduced, except in full,
without the written consent of Pace Analytical Services, LLC.

Pace Analytical Services, LLC
9800 Kincey Ave. Suite 100
Huntersville, NC 28078
(704)875-9092

CERTIFICATIONS

Project: CPC Huntersville/CPC 21018
Pace Project No.: 92550103

Pace Analytical Services Charlotte
9800 Kincey Ave. Ste 100, Huntersville, NC 28078
Louisiana/NELAP Certification # LA170028
North Carolina Drinking Water Certification #: 37706
North Carolina Field Services Certification #: 5342
North Carolina Wastewater Certification #: 12
South Carolina Certification #: 99006001
Florida/NELAP Certification #: E87627
Kentucky UST Certification #: 84
Virginia/VELAP Certification #: 460221

This report shall not be reproduced, except in full,
without the written consent of Pace Analytical Services, LLC.

Pace Analytical Services, LLC
9800 Kincey Ave. Suite 100
Huntersville, NC 28078
(704)875-9092

SAMPLE SUMMARY

Project: CPC Huntersville/CPC 21018
Pace Project No.: 92550103

Lab ID	Sample ID	Matrix	Date Collected	Date Received
92550103001	**AF1A 40-42**	Solid	07/14/21 09:25	07/16/21 13:00
92550103002	**AF1B 44-46**	Solid	07/14/21 10:20	07/16/21 13:00
92550103003	**AF1C 44-46**	Solid	07/14/21 13:15	07/16/21 13:00
92550103004	**AF1D 36-38**	Solid	07/14/21 14:30	07/16/21 13:00
92550103005	**AA00 36-38**	Solid	07/14/21 15:55	07/16/21 13:00
92550103006	**AB00 30-32**	Solid	07/14/21 17:05	07/16/21 13:00

This report shall not be reproduced, except in full,
without the written consent of Pace Analytical Services, LLC.

Pace Analytical Services, LLC
9800 Kincey Ave. Suite 100
Huntersville, NC 28078
(704)875-9092

SAMPLE ANALYTE COUNT

Project: CPC Huntersville/CPC 21018
Pace Project No.: 92550103

Lab ID	Sample ID	Method	Analysts	Analytes Reported	Laboratory
92550103001	**AF1A 40-42**	MADEP VPH	MAD	6	PASI-C
		EPA 8260D	SAS	70	PASI-C
		SW-846	KDF	1	PASI-C
92550103002	**AF1B 44-46**	MADEP VPH	MAD	6	PASI-C
		EPA 8260D	SAS	70	PASI-C
		SW-846	KDF	1	PASI-C
92550103003	**AF1C 44-46**	MADEP VPH	MAD	6	PASI-C
		EPA 8260D	SAS	70	PASI-C
		SW-846	KDF	1	PASI-C
92550103004	**AF1D 36-38**	MADEP VPH	MAD	6	PASI-C
		EPA 8260D	SAS	70	PASI-C
		SW-846	KDF	1	PASI-C
92550103005	**AA00 36-38**	MADEP VPH	CL	6	PASI-C
		EPA 8260D	SAS	70	PASI-C
		SW-846	KDF	1	PASI-C
92550103006	**AB00 30-32**	MADEP VPH	MAD	6	PASI-C
		EPA 8260D	SAS	70	PASI-C
		SW-846	KDF	1	PASI-C

PASI-C = Pace Analytical Services - Charlotte

This report shall not be reproduced, except in full,
without the written consent of Pace Analytical Services, LLC.

Pace Analytical Services, LLC
9800 Kincey Ave. Suite 100
Huntersville, NC 28078
(704)875-9092

ANALYTICAL RESULTS

Project: CPC Huntersville/CPC 21018
Pace Project No.: 92550103

Sample: AF1A 40-42 **Lab ID: 92550103001** Collected: 07/14/21 09:25 Received: 07/16/21 13:00 Matrix: Solid

Results reported on a "dry weight" basis and are adjusted for percent moisture, sample size and any dilutions.

Parameters	Results	Units	Report Limit	MDL	DF	Prepared	Analyzed	CAS No.	Qual
VPH NC Soil	Analytical Method: MADEP VPH Preparation Method: MADEP VPH Pace Analytical Services - Charlotte								
Total VPH (C5-C12)	**15600**	mg/kg	121	121	40	07/21/21 13:12	07/22/21 02:05		N2
Aliphatic (C05-C08)	**11300**	mg/kg	121	121	40	07/21/21 13:12	07/22/21 02:05		N2
Aliphatic(C09-C12) Adjusted	**3220**	mg/kg	121	121	40	07/21/21 13:12	07/22/21 02:05		N2
Aromatic (C09-C10)	**1080**	mg/kg	121	121	40	07/21/21 13:12	07/22/21 02:05		N2
Surrogates									
4-Bromofluorobenzene (FID) (S)	110	%	70-130		40	07/21/21 13:12	07/22/21 02:05	460-00-4	
4-Bromofluorobenzene (PID) (S)	85	%	70-130		40	07/21/21 13:12	07/22/21 02:05	460-00-4	
8260D/5035A/5030B Volatiles	Analytical Method: EPA 8260D Preparation Method: EPA 5035A/5030B Pace Analytical Services - Charlotte								
Acetone	ND	ug/kg	16800	5380	125	07/21/21 11:09	07/21/21 23:10	67-64-1	
Benzene	**37500**	ug/kg	838	333	125	07/21/21 11:09	07/21/21 23:10	71-43-2	
Bromobenzene	ND	ug/kg	838	273	125	07/21/21 11:09	07/21/21 23:10	108-86-1	
Bromochloromethane	ND	ug/kg	838	248	125	07/21/21 11:09	07/21/21 23:10	74-97-5	
Bromodichloromethane	ND	ug/kg	838	323	125	07/21/21 11:09	07/21/21 23:10	75-27-4	
Bromoform	ND	ug/kg	838	295	125	07/21/21 11:09	07/21/21 23:10	75-25-2	
Bromomethane	ND	ug/kg	1680	1320	125	07/21/21 11:09	07/21/21 23:10	74-83-9	IK
2-Butanone (MEK)	**23500**	ug/kg	16800	4020	125	07/21/21 11:09	07/21/21 23:10	78-93-3	
n-Butylbenzene	**10700**	ug/kg	838	395	125	07/21/21 11:09	07/21/21 23:10	104-51-8	
sec-Butylbenzene	ND	ug/kg	838	369	125	07/21/21 11:09	07/21/21 23:10	135-98-8	
tert-Butylbenzene	ND	ug/kg	838	298	125	07/21/21 11:09	07/21/21 23:10	98-06-6	
Carbon tetrachloride	ND	ug/kg	838	313	125	07/21/21 11:09	07/21/21 23:10	56-23-5	
Chlorobenzene	ND	ug/kg	838	161	125	07/21/21 11:09	07/21/21 23:10	108-90-7	
Chloroethane	ND	ug/kg	1680	647	125	07/21/21 11:09	07/21/21 23:10	75-00-3	IH
Chloroform	ND	ug/kg	838	509	125	07/21/21 11:09	07/21/21 23:10	67-66-3	
Chloromethane	ND	ug/kg	1680	704	125	07/21/21 11:09	07/21/21 23:10	74-87-3	
2-Chlorotoluene	ND	ug/kg	838	296	125	07/21/21 11:09	07/21/21 23:10	95-49-8	
4-Chlorotoluene	ND	ug/kg	838	148	125	07/21/21 11:09	07/21/21 23:10	106-43-4	
1,2-Dibromo-3-chloropropane	ND	ug/kg	838	325	125	07/21/21 11:09	07/21/21 23:10	96-12-8	
Dibromochloromethane	ND	ug/kg	838	471	125	07/21/21 11:09	07/21/21 23:10	124-48-1	
1,2-Dibromoethane (EDB)	ND	ug/kg	838	369	125	07/21/21 11:09	07/21/21 23:10	106-93-4	
Dibromomethane	ND	ug/kg	838	179	125	07/21/21 11:09	07/21/21 23:10	74-95-3	
1,2-Dichlorobenzene	ND	ug/kg	838	302	125	07/21/21 11:09	07/21/21 23:10	95-50-1	
1,3-Dichlorobenzene	ND	ug/kg	838	260	125	07/21/21 11:09	07/21/21 23:10	541-73-1	
1,4-Dichlorobenzene	ND	ug/kg	838	218	125	07/21/21 11:09	07/21/21 23:10	106-46-7	
Dichlorodifluoromethane	ND	ug/kg	1680	364	125	07/21/21 11:09	07/21/21 23:10	75-71-8	
1,1-Dichloroethane	ND	ug/kg	838	345	125	07/21/21 11:09	07/21/21 23:10	75-34-3	
1,2-Dichloroethane	ND	ug/kg	838	554	125	07/21/21 11:09	07/21/21 23:10	107-06-2	
1,1-Dichloroethene	ND	ug/kg	838	345	125	07/21/21 11:09	07/21/21 23:10	75-35-4	
cis-1,2-Dichloroethene	ND	ug/kg	838	286	125	07/21/21 11:09	07/21/21 23:10	156-59-2	
trans-1,2-Dichloroethene	ND	ug/kg	838	293	125	07/21/21 11:09	07/21/21 23:10	156-60-5	
1,2-Dichloropropane	ND	ug/kg	838	251	125	07/21/21 11:09	07/21/21 23:10	78-87-5	
1,3-Dichloropropane	ND	ug/kg	838	261	125	07/21/21 11:09	07/21/21 23:10	142-28-9	
2,2-Dichloropropane	ND	ug/kg	838	273	125	07/21/21 11:09	07/21/21 23:10	594-20-7	v2

REPORT OF LABORATORY ANALYSIS

This report shall not be reproduced, except in full,
without the written consent of Pace Analytical Services, LLC.

Pace Analytical Services, LLC
9800 Kincey Ave. Suite 100
Huntersville, NC 28078
(704)875-9092

ANALYTICAL RESULTS

Project: CPC Huntersville/CPC 21018
Pace Project No.: 92550103

Sample: AF1A 40-42 **Lab ID: 92550103001** Collected: 07/14/21 09:25 Received: 07/16/21 13:00 Matrix: Solid

Results reported on a "dry weight" basis and are adjusted for percent moisture, sample size and any dilutions.

Parameters	Results	Units	Report Limit	MDL	DF	Prepared	Analyzed	CAS No.	Qual
8260D/5035A/5030B Volatiles	Analytical Method: EPA 8260D Preparation Method: EPA 5035A/5030B Pace Analytical Services - Charlotte								
1,1-Dichloropropene	ND	ug/kg	838	402	125	07/21/21 11:09	07/21/21 23:10	563-58-6	v2
cis-1,3-Dichloropropene	ND	ug/kg	838	228	125	07/21/21 11:09	07/21/21 23:10	10061-01-5	
trans-1,3-Dichloropropene	ND	ug/kg	838	288	125	07/21/21 11:09	07/21/21 23:10	10061-02-6	
Diisopropyl ether	**3010**	ug/kg	838	226	125	07/21/21 11:09	07/21/21 23:10	108-20-3	v3
Ethylbenzene	**161000**	ug/kg	838	390	125	07/21/21 11:09	07/21/21 23:10	100-41-4	
Hexachloro-1,3-butadiene	ND	ug/kg	1680	1370	125	07/21/21 11:09	07/21/21 23:10	87-68-3	
2-Hexanone	ND	ug/kg	8380	807	125	07/21/21 11:09	07/21/21 23:10	591-78-6	
Isopropylbenzene (Cumene)	**12500**	ug/kg	838	285	125	07/21/21 11:09	07/21/21 23:10	98-82-8	
p-Isopropyltoluene	**10700**	ug/kg	838	412	125	07/21/21 11:09	07/21/21 23:10	99-87-6	
Methylene Chloride	ND	ug/kg	3350	2290	125	07/21/21 11:09	07/21/21 23:10	75-09-2	IK
4-Methyl-2-pentanone (MIBK)	**10400**	ug/kg	8380	807	125	07/21/21 11:09	07/21/21 23:10	108-10-1	
Methyl-tert-butyl ether	ND	ug/kg	838	313	125	07/21/21 11:09	07/21/21 23:10	1634-04-4	v2
Naphthalene	**28400**	ug/kg	838	441	125	07/21/21 11:09	07/21/21 23:10	91-20-3	
n-Propylbenzene	**47100**	ug/kg	838	298	125	07/21/21 11:09	07/21/21 23:10	103-65-1	
Styrene	**7450**	ug/kg	838	221	125	07/21/21 11:09	07/21/21 23:10	100-42-5	
1,1,1,2-Tetrachloroethane	ND	ug/kg	838	322	125	07/21/21 11:09	07/21/21 23:10	630-20-6	
1,1,2,2-Tetrachloroethane	ND	ug/kg	838	221	125	07/21/21 11:09	07/21/21 23:10	79-34-5	
Tetrachloroethene	ND	ug/kg	838	265	125	07/21/21 11:09	07/21/21 23:10	127-18-4	
Toluene	**528000**	ug/kg	838	238	125	07/21/21 11:09	07/21/21 23:10	108-88-3	
1,2,3-Trichlorobenzene	ND	ug/kg	838	677	125	07/21/21 11:09	07/21/21 23:10	87-61-6	
1,2,4-Trichlorobenzene	ND	ug/kg	838	704	125	07/21/21 11:09	07/21/21 23:10	120-82-1	
1,1,1-Trichloroethane	ND	ug/kg	838	436	125	07/21/21 11:09	07/21/21 23:10	71-55-6	
1,1,2-Trichloroethane	ND	ug/kg	838	278	125	07/21/21 11:09	07/21/21 23:10	79-00-5	
Trichloroethene	ND	ug/kg	838	216	125	07/21/21 11:09	07/21/21 23:10	79-01-6	
Trichlorofluoromethane	ND	ug/kg	838	461	125	07/21/21 11:09	07/21/21 23:10	75-69-4	
1,2,3-Trichloropropane	ND	ug/kg	838	424	125	07/21/21 11:09	07/21/21 23:10	96-18-4	
1,2,4-Trimethylbenzene	**238000**	ug/kg	838	229	125	07/21/21 11:09	07/21/21 23:10	95-63-6	
1,3,5-Trimethylbenzene	**62600**	ug/kg	838	281	125	07/21/21 11:09	07/21/21 23:10	108-67-8	
Vinyl acetate	ND	ug/kg	8380	610	125	07/21/21 11:09	07/21/21 23:10	108-05-4	v2
Vinyl chloride	ND	ug/kg	1680	425	125	07/21/21 11:09	07/21/21 23:10	75-01-4	
Xylene (Total)	**908000**	ug/kg	1680	477	125	07/21/21 11:09	07/21/21 23:10	1330-20-7	
m&p-Xylene	**648000**	ug/kg	1680	573	125	07/21/21 11:09	07/21/21 23:10	179601-23-1	
o-Xylene	**260000**	ug/kg	838	370	125	07/21/21 11:09	07/21/21 23:10	95-47-6	
Surrogates									
Toluene-d8 (S)	99	%	70-130		125	07/21/21 11:09	07/21/21 23:10	2037-26-5	
4-Bromofluorobenzene (S)	103	%	69-134		125	07/21/21 11:09	07/21/21 23:10	460-00-4	
1,2-Dichloroethane-d4 (S)	98	%	70-130		125	07/21/21 11:09	07/21/21 23:10	17060-07-0	
Percent Moisture	Analytical Method: SW-846 Pace Analytical Services - Charlotte								
Percent Moisture	**16.7**	%	0.10	0.10	1		07/16/21 16:23		N2

REPORT OF LABORATORY ANALYSIS

This report shall not be reproduced, except in full,
without the written consent of Pace Analytical Services, LLC.

Pace Analytical Services, LLC
9800 Kincey Ave. Suite 100
Huntersville, NC 28078
(704)875-9092

ANALYTICAL RESULTS

Project: CPC Huntersville/CPC 21018
Pace Project No.: 92550103

Sample: AF1B 44-46 **Lab ID: 92550103002** Collected: 07/14/21 10:20 Received: 07/16/21 13:00 Matrix: Solid

Results reported on a "dry weight" basis and are adjusted for percent moisture, sample size and any dilutions.

Parameters	Results	Units	Report Limit	MDL	DF	Prepared	Analyzed	CAS No.	Qual
VPH NC Soil	Analytical Method: MADEP VPH Preparation Method: MADEP VPH Pace Analytical Services - Charlotte								
Total VPH (C5-C12)	**37.6**	mg/kg	3.1	3.1	1	07/20/21 15:08	07/21/21 00:55		N2
Aliphatic (C05-C08)	**29.7**	mg/kg	3.1	3.1	1	07/20/21 15:08	07/21/21 00:55		N2
Aliphatic(C09-C12) Adjusted	**6.9**	mg/kg	3.1	3.1	1	07/20/21 15:08	07/21/21 00:55		N2
Aromatic (C09-C10)	ND	mg/kg	3.1	3.1	1	07/20/21 15:08	07/21/21 00:55		N2
Surrogates									
4-Bromofluorobenzene (FID) (S)	93	%	70-130		1	07/20/21 15:08	07/21/21 00:55	460-00-4	
4-Bromofluorobenzene (PID) (S)	84	%	70-130		1	07/20/21 15:08	07/21/21 00:55	460-00-4	
8260D/5035A/5030B Volatiles	Analytical Method: EPA 8260D Preparation Method: EPA 5035A/5030B Pace Analytical Services - Charlotte								
Acetone	**111J**	ug/kg	130	41.9	1	07/20/21 12:19	07/20/21 15:34	67-64-1	
Benzene	**1470**	ug/kg	6.5	2.6	1	07/20/21 12:19	07/20/21 15:34	71-43-2	
Bromobenzene	ND	ug/kg	6.5	2.1	1	07/20/21 12:19	07/20/21 15:34	108-86-1	
Bromochloromethane	ND	ug/kg	6.5	1.9	1	07/20/21 12:19	07/20/21 15:34	74-97-5	
Bromodichloromethane	ND	ug/kg	6.5	2.5	1	07/20/21 12:19	07/20/21 15:34	75-27-4	
Bromoform	ND	ug/kg	6.5	2.3	1	07/20/21 12:19	07/20/21 15:34	75-25-2	
Bromomethane	ND	ug/kg	13.0	10.3	1	07/20/21 12:19	07/20/21 15:34	74-83-9	IK
2-Butanone (MEK)	**488**	ug/kg	130	31.3	1	07/20/21 12:19	07/20/21 15:34	78-93-3	
n-Butylbenzene	ND	ug/kg	6.5	3.1	1	07/20/21 12:19	07/20/21 15:34	104-51-8	
sec-Butylbenzene	ND	ug/kg	6.5	2.9	1	07/20/21 12:19	07/20/21 15:34	135-98-8	
tert-Butylbenzene	ND	ug/kg	6.5	2.3	1	07/20/21 12:19	07/20/21 15:34	98-06-6	
Carbon tetrachloride	ND	ug/kg	6.5	2.4	1	07/20/21 12:19	07/20/21 15:34	56-23-5	
Chlorobenzene	ND	ug/kg	6.5	1.3	1	07/20/21 12:19	07/20/21 15:34	108-90-7	
Chloroethane	ND	ug/kg	13.0	5.0	1	07/20/21 12:19	07/20/21 15:34	75-00-3	IH,L1
Chloroform	ND	ug/kg	6.5	4.0	1	07/20/21 12:19	07/20/21 15:34	67-66-3	
Chloromethane	ND	ug/kg	13.0	5.5	1	07/20/21 12:19	07/20/21 15:34	74-87-3	L1
2-Chlorotoluene	ND	ug/kg	6.5	2.3	1	07/20/21 12:19	07/20/21 15:34	95-49-8	
4-Chlorotoluene	ND	ug/kg	6.5	1.2	1	07/20/21 12:19	07/20/21 15:34	106-43-4	
1,2-Dibromo-3-chloropropane	ND	ug/kg	6.5	2.5	1	07/20/21 12:19	07/20/21 15:34	96-12-8	
Dibromochloromethane	ND	ug/kg	6.5	3.7	1	07/20/21 12:19	07/20/21 15:34	124-48-1	
1,2-Dibromoethane (EDB)	ND	ug/kg	6.5	2.9	1	07/20/21 12:19	07/20/21 15:34	106-93-4	
Dibromomethane	ND	ug/kg	6.5	1.4	1	07/20/21 12:19	07/20/21 15:34	74-95-3	
1,2-Dichlorobenzene	ND	ug/kg	6.5	2.3	1	07/20/21 12:19	07/20/21 15:34	95-50-1	
1,3-Dichlorobenzene	ND	ug/kg	6.5	2.0	1	07/20/21 12:19	07/20/21 15:34	541-73-1	
1,4-Dichlorobenzene	ND	ug/kg	6.5	1.7	1	07/20/21 12:19	07/20/21 15:34	106-46-7	
Dichlorodifluoromethane	ND	ug/kg	13.0	2.8	1	07/20/21 12:19	07/20/21 15:34	75-71-8	
1,1-Dichloroethane	ND	ug/kg	6.5	2.7	1	07/20/21 12:19	07/20/21 15:34	75-34-3	
1,2-Dichloroethane	ND	ug/kg	6.5	4.3	1	07/20/21 12:19	07/20/21 15:34	107-06-2	
1,1-Dichloroethene	ND	ug/kg	6.5	2.7	1	07/20/21 12:19	07/20/21 15:34	75-35-4	
cis-1,2-Dichloroethene	ND	ug/kg	6.5	2.2	1	07/20/21 12:19	07/20/21 15:34	156-59-2	
trans-1,2-Dichloroethene	ND	ug/kg	6.5	2.3	1	07/20/21 12:19	07/20/21 15:34	156-60-5	
1,2-Dichloropropane	ND	ug/kg	6.5	2.0	1	07/20/21 12:19	07/20/21 15:34	78-87-5	
1,3-Dichloropropane	ND	ug/kg	6.5	2.0	1	07/20/21 12:19	07/20/21 15:34	142-28-9	
2,2-Dichloropropane	ND	ug/kg	6.5	2.1	1	07/20/21 12:19	07/20/21 15:34	594-20-7	

REPORT OF LABORATORY ANALYSIS

This report shall not be reproduced, except in full,
without the written consent of Pace Analytical Services, LLC.

Pace Analytical Services, LLC
9800 Kincey Ave. Suite 100
Huntersville, NC 28078
(704)875-9092

ANALYTICAL RESULTS

Project: CPC Huntersville/CPC 21018
Pace Project No.: 92550103

Sample: AF1B 44-46 **Lab ID: 92550103002** Collected: 07/14/21 10:20 Received: 07/16/21 13:00 Matrix: Solid

Results reported on a "dry weight" basis and are adjusted for percent moisture, sample size and any dilutions.

Parameters	Results	Units	Report Limit	MDL	DF	Prepared	Analyzed	CAS No.	Qual
8260D/5035A/5030B Volatiles	Analytical Method: EPA 8260D Preparation Method: EPA 5035A/5030B Pace Analytical Services - Charlotte								
1,1-Dichloropropene	ND	ug/kg	6.5	3.1	1	07/20/21 12:19	07/20/21 15:34	563-58-6	
cis-1,3-Dichloropropene	ND	ug/kg	6.5	1.8	1	07/20/21 12:19	07/20/21 15:34	10061-01-5	
trans-1,3-Dichloropropene	ND	ug/kg	6.5	2.2	1	07/20/21 12:19	07/20/21 15:34	10061-02-6	
Diisopropyl ether	**566**	ug/kg	6.5	1.8	1	07/20/21 12:19	07/20/21 15:34	108-20-3	
Ethylbenzene	**282**	ug/kg	6.5	3.0	1	07/20/21 12:19	07/20/21 15:34	100-41-4	
Hexachloro-1,3-butadiene	ND	ug/kg	13.0	10.7	1	07/20/21 12:19	07/20/21 15:34	87-68-3	
2-Hexanone	ND	ug/kg	65.2	6.3	1	07/20/21 12:19	07/20/21 15:34	591-78-6	
Isopropylbenzene (Cumene)	**5.2J**	ug/kg	6.5	2.2	1	07/20/21 12:19	07/20/21 15:34	98-82-8	
p-Isopropyltoluene	ND	ug/kg	6.5	3.2	1	07/20/21 12:19	07/20/21 15:34	99-87-6	
Methylene Chloride	ND	ug/kg	26.1	17.9	1	07/20/21 12:19	07/20/21 15:34	75-09-2	IK
4-Methyl-2-pentanone (MIBK)	ND	ug/kg	65.2	6.3	1	07/20/21 12:19	07/20/21 15:34	108-10-1	
Methyl-tert-butyl ether	**426**	ug/kg	6.5	2.4	1	07/20/21 12:19	07/20/21 15:34	1634-04-4	
Naphthalene	**62.9**	ug/kg	6.5	3.4	1	07/20/21 12:19	07/20/21 15:34	91-20-3	
n-Propylbenzene	ND	ug/kg	6.5	2.3	1	07/20/21 12:19	07/20/21 15:34	103-65-1	
Styrene	**13.5**	ug/kg	6.5	1.7	1	07/20/21 12:19	07/20/21 15:34	100-42-5	
1,1,1,2-Tetrachloroethane	ND	ug/kg	6.5	2.5	1	07/20/21 12:19	07/20/21 15:34	630-20-6	
1,1,2,2-Tetrachloroethane	ND	ug/kg	6.5	1.7	1	07/20/21 12:19	07/20/21 15:34	79-34-5	
Tetrachloroethene	ND	ug/kg	6.5	2.1	1	07/20/21 12:19	07/20/21 15:34	127-18-4	
Toluene	**3650**	ug/kg	6.5	1.9	1	07/20/21 12:19	07/20/21 15:34	108-88-3	
1,2,3-Trichlorobenzene	ND	ug/kg	6.5	5.3	1	07/20/21 12:19	07/20/21 15:34	87-61-6	
1,2,4-Trichlorobenzene	ND	ug/kg	6.5	5.5	1	07/20/21 12:19	07/20/21 15:34	120-82-1	
1,1,1-Trichloroethane	ND	ug/kg	6.5	3.4	1	07/20/21 12:19	07/20/21 15:34	71-55-6	
1,1,2-Trichloroethane	ND	ug/kg	6.5	2.2	1	07/20/21 12:19	07/20/21 15:34	79-00-5	
Trichloroethene	ND	ug/kg	6.5	1.7	1	07/20/21 12:19	07/20/21 15:34	79-01-6	
Trichlorofluoromethane	ND	ug/kg	6.5	3.6	1	07/20/21 12:19	07/20/21 15:34	75-69-4	
1,2,3-Trichloropropane	ND	ug/kg	6.5	3.3	1	07/20/21 12:19	07/20/21 15:34	96-18-4	
1,2,4-Trimethylbenzene	**163**	ug/kg	6.5	1.8	1	07/20/21 12:19	07/20/21 15:34	95-63-6	
1,3,5-Trimethylbenzene	ND	ug/kg	6.5	2.2	1	07/20/21 12:19	07/20/21 15:34	108-67-8	
Vinyl acetate	ND	ug/kg	65.2	4.7	1	07/20/21 12:19	07/20/21 15:34	108-05-4	
Vinyl chloride	ND	ug/kg	13.0	3.3	1	07/20/21 12:19	07/20/21 15:34	75-01-4	
Xylene (Total)	**1580**	ug/kg	13.0	3.7	1	07/20/21 12:19	07/20/21 15:34	1330-20-7	
m&p-Xylene	**1060**	ug/kg	13.0	4.5	1	07/20/21 12:19	07/20/21 15:34	179601-23-1	
o-Xylene	**519**	ug/kg	6.5	2.9	1	07/20/21 12:19	07/20/21 15:34	95-47-6	
Surrogates									
Toluene-d8 (S)	100	%	70-130		1	07/20/21 12:19	07/20/21 15:34	2037-26-5	
4-Bromofluorobenzene (S)	95	%	69-134		1	07/20/21 12:19	07/20/21 15:34	460-00-4	
1,2-Dichloroethane-d4 (S)	97	%	70-130		1	07/20/21 12:19	07/20/21 15:34	17060-07-0	
Percent Moisture	Analytical Method: SW-846 Pace Analytical Services - Charlotte								
Percent Moisture	**20.9**	%	0.10	0.10	1		07/16/21 16:24		N2

REPORT OF LABORATORY ANALYSIS

This report shall not be reproduced, except in full,
without the written consent of Pace Analytical Services, LLC.

Pace Analytical Services, LLC
9800 Kincey Ave. Suite 100
Huntersville, NC 28078
(704)875-9092

ANALYTICAL RESULTS

Project: CPC Huntersville/CPC 21018
Pace Project No.: 92550103

Sample: AF1C 44-46 **Lab ID: 92550103003** Collected: 07/14/21 13:15 Received: 07/16/21 13:00 Matrix: Solid

Results reported on a "dry weight" basis and are adjusted for percent moisture, sample size and any dilutions.

Parameters	Results	Units	Report Limit	MDL	DF	Prepared	Analyzed	CAS No.	Qual
VPH NC Soil	Analytical Method: MADEP VPH Preparation Method: MADEP VPH Pace Analytical Services - Charlotte								
Total VPH (C5-C12)	**85.5**	mg/kg	3.2	3.2	1	07/21/21 13:12	07/21/21 20:50		N2
Aliphatic (C05-C08)	**49.6**	mg/kg	3.2	3.2	1	07/21/21 13:12	07/21/21 20:50		N2
Aliphatic(C09-C12) Adjusted	**26.8**	mg/kg	3.2	3.2	1	07/21/21 13:12	07/21/21 20:50		N2
Aromatic (C09-C10)	**9.1**	mg/kg	3.2	3.2	1	07/21/21 13:12	07/21/21 20:50		N2
Surrogates									
4-Bromofluorobenzene (FID) (S)	113	%	70-130		1	07/21/21 13:12	07/21/21 20:50	460-00-4	
4-Bromofluorobenzene (PID) (S)	92	%	70-130		1	07/21/21 13:12	07/21/21 20:50	460-00-4	
8260D/5035A/5030B Volatiles	Analytical Method: EPA 8260D Preparation Method: EPA 5035A/5030B Pace Analytical Services - Charlotte								
Acetone	ND	ug/kg	121	38.9	1	07/20/21 12:19	07/20/21 15:52	67-64-1	
Benzene	**626**	ug/kg	6.1	2.4	1	07/20/21 12:19	07/20/21 15:52	71-43-2	
Bromobenzene	ND	ug/kg	6.1	2.0	1	07/20/21 12:19	07/20/21 15:52	108-86-1	
Bromochloromethane	ND	ug/kg	6.1	1.8	1	07/20/21 12:19	07/20/21 15:52	74-97-5	
Bromodichloromethane	ND	ug/kg	6.1	2.3	1	07/20/21 12:19	07/20/21 15:52	75-27-4	
Bromoform	ND	ug/kg	6.1	2.1	1	07/20/21 12:19	07/20/21 15:52	75-25-2	
Bromomethane	ND	ug/kg	12.1	9.6	1	07/20/21 12:19	07/20/21 15:52	74-83-9	IK
2-Butanone (MEK)	**324**	ug/kg	121	29.1	1	07/20/21 12:19	07/20/21 15:52	78-93-3	
n-Butylbenzene	ND	ug/kg	6.1	2.9	1	07/20/21 12:19	07/20/21 15:52	104-51-8	
sec-Butylbenzene	ND	ug/kg	6.1	2.7	1	07/20/21 12:19	07/20/21 15:52	135-98-8	
tert-Butylbenzene	ND	ug/kg	6.1	2.2	1	07/20/21 12:19	07/20/21 15:52	98-06-6	
Carbon tetrachloride	ND	ug/kg	6.1	2.3	1	07/20/21 12:19	07/20/21 15:52	56-23-5	
Chlorobenzene	ND	ug/kg	6.1	1.2	1	07/20/21 12:19	07/20/21 15:52	108-90-7	
Chloroethane	ND	ug/kg	12.1	4.7	1	07/20/21 12:19	07/20/21 15:52	75-00-3	IH,L1
Chloroform	ND	ug/kg	6.1	3.7	1	07/20/21 12:19	07/20/21 15:52	67-66-3	
Chloromethane	ND	ug/kg	12.1	5.1	1	07/20/21 12:19	07/20/21 15:52	74-87-3	L1
2-Chlorotoluene	ND	ug/kg	6.1	2.1	1	07/20/21 12:19	07/20/21 15:52	95-49-8	
4-Chlorotoluene	ND	ug/kg	6.1	1.1	1	07/20/21 12:19	07/20/21 15:52	106-43-4	
1,2-Dibromo-3-chloropropane	ND	ug/kg	6.1	2.4	1	07/20/21 12:19	07/20/21 15:52	96-12-8	
Dibromochloromethane	ND	ug/kg	6.1	3.4	1	07/20/21 12:19	07/20/21 15:52	124-48-1	
1,2-Dibromoethane (EDB)	ND	ug/kg	6.1	2.7	1	07/20/21 12:19	07/20/21 15:52	106-93-4	
Dibromomethane	ND	ug/kg	6.1	1.3	1	07/20/21 12:19	07/20/21 15:52	74-95-3	
1,2-Dichlorobenzene	ND	ug/kg	6.1	2.2	1	07/20/21 12:19	07/20/21 15:52	95-50-1	
1,3-Dichlorobenzene	ND	ug/kg	6.1	1.9	1	07/20/21 12:19	07/20/21 15:52	541-73-1	
1,4-Dichlorobenzene	ND	ug/kg	6.1	1.6	1	07/20/21 12:19	07/20/21 15:52	106-46-7	
Dichlorodifluoromethane	ND	ug/kg	12.1	2.6	1	07/20/21 12:19	07/20/21 15:52	75-71-8	
1,1-Dichloroethane	ND	ug/kg	6.1	2.5	1	07/20/21 12:19	07/20/21 15:52	75-34-3	
1,2-Dichloroethane	ND	ug/kg	6.1	4.0	1	07/20/21 12:19	07/20/21 15:52	107-06-2	
1,1-Dichloroethene	ND	ug/kg	6.1	2.5	1	07/20/21 12:19	07/20/21 15:52	75-35-4	
cis-1,2-Dichloroethene	ND	ug/kg	6.1	2.1	1	07/20/21 12:19	07/20/21 15:52	156-59-2	
trans-1,2-Dichloroethene	ND	ug/kg	6.1	2.1	1	07/20/21 12:19	07/20/21 15:52	156-60-5	
1,2-Dichloropropane	ND	ug/kg	6.1	1.8	1	07/20/21 12:19	07/20/21 15:52	78-87-5	
1,3-Dichloropropane	ND	ug/kg	6.1	1.9	1	07/20/21 12:19	07/20/21 15:52	142-28-9	
2,2-Dichloropropane	ND	ug/kg	6.1	2.0	1	07/20/21 12:19	07/20/21 15:52	594-20-7	

REPORT OF LABORATORY ANALYSIS

This report shall not be reproduced, except in full,
without the written consent of Pace Analytical Services, LLC.

Pace Analytical Services, LLC
9800 Kincey Ave. Suite 100
Huntersville, NC 28078
(704)875-9092

ANALYTICAL RESULTS

Project: CPC Huntersville/CPC 21018
Pace Project No.: 92550103

Sample: AF1C 44-46 **Lab ID: 92550103003** Collected: 07/14/21 13:15 Received: 07/16/21 13:00 Matrix: Solid

Results reported on a "dry weight" basis and are adjusted for percent moisture, sample size and any dilutions.

Parameters	Results	Units	Report Limit	MDL	DF	Prepared	Analyzed	CAS No.	Qual
8260D/5035A/5030B Volatiles	Analytical Method: EPA 8260D Preparation Method: EPA 5035A/5030B Pace Analytical Services - Charlotte								
1,1-Dichloropropene	ND	ug/kg	6.1	2.9	1	07/20/21 12:19	07/20/21 15:52	563-58-6	
cis-1,3-Dichloropropene	ND	ug/kg	6.1	1.6	1	07/20/21 12:19	07/20/21 15:52	10061-01-5	
trans-1,3-Dichloropropene	ND	ug/kg	6.1	2.1	1	07/20/21 12:19	07/20/21 15:52	10061-02-6	
Diisopropyl ether	**417**	ug/kg	6.1	1.6	1	07/20/21 12:19	07/20/21 15:52	108-20-3	
Ethylbenzene	**376**	ug/kg	6.1	2.8	1	07/20/21 12:19	07/20/21 15:52	100-41-4	
Hexachloro-1,3-butadiene	ND	ug/kg	12.1	9.9	1	07/20/21 12:19	07/20/21 15:52	87-68-3	
2-Hexanone	ND	ug/kg	60.6	5.8	1	07/20/21 12:19	07/20/21 15:52	591-78-6	
Isopropylbenzene (Cumene)	**41.2**	ug/kg	6.1	2.1	1	07/20/21 12:19	07/20/21 15:52	98-82-8	
p-Isopropyltoluene	**60.2**	ug/kg	6.1	3.0	1	07/20/21 12:19	07/20/21 15:52	99-87-6	
Methylene Chloride	ND	ug/kg	24.2	16.6	1	07/20/21 12:19	07/20/21 15:52	75-09-2	IK
4-Methyl-2-pentanone (MIBK)	**37.4J**	ug/kg	60.6	5.8	1	07/20/21 12:19	07/20/21 15:52	108-10-1	
Methyl-tert-butyl ether	**247**	ug/kg	6.1	2.3	1	07/20/21 12:19	07/20/21 15:52	1634-04-4	
Naphthalene	**351**	ug/kg	6.1	3.2	1	07/20/21 12:19	07/20/21 15:52	91-20-3	
n-Propylbenzene	**153**	ug/kg	6.1	2.2	1	07/20/21 12:19	07/20/21 15:52	103-65-1	
Styrene	**22.4**	ug/kg	6.1	1.6	1	07/20/21 12:19	07/20/21 15:52	100-42-5	
1,1,1,2-Tetrachloroethane	ND	ug/kg	6.1	2.3	1	07/20/21 12:19	07/20/21 15:52	630-20-6	
1,1,2,2-Tetrachloroethane	ND	ug/kg	6.1	1.6	1	07/20/21 12:19	07/20/21 15:52	79-34-5	
Tetrachloroethene	ND	ug/kg	6.1	1.9	1	07/20/21 12:19	07/20/21 15:52	127-18-4	
Toluene	**1850**	ug/kg	6.1	1.7	1	07/20/21 12:19	07/20/21 15:52	108-88-3	
1,2,3-Trichlorobenzene	ND	ug/kg	6.1	4.9	1	07/20/21 12:19	07/20/21 15:52	87-61-6	
1,2,4-Trichlorobenzene	ND	ug/kg	6.1	5.1	1	07/20/21 12:19	07/20/21 15:52	120-82-1	
1,1,1-Trichloroethane	ND	ug/kg	6.1	3.2	1	07/20/21 12:19	07/20/21 15:52	71-55-6	
1,1,2-Trichloroethane	ND	ug/kg	6.1	2.0	1	07/20/21 12:19	07/20/21 15:52	79-00-5	
Trichloroethene	ND	ug/kg	6.1	1.6	1	07/20/21 12:19	07/20/21 15:52	79-01-6	
Trichlorofluoromethane	ND	ug/kg	6.1	3.3	1	07/20/21 12:19	07/20/21 15:52	75-69-4	
1,2,3-Trichloropropane	ND	ug/kg	6.1	3.1	1	07/20/21 12:19	07/20/21 15:52	96-18-4	
1,2,4-Trimethylbenzene	**1040**	ug/kg	6.1	1.7	1	07/20/21 12:19	07/20/21 15:52	95-63-6	
1,3,5-Trimethylbenzene	**251**	ug/kg	6.1	2.0	1	07/20/21 12:19	07/20/21 15:52	108-67-8	
Vinyl acetate	ND	ug/kg	60.6	4.4	1	07/20/21 12:19	07/20/21 15:52	108-05-4	
Vinyl chloride	ND	ug/kg	12.1	3.1	1	07/20/21 12:19	07/20/21 15:52	75-01-4	
Xylene (Total)	**2280**	ug/kg	12.1	3.5	1	07/20/21 12:19	07/20/21 15:52	1330-20-7	
m&p-Xylene	**1470**	ug/kg	12.1	4.1	1	07/20/21 12:19	07/20/21 15:52	179601-23-1	
o-Xylene	**810**	ug/kg	6.1	2.7	1	07/20/21 12:19	07/20/21 15:52	95-47-6	
Surrogates									
Toluene-d8 (S)	98	%	70-130		1	07/20/21 12:19	07/20/21 15:52	2037-26-5	
4-Bromofluorobenzene (S)	98	%	69-134		1	07/20/21 12:19	07/20/21 15:52	460-00-4	
1,2-Dichloroethane-d4 (S)	97	%	70-130		1	07/20/21 12:19	07/20/21 15:52	17060-07-0	
Percent Moisture	Analytical Method: SW-846 Pace Analytical Services - Charlotte								
Percent Moisture	**16.5**	%	0.10	0.10	1		07/16/21 16:24		N2

REPORT OF LABORATORY ANALYSIS

This report shall not be reproduced, except in full,
without the written consent of Pace Analytical Services, LLC.

Pace Analytical Services, LLC
9800 Kincey Ave. Suite 100
Huntersville, NC 28078
(704)875-9092

ANALYTICAL RESULTS

Project: CPC Huntersville/CPC 21018
Pace Project No.: 92550103

Sample: AF1D 36-38 **Lab ID: 92550103004** Collected: 07/14/21 14:30 Received: 07/16/21 13:00 Matrix: Solid

Results reported on a "dry weight" basis and are adjusted for percent moisture, sample size and any dilutions.

Parameters	Results	Units	Report Limit	MDL	DF	Prepared	Analyzed	CAS No.	Qual
VPH NC Soil	Analytical Method: MADEP VPH Preparation Method: MADEP VPH Pace Analytical Services - Charlotte								
Total VPH (C5-C12)	**11700**	mg/kg	72.0	72.0	25	07/21/21 13:12	07/22/21 01:37		N2
Aliphatic (C05-C08)	**8300**	mg/kg	72.0	72.0	25	07/21/21 13:12	07/22/21 01:37		N2
Aliphatic(C09-C12) Adjusted	**2490**	mg/kg	72.0	72.0	25	07/21/21 13:12	07/22/21 01:37		N2
Aromatic (C09-C10)	**874**	mg/kg	72.0	72.0	25	07/21/21 13:12	07/22/21 01:37		N2
Surrogates									
4-Bromofluorobenzene (FID) (S)	121	%	70-130		25	07/21/21 13:12	07/22/21 01:37	460-00-4	
4-Bromofluorobenzene (PID) (S)	82	%	70-130		25	07/21/21 13:12	07/22/21 01:37	460-00-4	
8260D/5035A/5030B Volatiles	Analytical Method: EPA 8260D Preparation Method: EPA 5035A/5030B Pace Analytical Services - Charlotte								
Acetone	ND	ug/kg	16300	5230	125	07/21/21 11:09	07/21/21 23:27	67-64-1	
Benzene	**22000**	ug/kg	815	324	125	07/21/21 11:09	07/21/21 23:27	71-43-2	
Bromobenzene	ND	ug/kg	815	266	125	07/21/21 11:09	07/21/21 23:27	108-86-1	
Bromochloromethane	ND	ug/kg	815	241	125	07/21/21 11:09	07/21/21 23:27	74-97-5	
Bromodichloromethane	ND	ug/kg	815	314	125	07/21/21 11:09	07/21/21 23:27	75-27-4	
Bromoform	ND	ug/kg	815	287	125	07/21/21 11:09	07/21/21 23:27	75-25-2	
Bromomethane	ND	ug/kg	1630	1290	125	07/21/21 11:09	07/21/21 23:27	74-83-9	IK
2-Butanone (MEK)	ND	ug/kg	16300	3910	125	07/21/21 11:09	07/21/21 23:27	78-93-3	
n-Butylbenzene	**7200**	ug/kg	815	384	125	07/21/21 11:09	07/21/21 23:27	104-51-8	
sec-Butylbenzene	ND	ug/kg	815	358	125	07/21/21 11:09	07/21/21 23:27	135-98-8	
tert-Butylbenzene	ND	ug/kg	815	290	125	07/21/21 11:09	07/21/21 23:27	98-06-6	
Carbon tetrachloride	ND	ug/kg	815	305	125	07/21/21 11:09	07/21/21 23:27	56-23-5	
Chlorobenzene	ND	ug/kg	815	156	125	07/21/21 11:09	07/21/21 23:27	108-90-7	
Chloroethane	ND	ug/kg	1630	629	125	07/21/21 11:09	07/21/21 23:27	75-00-3	IH
Chloroform	ND	ug/kg	815	495	125	07/21/21 11:09	07/21/21 23:27	67-66-3	
Chloromethane	ND	ug/kg	1630	684	125	07/21/21 11:09	07/21/21 23:27	74-87-3	
2-Chlorotoluene	ND	ug/kg	815	288	125	07/21/21 11:09	07/21/21 23:27	95-49-8	
4-Chlorotoluene	ND	ug/kg	815	144	125	07/21/21 11:09	07/21/21 23:27	106-43-4	
1,2-Dibromo-3-chloropropane	ND	ug/kg	815	316	125	07/21/21 11:09	07/21/21 23:27	96-12-8	
Dibromochloromethane	ND	ug/kg	815	458	125	07/21/21 11:09	07/21/21 23:27	124-48-1	
1,2-Dibromoethane (EDB)	ND	ug/kg	815	358	125	07/21/21 11:09	07/21/21 23:27	106-93-4	
Dibromomethane	ND	ug/kg	815	174	125	07/21/21 11:09	07/21/21 23:27	74-95-3	
1,2-Dichlorobenzene	ND	ug/kg	815	293	125	07/21/21 11:09	07/21/21 23:27	95-50-1	
1,3-Dichlorobenzene	ND	ug/kg	815	253	125	07/21/21 11:09	07/21/21 23:27	541-73-1	
1,4-Dichlorobenzene	ND	ug/kg	815	212	125	07/21/21 11:09	07/21/21 23:27	106-46-7	
Dichlorodifluoromethane	ND	ug/kg	1630	354	125	07/21/21 11:09	07/21/21 23:27	75-71-8	
1,1-Dichloroethane	ND	ug/kg	815	336	125	07/21/21 11:09	07/21/21 23:27	75-34-3	
1,2-Dichloroethane	ND	ug/kg	815	539	125	07/21/21 11:09	07/21/21 23:27	107-06-2	
1,1-Dichloroethene	ND	ug/kg	815	336	125	07/21/21 11:09	07/21/21 23:27	75-35-4	
cis-1,2-Dichloroethene	ND	ug/kg	815	279	125	07/21/21 11:09	07/21/21 23:27	156-59-2	
trans-1,2-Dichloroethene	ND	ug/kg	815	285	125	07/21/21 11:09	07/21/21 23:27	156-60-5	
1,2-Dichloropropane	ND	ug/kg	815	244	125	07/21/21 11:09	07/21/21 23:27	78-87-5	
1,3-Dichloropropane	ND	ug/kg	815	254	125	07/21/21 11:09	07/21/21 23:27	142-28-9	
2,2-Dichloropropane	ND	ug/kg	815	266	125	07/21/21 11:09	07/21/21 23:27	594-20-7	v2

REPORT OF LABORATORY ANALYSIS

This report shall not be reproduced, except in full,
without the written consent of Pace Analytical Services, LLC.

Pace Analytical Services, LLC
9800 Kincey Ave. Suite 100
Huntersville, NC 28078
(704)875-9092

ANALYTICAL RESULTS

Project: CPC Huntersville/CPC 21018
Pace Project No.: 92550103

Sample: AF1D 36-38 **Lab ID: 92550103004** Collected: 07/14/21 14:30 Received: 07/16/21 13:00 Matrix: Solid

Results reported on a "dry weight" basis and are adjusted for percent moisture, sample size and any dilutions.

Parameters	Results	Units	Report Limit	MDL	DF	Prepared	Analyzed	CAS No.	Qual
8260D/5035A/5030B Volatiles	Analytical Method: EPA 8260D Preparation Method: EPA 5035A/5030B Pace Analytical Services - Charlotte								
1,1-Dichloropropene	ND	ug/kg	815	391	125	07/21/21 11:09	07/21/21 23:27	563-58-6	v2
cis-1,3-Dichloropropene	ND	ug/kg	815	222	125	07/21/21 11:09	07/21/21 23:27	10061-01-5	
trans-1,3-Dichloropropene	ND	ug/kg	815	280	125	07/21/21 11:09	07/21/21 23:27	10061-02-6	
Diisopropyl ether	**1030**	ug/kg	815	220	125	07/21/21 11:09	07/21/21 23:27	108-20-3	v3
Ethylbenzene	**99400**	ug/kg	815	380	125	07/21/21 11:09	07/21/21 23:27	100-41-4	
Hexachloro-1,3-butadiene	ND	ug/kg	1630	1330	125	07/21/21 11:09	07/21/21 23:27	87-68-3	
2-Hexanone	ND	ug/kg	8150	785	125	07/21/21 11:09	07/21/21 23:27	591-78-6	
Isopropylbenzene (Cumene)	**8310**	ug/kg	815	277	125	07/21/21 11:09	07/21/21 23:27	98-82-8	
p-Isopropyltoluene	**7490**	ug/kg	815	401	125	07/21/21 11:09	07/21/21 23:27	99-87-6	
Methylene Chloride	ND	ug/kg	3260	2230	125	07/21/21 11:09	07/21/21 23:27	75-09-2	IK
4-Methyl-2-pentanone (MIBK)	**6660J**	ug/kg	8150	785	125	07/21/21 11:09	07/21/21 23:27	108-10-1	
Methyl-tert-butyl ether	ND	ug/kg	815	305	125	07/21/21 11:09	07/21/21 23:27	1634-04-4	v2
Naphthalene	**22700**	ug/kg	815	428	125	07/21/21 11:09	07/21/21 23:27	91-20-3	
n-Propylbenzene	**31800**	ug/kg	815	290	125	07/21/21 11:09	07/21/21 23:27	103-65-1	
Styrene	**4520**	ug/kg	815	215	125	07/21/21 11:09	07/21/21 23:27	100-42-5	
1,1,1,2-Tetrachloroethane	ND	ug/kg	815	313	125	07/21/21 11:09	07/21/21 23:27	630-20-6	
1,1,2,2-Tetrachloroethane	ND	ug/kg	815	215	125	07/21/21 11:09	07/21/21 23:27	79-34-5	
Tetrachloroethene	ND	ug/kg	815	257	125	07/21/21 11:09	07/21/21 23:27	127-18-4	
Toluene	**343000**	ug/kg	815	231	125	07/21/21 11:09	07/21/21 23:27	108-88-3	M1
1,2,3-Trichlorobenzene	ND	ug/kg	815	658	125	07/21/21 11:09	07/21/21 23:27	87-61-6	
1,2,4-Trichlorobenzene	ND	ug/kg	815	684	125	07/21/21 11:09	07/21/21 23:27	120-82-1	
1,1,1-Trichloroethane	ND	ug/kg	815	424	125	07/21/21 11:09	07/21/21 23:27	71-55-6	
1,1,2-Trichloroethane	ND	ug/kg	815	270	125	07/21/21 11:09	07/21/21 23:27	79-00-5	
Trichloroethene	ND	ug/kg	815	210	125	07/21/21 11:09	07/21/21 23:27	79-01-6	
Trichlorofluoromethane	ND	ug/kg	815	448	125	07/21/21 11:09	07/21/21 23:27	75-69-4	
1,2,3-Trichloropropane	ND	ug/kg	815	412	125	07/21/21 11:09	07/21/21 23:27	96-18-4	
1,2,4-Trimethylbenzene	**175000**	ug/kg	815	223	125	07/21/21 11:09	07/21/21 23:27	95-63-6	
1,3,5-Trimethylbenzene	**51100**	ug/kg	815	274	125	07/21/21 11:09	07/21/21 23:27	108-67-8	
Vinyl acetate	ND	ug/kg	8150	593	125	07/21/21 11:09	07/21/21 23:27	108-05-4	v2
Vinyl chloride	ND	ug/kg	1630	414	125	07/21/21 11:09	07/21/21 23:27	75-01-4	
Xylene (Total)	**558000**	ug/kg	1630	464	125	07/21/21 11:09	07/21/21 23:27	1330-20-7	MS
m&p-Xylene	**395000**	ug/kg	1630	557	125	07/21/21 11:09	07/21/21 23:27	179601-23-1	M1
o-Xylene	**162000**	ug/kg	815	360	125	07/21/21 11:09	07/21/21 23:27	95-47-6	M1
Surrogates									
Toluene-d8 (S)	98	%	70-130		125	07/21/21 11:09	07/21/21 23:27	2037-26-5	
4-Bromofluorobenzene (S)	105	%	69-134		125	07/21/21 11:09	07/21/21 23:27	460-00-4	
1,2-Dichloroethane-d4 (S)	98	%	70-130		125	07/21/21 11:09	07/21/21 23:27	17060-07-0	
Percent Moisture	Analytical Method: SW-846 Pace Analytical Services - Charlotte								
Percent Moisture	**14.4**	%	0.10	0.10	1		07/16/21 16:24		N2

REPORT OF LABORATORY ANALYSIS

This report shall not be reproduced, except in full,
without the written consent of Pace Analytical Services, LLC.

Pace Analytical Services, LLC
9800 Kincey Ave. Suite 100
Huntersville, NC 28078
(704)875-9092

ANALYTICAL RESULTS

Project: CPC Huntersville/CPC 21018
Pace Project No.: 92550103

Sample: AA00 36-38 **Lab ID: 92550103005** Collected: 07/14/21 15:55 Received: 07/16/21 13:00 Matrix: Solid

Results reported on a "dry weight" basis and are adjusted for percent moisture, sample size and any dilutions.

Parameters	Results	Units	Report Limit	MDL	DF	Prepared	Analyzed	CAS No.	Qual
VPH NC Soil	Analytical Method: MADEP VPH Preparation Method: MADEP VPH Pace Analytical Services - Charlotte								
Total VPH (C5-C12)	**8.1**	mg/kg	3.4	3.4	1	07/22/21 14:18	07/22/21 19:39		N2
Aliphatic (C05-C08)	**5.7**	mg/kg	3.4	3.4	1	07/22/21 14:18	07/22/21 19:39		N2
Aliphatic(C09-C12) Adjusted	ND	mg/kg	3.4	3.4	1	07/22/21 14:18	07/22/21 19:39		N2
Aromatic (C09-C10)	ND	mg/kg	3.4	3.4	1	07/22/21 14:18	07/22/21 19:39		N2
Surrogates									
4-Bromofluorobenzene (FID) (S)	98	%	70-130		1	07/22/21 14:18	07/22/21 19:39	460-00-4	
4-Bromofluorobenzene (PID) (S)	90	%	70-130		1	07/22/21 14:18	07/22/21 19:39	460-00-4	
8260D/5035A/5030B Volatiles	Analytical Method: EPA 8260D Preparation Method: EPA 5035A/5030B Pace Analytical Services - Charlotte								
Acetone	ND	ug/kg	130	41.6	1	07/20/21 12:19	07/20/21 16:09	67-64-1	
Benzene	**97.5**	ug/kg	6.5	2.6	1	07/20/21 12:19	07/20/21 16:09	71-43-2	
Bromobenzene	ND	ug/kg	6.5	2.1	1	07/20/21 12:19	07/20/21 16:09	108-86-1	
Bromochloromethane	ND	ug/kg	6.5	1.9	1	07/20/21 12:19	07/20/21 16:09	74-97-5	
Bromodichloromethane	ND	ug/kg	6.5	2.5	1	07/20/21 12:19	07/20/21 16:09	75-27-4	
Bromoform	ND	ug/kg	6.5	2.3	1	07/20/21 12:19	07/20/21 16:09	75-25-2	
Bromomethane	ND	ug/kg	13.0	10.2	1	07/20/21 12:19	07/20/21 16:09	74-83-9	IK
2-Butanone (MEK)	ND	ug/kg	130	31.1	1	07/20/21 12:19	07/20/21 16:09	78-93-3	
n-Butylbenzene	ND	ug/kg	6.5	3.1	1	07/20/21 12:19	07/20/21 16:09	104-51-8	
sec-Butylbenzene	ND	ug/kg	6.5	2.9	1	07/20/21 12:19	07/20/21 16:09	135-98-8	
tert-Butylbenzene	ND	ug/kg	6.5	2.3	1	07/20/21 12:19	07/20/21 16:09	98-06-6	
Carbon tetrachloride	ND	ug/kg	6.5	2.4	1	07/20/21 12:19	07/20/21 16:09	56-23-5	
Chlorobenzene	ND	ug/kg	6.5	1.2	1	07/20/21 12:19	07/20/21 16:09	108-90-7	
Chloroethane	ND	ug/kg	13.0	5.0	1	07/20/21 12:19	07/20/21 16:09	75-00-3	IH,L1
Chloroform	ND	ug/kg	6.5	3.9	1	07/20/21 12:19	07/20/21 16:09	67-66-3	
Chloromethane	ND	ug/kg	13.0	5.4	1	07/20/21 12:19	07/20/21 16:09	74-87-3	L1
2-Chlorotoluene	ND	ug/kg	6.5	2.3	1	07/20/21 12:19	07/20/21 16:09	95-49-8	
4-Chlorotoluene	ND	ug/kg	6.5	1.1	1	07/20/21 12:19	07/20/21 16:09	106-43-4	
1,2-Dibromo-3-chloropropane	ND	ug/kg	6.5	2.5	1	07/20/21 12:19	07/20/21 16:09	96-12-8	
Dibromochloromethane	ND	ug/kg	6.5	3.6	1	07/20/21 12:19	07/20/21 16:09	124-48-1	
1,2-Dibromoethane (EDB)	ND	ug/kg	6.5	2.9	1	07/20/21 12:19	07/20/21 16:09	106-93-4	
Dibromomethane	ND	ug/kg	6.5	1.4	1	07/20/21 12:19	07/20/21 16:09	74-95-3	
1,2-Dichlorobenzene	ND	ug/kg	6.5	2.3	1	07/20/21 12:19	07/20/21 16:09	95-50-1	
1,3-Dichlorobenzene	ND	ug/kg	6.5	2.0	1	07/20/21 12:19	07/20/21 16:09	541-73-1	
1,4-Dichlorobenzene	ND	ug/kg	6.5	1.7	1	07/20/21 12:19	07/20/21 16:09	106-46-7	
Dichlorodifluoromethane	ND	ug/kg	13.0	2.8	1	07/20/21 12:19	07/20/21 16:09	75-71-8	
1,1-Dichloroethane	ND	ug/kg	6.5	2.7	1	07/20/21 12:19	07/20/21 16:09	75-34-3	
1,2-Dichloroethane	ND	ug/kg	6.5	4.3	1	07/20/21 12:19	07/20/21 16:09	107-06-2	
1,1-Dichloroethene	ND	ug/kg	6.5	2.7	1	07/20/21 12:19	07/20/21 16:09	75-35-4	
cis-1,2-Dichloroethene	ND	ug/kg	6.5	2.2	1	07/20/21 12:19	07/20/21 16:09	156-59-2	
trans-1,2-Dichloroethene	ND	ug/kg	6.5	2.3	1	07/20/21 12:19	07/20/21 16:09	156-60-5	
1,2-Dichloropropane	ND	ug/kg	6.5	1.9	1	07/20/21 12:19	07/20/21 16:09	78-87-5	
1,3-Dichloropropane	ND	ug/kg	6.5	2.0	1	07/20/21 12:19	07/20/21 16:09	142-28-9	
2,2-Dichloropropane	ND	ug/kg	6.5	2.1	1	07/20/21 12:19	07/20/21 16:09	594-20-7	

REPORT OF LABORATORY ANALYSIS

This report shall not be reproduced, except in full,
without the written consent of Pace Analytical Services, LLC.

Pace Analytical Services, LLC
9800 Kincey Ave. Suite 100
Huntersville, NC 28078
(704)875-9092

ANALYTICAL RESULTS

Project: CPC Huntersville/CPC 21018
Pace Project No.: 92550103

Sample: AA00 36-38 **Lab ID: 92550103005** Collected: 07/14/21 15:55 Received: 07/16/21 13:00 Matrix: Solid

Results reported on a "dry weight" basis and are adjusted for percent moisture, sample size and any dilutions.

Parameters	Results	Units	Report Limit	MDL	DF	Prepared	Analyzed	CAS No.	Qual
8260D/5035A/5030B Volatiles	Analytical Method: EPA 8260D Preparation Method: EPA 5035A/5030B Pace Analytical Services - Charlotte								
1,1-Dichloropropene	ND	ug/kg	6.5	3.1	1	07/20/21 12:19	07/20/21 16:09	563-58-6	
cis-1,3-Dichloropropene	ND	ug/kg	6.5	1.8	1	07/20/21 12:19	07/20/21 16:09	10061-01-5	
trans-1,3-Dichloropropene	ND	ug/kg	6.5	2.2	1	07/20/21 12:19	07/20/21 16:09	10061-02-6	
Diisopropyl ether	**33.7**	ug/kg	6.5	1.8	1	07/20/21 12:19	07/20/21 16:09	108-20-3	
Ethylbenzene	**27.6**	ug/kg	6.5	3.0	1	07/20/21 12:19	07/20/21 16:09	100-41-4	
Hexachloro-1,3-butadiene	ND	ug/kg	13.0	10.6	1	07/20/21 12:19	07/20/21 16:09	87-68-3	
2-Hexanone	ND	ug/kg	64.9	6.3	1	07/20/21 12:19	07/20/21 16:09	591-78-6	
Isopropylbenzene (Cumene)	ND	ug/kg	6.5	2.2	1	07/20/21 12:19	07/20/21 16:09	98-82-8	
p-Isopropyltoluene	ND	ug/kg	6.5	3.2	1	07/20/21 12:19	07/20/21 16:09	99-87-6	
Methylene Chloride	ND	ug/kg	25.9	17.8	1	07/20/21 12:19	07/20/21 16:09	75-09-2	IK
4-Methyl-2-pentanone (MIBK)	ND	ug/kg	64.9	6.3	1	07/20/21 12:19	07/20/21 16:09	108-10-1	
Methyl-tert-butyl ether	ND	ug/kg	6.5	2.4	1	07/20/21 12:19	07/20/21 16:09	1634-04-4	
Naphthalene	**31.4**	ug/kg	6.5	3.4	1	07/20/21 12:19	07/20/21 16:09	91-20-3	
n-Propylbenzene	ND	ug/kg	6.5	2.3	1	07/20/21 12:19	07/20/21 16:09	103-65-1	
Styrene	ND	ug/kg	6.5	1.7	1	07/20/21 12:19	07/20/21 16:09	100-42-5	
1,1,1,2-Tetrachloroethane	ND	ug/kg	6.5	2.5	1	07/20/21 12:19	07/20/21 16:09	630-20-6	
1,1,2,2-Tetrachloroethane	ND	ug/kg	6.5	1.7	1	07/20/21 12:19	07/20/21 16:09	79-34-5	
Tetrachloroethene	ND	ug/kg	6.5	2.0	1	07/20/21 12:19	07/20/21 16:09	127-18-4	
Toluene	**280**	ug/kg	6.5	1.8	1	07/20/21 12:19	07/20/21 16:09	108-88-3	
1,2,3-Trichlorobenzene	ND	ug/kg	6.5	5.2	1	07/20/21 12:19	07/20/21 16:09	87-61-6	
1,2,4-Trichlorobenzene	ND	ug/kg	6.5	5.4	1	07/20/21 12:19	07/20/21 16:09	120-82-1	
1,1,1-Trichloroethane	ND	ug/kg	6.5	3.4	1	07/20/21 12:19	07/20/21 16:09	71-55-6	
1,1,2-Trichloroethane	ND	ug/kg	6.5	2.2	1	07/20/21 12:19	07/20/21 16:09	79-00-5	
Trichloroethene	ND	ug/kg	6.5	1.7	1	07/20/21 12:19	07/20/21 16:09	79-01-6	
Trichlorofluoromethane	ND	ug/kg	6.5	3.6	1	07/20/21 12:19	07/20/21 16:09	75-69-4	
1,2,3-Trichloropropane	ND	ug/kg	6.5	3.3	1	07/20/21 12:19	07/20/21 16:09	96-18-4	
1,2,4-Trimethylbenzene	**44.2**	ug/kg	6.5	1.8	1	07/20/21 12:19	07/20/21 16:09	95-63-6	
1,3,5-Trimethylbenzene	ND	ug/kg	6.5	2.2	1	07/20/21 12:19	07/20/21 16:09	108-67-8	
Vinyl acetate	ND	ug/kg	64.9	4.7	1	07/20/21 12:19	07/20/21 16:09	108-05-4	
Vinyl chloride	ND	ug/kg	13.0	3.3	1	07/20/21 12:19	07/20/21 16:09	75-01-4	
Xylene (Total)	**167**	ug/kg	13.0	3.7	1	07/20/21 12:19	07/20/21 16:09	1330-20-7	
m&p-Xylene	**106**	ug/kg	13.0	4.4	1	07/20/21 12:19	07/20/21 16:09	179601-23-1	
o-Xylene	**61.2**	ug/kg	6.5	2.9	1	07/20/21 12:19	07/20/21 16:09	95-47-6	
Surrogates									
Toluene-d8 (S)	100	%	70-130		1	07/20/21 12:19	07/20/21 16:09	2037-26-5	
4-Bromofluorobenzene (S)	96	%	69-134		1	07/20/21 12:19	07/20/21 16:09	460-00-4	
1,2-Dichloroethane-d4 (S)	102	%	70-130		1	07/20/21 12:19	07/20/21 16:09	17060-07-0	
Percent Moisture	Analytical Method: SW-846 Pace Analytical Services - Charlotte								
Percent Moisture	**17.9**	%	0.10	0.10	1		07/16/21 16:24		N2

REPORT OF LABORATORY ANALYSIS

This report shall not be reproduced, except in full,
without the written consent of Pace Analytical Services, LLC.

Pace Analytical Services, LLC
9800 Kincey Ave. Suite 100
Huntersville, NC 28078
(704)875-9092

ANALYTICAL RESULTS

Project: CPC Huntersville/CPC 21018
Pace Project No.: 92550103

Sample: AB00 30-32 **Lab ID: 92550103006** Collected: 07/14/21 17:05 Received: 07/16/21 13:00 Matrix: Solid

Results reported on a "dry weight" basis and are adjusted for percent moisture, sample size and any dilutions.

Parameters	Results	Units	Report Limit	MDL	DF	Prepared	Analyzed	CAS No.	Qual
VPH NC Soil	Analytical Method: MADEP VPH Preparation Method: MADEP VPH Pace Analytical Services - Charlotte								
Total VPH (C5-C12)	ND	mg/kg	2.8	2.8	1	07/21/21 13:12	07/21/21 21:47		N2
Aliphatic (C05-C08)	ND	mg/kg	2.8	2.8	1	07/21/21 13:12	07/21/21 21:47		N2
Aliphatic(C09-C12) Adjusted	ND	mg/kg	2.8	2.8	1	07/21/21 13:12	07/21/21 21:47		N2
Aromatic (C09-C10)	ND	mg/kg	2.8	2.8	1	07/21/21 13:12	07/21/21 21:47		N2
Surrogates									
4-Bromofluorobenzene (FID) (S)	95	%	70-130		1	07/21/21 13:12	07/21/21 21:47	460-00-4	
4-Bromofluorobenzene (PID) (S)	86	%	70-130		1	07/21/21 13:12	07/21/21 21:47	460-00-4	
8260D/5035A/5030B Volatiles	Analytical Method: EPA 8260D Preparation Method: EPA 5035A/5030B Pace Analytical Services - Charlotte								
Acetone	ND	ug/kg	118	37.8	1	07/20/21 12:19	07/20/21 16:27	67-64-1	
Benzene	**19.5**	ug/kg	5.9	2.3	1	07/20/21 12:19	07/20/21 16:27	71-43-2	
Bromobenzene	ND	ug/kg	5.9	1.9	1	07/20/21 12:19	07/20/21 16:27	108-86-1	
Bromochloromethane	ND	ug/kg	5.9	1.7	1	07/20/21 12:19	07/20/21 16:27	74-97-5	
Bromodichloromethane	ND	ug/kg	5.9	2.3	1	07/20/21 12:19	07/20/21 16:27	75-27-4	
Bromoform	ND	ug/kg	5.9	2.1	1	07/20/21 12:19	07/20/21 16:27	75-25-2	
Bromomethane	ND	ug/kg	11.8	9.3	1	07/20/21 12:19	07/20/21 16:27	74-83-9	IK
2-Butanone (MEK)	ND	ug/kg	118	28.3	1	07/20/21 12:19	07/20/21 16:27	78-93-3	
n-Butylbenzene	ND	ug/kg	5.9	2.8	1	07/20/21 12:19	07/20/21 16:27	104-51-8	
sec-Butylbenzene	ND	ug/kg	5.9	2.6	1	07/20/21 12:19	07/20/21 16:27	135-98-8	
tert-Butylbenzene	ND	ug/kg	5.9	2.1	1	07/20/21 12:19	07/20/21 16:27	98-06-6	
Carbon tetrachloride	ND	ug/kg	5.9	2.2	1	07/20/21 12:19	07/20/21 16:27	56-23-5	
Chlorobenzene	ND	ug/kg	5.9	1.1	1	07/20/21 12:19	07/20/21 16:27	108-90-7	
Chloroethane	ND	ug/kg	11.8	4.5	1	07/20/21 12:19	07/20/21 16:27	75-00-3	IH,L1
Chloroform	ND	ug/kg	5.9	3.6	1	07/20/21 12:19	07/20/21 16:27	67-66-3	
Chloromethane	ND	ug/kg	11.8	4.9	1	07/20/21 12:19	07/20/21 16:27	74-87-3	L1
2-Chlorotoluene	ND	ug/kg	5.9	2.1	1	07/20/21 12:19	07/20/21 16:27	95-49-8	
4-Chlorotoluene	ND	ug/kg	5.9	1.0	1	07/20/21 12:19	07/20/21 16:27	106-43-4	
1,2-Dibromo-3-chloropropane	ND	ug/kg	5.9	2.3	1	07/20/21 12:19	07/20/21 16:27	96-12-8	
Dibromochloromethane	ND	ug/kg	5.9	3.3	1	07/20/21 12:19	07/20/21 16:27	124-48-1	
1,2-Dibromoethane (EDB)	ND	ug/kg	5.9	2.6	1	07/20/21 12:19	07/20/21 16:27	106-93-4	
Dibromomethane	ND	ug/kg	5.9	1.3	1	07/20/21 12:19	07/20/21 16:27	74-95-3	
1,2-Dichlorobenzene	ND	ug/kg	5.9	2.1	1	07/20/21 12:19	07/20/21 16:27	95-50-1	
1,3-Dichlorobenzene	ND	ug/kg	5.9	1.8	1	07/20/21 12:19	07/20/21 16:27	541-73-1	
1,4-Dichlorobenzene	ND	ug/kg	5.9	1.5	1	07/20/21 12:19	07/20/21 16:27	106-46-7	
Dichlorodifluoromethane	ND	ug/kg	11.8	2.6	1	07/20/21 12:19	07/20/21 16:27	75-71-8	
1,1-Dichloroethane	ND	ug/kg	5.9	2.4	1	07/20/21 12:19	07/20/21 16:27	75-34-3	
1,2-Dichloroethane	ND	ug/kg	5.9	3.9	1	07/20/21 12:19	07/20/21 16:27	107-06-2	
1,1-Dichloroethene	ND	ug/kg	5.9	2.4	1	07/20/21 12:19	07/20/21 16:27	75-35-4	
cis-1,2-Dichloroethene	ND	ug/kg	5.9	2.0	1	07/20/21 12:19	07/20/21 16:27	156-59-2	
trans-1,2-Dichloroethene	ND	ug/kg	5.9	2.1	1	07/20/21 12:19	07/20/21 16:27	156-60-5	
1,2-Dichloropropane	ND	ug/kg	5.9	1.8	1	07/20/21 12:19	07/20/21 16:27	78-87-5	
1,3-Dichloropropane	ND	ug/kg	5.9	1.8	1	07/20/21 12:19	07/20/21 16:27	142-28-9	
2,2-Dichloropropane	ND	ug/kg	5.9	1.9	1	07/20/21 12:19	07/20/21 16:27	594-20-7	

REPORT OF LABORATORY ANALYSIS

This report shall not be reproduced, except in full,
without the written consent of Pace Analytical Services, LLC.

Pace Analytical Services, LLC
9800 Kincey Ave. Suite 100
Huntersville, NC 28078
(704)875-9092

ANALYTICAL RESULTS

Project: CPC Huntersville/CPC 21018
Pace Project No.: 92550103

Sample: AB00 30-32 **Lab ID: 92550103006** Collected: 07/14/21 17:05 Received: 07/16/21 13:00 Matrix: Solid

Results reported on a "dry weight" basis and are adjusted for percent moisture, sample size and any dilutions.

Parameters	Results	Units	Report Limit	MDL	DF	Prepared	Analyzed	CAS No.	Qual
8260D/5035A/5030B Volatiles	Analytical Method: EPA 8260D Preparation Method: EPA 5035A/5030B Pace Analytical Services - Charlotte								
1,1-Dichloropropene	ND	ug/kg	5.9	2.8	1	07/20/21 12:19	07/20/21 16:27	563-58-6	
cis-1,3-Dichloropropene	ND	ug/kg	5.9	1.6	1	07/20/21 12:19	07/20/21 16:27	10061-01-5	
trans-1,3-Dichloropropene	ND	ug/kg	5.9	2.0	1	07/20/21 12:19	07/20/21 16:27	10061-02-6	
Diisopropyl ether	**5.2J**	ug/kg	5.9	1.6	1	07/20/21 12:19	07/20/21 16:27	108-20-3	
Ethylbenzene	ND	ug/kg	5.9	2.7	1	07/20/21 12:19	07/20/21 16:27	100-41-4	
Hexachloro-1,3-butadiene	ND	ug/kg	11.8	9.6	1	07/20/21 12:19	07/20/21 16:27	87-68-3	
2-Hexanone	ND	ug/kg	58.9	5.7	1	07/20/21 12:19	07/20/21 16:27	591-78-6	
Isopropylbenzene (Cumene)	ND	ug/kg	5.9	2.0	1	07/20/21 12:19	07/20/21 16:27	98-82-8	
p-Isopropyltoluene	ND	ug/kg	5.9	2.9	1	07/20/21 12:19	07/20/21 16:27	99-87-6	
Methylene Chloride	ND	ug/kg	23.6	16.1	1	07/20/21 12:19	07/20/21 16:27	75-09-2	IK
4-Methyl-2-pentanone (MIBK)	ND	ug/kg	58.9	5.7	1	07/20/21 12:19	07/20/21 16:27	108-10-1	
Methyl-tert-butyl ether	ND	ug/kg	5.9	2.2	1	07/20/21 12:19	07/20/21 16:27	1634-04-4	
Naphthalene	ND	ug/kg	5.9	3.1	1	07/20/21 12:19	07/20/21 16:27	91-20-3	
n-Propylbenzene	ND	ug/kg	5.9	2.1	1	07/20/21 12:19	07/20/21 16:27	103-65-1	
Styrene	ND	ug/kg	5.9	1.6	1	07/20/21 12:19	07/20/21 16:27	100-42-5	
1,1,1,2-Tetrachloroethane	ND	ug/kg	5.9	2.3	1	07/20/21 12:19	07/20/21 16:27	630-20-6	
1,1,2,2-Tetrachloroethane	ND	ug/kg	5.9	1.6	1	07/20/21 12:19	07/20/21 16:27	79-34-5	
Tetrachloroethene	ND	ug/kg	5.9	1.9	1	07/20/21 12:19	07/20/21 16:27	127-18-4	
Toluene	**61.0**	ug/kg	5.9	1.7	1	07/20/21 12:19	07/20/21 16:27	108-88-3	
1,2,3-Trichlorobenzene	ND	ug/kg	5.9	4.8	1	07/20/21 12:19	07/20/21 16:27	87-61-6	
1,2,4-Trichlorobenzene	ND	ug/kg	5.9	4.9	1	07/20/21 12:19	07/20/21 16:27	120-82-1	
1,1,1-Trichloroethane	ND	ug/kg	5.9	3.1	1	07/20/21 12:19	07/20/21 16:27	71-55-6	
1,1,2-Trichloroethane	ND	ug/kg	5.9	2.0	1	07/20/21 12:19	07/20/21 16:27	79-00-5	
Trichloroethene	ND	ug/kg	5.9	1.5	1	07/20/21 12:19	07/20/21 16:27	79-01-6	
Trichlorofluoromethane	ND	ug/kg	5.9	3.2	1	07/20/21 12:19	07/20/21 16:27	75-69-4	
1,2,3-Trichloropropane	ND	ug/kg	5.9	3.0	1	07/20/21 12:19	07/20/21 16:27	96-18-4	
1,2,4-Trimethylbenzene	**8.8**	ug/kg	5.9	1.6	1	07/20/21 12:19	07/20/21 16:27	95-63-6	
1,3,5-Trimethylbenzene	ND	ug/kg	5.9	2.0	1	07/20/21 12:19	07/20/21 16:27	108-67-8	
Vinyl acetate	ND	ug/kg	58.9	4.3	1	07/20/21 12:19	07/20/21 16:27	108-05-4	
Vinyl chloride	ND	ug/kg	11.8	3.0	1	07/20/21 12:19	07/20/21 16:27	75-01-4	
Xylene (Total)	**31.3**	ug/kg	11.8	3.4	1	07/20/21 12:19	07/20/21 16:27	1330-20-7	
m&p-Xylene	**19.8**	ug/kg	11.8	4.0	1	07/20/21 12:19	07/20/21 16:27	179601-23-1	
o-Xylene	**11.4**	ug/kg	5.9	2.6	1	07/20/21 12:19	07/20/21 16:27	95-47-6	
Surrogates									
Toluene-d8 (S)	99	%	70-130		1	07/20/21 12:19	07/20/21 16:27	2037-26-5	
4-Bromofluorobenzene (S)	97	%	69-134		1	07/20/21 12:19	07/20/21 16:27	460-00-4	
1,2-Dichloroethane-d4 (S)	97	%	70-130		1	07/20/21 12:19	07/20/21 16:27	17060-07-0	
Percent Moisture	Analytical Method: SW-846 Pace Analytical Services - Charlotte								
Percent Moisture	**12.2**	%	0.10	0.10	1		07/16/21 16:24		N2

REPORT OF LABORATORY ANALYSIS

This report shall not be reproduced, except in full,
without the written consent of Pace Analytical Services, LLC.

Pace Analytical Services, LLC
9800 Kincey Ave. Suite 100
Huntersville, NC 28078
(704)875-9092

QUALITY CONTROL DATA

Project: CPC Huntersville/CPC 21018
Pace Project No.: 92550103

QC Batch: 634625
QC Batch Method: MADEP VPH
Analysis Method: MADEP VPH
Analysis Description: VPH NC Soil
Laboratory: Pace Analytical Services - Charlotte
Associated Lab Samples: 92550103002

METHOD BLANK: 3332873 Matrix: Solid
Associated Lab Samples: 92550103002

Parameter	Units	Blank Result	Reporting Limit	MDL	Analyzed	Qualifiers
Aliphatic (C05-C08)	mg/kg	ND	2.5	2.5	07/20/21 18:14	N2
Aromatic (C09-C10)	mg/kg	ND	2.5	2.5	07/20/21 18:14	N2
4-Bromofluorobenzene (FID) (S)	%	96	70-130		07/20/21 18:14	
4-Bromofluorobenzene (PID) (S)	%	89	70-130		07/20/21 18:14	

LABORATORY CONTROL SAMPLE & LCSD: 3332874 3332875

Parameter	Units	Spike Conc.	LCS Result	LCSD Result	LCS % Rec	LCSD % Rec	% Rec Limits	RPD	Max RPD	Qualifiers
Aliphatic (C05-C08)	mg/kg	15.1	16.5	15.1	109	100	70-130	9	25	N2
Aromatic (C09-C10)	mg/kg	5	4.9	5.4	97	107	70-130	10	25	N2
4-Bromofluorobenzene (FID) (S)	%				97	103	70-130			
4-Bromofluorobenzene (PID) (S)	%				86	92	70-130			

Results presented on this page are in the units indicated by the "Units" column except where an alternate unit is presented to the right of the result.

REPORT OF LABORATORY ANALYSIS

This report shall not be reproduced, except in full,
without the written consent of Pace Analytical Services, LLC.

Pace Analytical Services, LLC
9800 Kincey Ave. Suite 100
Huntersville, NC 28078
(704)875-9092

QUALITY CONTROL DATA

Project: CPC Huntersville/CPC 21018
Pace Project No.: 92550103

QC Batch: 634904 Analysis Method: MADEP VPH
QC Batch Method: MADEP VPH Analysis Description: VPH NC Soil
Laboratory: Pace Analytical Services - Charlotte
Associated Lab Samples: 92550103001, 92550103003, 92550103004, 92550103006

METHOD BLANK: 3334052 Matrix: Solid
Associated Lab Samples: 92550103001, 92550103003, 92550103004, 92550103006

Parameter	Units	Blank Result	Reporting Limit	MDL	Analyzed	Qualifiers
Aliphatic (C05-C08)	mg/kg	ND	2.5	2.5	07/21/21 18:56	N2
Aromatic (C09-C10)	mg/kg	ND	2.5	2.5	07/21/21 18:56	N2
4-Bromofluorobenzene (FID) (S)	%	99	70-130		07/21/21 18:56	
4-Bromofluorobenzene (PID) (S)	%	90	70-130		07/21/21 18:56	

LABORATORY CONTROL SAMPLE & LCSD: 3334053 3334054

Parameter	Units	Spike Conc.	LCS Result	LCSD Result	LCS % Rec	LCSD % Rec	% Rec Limits	RPD	Max RPD	Qualifiers
Aliphatic (C05-C08)	mg/kg	15	13.5	13.0	90	86	70-130	4	25	N2
Aromatic (C09-C10)	mg/kg	5	5.1	5.1	103	101	70-130	2	25	N2
4-Bromofluorobenzene (FID) (S)	%				100	99	70-130			
4-Bromofluorobenzene (PID) (S)	%				89	88	70-130			

Results presented on this page are in the units indicated by the "Units" column except where an alternate unit is presented to the right of the result.

REPORT OF LABORATORY ANALYSIS

This report shall not be reproduced, except in full,
without the written consent of Pace Analytical Services, LLC.

Pace Analytical Services, LLC
9800 Kincey Ave. Suite 100
Huntersville, NC 28078
(704)875-9092

QUALITY CONTROL DATA

Project: CPC Huntersville/CPC 21018
Pace Project No.: 92550103

QC Batch: 635298
QC Batch Method: MADEP VPH
Analysis Method: MADEP VPH
Analysis Description: VPH NC Soil
Laboratory: Pace Analytical Services - Charlotte
Associated Lab Samples: 92550103005

METHOD BLANK: 3336085 Matrix: Solid
Associated Lab Samples: 92550103005

Parameter	Units	Blank Result	Reporting Limit	MDL	Analyzed	Qualifiers
Aliphatic (C05-C08)	mg/kg	ND	2.5	2.5	07/22/21 18:43	N2
Aromatic (C09-C10)	mg/kg	ND	2.5	2.5	07/22/21 18:43	N2
4-Bromofluorobenzene (FID) (S)	%	98	70-130		07/22/21 18:43	
4-Bromofluorobenzene (PID) (S)	%	90	70-130		07/22/21 18:43	

LABORATORY CONTROL SAMPLE & LCSD: 3336086 3336087

Parameter	Units	Spike Conc.	LCS Result	LCSD Result	LCS % Rec	LCSD % Rec	% Rec Limits	RPD	Max RPD	Qualifiers
Aliphatic (C05-C08)	mg/kg	15	14.4	12.8	96	86	70-130	11	25	N2
Aromatic (C09-C10)	mg/kg	5	5.1	4.8	102	95	70-130	7	25	N2
4-Bromofluorobenzene (FID) (S)	%				97	99	70-130			
4-Bromofluorobenzene (PID) (S)	%				86	88	70-130			

Results presented on this page are in the units indicated by the "Units" column except where an alternate unit is presented to the right of the result.

REPORT OF LABORATORY ANALYSIS

This report shall not be reproduced, except in full,
without the written consent of Pace Analytical Services, LLC.

Pace Analytical Services, LLC
9800 Kincey Ave. Suite 100
Huntersville, NC 28078
(704)875-9092

QUALITY CONTROL DATA

Project: CPC Huntersville/CPC 21018
Pace Project No.: 92550103

QC Batch: 634547
QC Batch Method: EPA 5035A/5030B
Analysis Method: EPA 8260D
Analysis Description: 8260D 5035A 5030B
Laboratory: Pace Analytical Services - Charlotte
Associated Lab Samples: 92550103002, 92550103003, 92550103005, 92550103006

METHOD BLANK: 3332336 Matrix: Solid
Associated Lab Samples: 92550103002, 92550103003, 92550103005, 92550103006

Parameter	Units	Blank Result	Reporting Limit	MDL	Analyzed	Qualifiers
1,1,1,2-Tetrachloroethane	ug/kg	ND	5.0	1.9	07/20/21 13:15	
1,1,1-Trichloroethane	ug/kg	ND	5.0	2.6	07/20/21 13:15	
1,1,2,2-Tetrachloroethane	ug/kg	ND	5.0	1.3	07/20/21 13:15	
1,1,2-Trichloroethane	ug/kg	ND	5.0	1.7	07/20/21 13:15	
1,1-Dichloroethane	ug/kg	ND	5.0	2.1	07/20/21 13:15	
1,1-Dichloroethene	ug/kg	ND	5.0	2.1	07/20/21 13:15	
1,1-Dichloropropene	ug/kg	ND	5.0	2.4	07/20/21 13:15	
1,2,3-Trichlorobenzene	ug/kg	ND	5.0	4.0	07/20/21 13:15	
1,2,3-Trichloropropane	ug/kg	ND	5.0	2.5	07/20/21 13:15	
1,2,4-Trichlorobenzene	ug/kg	ND	5.0	4.2	07/20/21 13:15	
1,2,4-Trimethylbenzene	ug/kg	ND	5.0	1.4	07/20/21 13:15	
1,2-Dibromo-3-chloropropane	ug/kg	ND	5.0	1.9	07/20/21 13:15	
1,2-Dibromoethane (EDB)	ug/kg	ND	5.0	2.2	07/20/21 13:15	
1,2-Dichlorobenzene	ug/kg	ND	5.0	1.8	07/20/21 13:15	
1,2-Dichloroethane	ug/kg	ND	5.0	3.3	07/20/21 13:15	
1,2-Dichloropropane	ug/kg	ND	5.0	1.5	07/20/21 13:15	
1,3,5-Trimethylbenzene	ug/kg	ND	5.0	1.7	07/20/21 13:15	
1,3-Dichlorobenzene	ug/kg	ND	5.0	1.6	07/20/21 13:15	
1,3-Dichloropropane	ug/kg	ND	5.0	1.6	07/20/21 13:15	
1,4-Dichlorobenzene	ug/kg	ND	5.0	1.3	07/20/21 13:15	
2,2-Dichloropropane	ug/kg	ND	5.0	1.6	07/20/21 13:15	
2-Butanone (MEK)	ug/kg	ND	100	24.0	07/20/21 13:15	
2-Chlorotoluene	ug/kg	ND	5.0	1.8	07/20/21 13:15	
2-Hexanone	ug/kg	ND	50.0	4.8	07/20/21 13:15	
4-Chlorotoluene	ug/kg	ND	5.0	0.88	07/20/21 13:15	
4-Methyl-2-pentanone (MIBK)	ug/kg	ND	50.0	4.8	07/20/21 13:15	
Acetone	ug/kg	ND	100	32.1	07/20/21 13:15	
Benzene	ug/kg	ND	5.0	2.0	07/20/21 13:15	
Bromobenzene	ug/kg	ND	5.0	1.6	07/20/21 13:15	
Bromochloromethane	ug/kg	ND	5.0	1.5	07/20/21 13:15	
Bromodichloromethane	ug/kg	ND	5.0	1.9	07/20/21 13:15	
Bromoform	ug/kg	ND	5.0	1.8	07/20/21 13:15	
Bromomethane	ug/kg	ND	10.0	7.9	07/20/21 13:15	IK
Carbon tetrachloride	ug/kg	ND	5.0	1.9	07/20/21 13:15	
Chlorobenzene	ug/kg	ND	5.0	0.96	07/20/21 13:15	
Chloroethane	ug/kg	ND	10.0	3.9	07/20/21 13:15	IH
Chloroform	ug/kg	ND	5.0	3.0	07/20/21 13:15	
Chloromethane	ug/kg	ND	10.0	4.2	07/20/21 13:15	
cis-1,2-Dichloroethene	ug/kg	ND	5.0	1.7	07/20/21 13:15	
cis-1,3-Dichloropropene	ug/kg	ND	5.0	1.4	07/20/21 13:15	

Results presented on this page are in the units indicated by the "Units" column except where an alternate unit is presented to the right of the result.

REPORT OF LABORATORY ANALYSIS

This report shall not be reproduced, except in full,
without the written consent of Pace Analytical Services, LLC.

Pace Analytical Services, LLC
9800 Kincey Ave. Suite 100
Huntersville, NC 28078
(704)875-9092

QUALITY CONTROL DATA

Project: CPC Huntersville/CPC 21018
Pace Project No.: 92550103

METHOD BLANK: 3332336 Matrix: Solid
Associated Lab Samples: 92550103002, 92550103003, 92550103005, 92550103006

Parameter	Units	Blank Result	Reporting Limit	MDL	Analyzed	Qualifiers
Dibromochloromethane	ug/kg	ND	5.0	2.8	07/20/21 13:15	
Dibromomethane	ug/kg	ND	5.0	1.1	07/20/21 13:15	
Dichlorodifluoromethane	ug/kg	ND	10.0	2.2	07/20/21 13:15	
Diisopropyl ether	ug/kg	ND	5.0	1.4	07/20/21 13:15	
Ethylbenzene	ug/kg	ND	5.0	2.3	07/20/21 13:15	
Hexachloro-1,3-butadiene	ug/kg	ND	10.0	8.2	07/20/21 13:15	
Isopropylbenzene (Cumene)	ug/kg	ND	5.0	1.7	07/20/21 13:15	
m&p-Xylene	ug/kg	ND	10.0	3.4	07/20/21 13:15	
Methyl-tert-butyl ether	ug/kg	ND	5.0	1.9	07/20/21 13:15	
Methylene Chloride	ug/kg	ND	20.0	13.7	07/20/21 13:15	IK
n-Butylbenzene	ug/kg	ND	5.0	2.4	07/20/21 13:15	
n-Propylbenzene	ug/kg	ND	5.0	1.8	07/20/21 13:15	
Naphthalene	ug/kg	ND	5.0	2.6	07/20/21 13:15	
o-Xylene	ug/kg	ND	5.0	2.2	07/20/21 13:15	
p-Isopropyltoluene	ug/kg	ND	5.0	2.5	07/20/21 13:15	
sec-Butylbenzene	ug/kg	ND	5.0	2.2	07/20/21 13:15	
Styrene	ug/kg	ND	5.0	1.3	07/20/21 13:15	
tert-Butylbenzene	ug/kg	ND	5.0	1.8	07/20/21 13:15	
Tetrachloroethene	ug/kg	ND	5.0	1.6	07/20/21 13:15	
Toluene	ug/kg	ND	5.0	1.4	07/20/21 13:15	
trans-1,2-Dichloroethene	ug/kg	ND	5.0	1.8	07/20/21 13:15	
trans-1,3-Dichloropropene	ug/kg	ND	5.0	1.7	07/20/21 13:15	
Trichloroethene	ug/kg	ND	5.0	1.3	07/20/21 13:15	
Trichlorofluoromethane	ug/kg	ND	5.0	2.8	07/20/21 13:15	
Vinyl acetate	ug/kg	ND	50.0	3.6	07/20/21 13:15	
Vinyl chloride	ug/kg	ND	10.0	2.5	07/20/21 13:15	
Xylene (Total)	ug/kg	ND	10.0	2.8	07/20/21 13:15	
1,2-Dichloroethane-d4 (S)	%	105	70-130		07/20/21 13:15	
4-Bromofluorobenzene (S)	%	96	69-134		07/20/21 13:15	
Toluene-d8 (S)	%	100	70-130		07/20/21 13:15	

LABORATORY CONTROL SAMPLE: 3332337

Parameter	Units	Spike Conc.	LCS Result	LCS % Rec	% Rec Limits	Qualifiers
1,1,1,2-Tetrachloroethane	ug/kg	1250	1330	107	70-130	
1,1,1-Trichloroethane	ug/kg	1250	1480	118	70-130	
1,1,2,2-Tetrachloroethane	ug/kg	1250	1250	100	70-130	
1,1,2-Trichloroethane	ug/kg	1250	1300	104	70-130	
1,1-Dichloroethane	ug/kg	1250	1300	104	70-130	
1,1-Dichloroethene	ug/kg	1250	1600	128	70-130	
1,1-Dichloropropene	ug/kg	1250	1260	101	70-130	
1,2,3-Trichlorobenzene	ug/kg	1250	1300	104	65-130	
1,2,3-Trichloropropane	ug/kg	1250	1250	100	70-130	
1,2,4-Trichlorobenzene	ug/kg	1250	1330	106	68-130	

Results presented on this page are in the units indicated by the "Units" column except where an alternate unit is presented to the right of the result.

REPORT OF LABORATORY ANALYSIS

This report shall not be reproduced, except in full,
without the written consent of Pace Analytical Services, LLC.

Pace Analytical Services, LLC
9800 Kincey Ave. Suite 100
Huntersville, NC 28078
(704)875-9092

QUALITY CONTROL DATA

Project: CPC Huntersville/CPC 21018
Pace Project No.: 92550103

LABORATORY CONTROL SAMPLE: 3332337

Parameter	Units	Spike Conc.	LCS Result	LCS % Rec	% Rec Limits	Qualifiers
1,2,4-Trimethylbenzene	ug/kg	1250	1290	103	70-130	
1,2-Dibromo-3-chloropropane	ug/kg	1250	1430	114	70-130	
1,2-Dibromoethane (EDB)	ug/kg	1250	1270	101	70-130	
1,2-Dichlorobenzene	ug/kg	1250	1300	104	70-130	
1,2-Dichloroethane	ug/kg	1250	1410	113	63-130	
1,2-Dichloropropane	ug/kg	1250	1270	102	70-130	
1,3,5-Trimethylbenzene	ug/kg	1250	1350	108	70-130	
1,3-Dichlorobenzene	ug/kg	1250	1300	104	70-130	
1,3-Dichloropropane	ug/kg	1250	1280	102	70-130	
1,4-Dichlorobenzene	ug/kg	1250	1480	118	70-130	
2,2-Dichloropropane	ug/kg	1250	1340	107	66-130	
2-Butanone (MEK)	ug/kg	2500	2610	104	70-130	
2-Chlorotoluene	ug/kg	1250	1280	102	70-130	
2-Hexanone	ug/kg	2500	2670	107	70-130	
4-Chlorotoluene	ug/kg	1250	1450	116	70-130	
4-Methyl-2-pentanone (MIBK)	ug/kg	2500	2530	101	70-130	
Acetone	ug/kg	2500	2920	117	69-130	
Benzene	ug/kg	1250	1280	102	70-130	
Bromobenzene	ug/kg	1250	1470	117	70-130	
Bromochloromethane	ug/kg	1250	1520	122	70-130	
Bromodichloromethane	ug/kg	1250	1360	109	69-130	
Bromoform	ug/kg	1250	1450	116	70-130	
Bromomethane	ug/kg	1250	1550	124	52-130	IK
Carbon tetrachloride	ug/kg	1250	1480	118	70-130	
Chlorobenzene	ug/kg	1250	1260	101	70-130	
Chloroethane	ug/kg	1250	1710	137	65-130	IH,L1
Chloroform	ug/kg	1250	1500	120	70-130	
Chloromethane	ug/kg	1250	1640	131	55-130	L1
cis-1,2-Dichloroethene	ug/kg	1250	1320	106	70-130	
cis-1,3-Dichloropropene	ug/kg	1250	1340	107	70-130	
Dibromochloromethane	ug/kg	1250	1330	106	70-130	
Dibromomethane	ug/kg	1250	1380	110	70-130	
Dichlorodifluoromethane	ug/kg	1250	1580	126	45-156	
Diisopropyl ether	ug/kg	1250	1200	96	70-130	
Ethylbenzene	ug/kg	1250	1440	115	70-130	
Hexachloro-1,3-butadiene	ug/kg	1250	1380	110	66-130	
Isopropylbenzene (Cumene)	ug/kg	1250	1470	117	70-130	
m&p-Xylene	ug/kg	2500	2920	117	70-130	
Methyl-tert-butyl ether	ug/kg	1250	1260	101	70-130	
Methylene Chloride	ug/kg	1250	1520	122	65-130	IK
n-Butylbenzene	ug/kg	1250	1300	104	67-130	
n-Propylbenzene	ug/kg	1250	1470	118	70-130	
Naphthalene	ug/kg	1250	1300	104	70-130	
o-Xylene	ug/kg	1250	1430	115	70-130	
p-Isopropyltoluene	ug/kg	1250	1360	108	67-130	
sec-Butylbenzene	ug/kg	1250	1290	104	69-130	
Styrene	ug/kg	1250	1420	114	70-130	

Results presented on this page are in the units indicated by the "Units" column except where an alternate unit is presented to the right of the result.

REPORT OF LABORATORY ANALYSIS

This report shall not be reproduced, except in full,
without the written consent of Pace Analytical Services, LLC.

Pace Analytical Services, LLC
9800 Kincey Ave. Suite 100
Huntersville, NC 28078
(704)875-9092

QUALITY CONTROL DATA

Project: CPC Huntersville/CPC 21018
Pace Project No.: 92550103

LABORATORY CONTROL SAMPLE: 3332337

Parameter	Units	Spike Conc.	LCS Result	LCS % Rec	% Rec Limits	Qualifiers
tert-Butylbenzene	ug/kg	1250	1370	109	67-130	
Tetrachloroethene	ug/kg	1250	1360	109	70-130	
Toluene	ug/kg	1250	1460	117	70-130	
trans-1,2-Dichloroethene	ug/kg	1250	1570	125	70-130	
trans-1,3-Dichloropropene	ug/kg	1250	1330	107	68-130	
Trichloroethene	ug/kg	1250	1320	106	70-130	
Trichlorofluoromethane	ug/kg	1250	1320	105	70-130	
Vinyl acetate	ug/kg	2500	2660	106	70-130	
Vinyl chloride	ug/kg	1250	1450	116	61-130	
Xylene (Total)	ug/kg	3750	4350	116	70-130	
1,2-Dichloroethane-d4 (S)	%			96	70-130	
4-Bromofluorobenzene (S)	%			102	69-134	
Toluene-d8 (S)	%			100	70-130	

MATRIX SPIKE SAMPLE: 3332339

Parameter	Units	92550088006 Result	Spike Conc.	MS Result	MS % Rec	% Rec Limits	Qualifiers
1,1,1,2-Tetrachloroethane	ug/kg	ND	546	561	103	70-131	
1,1,1-Trichloroethane	ug/kg	ND	546	647	119	65-133	
1,1,2,2-Tetrachloroethane	ug/kg	ND	546	492	90	66-130	
1,1,2-Trichloroethane	ug/kg	ND	546	505	92	66-133	
1,1-Dichloroethane	ug/kg	ND	546	537	98	65-130	
1,1-Dichloroethene	ug/kg	ND	546	741	136	10-158	
1,1-Dichloropropene	ug/kg	ND	546	566	104	68-133	
1,2,3-Trichlorobenzene	ug/kg	ND	546	603	110	27-138	
1,2,3-Trichloropropane	ug/kg	ND	546	466	85	67-130	
1,2,4-Trichlorobenzene	ug/kg	ND	546	646	118	51-134	
1,2,4-Trimethylbenzene	ug/kg	21.6	546	647	115	63-136	
1,2-Dibromo-3-chloropropane	ug/kg	ND	546	567	104	32-130	
1,2-Dibromoethane (EDB)	ug/kg	ND	546	533	98	70-130	
1,2-Dichlorobenzene	ug/kg	ND	546	581	106	69-130	
1,2-Dichloroethane	ug/kg	ND	546	559	102	59-130	
1,2-Dichloropropane	ug/kg	ND	546	527	96	70-130	
1,3,5-Trimethylbenzene	ug/kg	ND	546	655	120	65-137	
1,3-Dichlorobenzene	ug/kg	ND	546	588	108	70-130	
1,3-Dichloropropane	ug/kg	ND	546	532	97	70-130	
1,4-Dichlorobenzene	ug/kg	ND	546	670	123	68-130	
2,2-Dichloropropane	ug/kg	ND	546	536	98	32-130	
2-Butanone (MEK)	ug/kg	ND	1090	788	72	10-136	
2-Chlorotoluene	ug/kg	ND	546	598	109	69-141	
2-Hexanone	ug/kg	ND	1090	974	89	10-144	
4-Chlorotoluene	ug/kg	ND	546	662	121	70-132	
4-Methyl-2-pentanone (MIBK)	ug/kg	ND	1090	897	82	25-143	
Acetone	ug/kg	ND	1090	847	77	10-130	
Benzene	ug/kg	4.2J	546	568	103	67-130	

Results presented on this page are in the units indicated by the "Units" column except where an alternate unit is presented to the right of the result.

REPORT OF LABORATORY ANALYSIS

This report shall not be reproduced, except in full,
without the written consent of Pace Analytical Services, LLC.

Pace Analytical Services, LLC
9800 Kincey Ave. Suite 100
Huntersville, NC 28078
(704)875-9092

QUALITY CONTROL DATA

Project: CPC Huntersville/CPC 21018
Pace Project No.: 92550103

MATRIX SPIKE SAMPLE: 3332339

Parameter	Units	92550088006 Result	Spike Conc.	MS Result	MS % Rec	% Rec Limits	Qualifiers
Bromobenzene	ug/kg	ND	546	665	122	70-130	
Bromochloromethane	ug/kg	ND	546	622	114	69-134	
Bromodichloromethane	ug/kg	ND	546	523	96	64-130	
Bromoform	ug/kg	ND	546	496	91	62-130	
Bromomethane	ug/kg	ND	546	183	33	20-176	IK
Carbon tetrachloride	ug/kg	ND	546	645	118	65-140	
Chlorobenzene	ug/kg	ND	546	566	104	70-130	
Chloroethane	ug/kg	ND	546	120	22	10-130	IH
Chloroform	ug/kg	ND	546	636	116	63-130	
Chloromethane	ug/kg	ND	546	696	127	58-130	
cis-1,2-Dichloroethene	ug/kg	ND	546	561	103	66-130	
cis-1,3-Dichloropropene	ug/kg	ND	546	531	97	67-130	
Dibromochloromethane	ug/kg	ND	546	518	95	67-130	
Dibromomethane	ug/kg	ND	546	551	101	63-131	
Dichlorodifluoromethane	ug/kg	ND	546	664	122	44-180	
Diisopropyl ether	ug/kg	ND	546	501	92	63-130	
Ethylbenzene	ug/kg	7.8	546	673	122	66-130	
Hexachloro-1,3-butadiene	ug/kg	ND	546	670	123	64-150	
Isopropylbenzene (Cumene)	ug/kg	ND	546	660	121	69-135	
m&p-Xylene	ug/kg	28.2	1090	1390	124	60-133	
Methyl-tert-butyl ether	ug/kg	ND	546	544	100	65-130	
Methylene Chloride	ug/kg	ND	546	651	119	61-130	IK
n-Butylbenzene	ug/kg	ND	546	635	116	65-140	
n-Propylbenzene	ug/kg	ND	546	697	128	67-140	
Naphthalene	ug/kg	10.2	546	599	108	15-145	
o-Xylene	ug/kg	15.8	546	658	118	66-133	
p-Isopropyltoluene	ug/kg	ND	546	650	119	56-147	
sec-Butylbenzene	ug/kg	ND	546	619	113	65-139	
Styrene	ug/kg	ND	546	604	111	70-132	
tert-Butylbenzene	ug/kg	ND	546	652	119	62-135	
Tetrachloroethene	ug/kg	ND	546	643	118	70-135	
Toluene	ug/kg	27.7	546	672	118	67-130	
trans-1,2-Dichloroethene	ug/kg	ND	546	696	127	69-130	
trans-1,3-Dichloropropene	ug/kg	ND	546	492	90	62-130	
Trichloroethene	ug/kg	ND	546	588	108	70-135	
Trichlorofluoromethane	ug/kg	ND	546	202	37	10-130	
Vinyl acetate	ug/kg	ND	1090	976	89	53-130	
Vinyl chloride	ug/kg	ND	546	590	108	61-148	
Xylene (Total)	ug/kg	43.9	1640	2050	122	63-132	
1,2-Dichloroethane-d4 (S)	%				100	70-130	
4-Bromofluorobenzene (S)	%				99	69-134	
Toluene-d8 (S)	%				97	70-130	

Results presented on this page are in the units indicated by the "Units" column except where an alternate unit is presented to the right of the result.

REPORT OF LABORATORY ANALYSIS

This report shall not be reproduced, except in full,
without the written consent of Pace Analytical Services, LLC.

Pace Analytical Services, LLC
9800 Kincey Ave. Suite 100
Huntersville, NC 28078
(704)875-9092

QUALITY CONTROL DATA

Project: CPC Huntersville/CPC 21018
Pace Project No.: 92550103

SAMPLE DUPLICATE: 3332338

Parameter	Units	92550088005 Result	Dup Result	RPD	Max RPD	Qualifiers
1,1,1,2-Tetrachloroethane	ug/kg	ND	ND		30	
1,1,1-Trichloroethane	ug/kg	ND	ND		30	
1,1,2,2-Tetrachloroethane	ug/kg	ND	ND		30	
1,1,2-Trichloroethane	ug/kg	ND	ND		30	
1,1-Dichloroethane	ug/kg	ND	ND		30	
1,1-Dichloroethene	ug/kg	ND	ND		30	
1,1-Dichloropropene	ug/kg	ND	ND		30	
1,2,3-Trichlorobenzene	ug/kg	ND	ND		30	
1,2,3-Trichloropropane	ug/kg	ND	ND		30	
1,2,4-Trichlorobenzene	ug/kg	ND	ND		30	
1,2,4-Trimethylbenzene	ug/kg	41.7	44.8	7	30	
1,2-Dibromo-3-chloropropane	ug/kg	ND	ND		30	
1,2-Dibromoethane (EDB)	ug/kg	ND	ND		30	
1,2-Dichlorobenzene	ug/kg	ND	ND		30	
1,2-Dichloroethane	ug/kg	ND	ND		30	
1,2-Dichloropropane	ug/kg	ND	ND		30	
1,3,5-Trimethylbenzene	ug/kg	ND	ND		30	
1,3-Dichlorobenzene	ug/kg	ND	ND		30	
1,3-Dichloropropane	ug/kg	ND	ND		30	
1,4-Dichlorobenzene	ug/kg	ND	ND		30	
2,2-Dichloropropane	ug/kg	ND	ND		30	
2-Butanone (MEK)	ug/kg	ND	ND		30	
2-Chlorotoluene	ug/kg	ND	ND		30	
2-Hexanone	ug/kg	ND	ND		30	
4-Chlorotoluene	ug/kg	ND	ND		30	
4-Methyl-2-pentanone (MIBK)	ug/kg	ND	ND		30	
Acetone	ug/kg	ND	ND		30	
Benzene	ug/kg	12.6	13.1	4	30	
Bromobenzene	ug/kg	ND	ND		30	
Bromochloromethane	ug/kg	ND	ND		30	
Bromodichloromethane	ug/kg	ND	ND		30	
Bromoform	ug/kg	ND	ND		30	
Bromomethane	ug/kg	ND	ND		30	IK
Carbon tetrachloride	ug/kg	ND	ND		30	
Chlorobenzene	ug/kg	ND	ND		30	
Chloroethane	ug/kg	ND	ND		30	IH
Chloroform	ug/kg	ND	ND		30	
Chloromethane	ug/kg	ND	ND		30	
cis-1,2-Dichloroethene	ug/kg	ND	ND		30	
cis-1,3-Dichloropropene	ug/kg	ND	ND		30	
Dibromochloromethane	ug/kg	ND	ND		30	
Dibromomethane	ug/kg	ND	ND		30	
Dichlorodifluoromethane	ug/kg	ND	ND		30	
Diisopropyl ether	ug/kg	ND	ND		30	
Ethylbenzene	ug/kg	47.1	44.9	5	30	
Hexachloro-1,3-butadiene	ug/kg	ND	ND		30	
Isopropylbenzene (Cumene)	ug/kg	ND	ND		30	

Results presented on this page are in the units indicated by the "Units" column except where an alternate unit is presented to the right of the result.

REPORT OF LABORATORY ANALYSIS

This report shall not be reproduced, except in full,
without the written consent of Pace Analytical Services, LLC.

Pace Analytical Services, LLC
9800 Kincey Ave. Suite 100
Huntersville, NC 28078
(704)875-9092

QUALITY CONTROL DATA

Project: CPC Huntersville/CPC 21018
Pace Project No.: 92550103

SAMPLE DUPLICATE: 3332338

Parameter	Units	92550088005 Result	Dup Result	RPD	Max RPD	Qualifiers
m&p-Xylene	ug/kg	181	184	2	30	
Methyl-tert-butyl ether	ug/kg	ND	ND		30	
Methylene Chloride	ug/kg	ND	ND		30	IK
n-Butylbenzene	ug/kg	ND	ND		30	
n-Propylbenzene	ug/kg	ND	ND		30	
Naphthalene	ug/kg	6.1J	5.4J		30	
o-Xylene	ug/kg	61.2	62.5	2	30	
p-Isopropyltoluene	ug/kg	8.1	8.4	5	30	
sec-Butylbenzene	ug/kg	ND	ND		30	
Styrene	ug/kg	ND	ND		30	
tert-Butylbenzene	ug/kg	ND	ND		30	
Tetrachloroethene	ug/kg	ND	ND		30	
Toluene	ug/kg	164	174	6	30	
trans-1,2-Dichloroethene	ug/kg	ND	ND		30	
trans-1,3-Dichloropropene	ug/kg	ND	ND		30	
Trichloroethene	ug/kg	ND	ND		30	
Trichlorofluoromethane	ug/kg	ND	ND		30	
Vinyl acetate	ug/kg	ND	ND		30	
Vinyl chloride	ug/kg	ND	ND		30	
Xylene (Total)	ug/kg	242	246	2	30	
1,2-Dichloroethane-d4 (S)	%	96	98			
4-Bromofluorobenzene (S)	%	93	95			
Toluene-d8 (S)	%	100	100			

Results presented on this page are in the units indicated by the "Units" column except where an alternate unit is presented to the right of the result.

REPORT OF LABORATORY ANALYSIS

This report shall not be reproduced, except in full,
without the written consent of Pace Analytical Services, LLC.

Pace Analytical Services, LLC
9800 Kincey Ave. Suite 100
Huntersville, NC 28078
(704)875-9092

QUALITY CONTROL DATA

Project: CPC Huntersville/CPC 21018
Pace Project No.: 92550103

QC Batch: 634874
QC Batch Method: EPA 5035A/5030B
Analysis Method: EPA 8260D
Analysis Description: 8260D 5035A 5030B
Laboratory: Pace Analytical Services - Charlotte
Associated Lab Samples: 92550103001, 92550103004

METHOD BLANK: 3333865 Matrix: Solid
Associated Lab Samples: 92550103001, 92550103004

Parameter	Units	Blank Result	Reporting Limit	MDL	Analyzed	Qualifiers
1,1,1,2-Tetrachloroethane	ug/kg	ND	5.0	1.9	07/21/21 21:25	
1,1,1-Trichloroethane	ug/kg	ND	5.0	2.6	07/21/21 21:25	
1,1,2,2-Tetrachloroethane	ug/kg	ND	5.0	1.3	07/21/21 21:25	
1,1,2-Trichloroethane	ug/kg	ND	5.0	1.7	07/21/21 21:25	
1,1-Dichloroethane	ug/kg	ND	5.0	2.1	07/21/21 21:25	
1,1-Dichloroethene	ug/kg	ND	5.0	2.1	07/21/21 21:25	
1,1-Dichloropropene	ug/kg	ND	5.0	2.4	07/21/21 21:25	v2
1,2,3-Trichlorobenzene	ug/kg	ND	5.0	4.0	07/21/21 21:25	
1,2,3-Trichloropropane	ug/kg	ND	5.0	2.5	07/21/21 21:25	
1,2,4-Trichlorobenzene	ug/kg	ND	5.0	4.2	07/21/21 21:25	
1,2,4-Trimethylbenzene	ug/kg	ND	5.0	1.4	07/21/21 21:25	
1,2-Dibromo-3-chloropropane	ug/kg	ND	5.0	1.9	07/21/21 21:25	
1,2-Dibromoethane (EDB)	ug/kg	ND	5.0	2.2	07/21/21 21:25	
1,2-Dichlorobenzene	ug/kg	ND	5.0	1.8	07/21/21 21:25	
1,2-Dichloroethane	ug/kg	ND	5.0	3.3	07/21/21 21:25	
1,2-Dichloropropane	ug/kg	ND	5.0	1.5	07/21/21 21:25	
1,3,5-Trimethylbenzene	ug/kg	ND	5.0	1.7	07/21/21 21:25	
1,3-Dichlorobenzene	ug/kg	ND	5.0	1.6	07/21/21 21:25	
1,3-Dichloropropane	ug/kg	ND	5.0	1.6	07/21/21 21:25	
1,4-Dichlorobenzene	ug/kg	ND	5.0	1.3	07/21/21 21:25	
2,2-Dichloropropane	ug/kg	ND	5.0	1.6	07/21/21 21:25	v2
2-Butanone (MEK)	ug/kg	ND	100	24.0	07/21/21 21:25	
2-Chlorotoluene	ug/kg	ND	5.0	1.8	07/21/21 21:25	
2-Hexanone	ug/kg	ND	50.0	4.8	07/21/21 21:25	
4-Chlorotoluene	ug/kg	ND	5.0	0.88	07/21/21 21:25	
4-Methyl-2-pentanone (MIBK)	ug/kg	ND	50.0	4.8	07/21/21 21:25	
Acetone	ug/kg	ND	100	32.1	07/21/21 21:25	
Benzene	ug/kg	ND	5.0	2.0	07/21/21 21:25	
Bromobenzene	ug/kg	ND	5.0	1.6	07/21/21 21:25	
Bromochloromethane	ug/kg	ND	5.0	1.5	07/21/21 21:25	
Bromodichloromethane	ug/kg	ND	5.0	1.9	07/21/21 21:25	
Bromoform	ug/kg	ND	5.0	1.8	07/21/21 21:25	
Bromomethane	ug/kg	ND	10.0	7.9	07/21/21 21:25	IK
Carbon tetrachloride	ug/kg	ND	5.0	1.9	07/21/21 21:25	
Chlorobenzene	ug/kg	ND	5.0	0.96	07/21/21 21:25	
Chloroethane	ug/kg	ND	10.0	3.9	07/21/21 21:25	IH
Chloroform	ug/kg	ND	5.0	3.0	07/21/21 21:25	
Chloromethane	ug/kg	ND	10.0	4.2	07/21/21 21:25	
cis-1,2-Dichloroethene	ug/kg	ND	5.0	1.7	07/21/21 21:25	
cis-1,3-Dichloropropene	ug/kg	ND	5.0	1.4	07/21/21 21:25	

Results presented on this page are in the units indicated by the "Units" column except where an alternate unit is presented to the right of the result.

REPORT OF LABORATORY ANALYSIS

This report shall not be reproduced, except in full,
without the written consent of Pace Analytical Services, LLC.

Pace Analytical Services, LLC
9800 Kincey Ave. Suite 100
Huntersville, NC 28078
(704)875-9092

QUALITY CONTROL DATA

Project: CPC Huntersville/CPC 21018
Pace Project No.: 92550103

METHOD BLANK: 3333865 Matrix: Solid
Associated Lab Samples: 92550103001, 92550103004

Parameter	Units	Blank Result	Reporting Limit	MDL	Analyzed	Qualifiers
Dibromochloromethane	ug/kg	ND	5.0	2.8	07/21/21 21:25	
Dibromomethane	ug/kg	ND	5.0	1.1	07/21/21 21:25	
Dichlorodifluoromethane	ug/kg	ND	10.0	2.2	07/21/21 21:25	
Diisopropyl ether	ug/kg	ND	5.0	1.4	07/21/21 21:25	v2
Ethylbenzene	ug/kg	ND	5.0	2.3	07/21/21 21:25	
Hexachloro-1,3-butadiene	ug/kg	ND	10.0	8.2	07/21/21 21:25	
Isopropylbenzene (Cumene)	ug/kg	ND	5.0	1.7	07/21/21 21:25	
m&p-Xylene	ug/kg	ND	10.0	3.4	07/21/21 21:25	
Methyl-tert-butyl ether	ug/kg	ND	5.0	1.9	07/21/21 21:25	v2
Methylene Chloride	ug/kg	ND	20.0	13.7	07/21/21 21:25	IK
n-Butylbenzene	ug/kg	ND	5.0	2.4	07/21/21 21:25	
n-Propylbenzene	ug/kg	ND	5.0	1.8	07/21/21 21:25	
Naphthalene	ug/kg	ND	5.0	2.6	07/21/21 21:25	
o-Xylene	ug/kg	ND	5.0	2.2	07/21/21 21:25	
p-Isopropyltoluene	ug/kg	ND	5.0	2.5	07/21/21 21:25	
sec-Butylbenzene	ug/kg	ND	5.0	2.2	07/21/21 21:25	
Styrene	ug/kg	ND	5.0	1.3	07/21/21 21:25	
tert-Butylbenzene	ug/kg	ND	5.0	1.8	07/21/21 21:25	
Tetrachloroethene	ug/kg	ND	5.0	1.6	07/21/21 21:25	
Toluene	ug/kg	ND	5.0	1.4	07/21/21 21:25	
trans-1,2-Dichloroethene	ug/kg	ND	5.0	1.8	07/21/21 21:25	
trans-1,3-Dichloropropene	ug/kg	ND	5.0	1.7	07/21/21 21:25	
Trichloroethene	ug/kg	ND	5.0	1.3	07/21/21 21:25	
Trichlorofluoromethane	ug/kg	ND	5.0	2.8	07/21/21 21:25	
Vinyl acetate	ug/kg	ND	50.0	3.6	07/21/21 21:25	v2
Vinyl chloride	ug/kg	ND	10.0	2.5	07/21/21 21:25	
Xylene (Total)	ug/kg	ND	10.0	2.8	07/21/21 21:25	
1,2-Dichloroethane-d4 (S)	%	97	70-130		07/21/21 21:25	
4-Bromofluorobenzene (S)	%	101	69-134		07/21/21 21:25	
Toluene-d8 (S)	%	100	70-130		07/21/21 21:25	

LABORATORY CONTROL SAMPLE: 3333866

Parameter	Units	Spike Conc.	LCS Result	LCS % Rec	% Rec Limits	Qualifiers
1,1,1,2-Tetrachloroethane	ug/kg	1250	1170	93	70-130	
1,1,1-Trichloroethane	ug/kg	1250	1160	93	70-130	
1,1,2,2-Tetrachloroethane	ug/kg	1250	1100	88	70-130	
1,1,2-Trichloroethane	ug/kg	1250	1140	91	70-130	
1,1-Dichloroethane	ug/kg	1250	1000	80	70-130	
1,1-Dichloroethene	ug/kg	1250	1220	98	70-130	
1,1-Dichloropropene	ug/kg	1250	967	77	70-130	v3
1,2,3-Trichlorobenzene	ug/kg	1250	1160	93	65-130	
1,2,3-Trichloropropane	ug/kg	1250	1100	88	70-130	
1,2,4-Trichlorobenzene	ug/kg	1250	1180	94	68-130	

Results presented on this page are in the units indicated by the "Units" column except where an alternate unit is presented to the right of the result.

REPORT OF LABORATORY ANALYSIS

This report shall not be reproduced, except in full,
without the written consent of Pace Analytical Services, LLC.

Pace Analytical Services, LLC
9800 Kincey Ave. Suite 100
Huntersville, NC 28078
(704)875-9092

QUALITY CONTROL DATA

Project: CPC Huntersville/CPC 21018
Pace Project No.: 92550103

LABORATORY CONTROL SAMPLE: 3333866

Parameter	Units	Spike Conc.	LCS Result	LCS % Rec	% Rec Limits	Qualifiers
1,2,4-Trimethylbenzene	ug/kg	1250	1100	88	70-130	
1,2-Dibromo-3-chloropropane	ug/kg	1250	1260	101	70-130	
1,2-Dibromoethane (EDB)	ug/kg	1250	1140	91	70-130	
1,2-Dichlorobenzene	ug/kg	1250	1120	90	70-130	
1,2-Dichloroethane	ug/kg	1250	1110	89	63-130	
1,2-Dichloropropane	ug/kg	1250	1080	86	70-130	
1,3,5-Trimethylbenzene	ug/kg	1250	1140	91	70-130	
1,3-Dichlorobenzene	ug/kg	1250	1150	92	70-130	
1,3-Dichloropropane	ug/kg	1250	1090	87	70-130	
1,4-Dichlorobenzene	ug/kg	1250	1290	103	70-130	
2,2-Dichloropropane	ug/kg	1250	994	80	66-130	v3
2-Butanone (MEK)	ug/kg	2500	2100	84	70-130	
2-Chlorotoluene	ug/kg	1250	1080	87	70-130	
2-Hexanone	ug/kg	2500	2430	97	70-130	
4-Chlorotoluene	ug/kg	1250	1220	97	70-130	
4-Methyl-2-pentanone (MIBK)	ug/kg	2500	2280	91	70-130	
Acetone	ug/kg	2500	2300	92	69-130	
Benzene	ug/kg	1250	1090	87	70-130	
Bromobenzene	ug/kg	1250	1290	103	70-130	
Bromochloromethane	ug/kg	1250	1250	100	70-130	
Bromodichloromethane	ug/kg	1250	1130	90	69-130	
Bromoform	ug/kg	1250	1250	100	70-130	
Bromomethane	ug/kg	1250	1140	91	52-130	IK
Carbon tetrachloride	ug/kg	1250	1280	102	70-130	
Chlorobenzene	ug/kg	1250	1110	88	70-130	
Chloroethane	ug/kg	1250	1320	105	65-130	IH
Chloroform	ug/kg	1250	1160	93	70-130	
Chloromethane	ug/kg	1250	1170	93	55-130	
cis-1,2-Dichloroethene	ug/kg	1250	1010	81	70-130	
cis-1,3-Dichloropropene	ug/kg	1250	1140	91	70-130	
Dibromochloromethane	ug/kg	1250	1130	91	70-130	
Dibromomethane	ug/kg	1250	1270	101	70-130	
Dichlorodifluoromethane	ug/kg	1250	1230	98	45-156	
Diisopropyl ether	ug/kg	1250	908	73	70-130	v3
Ethylbenzene	ug/kg	1250	1240	99	70-130	
Hexachloro-1,3-butadiene	ug/kg	1250	1200	96	66-130	
Isopropylbenzene (Cumene)	ug/kg	1250	1260	101	70-130	
m&p-Xylene	ug/kg	2500	2520	101	70-130	
Methyl-tert-butyl ether	ug/kg	1250	978	78	70-130	v3
Methylene Chloride	ug/kg	1250	1140	91	65-130	IK
n-Butylbenzene	ug/kg	1250	1060	85	67-130	
n-Propylbenzene	ug/kg	1250	1210	97	70-130	
Naphthalene	ug/kg	1250	1170	94	70-130	
o-Xylene	ug/kg	1250	1260	100	70-130	
p-Isopropyltoluene	ug/kg	1250	1150	92	67-130	
sec-Butylbenzene	ug/kg	1250	1070	86	69-130	
Styrene	ug/kg	1250	1220	97	70-130	

Results presented on this page are in the units indicated by the "Units" column except where an alternate unit is presented to the right of the result.

REPORT OF LABORATORY ANALYSIS

This report shall not be reproduced, except in full,
without the written consent of Pace Analytical Services, LLC.

Pace Analytical Services, LLC
9800 Kincey Ave. Suite 100
Huntersville, NC 28078
(704)875-9092

QUALITY CONTROL DATA

Project: CPC Huntersville/CPC 21018
Pace Project No.: 92550103

LABORATORY CONTROL SAMPLE: 3333866

Parameter	Units	Spike Conc.	LCS Result	LCS % Rec	% Rec Limits	Qualifiers
tert-Butylbenzene	ug/kg	1250	1150	92	67-130	
Tetrachloroethene	ug/kg	1250	1180	94	70-130	
Toluene	ug/kg	1250	1260	101	70-130	
trans-1,2-Dichloroethene	ug/kg	1250	1180	95	70-130	
trans-1,3-Dichloropropene	ug/kg	1250	1130	91	68-130	
Trichloroethene	ug/kg	1250	1170	93	70-130	
Trichlorofluoromethane	ug/kg	1250	1040	83	70-130	
Vinyl acetate	ug/kg	2500	1990	80	70-130	v3
Vinyl chloride	ug/kg	1250	1120	89	61-130	
Xylene (Total)	ug/kg	3750	3780	101	70-130	
1,2-Dichloroethane-d4 (S)	%			84	70-130	
4-Bromofluorobenzene (S)	%			104	69-134	
Toluene-d8 (S)	%			98	70-130	

MATRIX SPIKE & MATRIX SPIKE DUPLICATE: 3333867 3333868

Parameter	Units	92550103004 Result	MS Spike Conc.	MSD Spike Conc.	MS Result	MSD Result	MS % Rec	MSD % Rec	% Rec Limits	RPD	Max RPD	Qual
1,1,1,2-Tetrachloroethane	ug/kg	ND	81500	81500	78800	78600	97	96	70-131	0	30	
1,1,1-Trichloroethane	ug/kg	ND	81500	81500	83600	83700	103	103	65-133	0	30	
1,1,2,2-Tetrachloroethane	ug/kg	ND	81500	81500	69800	71100	86	87	66-130	2	30	
1,1,2-Trichloroethane	ug/kg	ND	81500	81500	75700	76400	93	94	66-133	1	30	
1,1-Dichloroethane	ug/kg	ND	81500	81500	71800	70800	88	87	65-130	1	30	
1,1-Dichloroethene	ug/kg	ND	81500	81500	93800	91200	115	112	10-158	3	30	
1,1-Dichloropropene	ug/kg	ND	81500	81500	69800	69800	86	86	68-133	0	30	v3
1,2,3-Trichlorobenzene	ug/kg	ND	81500	81500	76600	75600	94	93	27-138	1	30	
1,2,3-Trichloropropane	ug/kg	ND	81500	81500	68200	66700	84	82	67-130	2	30	
1,2,4-Trichlorobenzene	ug/kg	ND	81500	81500	79600	79500	98	98	51-134	0	30	
1,2,4-Trimethylbenzene	ug/kg	175000	81500	81500	239000	271000	78	118	63-136	13	30	
1,2-Dibromo-3-chloropropane	ug/kg	ND	81500	81500	75900	76900	93	94	32-130	1	30	
1,2-Dibromoethane (EDB)	ug/kg	ND	81500	81500	72600	75100	89	92	70-130	3	30	
1,2-Dichlorobenzene	ug/kg	ND	81500	81500	74600	75700	92	93	69-130	1	30	
1,2-Dichloroethane	ug/kg	ND	81500	81500	73300	74400	90	91	59-130	2	30	
1,2-Dichloropropane	ug/kg	ND	81500	81500	71900	70800	88	87	70-130	2	30	
1,3,5-Trimethylbenzene	ug/kg	51100	81500	81500	125000	136000	91	105	65-137	9	30	
1,3-Dichlorobenzene	ug/kg	ND	81500	81500	73900	75600	91	93	70-130	2	30	
1,3-Dichloropropane	ug/kg	ND	81500	81500	72000	72600	88	89	70-130	1	30	
1,4-Dichlorobenzene	ug/kg	ND	81500	81500	86300	86400	106	106	68-130	0	30	
2,2-Dichloropropane	ug/kg	ND	81500	81500	56000	56300	69	69	32-130	1	30	v3
2-Butanone (MEK)	ug/kg	ND	162000	162000	139000	147000	86	90	10-136	5	30	
2-Chlorotoluene	ug/kg	ND	81500	81500	78400	80000	96	98	69-141	2	30	
2-Hexanone	ug/kg	ND	162000	162000	149000	149000	91	92	10-144	0	30	
4-Chlorotoluene	ug/kg	ND	81500	81500	79100	79800	97	98	70-132	1	30	
4-Methyl-2-pentanone (MIBK)	ug/kg	6660J	162000	162000	144000	146000	84	85	25-143	1	30	

Results presented on this page are in the units indicated by the "Units" column except where an alternate unit is presented to the right of the result.

REPORT OF LABORATORY ANALYSIS

This report shall not be reproduced, except in full,
without the written consent of Pace Analytical Services, LLC.

Pace Analytical Services, LLC
9800 Kincey Ave. Suite 100
Huntersville, NC 28078
(704)875-9092

QUALITY CONTROL DATA

Project: CPC Huntersville/CPC 21018
Pace Project No.: 92550103

MATRIX SPIKE & MATRIX SPIKE DUPLICATE: 3333867 3333868

Parameter	Units	92550103004 Result	MS Spike Conc.	MSD Spike Conc.	MS Result	MSD Result	MS % Rec	MSD % Rec	% Rec Limits	RPD	Max RPD	Qual
Acetone	ug/kg	ND	162000	162000	150000	154000	92	94	10-130	2	30	
Benzene	ug/kg	22000	81500	81500	94700	98800	89	94	67-130	4	30	
Bromobenzene	ug/kg	ND	81500	81500	86000	84600	106	104	70-130	2	30	
Bromochloromethane	ug/kg	ND	81500	81500	86800	87600	107	108	69-134	1	30	
Bromodichloromethane	ug/kg	ND	81500	81500	74900	73400	92	90	64-130	2	30	
Bromoform	ug/kg	ND	81500	81500	76200	77400	94	95	62-130	2	30	
Bromomethane	ug/kg	ND	81500	81500	76100	79400	93	98	20-176	4	30	IK
Carbon tetrachloride	ug/kg	ND	81500	81500	91100	90600	112	111	65-140	1	30	
Chlorobenzene	ug/kg	ND	81500	81500	77100	75900	95	93	70-130	1	30	
Chloroethane	ug/kg	ND	81500	81500	98700	96100	121	118	10-130	3	30	IH
Chloroform	ug/kg	ND	81500	81500	80600	80500	99	99	63-130	0	30	
Chloromethane	ug/kg	ND	81500	81500	89000	87200	109	107	58-130	2	30	
cis-1,2-Dichloroethene	ug/kg	ND	81500	81500	71500	71100	88	87	66-130	1	30	
cis-1,3-Dichloropropene	ug/kg	ND	81500	81500	71500	71700	88	88	67-130	0	30	
Dibromochloromethane	ug/kg	ND	81500	81500	73100	74300	90	91	67-130	2	30	
Dibromomethane	ug/kg	ND	81500	81500	82700	82000	102	101	63-131	1	30	
Dichlorodifluoromethane	ug/kg	ND	81500	81500	93700	93200	115	114	44-180	0	30	
Diisopropyl ether	ug/kg	1030	81500	81500	63400	64300	77	78	63-130	1	30	v3
Ethylbenzene	ug/kg	99400	81500	81500	180000	198000	99	122	66-130	10	30	
Hexachloro-1,3-butadiene	ug/kg	ND	81500	81500	80200	82600	98	101	64-150	3	30	
Isopropylbenzene (Cumene)	ug/kg	8310	81500	81500	95800	97300	107	109	69-135	2	30	
m&p-Xylene	ug/kg	395000	162000	162000	540000	618000	89	137	60-133	14	30	M1
Methyl-tert-butyl ether	ug/kg	ND	81500	81500	68400	67700	84	83	65-130	1	30	v3
Methylene Chloride	ug/kg	ND	81500	81500	80000	79200	98	97	61-130	1	30	IK
n-Butylbenzene	ug/kg	7200	81500	81500	79100	81600	88	91	65-140	3	30	
n-Propylbenzene	ug/kg	31800	81500	81500	112000	117000	98	105	67-140	5	30	
Naphthalene	ug/kg	22700	81500	81500	98500	103000	93	99	15-145	5	30	
o-Xylene	ug/kg	162000	81500	81500	241000	271000	97	134	66-133	12	30	M1
p-Isopropyltoluene	ug/kg	7490	81500	81500	85000	86700	95	97	56-147	2	30	
sec-Butylbenzene	ug/kg	ND	81500	81500	75400	76200	93	94	65-139	1	30	
Styrene	ug/kg	4520	81500	81500	84300	85100	98	99	70-132	1	30	
tert-Butylbenzene	ug/kg	ND	81500	81500	77800	78200	96	96	62-135	0	30	
Tetrachloroethene	ug/kg	ND	81500	81500	84400	81700	104	100	70-135	3	30	
Toluene	ug/kg	343000	81500	81500	411000	483000	84	172	67-130	16	30	M1
trans-1,2-Dichloroethene	ug/kg	ND	81500	81500	85300	84600	105	104	69-130	1	30	
trans-1,3-Dichloropropene	ug/kg	ND	81500	81500	69700	69400	86	85	62-130	0	30	
Trichloroethene	ug/kg	ND	81500	81500	81500	80500	100	99	70-135	1	30	
Trichlorofluoromethane	ug/kg	ND	81500	81500	76900	76800	94	94	10-130	0	30	
Vinyl acetate	ug/kg	ND	162000	162000	127000	127000	78	78	53-130	0	30	v3
Vinyl chloride	ug/kg	ND	81500	81500	83700	82100	103	101	61-148	2	30	
Xylene (Total)	ug/kg	558000	244000	244000	781000	889000	91	136	63-132	13	30	MS
1,2-Dichloroethane-d4 (S)	%						86	89	70-130			
4-Bromofluorobenzene (S)	%						103	105	69-134			
Toluene-d8 (S)	%						96	96	70-130			

Results presented on this page are in the units indicated by the "Units" column except where an alternate unit is presented to the right of the result.

REPORT OF LABORATORY ANALYSIS

This report shall not be reproduced, except in full,
without the written consent of Pace Analytical Services, LLC.

Pace Analytical Services, LLC
9800 Kincey Ave. Suite 100
Huntersville, NC 28078
(704)875-9092

QUALITY CONTROL DATA

Project: CPC Huntersville/CPC 21018
Pace Project No.: 92550103

QC Batch: 634049
QC Batch Method: SW-846
Analysis Method: SW-846
Analysis Description: Dry Weight/Percent Moisture
Laboratory: Pace Analytical Services - Charlotte
Associated Lab Samples: 92550103001, 92550103002, 92550103003, 92550103004, 92550103005, 92550103006

SAMPLE DUPLICATE: 3330216

Parameter	Units	92550119001 Result	Dup Result	RPD	Max RPD	Qualifiers
Percent Moisture	%	21.5	21.4	0	25	N2

SAMPLE DUPLICATE: 3330217

Parameter	Units	92550088010 Result	Dup Result	RPD	Max RPD	Qualifiers
Percent Moisture	%	18.5	19.1	3	25	N2

Results presented on this page are in the units indicated by the "Units" column except where an alternate unit is presented to the right of the result.

REPORT OF LABORATORY ANALYSIS

This report shall not be reproduced, except in full,
without the written consent of Pace Analytical Services, LLC.

Pace Analytical Services, LLC
9800 Kincey Ave. Suite 100
Huntersville, NC 28078
(704)875-9092

QUALIFIERS

Project: CPC Huntersville/CPC 21018
Pace Project No.: 92550103

DEFINITIONS

DF - Dilution Factor, if reported, represents the factor applied to the reported data due to dilution of the sample aliquot.

ND - Not Detected at or above adjusted reporting limit.

TNTC - Too Numerous To Count

J - Estimated concentration above the adjusted method detection limit and below the adjusted reporting limit.

MDL - Adjusted Method Detection Limit.

PQL - Practical Quantitation Limit.

RL - Reporting Limit - The lowest concentration value that meets project requirements for quantitative data with known precision and bias for a specific analyte in a specific matrix.

S - Surrogate

1,2-Diphenylhydrazine decomposes to and cannot be separated from Azobenzene using Method 8270. The result for each analyte is a combined concentration.

Consistent with EPA guidelines, unrounded data are displayed and have been used to calculate % recovery and RPD values.

LCS(D) - Laboratory Control Sample (Duplicate)

MS(D) - Matrix Spike (Duplicate)

DUP - Sample Duplicate

RPD - Relative Percent Difference

NC - Not Calculable.

SG - Silica Gel - Clean-Up

U - Indicates the compound was analyzed for, but not detected.

Acid preservation may not be appropriate for 2 Chloroethylvinyl ether.

A separate vial preserved to a pH of 4-5 is recommended in SW846 Chapter 4 for the analysis of Acrolein and Acrylonitrile by EPA Method 8260.

N-Nitrosodiphenylamine decomposes and cannot be separated from Diphenylamine using Method 8270. The result reported for each analyte is a combined concentration.

Pace Analytical is TNI accredited. Contact your Pace PM for the current list of accredited analytes.

TNI - The NELAC Institute.

ANALYTE QUALIFIERS

IH	This analyte exceeded secondary source verification criteria high for the initial calibration. The reported results should be considered an estimated value.
IK	The recalculated concentration of the calibration standard(s) did not meet method acceptance criteria; this result should be considered an estimated value.
L1	Analyte recovery in the laboratory control sample (LCS) was above QC limits. Results for this analyte in associated samples may be biased high.
M1	Matrix spike recovery exceeded QC limits. Batch accepted based on laboratory control sample (LCS) recovery.
MS	Analyte recovery in the matrix spike was outside QC limits for one or more of the constituent analytes used in the calculated result.
N2	The lab does not hold NELAC/TNI accreditation for this parameter but other accreditations/certifications may apply. A complete list of accreditations/certifications is available upon request.
v2	The continuing calibration verification was below the method acceptance limit. The analyte was not detected in the associated samples and the sensitivity of the instrument was verified with a reporting limit check standard.
v3	The continuing calibration verification was below the method acceptance limit. Any detection for the analyte in the associated samples may have low bias.

This report shall not be reproduced, except in full,
without the written consent of Pace Analytical Services, LLC.

Pace Analytical Services, LLC
9800 Kincey Ave. Suite 100
Huntersville, NC 28078
(704)875-9092

QUALITY CONTROL DATA CROSS REFERENCE TABLE

Project: CPC Huntersville/CPC 21018
Pace Project No.: 92550103

Lab ID	Sample ID	QC Batch Method	QC Batch	Analytical Method	Analytical Batch
92550103001	**AF1A 40-42**	MADEP VPH	634904	MADEP VPH	634937
92550103002	**AF1B 44-46**	MADEP VPH	634625	MADEP VPH	634758
92550103003	**AF1C 44-46**	MADEP VPH	634904	MADEP VPH	634937
92550103004	**AF1D 36-38**	MADEP VPH	634904	MADEP VPH	634937
92550103005	**AA00 36-38**	MADEP VPH	635298	MADEP VPH	635329
92550103006	**AB00 30-32**	MADEP VPH	634904	MADEP VPH	634937
92550103001	**AF1A 40-42**	EPA 5035A/5030B	634874	EPA 8260D	634882
92550103002	**AF1B 44-46**	EPA 5035A/5030B	634547	EPA 8260D	634556
92550103003	**AF1C 44-46**	EPA 5035A/5030B	634547	EPA 8260D	634556
92550103004	**AF1D 36-38**	EPA 5035A/5030B	634874	EPA 8260D	634882
92550103005	**AA00 36-38**	EPA 5035A/5030B	634547	EPA 8260D	634556
92550103006	**AB00 30-32**	EPA 5035A/5030B	634547	EPA 8260D	634556
92550103001	**AF1A 40-42**	SW-846	634049		
92550103002	**AF1B 44-46**	SW-846	634049		
92550103003	**AF1C 44-46**	SW-846	634049		
92550103004	**AF1D 36-38**	SW-846	634049		
92550103005	**AA00 36-38**	SW-846	634049		
92550103006	**AB00 30-32**	SW-846	634049		

This report shall not be reproduced, except in full,
without the written consent of Pace Analytical Services, LLC.

Pace Analytical®

CHAIN-OF-CUSTODY Analytical Request Document

Chain-of-Custody is a LEGAL DOCUMENT - Complete all relevent fields

LAB USE ONLY- ... or

WO# : 92550103

92550103

AL

Container Pres

6 6

** Preservative Types: (1) nitric acid, (2) sulfuric acid, (3) hydrochloric acid, (4) sodium hydroxide, (5) zinc acetate, (6) methanol, (7) sodium bisulfate, (8) sodium thiosulfate, (9) hexane, (A) ascorbic acid, (B) ammonium sulfate, (C) ammonium hydroxide, (D) TSP, (U) Unpreserved, (O) Other _____

Company: APEX COMPANIES, LLC

Address: 5900 NORTHWOODS BUSINESS PKWY, STE O

Report To: ANDREW STREET

Copy To: TOM NAUMANN

Customer Project Name/Number: CPC HUNTERSVILLE/CPC21018

Billing Information:

Email To:

Site Collection Info/Address:

State: / County/City: Time Zone Collected: [ ] PT [ ] MT [ ] CT [X] ET

Phone:
Email:

Site/Facility ID #:

Compliance Monitoring? [ ] Yes [X] No

Collected By (print): CHRIS REEVES

Purchase Order #: 2020-L1-2248
Quote #:

DW PWS ID #:
DW Location Code:

Collected By (signature):

Turnaround Date Required: STANDARD CDR

Immediately Packed on Ice: [X] Yes [ ] No

Sample Disposal: [X] Dispose as appropriate [ ] Return [ ] Archive: _____ [ ] Hold: _____

Rush: [ ] Same Day [ ] Next Day [ ] 2 Day [X] 3 Day [ ] 4 Day [ ] 5 Day (Expedite Charges Apply)

Field Filtered (if applicable): [ ] Yes [ ] No

Analysis: _____

* Matrix Codes (Insert in Matrix box below): Drinking Water (DW), Ground Water (GW), Wastewater (WW), Product (P), Soil/Solid (SL), Oil (OL), Wipe (WP), Air (AR), Tissue (TS), Bioassay (B), Vapor (V), Other (OT)

Analyses

Customer Sample ID	Matrix *	Comp / Grab	Collected (or Composite Start) Date	Collected (or Composite Start) Time	Composite End Date	Composite End Time	Res Cl	# of Ctns	MADEP VPH	VOCs BY 8260D	Lab Profile/Line:
AF1A 40-42	SL	GRAB	7.14.21	0925				3	X	X	92550103 001
AF1B 44-46	SL	GRAB	7.14.21	1020				3	X	X	002
AF1C 44-46	SL	GRAB	7.14.21	1315				3	X	X	003
AF1D 36-38	SL	GRAB	7.14.21	1430				3	X	X	004
AAØØ 36-38	SL	GRAB	7.14.21	1555				3	X	X	005
ABØØ 30-32	SL	GRAB	7.14.21	1705				3	X	X	006

CDR 7.14.21

Lab Sample Receipt Checklist:

Custody Seals Present/Intact	Y N NA
Custody Signatures Present	Y N NA
Collector Signature Present	Y N NA
Bottles Intact	Y N NA
Correct Bottles	Y N NA
Sufficient Volume	Y N NA
Samples Received on Ice	Y N NA
VOA - Headspace Acceptable	Y N NA
USDA Regulated Soils	Y N NA
Samples in Holding Time	Y N NA
Residual Chlorine Present	Y N NA
Cl Strips: _____	
Sample pH Acceptable	Y N NA
pH Strips: _____	
Sulfide Present	Y N NA
Lead Acetate Strips: _____	

LAB USE ONLY:
Lab Sample # / Comments:

Customer Remarks / Special Conditions / Possible Hazards:

Type of Ice Used: Wet Blue Dry None

Packing Material Used: foam

Radchem sample(s) screened (<500 cpm): Y N NA

SHORT HOLDS PRESENT (<72 hours): Y N N/A

Lab Tracking #: 2632906

Samples received via: FEDEX UPS Client Courier Pace Courier

Lab Sample Temperature Info:
Temp Blank Received: Y N NA
Therm ID#: 92T064
Cooler 1 Temp Upon Receipt: 5.4 oC
Cooler 1 Therm Corr. Factor: -0.1 oC
Cooler 1 Corrected Temp: 5.3 oC
Comments:

Relinquished by/Company: (Signature)	Date/Time:	Received by/Company: (Signature)	Date/Time:
[signature]	7.15.21 / 1730	[signature] / Apex	7/15/21 1730
[signature] / Apex	7/16/21 / 1120	[signature] / Apex	7/16/21 1120
[signature] / Apex	7/16/21 1300	John Whitman Pace HVI	7-16-21 1300

MTJL LAB USE ONLY
Table #:
Acctnum:
Template:
Prelogin:
PM:
PB:

Trip Blank Received: Y N NA
HCL MeOH TSP Other

Non Conformance(s): YES / NO

Page: 1 of: 1

*Check mark top half of box if pH and/or dechlorination is verified and within the acceptance range for preservation samples.

Exceptions: VOA, Coliform, TOC, Oil and Grease, DRO/8015 (water) DOC, LLHg

**Bottom half of box is to list number of bottles

Project # **WO#: 92550103**

PM: AMB Due Date: 07/21/21

CLIENT: 92-APEX MOOR

Item#	BP4U-125 mL Plastic Unpreserved (N/A) (Cl-)	BP3U-250 mL Plastic Unpreserved (N/A)	BP2U-500 mL Plastic Unpreserved (N/A)	BP1U-1 liter Plastic Unpreserved (N/A)	BP4S-125 mL Plastic H2SO4 (pH < 2) (Cl-)	BP3N-250 mL plastic HNO3 (pH < 2)	BP4Z-125 mL Plastic ZN Acetate & NaOH (>9)	BP4C-125 mL Plastic NaOH (pH > 12) (Cl-)	WGFU-Wide-mouthed Glass jar Unpreserved	AG1U-1 liter Amber Unpreserved (N/A) (Cl-)	AG1H-1 liter Amber HCl (pH < 2)	AG3U-250 mL Amber Unpreserved (N/A) (Cl-)	AG1S-1 liter Amber H2SO4 (pH < 2)	AG3S-250 mL Amber H2SO4 (pH < 2)	AG3A(DG3A)-250 mL Amber NH4Cl (N/A)(Cl-)	DG9H-40 mL VOA HCl (N/A)	VG9T-40 mL VOA Na2S2O3 (N/A)	VG9U-40 mL VOA Unp (N/A)	DG9P-40 mL VOA H3PO4 (N/A)	VOAK (6 vials per kit)-5035 kit (N/A)	V/GK (3 vials per kit)-VPH/Gas kit (N/A)	SP5T-125 mL Sterile Plastic (N/A – lab)	SP2T-250 mL Sterile Plastic (N/A – lab)		BP3A-250 mL Plastic (NH2)2SO4 (9.3-9.7)	AG0U-100 mL Amber Unpreserved vials (N/A)	VSGU-20 mL Scintillation vials (N/A)	DG9U-40 mL Amber Unpreserved vials (N/A)
1																						3							
2																						3							
3																						3							
4																						3							
5																						3							
6																						3							
7																													
8																													
9																													
10																													
11																													
12																													

pH Adjustment Log for Preserved Samples

Sample ID	Type of Preservative	pH upon receipt	Date preservation adjusted	Time preservation adjusted	Amount of Preservative added	Lot #

Note: Whenever there is a discrepancy affecting North Carolina compliance samples, a copy of this form will be sent to the North Carolina DEHNR Certification Office (i.e. Out of hold, incorrect preservative, out of temp, incorrect containers.

Pace Analytical Services, LLC
9800 Kincey Ave. Suite 100
Huntersville, NC 28078
(704)875-9092

July 09, 2021

Andrew Wreschnig
AECOM
6000 Fairview Road
Suite 200
Charlotte, NC 28210

RE: Project: CPC Huntersville (7/6/21)
Pace Project No.: 92547898

Dear Andrew Wreschnig:

Enclosed are the analytical results for sample(s) received by the laboratory on July 06, 2021. The results relate only to the samples included in this report. Results reported herein conform to the applicable TNI/NELAC Standards and the laboratory's Quality Manual, where applicable, unless otherwise noted in the body of the report.

The test results provided in this final report were generated by each of the following laboratories within the Pace Network:

- Pace Analytical Services - Asheville
- Pace Analytical Services - Charlotte

If you have any questions concerning this report, please feel free to contact me.

Sincerely,

Nicole D'Oleo

Nicole D'Oleo
nicole.d'oleo@pacelabs.com
(704)875-9092
Project Manager

Enclosures

cc: Teresa Amentt Jennings, AECOM
Jeff Morrison, Colonial Pipeline Company

This report shall not be reproduced, except in full,
without the written consent of Pace Analytical Services, LLC.

Pace Analytical Services, LLC
9800 Kincey Ave. Suite 100
Huntersville, NC 28078
(704)875-9092

CERTIFICATIONS

Project: CPC Huntersville (7/6/21)
Pace Project No.: 92547898

Pace Analytical Services Charlotte
9800 Kincey Ave. Ste 100, Huntersville, NC 28078
Louisiana/NELAP Certification # LA170028
North Carolina Drinking Water Certification #: 37706
North Carolina Field Services Certification #: 5342
North Carolina Wastewater Certification #: 12
South Carolina Certification #: 99006001
Florida/NELAP Certification #: E87627
Kentucky UST Certification #: 84
Virginia/VELAP Certification #: 460221

Pace Analytical Services Asheville
2225 Riverside Drive, Asheville, NC 28804
Florida/NELAP Certification #: E87648
North Carolina Drinking Water Certification #: 37712
North Carolina Wastewater Certification #: 40
South Carolina Certification #: 99030001
Virginia/VELAP Certification #: 460222

This report shall not be reproduced, except in full,
without the written consent of Pace Analytical Services, LLC.

Pace Analytical Services, LLC
9800 Kincey Ave. Suite 100
Huntersville, NC 28078
(704)875-9092

SAMPLE SUMMARY

Project: CPC Huntersville (7/6/21)
Pace Project No.: 92547898

Lab ID	Sample ID	Matrix	Date Collected	Date Received
92547898001	**MW-64**	Water	07/06/21 10:10	07/06/21 17:45
92547898002	**MW-65**	Water	07/06/21 13:15	07/06/21 17:45
92547898003	**MW-65D**	Water	07/06/21 10:15	07/06/21 17:45
92547898004	**MW-70**	Water	07/06/21 15:05	07/06/21 17:45
92547898005	**MW-74**	Water	07/06/21 10:40	07/06/21 17:45
92547898006	**MW-75**	Water	07/06/21 11:50	07/06/21 17:45
92547898007	**FB-1-20210706**	Water	07/06/21 15:40	07/06/21 17:45
92547898008	**Trip Blank**	Water	07/06/21 00:00	07/06/21 17:45

This report shall not be reproduced, except in full,
without the written consent of Pace Analytical Services, LLC.

Pace Analytical Services, LLC
9800 Kincey Ave. Suite 100
Huntersville, NC 28078
(704)875-9092

SAMPLE ANALYTE COUNT

Project: CPC Huntersville (7/6/21)
Pace Project No.: 92547898

Lab ID	Sample ID	Method	Analysts	Analytes Reported	Laboratory
92547898001	**MW-64**	MADEP VPH	MAD	6	PASI-C
		EPA 6010D	DS	1	PASI-A
		SM 6200B	SAS	63	PASI-C
92547898002	**MW-65**	MADEP VPH	MAD	6	PASI-C
		EPA 6010D	SH1	1	PASI-A
		SM 6200B	SAS	63	PASI-C
92547898003	**MW-65D**	MADEP VPH	MAD	6	PASI-C
		EPA 6010D	SH1	1	PASI-A
		SM 6200B	SAS	63	PASI-C
92547898004	**MW-70**	MADEP VPH	MAD	6	PASI-C
		EPA 6010D	SH1	1	PASI-A
		SM 6200B	SAS	63	PASI-C
92547898005	**MW-74**	MADEP VPH	MAD	6	PASI-C
		EPA 6010D	SH1	1	PASI-A
		SM 6200B	SAS	63	PASI-C
92547898006	**MW-75**	MADEP VPH	MAD	6	PASI-C
		EPA 6010D	SH1	1	PASI-A
		SM 6200B	SAS	63	PASI-C
92547898007	**FB-1-20210706**	MADEP VPH	MAD	6	PASI-C
		SM 6200B	SAS	63	PASI-C
92547898008	**Trip Blank**	SM 6200B	SAS	63	PASI-C

PASI-A = Pace Analytical Services - Asheville
PASI-C = Pace Analytical Services - Charlotte

This report shall not be reproduced, except in full,
without the written consent of Pace Analytical Services, LLC.

Pace Analytical Services, LLC
9800 Kincey Ave. Suite 100
Huntersville, NC 28078
(704)875-9092

ANALYTICAL RESULTS

Project: CPC Huntersville (7/6/21)
Pace Project No.: 92547898

Sample: MW-64 **Lab ID: 92547898001** Collected: 07/06/21 10:10 Received: 07/06/21 17:45 Matrix: Water

Parameters	Results	Units	Report Limit	MDL	DF	Prepared	Analyzed	CAS No.	Qual
VPH NC Water	Analytical Method: MADEP VPH Pace Analytical Services - Charlotte								
Total VPH (C5-C12)	ND	ug/L	50.0	50.0	1		07/07/21 16:45		N2
Aliphatic (C05-C08)	ND	ug/L	50.0	50.0	1		07/07/21 16:45		N2
Aliphatic(C09-C12) Adjusted	ND	ug/L	50.0	50.0	1		07/07/21 16:45		N2
Aromatic (C09-C10)	ND	ug/L	50.0	50.0	1		07/07/21 16:45		N2
Surrogates									
4-Bromofluorobenzene (FID) (S)	103	%	70-130		1		07/07/21 16:45	460-00-4	
4-Bromofluorobenzene (PID) (S)	98	%	70-130		1		07/07/21 16:45	460-00-4	
6010 MET ICP	Analytical Method: EPA 6010D Preparation Method: EPA 3010A Pace Analytical Services - Asheville								
Lead	**5.8**	ug/L	5.0	4.5	1	07/07/21 12:50	07/07/21 19:36	7439-92-1	
6200B MSV	Analytical Method: SM 6200B Pace Analytical Services - Charlotte								
Benzene	ND	ug/L	0.50	0.34	1		07/08/21 00:21	71-43-2	
Bromobenzene	ND	ug/L	0.50	0.29	1		07/08/21 00:21	108-86-1	
Bromochloromethane	ND	ug/L	0.50	0.47	1		07/08/21 00:21	74-97-5	
Bromodichloromethane	ND	ug/L	0.50	0.31	1		07/08/21 00:21	75-27-4	
Bromoform	ND	ug/L	0.50	0.34	1		07/08/21 00:21	75-25-2	
Bromomethane	ND	ug/L	5.0	1.7	1		07/08/21 00:21	74-83-9	
n-Butylbenzene	ND	ug/L	0.50	0.49	1		07/08/21 00:21	104-51-8	
sec-Butylbenzene	ND	ug/L	0.50	0.40	1		07/08/21 00:21	135-98-8	
tert-Butylbenzene	ND	ug/L	0.50	0.32	1		07/08/21 00:21	98-06-6	
Carbon tetrachloride	ND	ug/L	0.50	0.33	1		07/08/21 00:21	56-23-5	
Chlorobenzene	ND	ug/L	0.50	0.28	1		07/08/21 00:21	108-90-7	
Chloroethane	ND	ug/L	1.0	0.65	1		07/08/21 00:21	75-00-3	
Chloroform	**1.3**	ug/L	0.50	0.35	1		07/08/21 00:21	67-66-3	
Chloromethane	ND	ug/L	1.0	0.54	1		07/08/21 00:21	74-87-3	
2-Chlorotoluene	ND	ug/L	0.50	0.32	1		07/08/21 00:21	95-49-8	
4-Chlorotoluene	ND	ug/L	0.50	0.32	1		07/08/21 00:21	106-43-4	
1,2-Dibromo-3-chloropropane	ND	ug/L	1.0	0.34	1		07/08/21 00:21	96-12-8	
Dibromochloromethane	ND	ug/L	0.50	0.36	1		07/08/21 00:21	124-48-1	
1,2-Dibromoethane (EDB)	ND	ug/L	0.50	0.27	1		07/08/21 00:21	106-93-4	
Dibromomethane	ND	ug/L	0.50	0.39	1		07/08/21 00:21	74-95-3	
1,2-Dichlorobenzene	ND	ug/L	0.50	0.34	1		07/08/21 00:21	95-50-1	
1,3-Dichlorobenzene	ND	ug/L	0.50	0.34	1		07/08/21 00:21	541-73-1	
1,4-Dichlorobenzene	ND	ug/L	0.50	0.33	1		07/08/21 00:21	106-46-7	
Dichlorodifluoromethane	ND	ug/L	0.50	0.35	1		07/08/21 00:21	75-71-8	
1,1-Dichloroethane	ND	ug/L	0.50	0.37	1		07/08/21 00:21	75-34-3	
1,2-Dichloroethane	ND	ug/L	0.50	0.32	1		07/08/21 00:21	107-06-2	
1,1-Dichloroethene	ND	ug/L	0.50	0.35	1		07/08/21 00:21	75-35-4	
cis-1,2-Dichloroethene	ND	ug/L	0.50	0.38	1		07/08/21 00:21	156-59-2	
trans-1,2-Dichloroethene	ND	ug/L	0.50	0.40	1		07/08/21 00:21	156-60-5	
1,2-Dichloropropane	ND	ug/L	0.50	0.36	1		07/08/21 00:21	78-87-5	
1,3-Dichloropropane	ND	ug/L	0.50	0.28	1		07/08/21 00:21	142-28-9	

REPORT OF LABORATORY ANALYSIS

This report shall not be reproduced, except in full,
without the written consent of Pace Analytical Services, LLC.

Pace Analytical Services, LLC
9800 Kincey Ave. Suite 100
Huntersville, NC 28078
(704)875-9092

ANALYTICAL RESULTS

Project: CPC Huntersville (7/6/21)
Pace Project No.: 92547898

Sample: MW-64 **Lab ID: 92547898001** Collected: 07/06/21 10:10 Received: 07/06/21 17:45 Matrix: Water

Parameters	Results	Units	Report Limit	MDL	DF	Prepared	Analyzed	CAS No.	Qual
6200B MSV	Analytical Method: SM 6200B Pace Analytical Services - Charlotte								
2,2-Dichloropropane	ND	ug/L	0.50	0.39	1		07/08/21 00:21	594-20-7	
1,1-Dichloropropene	ND	ug/L	0.50	0.43	1		07/08/21 00:21	563-58-6	
cis-1,3-Dichloropropene	ND	ug/L	0.50	0.36	1		07/08/21 00:21	10061-01-5	
trans-1,3-Dichloropropene	ND	ug/L	0.50	0.36	1		07/08/21 00:21	10061-02-6	
Diisopropyl ether	ND	ug/L	0.50	0.31	1		07/08/21 00:21	108-20-3	
Ethylbenzene	ND	ug/L	0.50	0.30	1		07/08/21 00:21	100-41-4	
Hexachloro-1,3-butadiene	ND	ug/L	2.0	1.5	1		07/08/21 00:21	87-68-3	
Isopropylbenzene (Cumene)	ND	ug/L	0.50	0.33	1		07/08/21 00:21	98-82-8	
Methylene Chloride	ND	ug/L	2.0	2.0	1		07/08/21 00:21	75-09-2	
Methyl-tert-butyl ether	ND	ug/L	0.50	0.42	1		07/08/21 00:21	1634-04-4	
Naphthalene	ND	ug/L	2.0	0.64	1		07/08/21 00:21	91-20-3	
n-Propylbenzene	ND	ug/L	0.50	0.34	1		07/08/21 00:21	103-65-1	
Styrene	ND	ug/L	0.50	0.29	1		07/08/21 00:21	100-42-5	
1,1,1,2-Tetrachloroethane	ND	ug/L	0.50	0.31	1		07/08/21 00:21	630-20-6	
1,1,2,2-Tetrachloroethane	ND	ug/L	0.50	0.22	1		07/08/21 00:21	79-34-5	
Tetrachloroethene	ND	ug/L	0.50	0.29	1		07/08/21 00:21	127-18-4	
Toluene	ND	ug/L	0.50	0.48	1		07/08/21 00:21	108-88-3	
1,2,3-Trichlorobenzene	ND	ug/L	2.0	0.81	1		07/08/21 00:21	87-61-6	
1,2,4-Trichlorobenzene	ND	ug/L	2.0	0.64	1		07/08/21 00:21	120-82-1	
1,1,1-Trichloroethane	ND	ug/L	0.50	0.33	1		07/08/21 00:21	71-55-6	
1,1,2-Trichloroethane	ND	ug/L	0.50	0.32	1		07/08/21 00:21	79-00-5	
Trichloroethene	ND	ug/L	0.50	0.38	1		07/08/21 00:21	79-01-6	
Trichlorofluoromethane	ND	ug/L	1.0	0.30	1		07/08/21 00:21	75-69-4	
1,2,3-Trichloropropane	ND	ug/L	0.50	0.26	1		07/08/21 00:21	96-18-4	
1,2,4-Trimethylbenzene	ND	ug/L	0.50	0.50	1		07/08/21 00:21	95-63-6	
1,3,5-Trimethylbenzene	ND	ug/L	0.50	0.33	1		07/08/21 00:21	108-67-8	
Vinyl chloride	ND	ug/L	1.0	0.39	1		07/08/21 00:21	75-01-4	
m&p-Xylene	ND	ug/L	1.0	0.71	1		07/08/21 00:21	179601-23-1	
o-Xylene	ND	ug/L	0.50	0.34	1		07/08/21 00:21	95-47-6	
Surrogates									
1,2-Dichloroethane-d4 (S)	103	%	70-130		1		07/08/21 00:21	17060-07-0	
4-Bromofluorobenzene (S)	97	%	70-130		1		07/08/21 00:21	460-00-4	
Toluene-d8 (S)	101	%	70-130		1		07/08/21 00:21	2037-26-5	

REPORT OF LABORATORY ANALYSIS

This report shall not be reproduced, except in full,
without the written consent of Pace Analytical Services, LLC.

Pace Analytical Services, LLC
9800 Kincey Ave. Suite 100
Huntersville, NC 28078
(704)875-9092

ANALYTICAL RESULTS

Project: CPC Huntersville (7/6/21)
Pace Project No.: 92547898

Sample: MW-65 **Lab ID: 92547898002** Collected: 07/06/21 13:15 Received: 07/06/21 17:45 Matrix: Water

Parameters	Results	Units	Report Limit	MDL	DF	Prepared	Analyzed	CAS No.	Qual
VPH NC Water	Analytical Method: MADEP VPH Pace Analytical Services - Charlotte								
Total VPH (C5-C12)	ND	ug/L	50.0	50.0	1		07/07/21 17:14		N2
Aliphatic (C05-C08)	ND	ug/L	50.0	50.0	1		07/07/21 17:14		N2
Aliphatic(C09-C12) Adjusted	ND	ug/L	50.0	50.0	1		07/07/21 17:14		N2
Aromatic (C09-C10)	ND	ug/L	50.0	50.0	1		07/07/21 17:14		N2
Surrogates									
4-Bromofluorobenzene (FID) (S)	107	%	70-130		1		07/07/21 17:14	460-00-4	
4-Bromofluorobenzene (PID) (S)	102	%	70-130		1		07/07/21 17:14	460-00-4	
6010 MET ICP	Analytical Method: EPA 6010D Preparation Method: EPA 3010A Pace Analytical Services - Asheville								
Lead	**4.6J**	ug/L	5.0	4.5	1	07/07/21 12:50	07/07/21 20:05	7439-92-1	
6200B MSV	Analytical Method: SM 6200B Pace Analytical Services - Charlotte								
Benzene	ND	ug/L	0.50	0.34	1		07/07/21 22:51	71-43-2	
Bromobenzene	ND	ug/L	0.50	0.29	1		07/07/21 22:51	108-86-1	
Bromochloromethane	ND	ug/L	0.50	0.47	1		07/07/21 22:51	74-97-5	
Bromodichloromethane	ND	ug/L	0.50	0.31	1		07/07/21 22:51	75-27-4	
Bromoform	ND	ug/L	0.50	0.34	1		07/07/21 22:51	75-25-2	
Bromomethane	ND	ug/L	5.0	1.7	1		07/07/21 22:51	74-83-9	
n-Butylbenzene	ND	ug/L	0.50	0.49	1		07/07/21 22:51	104-51-8	
sec-Butylbenzene	ND	ug/L	0.50	0.40	1		07/07/21 22:51	135-98-8	
tert-Butylbenzene	ND	ug/L	0.50	0.32	1		07/07/21 22:51	98-06-6	
Carbon tetrachloride	ND	ug/L	0.50	0.33	1		07/07/21 22:51	56-23-5	
Chlorobenzene	ND	ug/L	0.50	0.28	1		07/07/21 22:51	108-90-7	
Chloroethane	ND	ug/L	1.0	0.65	1		07/07/21 22:51	75-00-3	
Chloroform	ND	ug/L	0.50	0.35	1		07/07/21 22:51	67-66-3	
Chloromethane	ND	ug/L	1.0	0.54	1		07/07/21 22:51	74-87-3	
2-Chlorotoluene	ND	ug/L	0.50	0.32	1		07/07/21 22:51	95-49-8	
4-Chlorotoluene	ND	ug/L	0.50	0.32	1		07/07/21 22:51	106-43-4	
1,2-Dibromo-3-chloropropane	ND	ug/L	1.0	0.34	1		07/07/21 22:51	96-12-8	
Dibromochloromethane	ND	ug/L	0.50	0.36	1		07/07/21 22:51	124-48-1	
1,2-Dibromoethane (EDB)	ND	ug/L	0.50	0.27	1		07/07/21 22:51	106-93-4	
Dibromomethane	ND	ug/L	0.50	0.39	1		07/07/21 22:51	74-95-3	
1,2-Dichlorobenzene	ND	ug/L	0.50	0.34	1		07/07/21 22:51	95-50-1	
1,3-Dichlorobenzene	ND	ug/L	0.50	0.34	1		07/07/21 22:51	541-73-1	
1,4-Dichlorobenzene	ND	ug/L	0.50	0.33	1		07/07/21 22:51	106-46-7	
Dichlorodifluoromethane	ND	ug/L	0.50	0.35	1		07/07/21 22:51	75-71-8	
1,1-Dichloroethane	ND	ug/L	0.50	0.37	1		07/07/21 22:51	75-34-3	
1,2-Dichloroethane	ND	ug/L	0.50	0.32	1		07/07/21 22:51	107-06-2	
1,1-Dichloroethene	ND	ug/L	0.50	0.35	1		07/07/21 22:51	75-35-4	
cis-1,2-Dichloroethene	ND	ug/L	0.50	0.38	1		07/07/21 22:51	156-59-2	
trans-1,2-Dichloroethene	ND	ug/L	0.50	0.40	1		07/07/21 22:51	156-60-5	
1,2-Dichloropropane	ND	ug/L	0.50	0.36	1		07/07/21 22:51	78-87-5	
1,3-Dichloropropane	ND	ug/L	0.50	0.28	1		07/07/21 22:51	142-28-9	

REPORT OF LABORATORY ANALYSIS

This report shall not be reproduced, except in full,
without the written consent of Pace Analytical Services, LLC.

Pace Analytical Services, LLC
9800 Kincey Ave. Suite 100
Huntersville, NC 28078
(704)875-9092

ANALYTICAL RESULTS

Project: CPC Huntersville (7/6/21)
Pace Project No.: 92547898

Sample: MW-65 **Lab ID: 92547898002** Collected: 07/06/21 13:15 Received: 07/06/21 17:45 Matrix: Water

Parameters	Results	Units	Report Limit	MDL	DF	Prepared	Analyzed	CAS No.	Qual
6200B MSV	Analytical Method: SM 6200B Pace Analytical Services - Charlotte								
2,2-Dichloropropane	ND	ug/L	0.50	0.39	1		07/07/21 22:51	594-20-7	
1,1-Dichloropropene	ND	ug/L	0.50	0.43	1		07/07/21 22:51	563-58-6	
cis-1,3-Dichloropropene	ND	ug/L	0.50	0.36	1		07/07/21 22:51	10061-01-5	
trans-1,3-Dichloropropene	ND	ug/L	0.50	0.36	1		07/07/21 22:51	10061-02-6	
Diisopropyl ether	ND	ug/L	0.50	0.31	1		07/07/21 22:51	108-20-3	
Ethylbenzene	ND	ug/L	0.50	0.30	1		07/07/21 22:51	100-41-4	
Hexachloro-1,3-butadiene	ND	ug/L	2.0	1.5	1		07/07/21 22:51	87-68-3	
Isopropylbenzene (Cumene)	ND	ug/L	0.50	0.33	1		07/07/21 22:51	98-82-8	
Methylene Chloride	ND	ug/L	2.0	2.0	1		07/07/21 22:51	75-09-2	
Methyl-tert-butyl ether	ND	ug/L	0.50	0.42	1		07/07/21 22:51	1634-04-4	
Naphthalene	ND	ug/L	2.0	0.64	1		07/07/21 22:51	91-20-3	
n-Propylbenzene	ND	ug/L	0.50	0.34	1		07/07/21 22:51	103-65-1	
Styrene	ND	ug/L	0.50	0.29	1		07/07/21 22:51	100-42-5	
1,1,1,2-Tetrachloroethane	ND	ug/L	0.50	0.31	1		07/07/21 22:51	630-20-6	
1,1,2,2-Tetrachloroethane	ND	ug/L	0.50	0.22	1		07/07/21 22:51	79-34-5	
Tetrachloroethene	ND	ug/L	0.50	0.29	1		07/07/21 22:51	127-18-4	
Toluene	ND	ug/L	0.50	0.48	1		07/07/21 22:51	108-88-3	
1,2,3-Trichlorobenzene	ND	ug/L	2.0	0.81	1		07/07/21 22:51	87-61-6	
1,2,4-Trichlorobenzene	ND	ug/L	2.0	0.64	1		07/07/21 22:51	120-82-1	
1,1,1-Trichloroethane	ND	ug/L	0.50	0.33	1		07/07/21 22:51	71-55-6	
1,1,2-Trichloroethane	ND	ug/L	0.50	0.32	1		07/07/21 22:51	79-00-5	
Trichloroethene	ND	ug/L	0.50	0.38	1		07/07/21 22:51	79-01-6	
Trichlorofluoromethane	ND	ug/L	1.0	0.30	1		07/07/21 22:51	75-69-4	
1,2,3-Trichloropropane	ND	ug/L	0.50	0.26	1		07/07/21 22:51	96-18-4	
1,2,4-Trimethylbenzene	ND	ug/L	0.50	0.50	1		07/07/21 22:51	95-63-6	
1,3,5-Trimethylbenzene	ND	ug/L	0.50	0.33	1		07/07/21 22:51	108-67-8	
Vinyl chloride	ND	ug/L	1.0	0.39	1		07/07/21 22:51	75-01-4	
m&p-Xylene	ND	ug/L	1.0	0.71	1		07/07/21 22:51	179601-23-1	
o-Xylene	ND	ug/L	0.50	0.34	1		07/07/21 22:51	95-47-6	
Surrogates									
1,2-Dichloroethane-d4 (S)	103	%	70-130		1		07/07/21 22:51	17060-07-0	
4-Bromofluorobenzene (S)	96	%	70-130		1		07/07/21 22:51	460-00-4	
Toluene-d8 (S)	101	%	70-130		1		07/07/21 22:51	2037-26-5	

REPORT OF LABORATORY ANALYSIS

This report shall not be reproduced, except in full,
without the written consent of Pace Analytical Services, LLC.

Pace Analytical Services, LLC
9800 Kincey Ave. Suite 100
Huntersville, NC 28078
(704)875-9092

ANALYTICAL RESULTS

Project: CPC Huntersville (7/6/21)
Pace Project No.: 92547898

Sample: MW-65D **Lab ID: 92547898003** Collected: 07/06/21 10:15 Received: 07/06/21 17:45 Matrix: Water

Parameters	Results	Units	Report Limit	MDL	DF	Prepared	Analyzed	CAS No.	Qual
VPH NC Water	Analytical Method: MADEP VPH Pace Analytical Services - Charlotte								
Total VPH (C5-C12)	ND	ug/L	50.0	50.0	1		07/07/21 17:42		N2
Aliphatic (C05-C08)	ND	ug/L	50.0	50.0	1		07/07/21 17:42		N2
Aliphatic(C09-C12) Adjusted	ND	ug/L	50.0	50.0	1		07/07/21 17:42		N2
Aromatic (C09-C10)	ND	ug/L	50.0	50.0	1		07/07/21 17:42		N2
Surrogates									
4-Bromofluorobenzene (FID) (S)	104	%	70-130		1		07/07/21 17:42	460-00-4	
4-Bromofluorobenzene (PID) (S)	99	%	70-130		1		07/07/21 17:42	460-00-4	
6010 MET ICP	Analytical Method: EPA 6010D Preparation Method: EPA 3010A Pace Analytical Services - Asheville								
Lead	ND	ug/L	5.0	4.5	1	07/07/21 12:50	07/07/21 20:09	7439-92-1	
6200B MSV	Analytical Method: SM 6200B Pace Analytical Services - Charlotte								
Benzene	ND	ug/L	0.50	0.34	1		07/07/21 23:09	71-43-2	
Bromobenzene	ND	ug/L	0.50	0.29	1		07/07/21 23:09	108-86-1	
Bromochloromethane	ND	ug/L	0.50	0.47	1		07/07/21 23:09	74-97-5	
Bromodichloromethane	ND	ug/L	0.50	0.31	1		07/07/21 23:09	75-27-4	
Bromoform	ND	ug/L	0.50	0.34	1		07/07/21 23:09	75-25-2	
Bromomethane	ND	ug/L	5.0	1.7	1		07/07/21 23:09	74-83-9	
n-Butylbenzene	ND	ug/L	0.50	0.49	1		07/07/21 23:09	104-51-8	
sec-Butylbenzene	ND	ug/L	0.50	0.40	1		07/07/21 23:09	135-98-8	
tert-Butylbenzene	ND	ug/L	0.50	0.32	1		07/07/21 23:09	98-06-6	
Carbon tetrachloride	ND	ug/L	0.50	0.33	1		07/07/21 23:09	56-23-5	
Chlorobenzene	ND	ug/L	0.50	0.28	1		07/07/21 23:09	108-90-7	
Chloroethane	ND	ug/L	1.0	0.65	1		07/07/21 23:09	75-00-3	
Chloroform	ND	ug/L	0.50	0.35	1		07/07/21 23:09	67-66-3	
Chloromethane	ND	ug/L	1.0	0.54	1		07/07/21 23:09	74-87-3	
2-Chlorotoluene	ND	ug/L	0.50	0.32	1		07/07/21 23:09	95-49-8	
4-Chlorotoluene	ND	ug/L	0.50	0.32	1		07/07/21 23:09	106-43-4	
1,2-Dibromo-3-chloropropane	ND	ug/L	1.0	0.34	1		07/07/21 23:09	96-12-8	
Dibromochloromethane	ND	ug/L	0.50	0.36	1		07/07/21 23:09	124-48-1	
1,2-Dibromoethane (EDB)	ND	ug/L	0.50	0.27	1		07/07/21 23:09	106-93-4	
Dibromomethane	ND	ug/L	0.50	0.39	1		07/07/21 23:09	74-95-3	
1,2-Dichlorobenzene	ND	ug/L	0.50	0.34	1		07/07/21 23:09	95-50-1	
1,3-Dichlorobenzene	ND	ug/L	0.50	0.34	1		07/07/21 23:09	541-73-1	
1,4-Dichlorobenzene	ND	ug/L	0.50	0.33	1		07/07/21 23:09	106-46-7	
Dichlorodifluoromethane	ND	ug/L	0.50	0.35	1		07/07/21 23:09	75-71-8	
1,1-Dichloroethane	ND	ug/L	0.50	0.37	1		07/07/21 23:09	75-34-3	
1,2-Dichloroethane	ND	ug/L	0.50	0.32	1		07/07/21 23:09	107-06-2	
1,1-Dichloroethene	ND	ug/L	0.50	0.35	1		07/07/21 23:09	75-35-4	
cis-1,2-Dichloroethene	ND	ug/L	0.50	0.38	1		07/07/21 23:09	156-59-2	
trans-1,2-Dichloroethene	ND	ug/L	0.50	0.40	1		07/07/21 23:09	156-60-5	
1,2-Dichloropropane	ND	ug/L	0.50	0.36	1		07/07/21 23:09	78-87-5	
1,3-Dichloropropane	ND	ug/L	0.50	0.28	1		07/07/21 23:09	142-28-9	

REPORT OF LABORATORY ANALYSIS

This report shall not be reproduced, except in full,
without the written consent of Pace Analytical Services, LLC.

Pace Analytical Services, LLC
9800 Kincey Ave. Suite 100
Huntersville, NC 28078
(704)875-9092

ANALYTICAL RESULTS

Project: CPC Huntersville (7/6/21)
Pace Project No.: 92547898

Sample: MW-65D **Lab ID: 92547898003** Collected: 07/06/21 10:15 Received: 07/06/21 17:45 Matrix: Water

Parameters	Results	Units	Report Limit	MDL	DF	Prepared	Analyzed	CAS No.	Qual
6200B MSV	Analytical Method: SM 6200B Pace Analytical Services - Charlotte								
2,2-Dichloropropane	ND	ug/L	0.50	0.39	1		07/07/21 23:09	594-20-7	
1,1-Dichloropropene	ND	ug/L	0.50	0.43	1		07/07/21 23:09	563-58-6	
cis-1,3-Dichloropropene	ND	ug/L	0.50	0.36	1		07/07/21 23:09	10061-01-5	
trans-1,3-Dichloropropene	ND	ug/L	0.50	0.36	1		07/07/21 23:09	10061-02-6	
Diisopropyl ether	ND	ug/L	0.50	0.31	1		07/07/21 23:09	108-20-3	
Ethylbenzene	ND	ug/L	0.50	0.30	1		07/07/21 23:09	100-41-4	
Hexachloro-1,3-butadiene	ND	ug/L	2.0	1.5	1		07/07/21 23:09	87-68-3	
Isopropylbenzene (Cumene)	ND	ug/L	0.50	0.33	1		07/07/21 23:09	98-82-8	
Methylene Chloride	ND	ug/L	2.0	2.0	1		07/07/21 23:09	75-09-2	
Methyl-tert-butyl ether	ND	ug/L	0.50	0.42	1		07/07/21 23:09	1634-04-4	
Naphthalene	ND	ug/L	2.0	0.64	1		07/07/21 23:09	91-20-3	
n-Propylbenzene	ND	ug/L	0.50	0.34	1		07/07/21 23:09	103-65-1	
Styrene	ND	ug/L	0.50	0.29	1		07/07/21 23:09	100-42-5	
1,1,1,2-Tetrachloroethane	ND	ug/L	0.50	0.31	1		07/07/21 23:09	630-20-6	
1,1,2,2-Tetrachloroethane	ND	ug/L	0.50	0.22	1		07/07/21 23:09	79-34-5	
Tetrachloroethene	ND	ug/L	0.50	0.29	1		07/07/21 23:09	127-18-4	
Toluene	ND	ug/L	0.50	0.48	1		07/07/21 23:09	108-88-3	
1,2,3-Trichlorobenzene	ND	ug/L	2.0	0.81	1		07/07/21 23:09	87-61-6	
1,2,4-Trichlorobenzene	ND	ug/L	2.0	0.64	1		07/07/21 23:09	120-82-1	
1,1,1-Trichloroethane	ND	ug/L	0.50	0.33	1		07/07/21 23:09	71-55-6	
1,1,2-Trichloroethane	ND	ug/L	0.50	0.32	1		07/07/21 23:09	79-00-5	
Trichloroethene	ND	ug/L	0.50	0.38	1		07/07/21 23:09	79-01-6	
Trichlorofluoromethane	ND	ug/L	1.0	0.30	1		07/07/21 23:09	75-69-4	
1,2,3-Trichloropropane	ND	ug/L	0.50	0.26	1		07/07/21 23:09	96-18-4	
1,2,4-Trimethylbenzene	ND	ug/L	0.50	0.50	1		07/07/21 23:09	95-63-6	
1,3,5-Trimethylbenzene	ND	ug/L	0.50	0.33	1		07/07/21 23:09	108-67-8	
Vinyl chloride	ND	ug/L	1.0	0.39	1		07/07/21 23:09	75-01-4	
m&p-Xylene	ND	ug/L	1.0	0.71	1		07/07/21 23:09	179601-23-1	
o-Xylene	ND	ug/L	0.50	0.34	1		07/07/21 23:09	95-47-6	
Surrogates									
1,2-Dichloroethane-d4 (S)	105	%	70-130		1		07/07/21 23:09	17060-07-0	
4-Bromofluorobenzene (S)	97	%	70-130		1		07/07/21 23:09	460-00-4	
Toluene-d8 (S)	100	%	70-130		1		07/07/21 23:09	2037-26-5	

REPORT OF LABORATORY ANALYSIS

This report shall not be reproduced, except in full,
without the written consent of Pace Analytical Services, LLC.

Pace Analytical Services, LLC
9800 Kincey Ave. Suite 100
Huntersville, NC 28078
(704)875-9092

ANALYTICAL RESULTS

Project: CPC Huntersville (7/6/21)
Pace Project No.: 92547898

Sample: MW-70 **Lab ID: 92547898004** Collected: 07/06/21 15:05 Received: 07/06/21 17:45 Matrix: Water

Parameters	Results	Units	Report Limit	MDL	DF	Prepared	Analyzed	CAS No.	Qual
VPH NC Water	Analytical Method: MADEP VPH Pace Analytical Services - Charlotte								
Total VPH (C5-C12)	ND	ug/L	50.0	50.0	1		07/07/21 18:11		N2
Aliphatic (C05-C08)	ND	ug/L	50.0	50.0	1		07/07/21 18:11		N2
Aliphatic(C09-C12) Adjusted	ND	ug/L	50.0	50.0	1		07/07/21 18:11		N2
Aromatic (C09-C10)	ND	ug/L	50.0	50.0	1		07/07/21 18:11		N2
Surrogates									
4-Bromofluorobenzene (FID) (S)	108	%	70-130		1		07/07/21 18:11	460-00-4	
4-Bromofluorobenzene (PID) (S)	103	%	70-130		1		07/07/21 18:11	460-00-4	
6010 MET ICP	Analytical Method: EPA 6010D Preparation Method: EPA 3010A Pace Analytical Services - Asheville								
Lead	ND	ug/L	5.0	4.5	1	07/07/21 12:50	07/07/21 20:12	7439-92-1	
6200B MSV	Analytical Method: SM 6200B Pace Analytical Services - Charlotte								
Benzene	ND	ug/L	0.50	0.34	1		07/08/21 00:39	71-43-2	
Bromobenzene	ND	ug/L	0.50	0.29	1		07/08/21 00:39	108-86-1	
Bromochloromethane	ND	ug/L	0.50	0.47	1		07/08/21 00:39	74-97-5	
Bromodichloromethane	ND	ug/L	0.50	0.31	1		07/08/21 00:39	75-27-4	
Bromoform	ND	ug/L	0.50	0.34	1		07/08/21 00:39	75-25-2	
Bromomethane	ND	ug/L	5.0	1.7	1		07/08/21 00:39	74-83-9	
n-Butylbenzene	ND	ug/L	0.50	0.49	1		07/08/21 00:39	104-51-8	
sec-Butylbenzene	ND	ug/L	0.50	0.40	1		07/08/21 00:39	135-98-8	
tert-Butylbenzene	ND	ug/L	0.50	0.32	1		07/08/21 00:39	98-06-6	
Carbon tetrachloride	ND	ug/L	0.50	0.33	1		07/08/21 00:39	56-23-5	
Chlorobenzene	ND	ug/L	0.50	0.28	1		07/08/21 00:39	108-90-7	
Chloroethane	ND	ug/L	1.0	0.65	1		07/08/21 00:39	75-00-3	
Chloroform	**0.46J**	ug/L	0.50	0.35	1		07/08/21 00:39	67-66-3	
Chloromethane	ND	ug/L	1.0	0.54	1		07/08/21 00:39	74-87-3	
2-Chlorotoluene	ND	ug/L	0.50	0.32	1		07/08/21 00:39	95-49-8	
4-Chlorotoluene	ND	ug/L	0.50	0.32	1		07/08/21 00:39	106-43-4	
1,2-Dibromo-3-chloropropane	ND	ug/L	1.0	0.34	1		07/08/21 00:39	96-12-8	
Dibromochloromethane	ND	ug/L	0.50	0.36	1		07/08/21 00:39	124-48-1	
1,2-Dibromoethane (EDB)	ND	ug/L	0.50	0.27	1		07/08/21 00:39	106-93-4	
Dibromomethane	ND	ug/L	0.50	0.39	1		07/08/21 00:39	74-95-3	
1,2-Dichlorobenzene	ND	ug/L	0.50	0.34	1		07/08/21 00:39	95-50-1	
1,3-Dichlorobenzene	ND	ug/L	0.50	0.34	1		07/08/21 00:39	541-73-1	
1,4-Dichlorobenzene	ND	ug/L	0.50	0.33	1		07/08/21 00:39	106-46-7	
Dichlorodifluoromethane	ND	ug/L	0.50	0.35	1		07/08/21 00:39	75-71-8	
1,1-Dichloroethane	ND	ug/L	0.50	0.37	1		07/08/21 00:39	75-34-3	
1,2-Dichloroethane	ND	ug/L	0.50	0.32	1		07/08/21 00:39	107-06-2	
1,1-Dichloroethene	ND	ug/L	0.50	0.35	1		07/08/21 00:39	75-35-4	
cis-1,2-Dichloroethene	ND	ug/L	0.50	0.38	1		07/08/21 00:39	156-59-2	
trans-1,2-Dichloroethene	ND	ug/L	0.50	0.40	1		07/08/21 00:39	156-60-5	
1,2-Dichloropropane	ND	ug/L	0.50	0.36	1		07/08/21 00:39	78-87-5	
1,3-Dichloropropane	ND	ug/L	0.50	0.28	1		07/08/21 00:39	142-28-9	

REPORT OF LABORATORY ANALYSIS

This report shall not be reproduced, except in full,
without the written consent of Pace Analytical Services, LLC.

Pace Analytical Services, LLC
9800 Kincey Ave. Suite 100
Huntersville, NC 28078
(704)875-9092

ANALYTICAL RESULTS

Project: CPC Huntersville (7/6/21)
Pace Project No.: 92547898

Sample: MW-70 **Lab ID: 92547898004** Collected: 07/06/21 15:05 Received: 07/06/21 17:45 Matrix: Water

Parameters	Results	Units	Report Limit	MDL	DF	Prepared	Analyzed	CAS No.	Qual
6200B MSV	Analytical Method: SM 6200B Pace Analytical Services - Charlotte								
2,2-Dichloropropane	ND	ug/L	0.50	0.39	1		07/08/21 00:39	594-20-7	
1,1-Dichloropropene	ND	ug/L	0.50	0.43	1		07/08/21 00:39	563-58-6	
cis-1,3-Dichloropropene	ND	ug/L	0.50	0.36	1		07/08/21 00:39	10061-01-5	
trans-1,3-Dichloropropene	ND	ug/L	0.50	0.36	1		07/08/21 00:39	10061-02-6	
Diisopropyl ether	ND	ug/L	0.50	0.31	1		07/08/21 00:39	108-20-3	
Ethylbenzene	ND	ug/L	0.50	0.30	1		07/08/21 00:39	100-41-4	
Hexachloro-1,3-butadiene	ND	ug/L	2.0	1.5	1		07/08/21 00:39	87-68-3	
Isopropylbenzene (Cumene)	ND	ug/L	0.50	0.33	1		07/08/21 00:39	98-82-8	
Methylene Chloride	ND	ug/L	2.0	2.0	1		07/08/21 00:39	75-09-2	
Methyl-tert-butyl ether	ND	ug/L	0.50	0.42	1		07/08/21 00:39	1634-04-4	
Naphthalene	ND	ug/L	2.0	0.64	1		07/08/21 00:39	91-20-3	
n-Propylbenzene	ND	ug/L	0.50	0.34	1		07/08/21 00:39	103-65-1	
Styrene	ND	ug/L	0.50	0.29	1		07/08/21 00:39	100-42-5	
1,1,1,2-Tetrachloroethane	ND	ug/L	0.50	0.31	1		07/08/21 00:39	630-20-6	
1,1,2,2-Tetrachloroethane	ND	ug/L	0.50	0.22	1		07/08/21 00:39	79-34-5	
Tetrachloroethene	ND	ug/L	0.50	0.29	1		07/08/21 00:39	127-18-4	
Toluene	ND	ug/L	0.50	0.48	1		07/08/21 00:39	108-88-3	
1,2,3-Trichlorobenzene	ND	ug/L	2.0	0.81	1		07/08/21 00:39	87-61-6	
1,2,4-Trichlorobenzene	ND	ug/L	2.0	0.64	1		07/08/21 00:39	120-82-1	
1,1,1-Trichloroethane	ND	ug/L	0.50	0.33	1		07/08/21 00:39	71-55-6	
1,1,2-Trichloroethane	ND	ug/L	0.50	0.32	1		07/08/21 00:39	79-00-5	
Trichloroethene	ND	ug/L	0.50	0.38	1		07/08/21 00:39	79-01-6	
Trichlorofluoromethane	ND	ug/L	1.0	0.30	1		07/08/21 00:39	75-69-4	
1,2,3-Trichloropropane	ND	ug/L	0.50	0.26	1		07/08/21 00:39	96-18-4	
1,2,4-Trimethylbenzene	ND	ug/L	0.50	0.50	1		07/08/21 00:39	95-63-6	
1,3,5-Trimethylbenzene	ND	ug/L	0.50	0.33	1		07/08/21 00:39	108-67-8	
Vinyl chloride	ND	ug/L	1.0	0.39	1		07/08/21 00:39	75-01-4	
m&p-Xylene	ND	ug/L	1.0	0.71	1		07/08/21 00:39	179601-23-1	
o-Xylene	ND	ug/L	0.50	0.34	1		07/08/21 00:39	95-47-6	
Surrogates									
1,2-Dichloroethane-d4 (S)	105	%	70-130		1		07/08/21 00:39	17060-07-0	
4-Bromofluorobenzene (S)	98	%	70-130		1		07/08/21 00:39	460-00-4	
Toluene-d8 (S)	98	%	70-130		1		07/08/21 00:39	2037-26-5	

REPORT OF LABORATORY ANALYSIS

This report shall not be reproduced, except in full,
without the written consent of Pace Analytical Services, LLC.

Pace Analytical Services, LLC
9800 Kincey Ave. Suite 100
Huntersville, NC 28078
(704)875-9092

ANALYTICAL RESULTS

Project: CPC Huntersville (7/6/21)
Pace Project No.: 92547898

Sample: MW-74 **Lab ID: 92547898005** Collected: 07/06/21 10:40 Received: 07/06/21 17:45 Matrix: Water

Parameters	Results	Units	Report Limit	MDL	DF	Prepared	Analyzed	CAS No.	Qual
VPH NC Water	Analytical Method: MADEP VPH Pace Analytical Services - Charlotte								
Total VPH (C5-C12)	ND	ug/L	50.0	50.0	1		07/07/21 18:39		N2
Aliphatic (C05-C08)	ND	ug/L	50.0	50.0	1		07/07/21 18:39		N2
Aliphatic(C09-C12) Adjusted	ND	ug/L	50.0	50.0	1		07/07/21 18:39		N2
Aromatic (C09-C10)	ND	ug/L	50.0	50.0	1		07/07/21 18:39		N2
Surrogates									
4-Bromofluorobenzene (FID) (S)	104	%	70-130		1		07/07/21 18:39	460-00-4	
4-Bromofluorobenzene (PID) (S)	100	%	70-130		1		07/07/21 18:39	460-00-4	
6010 MET ICP	Analytical Method: EPA 6010D Preparation Method: EPA 3010A Pace Analytical Services - Asheville								
Lead	**5.9**	ug/L	5.0	4.5	1	07/07/21 12:50	07/07/21 20:15	7439-92-1	
6200B MSV	Analytical Method: SM 6200B Pace Analytical Services - Charlotte								
Benzene	ND	ug/L	0.50	0.34	1		07/07/21 23:27	71-43-2	
Bromobenzene	ND	ug/L	0.50	0.29	1		07/07/21 23:27	108-86-1	
Bromochloromethane	ND	ug/L	0.50	0.47	1		07/07/21 23:27	74-97-5	
Bromodichloromethane	ND	ug/L	0.50	0.31	1		07/07/21 23:27	75-27-4	
Bromoform	ND	ug/L	0.50	0.34	1		07/07/21 23:27	75-25-2	
Bromomethane	ND	ug/L	5.0	1.7	1		07/07/21 23:27	74-83-9	
n-Butylbenzene	ND	ug/L	0.50	0.49	1		07/07/21 23:27	104-51-8	
sec-Butylbenzene	ND	ug/L	0.50	0.40	1		07/07/21 23:27	135-98-8	
tert-Butylbenzene	ND	ug/L	0.50	0.32	1		07/07/21 23:27	98-06-6	
Carbon tetrachloride	ND	ug/L	0.50	0.33	1		07/07/21 23:27	56-23-5	
Chlorobenzene	ND	ug/L	0.50	0.28	1		07/07/21 23:27	108-90-7	
Chloroethane	ND	ug/L	1.0	0.65	1		07/07/21 23:27	75-00-3	
Chloroform	ND	ug/L	0.50	0.35	1		07/07/21 23:27	67-66-3	
Chloromethane	ND	ug/L	1.0	0.54	1		07/07/21 23:27	74-87-3	
2-Chlorotoluene	ND	ug/L	0.50	0.32	1		07/07/21 23:27	95-49-8	
4-Chlorotoluene	ND	ug/L	0.50	0.32	1		07/07/21 23:27	106-43-4	
1,2-Dibromo-3-chloropropane	ND	ug/L	1.0	0.34	1		07/07/21 23:27	96-12-8	
Dibromochloromethane	ND	ug/L	0.50	0.36	1		07/07/21 23:27	124-48-1	
1,2-Dibromoethane (EDB)	ND	ug/L	0.50	0.27	1		07/07/21 23:27	106-93-4	
Dibromomethane	ND	ug/L	0.50	0.39	1		07/07/21 23:27	74-95-3	
1,2-Dichlorobenzene	ND	ug/L	0.50	0.34	1		07/07/21 23:27	95-50-1	
1,3-Dichlorobenzene	ND	ug/L	0.50	0.34	1		07/07/21 23:27	541-73-1	
1,4-Dichlorobenzene	ND	ug/L	0.50	0.33	1		07/07/21 23:27	106-46-7	
Dichlorodifluoromethane	ND	ug/L	0.50	0.35	1		07/07/21 23:27	75-71-8	
1,1-Dichloroethane	ND	ug/L	0.50	0.37	1		07/07/21 23:27	75-34-3	
1,2-Dichloroethane	ND	ug/L	0.50	0.32	1		07/07/21 23:27	107-06-2	
1,1-Dichloroethene	ND	ug/L	0.50	0.35	1		07/07/21 23:27	75-35-4	
cis-1,2-Dichloroethene	ND	ug/L	0.50	0.38	1		07/07/21 23:27	156-59-2	
trans-1,2-Dichloroethene	ND	ug/L	0.50	0.40	1		07/07/21 23:27	156-60-5	
1,2-Dichloropropane	ND	ug/L	0.50	0.36	1		07/07/21 23:27	78-87-5	
1,3-Dichloropropane	ND	ug/L	0.50	0.28	1		07/07/21 23:27	142-28-9	

REPORT OF LABORATORY ANALYSIS

This report shall not be reproduced, except in full,
without the written consent of Pace Analytical Services, LLC.

Pace Analytical Services, LLC
9800 Kincey Ave. Suite 100
Huntersville, NC 28078
(704)875-9092

ANALYTICAL RESULTS

Project: CPC Huntersville (7/6/21)
Pace Project No.: 92547898

Sample: MW-74 **Lab ID: 92547898005** Collected: 07/06/21 10:40 Received: 07/06/21 17:45 Matrix: Water

Parameters	Results	Units	Report Limit	MDL	DF	Prepared	Analyzed	CAS No.	Qual
6200B MSV	Analytical Method: SM 6200B Pace Analytical Services - Charlotte								
2,2-Dichloropropane	ND	ug/L	0.50	0.39	1		07/07/21 23:27	594-20-7	
1,1-Dichloropropene	ND	ug/L	0.50	0.43	1		07/07/21 23:27	563-58-6	
cis-1,3-Dichloropropene	ND	ug/L	0.50	0.36	1		07/07/21 23:27	10061-01-5	
trans-1,3-Dichloropropene	ND	ug/L	0.50	0.36	1		07/07/21 23:27	10061-02-6	
Diisopropyl ether	ND	ug/L	0.50	0.31	1		07/07/21 23:27	108-20-3	
Ethylbenzene	ND	ug/L	0.50	0.30	1		07/07/21 23:27	100-41-4	
Hexachloro-1,3-butadiene	ND	ug/L	2.0	1.5	1		07/07/21 23:27	87-68-3	
Isopropylbenzene (Cumene)	ND	ug/L	0.50	0.33	1		07/07/21 23:27	98-82-8	
Methylene Chloride	ND	ug/L	2.0	2.0	1		07/07/21 23:27	75-09-2	
Methyl-tert-butyl ether	ND	ug/L	0.50	0.42	1		07/07/21 23:27	1634-04-4	
Naphthalene	ND	ug/L	2.0	0.64	1		07/07/21 23:27	91-20-3	
n-Propylbenzene	ND	ug/L	0.50	0.34	1		07/07/21 23:27	103-65-1	
Styrene	ND	ug/L	0.50	0.29	1		07/07/21 23:27	100-42-5	
1,1,1,2-Tetrachloroethane	ND	ug/L	0.50	0.31	1		07/07/21 23:27	630-20-6	
1,1,2,2-Tetrachloroethane	ND	ug/L	0.50	0.22	1		07/07/21 23:27	79-34-5	
Tetrachloroethene	ND	ug/L	0.50	0.29	1		07/07/21 23:27	127-18-4	
Toluene	ND	ug/L	0.50	0.48	1		07/07/21 23:27	108-88-3	
1,2,3-Trichlorobenzene	ND	ug/L	2.0	0.81	1		07/07/21 23:27	87-61-6	
1,2,4-Trichlorobenzene	ND	ug/L	2.0	0.64	1		07/07/21 23:27	120-82-1	
1,1,1-Trichloroethane	ND	ug/L	0.50	0.33	1		07/07/21 23:27	71-55-6	
1,1,2-Trichloroethane	ND	ug/L	0.50	0.32	1		07/07/21 23:27	79-00-5	
Trichloroethene	ND	ug/L	0.50	0.38	1		07/07/21 23:27	79-01-6	
Trichlorofluoromethane	ND	ug/L	1.0	0.30	1		07/07/21 23:27	75-69-4	
1,2,3-Trichloropropane	ND	ug/L	0.50	0.26	1		07/07/21 23:27	96-18-4	
1,2,4-Trimethylbenzene	ND	ug/L	0.50	0.50	1		07/07/21 23:27	95-63-6	
1,3,5-Trimethylbenzene	ND	ug/L	0.50	0.33	1		07/07/21 23:27	108-67-8	
Vinyl chloride	ND	ug/L	1.0	0.39	1		07/07/21 23:27	75-01-4	
m&p-Xylene	ND	ug/L	1.0	0.71	1		07/07/21 23:27	179601-23-1	
o-Xylene	ND	ug/L	0.50	0.34	1		07/07/21 23:27	95-47-6	
Surrogates									
1,2-Dichloroethane-d4 (S)	103	%	70-130		1		07/07/21 23:27	17060-07-0	
4-Bromofluorobenzene (S)	95	%	70-130		1		07/07/21 23:27	460-00-4	
Toluene-d8 (S)	100	%	70-130		1		07/07/21 23:27	2037-26-5	

REPORT OF LABORATORY ANALYSIS

This report shall not be reproduced, except in full,
without the written consent of Pace Analytical Services, LLC.

Pace Analytical Services, LLC
9800 Kincey Ave. Suite 100
Huntersville, NC 28078
(704)875-9092

ANALYTICAL RESULTS

Project: CPC Huntersville (7/6/21)
Pace Project No.: 92547898

Sample: MW-75 **Lab ID: 92547898006** Collected: 07/06/21 11:50 Received: 07/06/21 17:45 Matrix: Water

Parameters	Results	Units	Report Limit	MDL	DF	Prepared	Analyzed	CAS No.	Qual
VPH NC Water	Analytical Method: MADEP VPH Pace Analytical Services - Charlotte								
Total VPH (C5-C12)	ND	ug/L	50.0	50.0	1		07/07/21 19:07		N2
Aliphatic (C05-C08)	ND	ug/L	50.0	50.0	1		07/07/21 19:07		N2
Aliphatic(C09-C12) Adjusted	ND	ug/L	50.0	50.0	1		07/07/21 19:07		N2
Aromatic (C09-C10)	ND	ug/L	50.0	50.0	1		07/07/21 19:07		N2
Surrogates									
4-Bromofluorobenzene (FID) (S)	103	%	70-130		1		07/07/21 19:07	460-00-4	
4-Bromofluorobenzene (PID) (S)	99	%	70-130		1		07/07/21 19:07	460-00-4	
6010 MET ICP	Analytical Method: EPA 6010D Preparation Method: EPA 3010A Pace Analytical Services - Asheville								
Lead	**5.0**	ug/L	5.0	4.5	1	07/07/21 12:50	07/07/21 20:18	7439-92-1	
6200B MSV	Analytical Method: SM 6200B Pace Analytical Services - Charlotte								
Benzene	ND	ug/L	0.50	0.34	1		07/07/21 23:45	71-43-2	
Bromobenzene	ND	ug/L	0.50	0.29	1		07/07/21 23:45	108-86-1	
Bromochloromethane	ND	ug/L	0.50	0.47	1		07/07/21 23:45	74-97-5	
Bromodichloromethane	ND	ug/L	0.50	0.31	1		07/07/21 23:45	75-27-4	
Bromoform	ND	ug/L	0.50	0.34	1		07/07/21 23:45	75-25-2	
Bromomethane	ND	ug/L	5.0	1.7	1		07/07/21 23:45	74-83-9	
n-Butylbenzene	ND	ug/L	0.50	0.49	1		07/07/21 23:45	104-51-8	
sec-Butylbenzene	ND	ug/L	0.50	0.40	1		07/07/21 23:45	135-98-8	
tert-Butylbenzene	ND	ug/L	0.50	0.32	1		07/07/21 23:45	98-06-6	
Carbon tetrachloride	ND	ug/L	0.50	0.33	1		07/07/21 23:45	56-23-5	
Chlorobenzene	ND	ug/L	0.50	0.28	1		07/07/21 23:45	108-90-7	
Chloroethane	ND	ug/L	1.0	0.65	1		07/07/21 23:45	75-00-3	
Chloroform	ND	ug/L	0.50	0.35	1		07/07/21 23:45	67-66-3	
Chloromethane	ND	ug/L	1.0	0.54	1		07/07/21 23:45	74-87-3	
2-Chlorotoluene	ND	ug/L	0.50	0.32	1		07/07/21 23:45	95-49-8	
4-Chlorotoluene	ND	ug/L	0.50	0.32	1		07/07/21 23:45	106-43-4	
1,2-Dibromo-3-chloropropane	ND	ug/L	1.0	0.34	1		07/07/21 23:45	96-12-8	
Dibromochloromethane	ND	ug/L	0.50	0.36	1		07/07/21 23:45	124-48-1	
1,2-Dibromoethane (EDB)	ND	ug/L	0.50	0.27	1		07/07/21 23:45	106-93-4	
Dibromomethane	ND	ug/L	0.50	0.39	1		07/07/21 23:45	74-95-3	
1,2-Dichlorobenzene	ND	ug/L	0.50	0.34	1		07/07/21 23:45	95-50-1	
1,3-Dichlorobenzene	ND	ug/L	0.50	0.34	1		07/07/21 23:45	541-73-1	
1,4-Dichlorobenzene	ND	ug/L	0.50	0.33	1		07/07/21 23:45	106-46-7	
Dichlorodifluoromethane	ND	ug/L	0.50	0.35	1		07/07/21 23:45	75-71-8	
1,1-Dichloroethane	ND	ug/L	0.50	0.37	1		07/07/21 23:45	75-34-3	
1,2-Dichloroethane	ND	ug/L	0.50	0.32	1		07/07/21 23:45	107-06-2	
1,1-Dichloroethene	ND	ug/L	0.50	0.35	1		07/07/21 23:45	75-35-4	
cis-1,2-Dichloroethene	ND	ug/L	0.50	0.38	1		07/07/21 23:45	156-59-2	
trans-1,2-Dichloroethene	ND	ug/L	0.50	0.40	1		07/07/21 23:45	156-60-5	
1,2-Dichloropropane	ND	ug/L	0.50	0.36	1		07/07/21 23:45	78-87-5	
1,3-Dichloropropane	ND	ug/L	0.50	0.28	1		07/07/21 23:45	142-28-9	

REPORT OF LABORATORY ANALYSIS

This report shall not be reproduced, except in full,
without the written consent of Pace Analytical Services, LLC.

Pace Analytical Services, LLC
9800 Kincey Ave. Suite 100
Huntersville, NC 28078
(704)875-9092

ANALYTICAL RESULTS

Project: CPC Huntersville (7/6/21)
Pace Project No.: 92547898

Sample: MW-75 **Lab ID: 92547898006** Collected: 07/06/21 11:50 Received: 07/06/21 17:45 Matrix: Water

Parameters	Results	Units	Report Limit	MDL	DF	Prepared	Analyzed	CAS No.	Qual
6200B MSV	Analytical Method: SM 6200B Pace Analytical Services - Charlotte								
2,2-Dichloropropane	ND	ug/L	0.50	0.39	1		07/07/21 23:45	594-20-7	
1,1-Dichloropropene	ND	ug/L	0.50	0.43	1		07/07/21 23:45	563-58-6	
cis-1,3-Dichloropropene	ND	ug/L	0.50	0.36	1		07/07/21 23:45	10061-01-5	
trans-1,3-Dichloropropene	ND	ug/L	0.50	0.36	1		07/07/21 23:45	10061-02-6	
Diisopropyl ether	ND	ug/L	0.50	0.31	1		07/07/21 23:45	108-20-3	
Ethylbenzene	ND	ug/L	0.50	0.30	1		07/07/21 23:45	100-41-4	
Hexachloro-1,3-butadiene	ND	ug/L	2.0	1.5	1		07/07/21 23:45	87-68-3	
Isopropylbenzene (Cumene)	ND	ug/L	0.50	0.33	1		07/07/21 23:45	98-82-8	
Methylene Chloride	ND	ug/L	2.0	2.0	1		07/07/21 23:45	75-09-2	
Methyl-tert-butyl ether	ND	ug/L	0.50	0.42	1		07/07/21 23:45	1634-04-4	
Naphthalene	ND	ug/L	2.0	0.64	1		07/07/21 23:45	91-20-3	
n-Propylbenzene	ND	ug/L	0.50	0.34	1		07/07/21 23:45	103-65-1	
Styrene	ND	ug/L	0.50	0.29	1		07/07/21 23:45	100-42-5	
1,1,1,2-Tetrachloroethane	ND	ug/L	0.50	0.31	1		07/07/21 23:45	630-20-6	
1,1,2,2-Tetrachloroethane	ND	ug/L	0.50	0.22	1		07/07/21 23:45	79-34-5	
Tetrachloroethene	ND	ug/L	0.50	0.29	1		07/07/21 23:45	127-18-4	
Toluene	ND	ug/L	0.50	0.48	1		07/07/21 23:45	108-88-3	
1,2,3-Trichlorobenzene	ND	ug/L	2.0	0.81	1		07/07/21 23:45	87-61-6	
1,2,4-Trichlorobenzene	ND	ug/L	2.0	0.64	1		07/07/21 23:45	120-82-1	
1,1,1-Trichloroethane	ND	ug/L	0.50	0.33	1		07/07/21 23:45	71-55-6	
1,1,2-Trichloroethane	ND	ug/L	0.50	0.32	1		07/07/21 23:45	79-00-5	
Trichloroethene	ND	ug/L	0.50	0.38	1		07/07/21 23:45	79-01-6	
Trichlorofluoromethane	ND	ug/L	1.0	0.30	1		07/07/21 23:45	75-69-4	
1,2,3-Trichloropropane	ND	ug/L	0.50	0.26	1		07/07/21 23:45	96-18-4	
1,2,4-Trimethylbenzene	ND	ug/L	0.50	0.50	1		07/07/21 23:45	95-63-6	
1,3,5-Trimethylbenzene	ND	ug/L	0.50	0.33	1		07/07/21 23:45	108-67-8	
Vinyl chloride	ND	ug/L	1.0	0.39	1		07/07/21 23:45	75-01-4	
m&p-Xylene	ND	ug/L	1.0	0.71	1		07/07/21 23:45	179601-23-1	
o-Xylene	ND	ug/L	0.50	0.34	1		07/07/21 23:45	95-47-6	
Surrogates									
1,2-Dichloroethane-d4 (S)	103	%	70-130		1		07/07/21 23:45	17060-07-0	
4-Bromofluorobenzene (S)	96	%	70-130		1		07/07/21 23:45	460-00-4	
Toluene-d8 (S)	98	%	70-130		1		07/07/21 23:45	2037-26-5	

REPORT OF LABORATORY ANALYSIS

This report shall not be reproduced, except in full,
without the written consent of Pace Analytical Services, LLC.

Pace Analytical Services, LLC
9800 Kincey Ave. Suite 100
Huntersville, NC 28078
(704)875-9092

ANALYTICAL RESULTS

Project: CPC Huntersville (7/6/21)
Pace Project No.: 92547898

Sample: FB-1-20210706 **Lab ID: 92547898007** Collected: 07/06/21 15:40 Received: 07/06/21 17:45 Matrix: Water

Parameters	Results	Units	Report Limit	MDL	DF	Prepared	Analyzed	CAS No.	Qual
VPH NC Water	Analytical Method: MADEP VPH Pace Analytical Services - Charlotte								
Total VPH (C5-C12)	ND	ug/L	50.0	50.0	1		07/07/21 19:36		N2
Aliphatic (C05-C08)	ND	ug/L	50.0	50.0	1		07/07/21 19:36		N2
Aliphatic(C09-C12) Adjusted	ND	ug/L	50.0	50.0	1		07/07/21 19:36		N2
Aromatic (C09-C10)	ND	ug/L	50.0	50.0	1		07/07/21 19:36		N2
Surrogates									
4-Bromofluorobenzene (FID) (S)	102	%	70-130		1		07/07/21 19:36	460-00-4	
4-Bromofluorobenzene (PID) (S)	98	%	70-130		1		07/07/21 19:36	460-00-4	
6200B MSV	Analytical Method: SM 6200B Pace Analytical Services - Charlotte								
Benzene	ND	ug/L	0.50	0.34	1		07/07/21 22:15	71-43-2	
Bromobenzene	ND	ug/L	0.50	0.29	1		07/07/21 22:15	108-86-1	
Bromochloromethane	ND	ug/L	0.50	0.47	1		07/07/21 22:15	74-97-5	
Bromodichloromethane	ND	ug/L	0.50	0.31	1		07/07/21 22:15	75-27-4	
Bromoform	ND	ug/L	0.50	0.34	1		07/07/21 22:15	75-25-2	
Bromomethane	ND	ug/L	5.0	1.7	1		07/07/21 22:15	74-83-9	
n-Butylbenzene	ND	ug/L	0.50	0.49	1		07/07/21 22:15	104-51-8	
sec-Butylbenzene	ND	ug/L	0.50	0.40	1		07/07/21 22:15	135-98-8	
tert-Butylbenzene	ND	ug/L	0.50	0.32	1		07/07/21 22:15	98-06-6	
Carbon tetrachloride	ND	ug/L	0.50	0.33	1		07/07/21 22:15	56-23-5	
Chlorobenzene	ND	ug/L	0.50	0.28	1		07/07/21 22:15	108-90-7	
Chloroethane	ND	ug/L	1.0	0.65	1		07/07/21 22:15	75-00-3	
Chloroform	ND	ug/L	0.50	0.35	1		07/07/21 22:15	67-66-3	
Chloromethane	ND	ug/L	1.0	0.54	1		07/07/21 22:15	74-87-3	
2-Chlorotoluene	ND	ug/L	0.50	0.32	1		07/07/21 22:15	95-49-8	
4-Chlorotoluene	ND	ug/L	0.50	0.32	1		07/07/21 22:15	106-43-4	
1,2-Dibromo-3-chloropropane	ND	ug/L	1.0	0.34	1		07/07/21 22:15	96-12-8	
Dibromochloromethane	ND	ug/L	0.50	0.36	1		07/07/21 22:15	124-48-1	
1,2-Dibromoethane (EDB)	ND	ug/L	0.50	0.27	1		07/07/21 22:15	106-93-4	
Dibromomethane	ND	ug/L	0.50	0.39	1		07/07/21 22:15	74-95-3	
1,2-Dichlorobenzene	ND	ug/L	0.50	0.34	1		07/07/21 22:15	95-50-1	
1,3-Dichlorobenzene	ND	ug/L	0.50	0.34	1		07/07/21 22:15	541-73-1	
1,4-Dichlorobenzene	ND	ug/L	0.50	0.33	1		07/07/21 22:15	106-46-7	
Dichlorodifluoromethane	ND	ug/L	0.50	0.35	1		07/07/21 22:15	75-71-8	
1,1-Dichloroethane	ND	ug/L	0.50	0.37	1		07/07/21 22:15	75-34-3	
1,2-Dichloroethane	ND	ug/L	0.50	0.32	1		07/07/21 22:15	107-06-2	
1,1-Dichloroethene	ND	ug/L	0.50	0.35	1		07/07/21 22:15	75-35-4	
cis-1,2-Dichloroethene	ND	ug/L	0.50	0.38	1		07/07/21 22:15	156-59-2	
trans-1,2-Dichloroethene	ND	ug/L	0.50	0.40	1		07/07/21 22:15	156-60-5	
1,2-Dichloropropane	ND	ug/L	0.50	0.36	1		07/07/21 22:15	78-87-5	
1,3-Dichloropropane	ND	ug/L	0.50	0.28	1		07/07/21 22:15	142-28-9	
2,2-Dichloropropane	ND	ug/L	0.50	0.39	1		07/07/21 22:15	594-20-7	
1,1-Dichloropropene	ND	ug/L	0.50	0.43	1		07/07/21 22:15	563-58-6	
cis-1,3-Dichloropropene	ND	ug/L	0.50	0.36	1		07/07/21 22:15	10061-01-5	
trans-1,3-Dichloropropene	ND	ug/L	0.50	0.36	1		07/07/21 22:15	10061-02-6	

REPORT OF LABORATORY ANALYSIS

This report shall not be reproduced, except in full,
without the written consent of Pace Analytical Services, LLC.

Pace Analytical Services, LLC
9800 Kincey Ave. Suite 100
Huntersville, NC 28078
(704)875-9092

ANALYTICAL RESULTS

Project: CPC Huntersville (7/6/21)
Pace Project No.: 92547898

Sample: FB-1-20210706 **Lab ID: 92547898007** Collected: 07/06/21 15:40 Received: 07/06/21 17:45 Matrix: Water

Parameters	Results	Units	Report Limit	MDL	DF	Prepared	Analyzed	CAS No.	Qual
6200B MSV	Analytical Method: SM 6200B Pace Analytical Services - Charlotte								
Diisopropyl ether	ND	ug/L	0.50	0.31	1		07/07/21 22:15	108-20-3	
Ethylbenzene	ND	ug/L	0.50	0.30	1		07/07/21 22:15	100-41-4	
Hexachloro-1,3-butadiene	ND	ug/L	2.0	1.5	1		07/07/21 22:15	87-68-3	
Isopropylbenzene (Cumene)	ND	ug/L	0.50	0.33	1		07/07/21 22:15	98-82-8	
Methylene Chloride	ND	ug/L	2.0	2.0	1		07/07/21 22:15	75-09-2	
Methyl-tert-butyl ether	ND	ug/L	0.50	0.42	1		07/07/21 22:15	1634-04-4	
Naphthalene	ND	ug/L	2.0	0.64	1		07/07/21 22:15	91-20-3	
n-Propylbenzene	ND	ug/L	0.50	0.34	1		07/07/21 22:15	103-65-1	
Styrene	ND	ug/L	0.50	0.29	1		07/07/21 22:15	100-42-5	
1,1,1,2-Tetrachloroethane	ND	ug/L	0.50	0.31	1		07/07/21 22:15	630-20-6	
1,1,2,2-Tetrachloroethane	ND	ug/L	0.50	0.22	1		07/07/21 22:15	79-34-5	
Tetrachloroethene	ND	ug/L	0.50	0.29	1		07/07/21 22:15	127-18-4	
Toluene	ND	ug/L	0.50	0.48	1		07/07/21 22:15	108-88-3	
1,2,3-Trichlorobenzene	ND	ug/L	2.0	0.81	1		07/07/21 22:15	87-61-6	
1,2,4-Trichlorobenzene	ND	ug/L	2.0	0.64	1		07/07/21 22:15	120-82-1	
1,1,1-Trichloroethane	ND	ug/L	0.50	0.33	1		07/07/21 22:15	71-55-6	
1,1,2-Trichloroethane	ND	ug/L	0.50	0.32	1		07/07/21 22:15	79-00-5	
Trichloroethene	ND	ug/L	0.50	0.38	1		07/07/21 22:15	79-01-6	
Trichlorofluoromethane	ND	ug/L	1.0	0.30	1		07/07/21 22:15	75-69-4	
1,2,3-Trichloropropane	ND	ug/L	0.50	0.26	1		07/07/21 22:15	96-18-4	
1,2,4-Trimethylbenzene	ND	ug/L	0.50	0.50	1		07/07/21 22:15	95-63-6	
1,3,5-Trimethylbenzene	ND	ug/L	0.50	0.33	1		07/07/21 22:15	108-67-8	
Vinyl chloride	ND	ug/L	1.0	0.39	1		07/07/21 22:15	75-01-4	
m&p-Xylene	ND	ug/L	1.0	0.71	1		07/07/21 22:15	179601-23-1	
o-Xylene	ND	ug/L	0.50	0.34	1		07/07/21 22:15	95-47-6	
Surrogates									
1,2-Dichloroethane-d4 (S)	104	%	70-130		1		07/07/21 22:15	17060-07-0	
4-Bromofluorobenzene (S)	97	%	70-130		1		07/07/21 22:15	460-00-4	
Toluene-d8 (S)	101	%	70-130		1		07/07/21 22:15	2037-26-5	

REPORT OF LABORATORY ANALYSIS

This report shall not be reproduced, except in full,
without the written consent of Pace Analytical Services, LLC.

Pace Analytical Services, LLC
9800 Kincey Ave. Suite 100
Huntersville, NC 28078
(704)875-9092

ANALYTICAL RESULTS

Project: CPC Huntersville (7/6/21)
Pace Project No.: 92547898

Sample: Trip Blank **Lab ID: 92547898008** Collected: 07/06/21 00:00 Received: 07/06/21 17:45 Matrix: Water

Parameters	Results	Units	Report Limit	MDL	DF	Prepared	Analyzed	CAS No.	Qual
6200B MSV	Analytical Method: SM 6200B Pace Analytical Services - Charlotte								
Benzene	ND	ug/L	0.50	0.34	1		07/07/21 22:33	71-43-2	
Bromobenzene	ND	ug/L	0.50	0.29	1		07/07/21 22:33	108-86-1	
Bromochloromethane	ND	ug/L	0.50	0.47	1		07/07/21 22:33	74-97-5	
Bromodichloromethane	ND	ug/L	0.50	0.31	1		07/07/21 22:33	75-27-4	
Bromoform	ND	ug/L	0.50	0.34	1		07/07/21 22:33	75-25-2	
Bromomethane	ND	ug/L	5.0	1.7	1		07/07/21 22:33	74-83-9	
n-Butylbenzene	ND	ug/L	0.50	0.49	1		07/07/21 22:33	104-51-8	
sec-Butylbenzene	ND	ug/L	0.50	0.40	1		07/07/21 22:33	135-98-8	
tert-Butylbenzene	ND	ug/L	0.50	0.32	1		07/07/21 22:33	98-06-6	
Carbon tetrachloride	ND	ug/L	0.50	0.33	1		07/07/21 22:33	56-23-5	
Chlorobenzene	ND	ug/L	0.50	0.28	1		07/07/21 22:33	108-90-7	
Chloroethane	ND	ug/L	1.0	0.65	1		07/07/21 22:33	75-00-3	
Chloroform	ND	ug/L	0.50	0.35	1		07/07/21 22:33	67-66-3	
Chloromethane	ND	ug/L	1.0	0.54	1		07/07/21 22:33	74-87-3	
2-Chlorotoluene	ND	ug/L	0.50	0.32	1		07/07/21 22:33	95-49-8	
4-Chlorotoluene	ND	ug/L	0.50	0.32	1		07/07/21 22:33	106-43-4	
1,2-Dibromo-3-chloropropane	ND	ug/L	1.0	0.34	1		07/07/21 22:33	96-12-8	
Dibromochloromethane	ND	ug/L	0.50	0.36	1		07/07/21 22:33	124-48-1	
1,2-Dibromoethane (EDB)	ND	ug/L	0.50	0.27	1		07/07/21 22:33	106-93-4	
Dibromomethane	ND	ug/L	0.50	0.39	1		07/07/21 22:33	74-95-3	
1,2-Dichlorobenzene	ND	ug/L	0.50	0.34	1		07/07/21 22:33	95-50-1	
1,3-Dichlorobenzene	ND	ug/L	0.50	0.34	1		07/07/21 22:33	541-73-1	
1,4-Dichlorobenzene	ND	ug/L	0.50	0.33	1		07/07/21 22:33	106-46-7	
Dichlorodifluoromethane	ND	ug/L	0.50	0.35	1		07/07/21 22:33	75-71-8	
1,1-Dichloroethane	ND	ug/L	0.50	0.37	1		07/07/21 22:33	75-34-3	
1,2-Dichloroethane	ND	ug/L	0.50	0.32	1		07/07/21 22:33	107-06-2	
1,1-Dichloroethene	ND	ug/L	0.50	0.35	1		07/07/21 22:33	75-35-4	
cis-1,2-Dichloroethene	ND	ug/L	0.50	0.38	1		07/07/21 22:33	156-59-2	
trans-1,2-Dichloroethene	ND	ug/L	0.50	0.40	1		07/07/21 22:33	156-60-5	
1,2-Dichloropropane	ND	ug/L	0.50	0.36	1		07/07/21 22:33	78-87-5	
1,3-Dichloropropane	ND	ug/L	0.50	0.28	1		07/07/21 22:33	142-28-9	
2,2-Dichloropropane	ND	ug/L	0.50	0.39	1		07/07/21 22:33	594-20-7	
1,1-Dichloropropene	ND	ug/L	0.50	0.43	1		07/07/21 22:33	563-58-6	
cis-1,3-Dichloropropene	ND	ug/L	0.50	0.36	1		07/07/21 22:33	10061-01-5	
trans-1,3-Dichloropropene	ND	ug/L	0.50	0.36	1		07/07/21 22:33	10061-02-6	
Diisopropyl ether	ND	ug/L	0.50	0.31	1		07/07/21 22:33	108-20-3	
Ethylbenzene	ND	ug/L	0.50	0.30	1		07/07/21 22:33	100-41-4	
Hexachloro-1,3-butadiene	ND	ug/L	2.0	1.5	1		07/07/21 22:33	87-68-3	
Isopropylbenzene (Cumene)	ND	ug/L	0.50	0.33	1		07/07/21 22:33	98-82-8	
Methylene Chloride	ND	ug/L	2.0	2.0	1		07/07/21 22:33	75-09-2	
Methyl-tert-butyl ether	ND	ug/L	0.50	0.42	1		07/07/21 22:33	1634-04-4	
Naphthalene	ND	ug/L	2.0	0.64	1		07/07/21 22:33	91-20-3	
n-Propylbenzene	ND	ug/L	0.50	0.34	1		07/07/21 22:33	103-65-1	
Styrene	ND	ug/L	0.50	0.29	1		07/07/21 22:33	100-42-5	
1,1,1,2-Tetrachloroethane	ND	ug/L	0.50	0.31	1		07/07/21 22:33	630-20-6	

REPORT OF LABORATORY ANALYSIS

This report shall not be reproduced, except in full,
without the written consent of Pace Analytical Services, LLC.

Pace Analytical Services, LLC
9800 Kincey Ave. Suite 100
Huntersville, NC 28078
(704)875-9092

ANALYTICAL RESULTS

Project: CPC Huntersville (7/6/21)
Pace Project No.: 92547898

Sample: Trip Blank **Lab ID: 92547898008** Collected: 07/06/21 00:00 Received: 07/06/21 17:45 Matrix: Water

Parameters	Results	Units	Report Limit	MDL	DF	Prepared	Analyzed	CAS No.	Qual
6200B MSV	Analytical Method: SM 6200B Pace Analytical Services - Charlotte								
1,1,2,2-Tetrachloroethane	ND	ug/L	0.50	0.22	1		07/07/21 22:33	79-34-5	
Tetrachloroethene	ND	ug/L	0.50	0.29	1		07/07/21 22:33	127-18-4	
Toluene	ND	ug/L	0.50	0.48	1		07/07/21 22:33	108-88-3	
1,2,3-Trichlorobenzene	ND	ug/L	2.0	0.81	1		07/07/21 22:33	87-61-6	
1,2,4-Trichlorobenzene	ND	ug/L	2.0	0.64	1		07/07/21 22:33	120-82-1	
1,1,1-Trichloroethane	ND	ug/L	0.50	0.33	1		07/07/21 22:33	71-55-6	
1,1,2-Trichloroethane	ND	ug/L	0.50	0.32	1		07/07/21 22:33	79-00-5	
Trichloroethene	ND	ug/L	0.50	0.38	1		07/07/21 22:33	79-01-6	
Trichlorofluoromethane	ND	ug/L	1.0	0.30	1		07/07/21 22:33	75-69-4	
1,2,3-Trichloropropane	ND	ug/L	0.50	0.26	1		07/07/21 22:33	96-18-4	
1,2,4-Trimethylbenzene	ND	ug/L	0.50	0.50	1		07/07/21 22:33	95-63-6	
1,3,5-Trimethylbenzene	ND	ug/L	0.50	0.33	1		07/07/21 22:33	108-67-8	
Vinyl chloride	ND	ug/L	1.0	0.39	1		07/07/21 22:33	75-01-4	
m&p-Xylene	ND	ug/L	1.0	0.71	1		07/07/21 22:33	179601-23-1	
o-Xylene	ND	ug/L	0.50	0.34	1		07/07/21 22:33	95-47-6	
Surrogates									
1,2-Dichloroethane-d4 (S)	106	%	70-130		1		07/07/21 22:33	17060-07-0	
4-Bromofluorobenzene (S)	97	%	70-130		1		07/07/21 22:33	460-00-4	
Toluene-d8 (S)	101	%	70-130		1		07/07/21 22:33	2037-26-5	

REPORT OF LABORATORY ANALYSIS

This report shall not be reproduced, except in full,
without the written consent of Pace Analytical Services, LLC.

Pace Analytical Services, LLC
9800 Kincey Ave. Suite 100
Huntersville, NC 28078
(704)875-9092

QUALITY CONTROL DATA

Project: CPC Huntersville (7/6/21)
Pace Project No.: 92547898

QC Batch: 631905 | Analysis Method: MADEP VPH
QC Batch Method: MADEP VPH | Analysis Description: VPH NC Water
Laboratory: Pace Analytical Services - Charlotte
Associated Lab Samples: 92547898001, 92547898002, 92547898003, 92547898004, 92547898005, 92547898006, 92547898007

METHOD BLANK: 3319493 Matrix: Water
Associated Lab Samples: 92547898001, 92547898002, 92547898003, 92547898004, 92547898005, 92547898006, 92547898007

Parameter	Units	Blank Result	Reporting Limit	MDL	Analyzed	Qualifiers
Aliphatic (C05-C08)	ug/L	ND	50.0	50.0	07/07/21 16:17	N2
Aromatic (C09-C10)	ug/L	ND	50.0	50.0	07/07/21 16:17	N2
4-Bromofluorobenzene (FID) (S)	%	104	70-130		07/07/21 16:17	
4-Bromofluorobenzene (PID) (S)	%	100	70-130		07/07/21 16:17	

LABORATORY CONTROL SAMPLE & LCSD: 3319494 3319495

Parameter	Units	Spike Conc.	LCS Result	LCSD Result	LCS % Rec	LCSD % Rec	% Rec Limits	RPD	Max RPD	Qualifiers
Aliphatic (C05-C08)	ug/L	300	319	290	106	97	70-130	10	25	N2
Aromatic (C09-C10)	ug/L	100	115	103	115	103	70-130	10	25	N2
4-Bromofluorobenzene (FID) (S)	%				104	106	70-130			
4-Bromofluorobenzene (PID) (S)	%				97	99	70-130			

Results presented on this page are in the units indicated by the "Units" column except where an alternate unit is presented to the right of the result.

REPORT OF LABORATORY ANALYSIS

This report shall not be reproduced, except in full,
without the written consent of Pace Analytical Services, LLC.

Pace Analytical Services, LLC
9800 Kincey Ave. Suite 100
Huntersville, NC 28078
(704)875-9092

QUALITY CONTROL DATA

Project: CPC Huntersville (7/6/21)
Pace Project No.: 92547898

QC Batch: 631828 | Analysis Method: EPA 6010D
QC Batch Method: EPA 3010A | Analysis Description: 6010 MET
Laboratory: Pace Analytical Services - Asheville
Associated Lab Samples: 92547898001, 92547898002, 92547898003, 92547898004, 92547898005, 92547898006

METHOD BLANK: 3319016 Matrix: Water
Associated Lab Samples: 92547898001, 92547898002, 92547898003, 92547898004, 92547898005, 92547898006

Parameter	Units	Blank Result	Reporting Limit	MDL	Analyzed	Qualifiers
Lead	ug/L	ND	5.0	4.5	07/07/21 19:29	

LABORATORY CONTROL SAMPLE: 3319017

Parameter	Units	Spike Conc.	LCS Result	LCS % Rec	% Rec Limits	Qualifiers
Lead	ug/L	500	415	83	80-120	

MATRIX SPIKE & MATRIX SPIKE DUPLICATE: 3319018 3319019

Parameter	Units	92547898001 Result	MS Spike Conc.	MSD Spike Conc.	MS Result	MSD Result	MS % Rec	MSD % Rec	% Rec Limits	RPD	Max RPD	Qual
Lead	ug/L	5.8	500	500	464	466	92	92	75-125	0	20	

Results presented on this page are in the units indicated by the "Units" column except where an alternate unit is presented to the right of the result.

REPORT OF LABORATORY ANALYSIS

This report shall not be reproduced, except in full,
without the written consent of Pace Analytical Services, LLC.

Pace Analytical Services, LLC
9800 Kincey Ave. Suite 100
Huntersville, NC 28078
(704)875-9092

QUALITY CONTROL DATA

Project: CPC Huntersville (7/6/21)
Pace Project No.: 92547898

QC Batch: 631873 | Analysis Method: SM 6200B
QC Batch Method: SM 6200B | Analysis Description: 6200B MSV
Laboratory: Pace Analytical Services - Charlotte

Associated Lab Samples: 92547898001, 92547898002, 92547898003, 92547898004, 92547898005, 92547898006, 92547898007, 92547898008

METHOD BLANK: 3319284 Matrix: Water

Associated Lab Samples: 92547898001, 92547898002, 92547898003, 92547898004, 92547898005, 92547898006, 92547898007, 92547898008

Parameter	Units	Blank Result	Reporting Limit	MDL	Analyzed	Qualifiers
1,1,1,2-Tetrachloroethane	ug/L	ND	0.50	0.31	07/07/21 21:57	
1,1,1-Trichloroethane	ug/L	ND	0.50	0.33	07/07/21 21:57	
1,1,2,2-Tetrachloroethane	ug/L	ND	0.50	0.22	07/07/21 21:57	
1,1,2-Trichloroethane	ug/L	ND	0.50	0.32	07/07/21 21:57	
1,1-Dichloroethane	ug/L	ND	0.50	0.37	07/07/21 21:57	
1,1-Dichloroethene	ug/L	ND	0.50	0.35	07/07/21 21:57	
1,1-Dichloropropene	ug/L	ND	0.50	0.43	07/07/21 21:57	
1,2,3-Trichlorobenzene	ug/L	ND	2.0	0.81	07/07/21 21:57	
1,2,3-Trichloropropane	ug/L	ND	0.50	0.26	07/07/21 21:57	
1,2,4-Trichlorobenzene	ug/L	ND	2.0	0.64	07/07/21 21:57	
1,2,4-Trimethylbenzene	ug/L	ND	0.50	0.50	07/07/21 21:57	
1,2-Dibromo-3-chloropropane	ug/L	ND	1.0	0.34	07/07/21 21:57	
1,2-Dibromoethane (EDB)	ug/L	ND	0.50	0.27	07/07/21 21:57	
1,2-Dichlorobenzene	ug/L	ND	0.50	0.34	07/07/21 21:57	
1,2-Dichloroethane	ug/L	ND	0.50	0.32	07/07/21 21:57	
1,2-Dichloropropane	ug/L	ND	0.50	0.36	07/07/21 21:57	
1,3,5-Trimethylbenzene	ug/L	ND	0.50	0.33	07/07/21 21:57	
1,3-Dichlorobenzene	ug/L	ND	0.50	0.34	07/07/21 21:57	
1,3-Dichloropropane	ug/L	ND	0.50	0.28	07/07/21 21:57	
1,4-Dichlorobenzene	ug/L	ND	0.50	0.33	07/07/21 21:57	
2,2-Dichloropropane	ug/L	ND	0.50	0.39	07/07/21 21:57	
2-Chlorotoluene	ug/L	ND	0.50	0.32	07/07/21 21:57	
4-Chlorotoluene	ug/L	ND	0.50	0.32	07/07/21 21:57	
Benzene	ug/L	ND	0.50	0.34	07/07/21 21:57	
Bromobenzene	ug/L	ND	0.50	0.29	07/07/21 21:57	
Bromochloromethane	ug/L	ND	0.50	0.47	07/07/21 21:57	
Bromodichloromethane	ug/L	ND	0.50	0.31	07/07/21 21:57	
Bromoform	ug/L	ND	0.50	0.34	07/07/21 21:57	
Bromomethane	ug/L	ND	5.0	1.7	07/07/21 21:57	
Carbon tetrachloride	ug/L	ND	0.50	0.33	07/07/21 21:57	
Chlorobenzene	ug/L	ND	0.50	0.28	07/07/21 21:57	
Chloroethane	ug/L	ND	1.0	0.65	07/07/21 21:57	
Chloroform	ug/L	ND	0.50	0.35	07/07/21 21:57	
Chloromethane	ug/L	ND	1.0	0.54	07/07/21 21:57	
cis-1,2-Dichloroethene	ug/L	ND	0.50	0.38	07/07/21 21:57	
cis-1,3-Dichloropropene	ug/L	ND	0.50	0.36	07/07/21 21:57	
Dibromochloromethane	ug/L	ND	0.50	0.36	07/07/21 21:57	
Dibromomethane	ug/L	ND	0.50	0.39	07/07/21 21:57	
Dichlorodifluoromethane	ug/L	ND	0.50	0.35	07/07/21 21:57	

Results presented on this page are in the units indicated by the "Units" column except where an alternate unit is presented to the right of the result.

REPORT OF LABORATORY ANALYSIS

This report shall not be reproduced, except in full,
without the written consent of Pace Analytical Services, LLC.

Pace Analytical Services, LLC
9800 Kincey Ave. Suite 100
Huntersville, NC 28078
(704)875-9092

QUALITY CONTROL DATA

Project: CPC Huntersville (7/6/21)
Pace Project No.: 92547898

METHOD BLANK: 3319284 Matrix: Water
Associated Lab Samples: 92547898001, 92547898002, 92547898003, 92547898004, 92547898005, 92547898006, 92547898007, 92547898008

Parameter	Units	Blank Result	Reporting Limit	MDL	Analyzed	Qualifiers
Diisopropyl ether	ug/L	ND	0.50	0.31	07/07/21 21:57	
Ethylbenzene	ug/L	ND	0.50	0.30	07/07/21 21:57	
Hexachloro-1,3-butadiene	ug/L	ND	2.0	1.5	07/07/21 21:57	
Isopropylbenzene (Cumene)	ug/L	ND	0.50	0.33	07/07/21 21:57	
m&p-Xylene	ug/L	ND	1.0	0.71	07/07/21 21:57	
Methyl-tert-butyl ether	ug/L	ND	0.50	0.42	07/07/21 21:57	
Methylene Chloride	ug/L	ND	2.0	2.0	07/07/21 21:57	
n-Butylbenzene	ug/L	ND	0.50	0.49	07/07/21 21:57	
n-Propylbenzene	ug/L	ND	0.50	0.34	07/07/21 21:57	
Naphthalene	ug/L	ND	2.0	0.64	07/07/21 21:57	
o-Xylene	ug/L	ND	0.50	0.34	07/07/21 21:57	
sec-Butylbenzene	ug/L	ND	0.50	0.40	07/07/21 21:57	
Styrene	ug/L	ND	0.50	0.29	07/07/21 21:57	
tert-Butylbenzene	ug/L	ND	0.50	0.32	07/07/21 21:57	
Tetrachloroethene	ug/L	ND	0.50	0.29	07/07/21 21:57	
Toluene	ug/L	ND	0.50	0.48	07/07/21 21:57	
trans-1,2-Dichloroethene	ug/L	ND	0.50	0.40	07/07/21 21:57	
trans-1,3-Dichloropropene	ug/L	ND	0.50	0.36	07/07/21 21:57	
Trichloroethene	ug/L	ND	0.50	0.38	07/07/21 21:57	
Trichlorofluoromethane	ug/L	ND	1.0	0.30	07/07/21 21:57	
Vinyl chloride	ug/L	ND	1.0	0.39	07/07/21 21:57	
1,2-Dichloroethane-d4 (S)	%	103	70-130		07/07/21 21:57	
4-Bromofluorobenzene (S)	%	95	70-130		07/07/21 21:57	
Toluene-d8 (S)	%	100	70-130		07/07/21 21:57	

LABORATORY CONTROL SAMPLE: 3319285

Parameter	Units	Spike Conc.	LCS Result	LCS % Rec	% Rec Limits	Qualifiers
1,1,1,2-Tetrachloroethane	ug/L	50	51.7	103	60-140	
1,1,1-Trichloroethane	ug/L	50	51.4	103	60-140	
1,1,2,2-Tetrachloroethane	ug/L	50	52.0	104	60-140	
1,1,2-Trichloroethane	ug/L	50	52.7	105	60-140	
1,1-Dichloroethane	ug/L	50	50.2	100	60-140	
1,1-Dichloroethene	ug/L	50	49.6	99	60-140	
1,1-Dichloropropene	ug/L	50	50.0	100	60-140	
1,2,3-Trichlorobenzene	ug/L	50	53.1	106	60-140	
1,2,3-Trichloropropane	ug/L	50	49.7	99	60-140	
1,2,4-Trichlorobenzene	ug/L	50	51.9	104	60-140	
1,2,4-Trimethylbenzene	ug/L	50	47.2	94	60-140	
1,2-Dibromo-3-chloropropane	ug/L	50	60.1	120	60-140	
1,2-Dibromoethane (EDB)	ug/L	50	52.7	105	60-140	
1,2-Dichlorobenzene	ug/L	50	49.4	99	60-140	
1,2-Dichloroethane	ug/L	50	47.1	94	60-140	

Results presented on this page are in the units indicated by the "Units" column except where an alternate unit is presented to the right of the result.

REPORT OF LABORATORY ANALYSIS

This report shall not be reproduced, except in full,
without the written consent of Pace Analytical Services, LLC.

Pace Analytical Services, LLC
9800 Kincey Ave. Suite 100
Huntersville, NC 28078
(704)875-9092

QUALITY CONTROL DATA

Project: CPC Huntersville (7/6/21)
Pace Project No.: 92547898

LABORATORY CONTROL SAMPLE: 3319285

Parameter	Units	Spike Conc.	LCS Result	LCS % Rec	% Rec Limits	Qualifiers
1,2-Dichloropropane	ug/L	50	51.8	104	60-140	
1,3,5-Trimethylbenzene	ug/L	50	48.2	96	60-140	
1,3-Dichlorobenzene	ug/L	50	48.9	98	60-140	
1,3-Dichloropropane	ug/L	50	50.3	101	60-140	
1,4-Dichlorobenzene	ug/L	50	50.4	101	60-140	
2,2-Dichloropropane	ug/L	50	52.0	104	60-140	
2-Chlorotoluene	ug/L	50	49.3	99	60-140	
4-Chlorotoluene	ug/L	50	48.3	97	60-140	
Benzene	ug/L	50	49.2	98	60-140	
Bromobenzene	ug/L	50	50.9	102	60-140	
Bromochloromethane	ug/L	50	53.3	107	60-140	
Bromodichloromethane	ug/L	50	53.1	106	60-140	
Bromoform	ug/L	50	55.7	111	60-140	
Bromomethane	ug/L	50	47.4	95	60-140	
Carbon tetrachloride	ug/L	50	49.8	100	60-140	
Chlorobenzene	ug/L	50	49.6	99	60-140	
Chloroethane	ug/L	50	47.1	94	60-140	
Chloroform	ug/L	50	51.8	104	60-140	
Chloromethane	ug/L	50	47.9	96	60-140	
cis-1,2-Dichloroethene	ug/L	50	50.0	100	60-140	
cis-1,3-Dichloropropene	ug/L	50	52.9	106	60-140	
Dibromochloromethane	ug/L	50	53.9	108	60-140	
Dibromomethane	ug/L	50	52.8	106	60-140	
Dichlorodifluoromethane	ug/L	50	42.8	86	60-140	
Diisopropyl ether	ug/L	50	49.1	98	60-140	
Ethylbenzene	ug/L	50	49.1	98	60-140	
Hexachloro-1,3-butadiene	ug/L	50	48.3	97	60-140	
Isopropylbenzene (Cumene)	ug/L	50	49.8	100	60-140	
m&p-Xylene	ug/L	100	97.0	97	60-140	
Methyl-tert-butyl ether	ug/L	50	52.7	105	60-140	
Methylene Chloride	ug/L	50	52.3	105	60-140	
n-Butylbenzene	ug/L	50	46.9	94	60-140	
n-Propylbenzene	ug/L	50	47.8	96	60-140	
Naphthalene	ug/L	50	53.5	107	60-140	
o-Xylene	ug/L	50	49.2	98	60-140	
sec-Butylbenzene	ug/L	50	46.3	93	60-140	
Styrene	ug/L	50	51.8	104	60-140	
tert-Butylbenzene	ug/L	50	40.7	81	60-140	
Tetrachloroethene	ug/L	50	48.3	97	60-140	
Toluene	ug/L	50	47.1	94	60-140	
trans-1,2-Dichloroethene	ug/L	50	50.3	101	60-140	
trans-1,3-Dichloropropene	ug/L	50	53.7	107	60-140	
Trichloroethene	ug/L	50	50.0	100	60-140	
Trichlorofluoromethane	ug/L	50	42.3	85	60-140	
Vinyl chloride	ug/L	50	50.3	101	60-140	
1,2-Dichloroethane-d4 (S)	%			100	70-130	
4-Bromofluorobenzene (S)	%			100	70-130	

Results presented on this page are in the units indicated by the "Units" column except where an alternate unit is presented to the right of the result.

REPORT OF LABORATORY ANALYSIS

This report shall not be reproduced, except in full,
without the written consent of Pace Analytical Services, LLC.

Pace Analytical Services, LLC
9800 Kincey Ave. Suite 100
Huntersville, NC 28078
(704)875-9092

QUALITY CONTROL DATA

Project: CPC Huntersville (7/6/21)
Pace Project No.: 92547898

LABORATORY CONTROL SAMPLE: 3319285

Parameter	Units	Spike Conc.	LCS Result	LCS % Rec	% Rec Limits	Qualifiers
Toluene-d8 (S)	%			101	70-130	

MATRIX SPIKE & MATRIX SPIKE DUPLICATE: 3319286 3319287

Parameter	Units	92547899011 Result	MS Spike Conc.	MSD Spike Conc.	MS Result	MSD Result	MS % Rec	MSD % Rec	% Rec Limits	RPD	Max RPD	Qual
1,1,1,2-Tetrachloroethane	ug/L	ND	20	20	24.6	23.8	123	119	60-140	3	30	
1,1,1-Trichloroethane	ug/L	ND	20	20	22.4	22.1	112	110	60-140	1	30	
1,1,2,2-Tetrachloroethane	ug/L	ND	20	20	23.5	22.2	118	111	60-140	6	30	
1,1,2-Trichloroethane	ug/L	ND	20	20	23.2	22.0	116	110	60-140	5	30	
1,1-Dichloroethane	ug/L	ND	20	20	21.9	20.8	110	104	60-140	5	30	
1,1-Dichloroethene	ug/L	ND	20	20	21.6	20.9	108	105	60-140	3	30	
1,1-Dichloropropene	ug/L	ND	20	20	22.3	22.6	112	113	60-140	1	30	
1,2,3-Trichlorobenzene	ug/L	ND	20	20	24.1	23.8	120	119	60-140	1	30	
1,2,3-Trichloropropane	ug/L	ND	20	20	23.0	22.3	115	112	60-140	3	30	
1,2,4-Trichlorobenzene	ug/L	ND	20	20	23.9	22.9	120	114	60-140	4	30	
1,2,4-Trimethylbenzene	ug/L	ND	20	20	22.9	22.5	115	113	60-140	2	30	
1,2-Dibromo-3-chloropropane	ug/L	ND	20	20	26.4	23.7	132	119	60-140	11	30	
1,2-Dibromoethane (EDB)	ug/L	ND	20	20	23.4	23.7	117	119	60-140	1	30	
1,2-Dichlorobenzene	ug/L	ND	20	20	22.5	21.8	112	109	60-140	3	30	
1,2-Dichloroethane	ug/L	ND	20	20	19.6	19.1	98	95	60-140	3	30	
1,2-Dichloropropane	ug/L	ND	20	20	22.6	21.9	113	109	60-140	3	30	
1,3,5-Trimethylbenzene	ug/L	ND	20	20	23.2	22.5	116	113	60-140	3	30	
1,3-Dichlorobenzene	ug/L	ND	20	20	22.0	21.6	110	108	60-140	2	30	
1,3-Dichloropropane	ug/L	ND	20	20	23.8	23.0	119	115	60-140	3	30	
1,4-Dichlorobenzene	ug/L	ND	20	20	22.4	22.0	112	110	60-140	2	30	
2,2-Dichloropropane	ug/L	ND	20	20	23.5	22.8	117	114	60-140	3	30	
2-Chlorotoluene	ug/L	ND	20	20	22.9	22.4	114	112	60-140	2	30	
4-Chlorotoluene	ug/L	ND	20	20	22.5	22.0	112	110	60-140	2	30	
Benzene	ug/L	ND	20	20	22.3	21.8	111	109	60-140	2	30	
Bromobenzene	ug/L	ND	20	20	22.7	21.8	113	109	60-140	4	30	
Bromochloromethane	ug/L	ND	20	20	21.7	22.4	108	112	60-140	3	30	
Bromodichloromethane	ug/L	ND	20	20	23.4	22.8	117	114	60-140	3	30	
Bromoform	ug/L	ND	20	20	27.6	26.4	138	132	60-140	4	30	
Bromomethane	ug/L	ND	20	20	26.0	26.6	130	133	60-140	2	30	
Carbon tetrachloride	ug/L	ND	20	20	24.8	24.7	124	124	60-140	0	30	
Chlorobenzene	ug/L	ND	20	20	23.2	22.5	116	112	60-140	3	30	
Chloroethane	ug/L	ND	20	20	22.5	22.3	113	112	60-140	1	30	
Chloroform	ug/L	ND	20	20	22.3	21.9	112	110	60-140	2	30	
Chloromethane	ug/L	ND	20	20	20.4	19.9	102	100	60-140	2	30	
cis-1,2-Dichloroethene	ug/L	ND	20	20	21.4	20.8	107	104	60-140	3	30	
cis-1,3-Dichloropropene	ug/L	ND	20	20	23.3	23.0	116	115	60-140	1	30	
Dibromochloromethane	ug/L	ND	20	20	26.1	25.7	131	128	60-140	2	30	
Dibromomethane	ug/L	ND	20	20	22.1	21.1	110	105	60-140	5	30	

Results presented on this page are in the units indicated by the "Units" column except where an alternate unit is presented to the right of the result.

REPORT OF LABORATORY ANALYSIS

This report shall not be reproduced, except in full,
without the written consent of Pace Analytical Services, LLC.

Pace Analytical Services, LLC
9800 Kincey Ave. Suite 100
Huntersville, NC 28078
(704)875-9092

QUALITY CONTROL DATA

Project: CPC Huntersville (7/6/21)
Pace Project No.: 92547898

MATRIX SPIKE & MATRIX SPIKE DUPLICATE: 3319286 3319287

Parameter	Units	92547899011 Result	MS Spike Conc.	MSD Spike Conc.	MS Result	MSD Result	MS % Rec	MSD % Rec	% Rec Limits	RPD	Max RPD	Qual
Dichlorodifluoromethane	ug/L	ND	20	20	13.9	13.1	69	66	60-140	6	30	
Diisopropyl ether	ug/L	ND	20	20	20.1	20.0	101	100	60-140	1	30	
Ethylbenzene	ug/L	ND	20	20	23.5	22.6	118	113	60-140	4	30	
Hexachloro-1,3-butadiene	ug/L	ND	20	20	27.1	25.4	135	127	60-140	6	30	
Isopropylbenzene (Cumene)	ug/L	ND	20	20	24.0	23.0	120	115	60-140	4	30	
m&p-Xylene	ug/L	ND	40	40	46.7	45.0	117	112	60-140	4	30	
Methyl-tert-butyl ether	ug/L	ND	20	20	21.5	21.2	107	106	60-140	1	30	
Methylene Chloride	ug/L	ND	20	20	20.9	20.6	105	103	60-140	2	30	
n-Butylbenzene	ug/L	ND	20	20	24.1	23.6	120	118	60-140	2	30	
n-Propylbenzene	ug/L	ND	20	20	22.5	22.4	113	112	60-140	1	30	
Naphthalene	ug/L	ND	20	20	22.4	22.4	112	112	60-140	0	30	
o-Xylene	ug/L	ND	20	20	22.7	22.4	114	112	60-140	1	30	
sec-Butylbenzene	ug/L	ND	20	20	23.3	23.1	117	116	60-140	1	30	
Styrene	ug/L	ND	20	20	23.9	22.9	120	115	60-140	4	30	
tert-Butylbenzene	ug/L	ND	20	20	20.0	19.7	100	99	60-140	2	30	
Tetrachloroethene	ug/L	ND	20	20	24.0	23.1	120	116	60-140	3	30	
Toluene	ug/L	ND	20	20	22.2	21.3	111	107	60-140	4	30	
trans-1,2-Dichloroethene	ug/L	ND	20	20	21.8	21.3	109	106	60-140	3	30	
trans-1,3-Dichloropropene	ug/L	ND	20	20	24.1	24.2	121	121	60-140	0	30	
Trichloroethene	ug/L	ND	20	20	21.9	21.7	110	109	60-140	1	30	
Trichlorofluoromethane	ug/L	ND	20	20	21.0	20.5	105	102	60-140	3	30	
Vinyl chloride	ug/L	ND	20	20	20.1	19.2	101	96	60-140	5	30	
1,2-Dichloroethane-d4 (S)	%						95	97	70-130			
4-Bromofluorobenzene (S)	%						98	100	70-130			
Toluene-d8 (S)	%						98	97	70-130			

Results presented on this page are in the units indicated by the "Units" column except where an alternate unit is presented to the right of the result.

REPORT OF LABORATORY ANALYSIS

This report shall not be reproduced, except in full,
without the written consent of Pace Analytical Services, LLC.

Pace Analytical Services, LLC
9800 Kincey Ave. Suite 100
Huntersville, NC 28078
(704)875-9092

QUALIFIERS

Project: CPC Huntersville (7/6/21)
Pace Project No.: 92547898

DEFINITIONS

DF - Dilution Factor, if reported, represents the factor applied to the reported data due to dilution of the sample aliquot.

ND - Not Detected at or above adjusted reporting limit.

TNTC - Too Numerous To Count

J - Estimated concentration above the adjusted method detection limit and below the adjusted reporting limit.

MDL - Adjusted Method Detection Limit.

PQL - Practical Quantitation Limit.

RL - Reporting Limit - The lowest concentration value that meets project requirements for quantitative data with known precision and bias for a specific analyte in a specific matrix.

S - Surrogate

1,2-Diphenylhydrazine decomposes to and cannot be separated from Azobenzene using Method 8270. The result for each analyte is a combined concentration.

Consistent with EPA guidelines, unrounded data are displayed and have been used to calculate % recovery and RPD values.

LCS(D) - Laboratory Control Sample (Duplicate)

MS(D) - Matrix Spike (Duplicate)

DUP - Sample Duplicate

RPD - Relative Percent Difference

NC - Not Calculable.

SG - Silica Gel - Clean-Up

U - Indicates the compound was analyzed for, but not detected.

Acid preservation may not be appropriate for 2 Chloroethylvinyl ether.

A separate vial preserved to a pH of 4-5 is recommended in SW846 Chapter 4 for the analysis of Acrolein and Acrylonitrile by EPA Method 8260.

N-Nitrosodiphenylamine decomposes and cannot be separated from Diphenylamine using Method 8270. The result reported for each analyte is a combined concentration.

Pace Analytical is TNI accredited. Contact your Pace PM for the current list of accredited analytes.

TNI - The NELAC Institute.

ANALYTE QUALIFIERS

N2	The lab does not hold NELAC/TNI accreditation for this parameter but other accreditations/certifications may apply. A complete list of accreditations/certifications is available upon request.

This report shall not be reproduced, except in full,
without the written consent of Pace Analytical Services, LLC.

Pace Analytical Services, LLC
9800 Kincey Ave. Suite 100
Huntersville, NC 28078
(704)875-9092

QUALITY CONTROL DATA CROSS REFERENCE TABLE

Project: CPC Huntersville (7/6/21)
Pace Project No.: 92547898

Lab ID	Sample ID	QC Batch Method	QC Batch	Analytical Method	Analytical Batch
92547898001	**MW-64**	MADEP VPH	631905		
92547898002	**MW-65**	MADEP VPH	631905		
92547898003	**MW-65D**	MADEP VPH	631905		
92547898004	**MW-70**	MADEP VPH	631905		
92547898005	**MW-74**	MADEP VPH	631905		
92547898006	**MW-75**	MADEP VPH	631905		
92547898007	**FB-1-20210706**	MADEP VPH	631905		
92547898001	**MW-64**	EPA 3010A	631828	EPA 6010D	631936
92547898002	**MW-65**	EPA 3010A	631828	EPA 6010D	631936
92547898003	**MW-65D**	EPA 3010A	631828	EPA 6010D	631936
92547898004	**MW-70**	EPA 3010A	631828	EPA 6010D	631936
92547898005	**MW-74**	EPA 3010A	631828	EPA 6010D	631936
92547898006	**MW-75**	EPA 3010A	631828	EPA 6010D	631936
92547898001	**MW-64**	SM 6200B	631873		
92547898002	**MW-65**	SM 6200B	631873		
92547898003	**MW-65D**	SM 6200B	631873		
92547898004	**MW-70**	SM 6200B	631873		
92547898005	**MW-74**	SM 6200B	631873		
92547898006	**MW-75**	SM 6200B	631873		
92547898007	**FB-1-20210706**	SM 6200B	631873		
92547898008	**Trip Blank**	SM 6200B	631873		

This report shall not be reproduced, except in full,
without the written consent of Pace Analytical Services, LLC.

Laboratory receiving samples:
Asheville ☐ Eden ☐ Greenwood ☐ Huntersville ☑ Raleigh ☐ Mechanicsville ☐ Atlanta ☐ Kernersville ☐

Sample Condition Upon Receipt

Client Name: AECOM **Project #:**

WO# : 92547898

92547898

Courier: ☐ Fed Ex ☐ UPS ☐ USPS ☑ Client ☐ Commercial ☐ Pace ☐ Other:____

Custody Seal Present? ☐ Yes ☑ No **Seals Intact?** ☐ Yes ☑ No **Date/Initials-Person-Examining-Contents:** TW 7-6-21

Packing Material: ☐ Bubble Wrap ☑ Bubble Bags ☐ None ☐ Other **Biological Tissue Frozen?** ☐ Yes ☐ No ☑ N/A

Thermometer: ☑ IR Gun ID: 92T064 **Type of Ice:** ☑ Wet ☐ Blue ☐ None

Cooler Temp: 1.8 **Correction Factor:** Add/Subtract (°C) -0.1

Temp should be above freezing to 6°C
☐ Samples out of temp criteria. Samples on ice, cooling process has begun

Cooler Temp Corrected (°C): 1.7

USDA Regulated Soil (☑ N/A, water sample)
Did samples originate in a quarantine zone within the United States: CA, NY, or SC (check maps)? ☐ Yes ☐ No
Did samples originate from a foreign source (internationally, including Hawaii and Puerto Rico)? ☐ Yes ☐ No

				Comments/Discrepancy:
Chain of Custody Present?	☑ Yes	☐ No	☐ N/A	1.
Samples Arrived within Hold Time?	☑ Yes	☐ No	☐ N/A	2.
Short Hold Time Analysis (<72 hr.)?	☐ Yes	☑ No	☐ N/A	3.
Rush Turn Around Time Requested?	☑ Yes	☐ No	☐ N/A	4.
Sufficient Volume?	☑ Yes	☐ No	☐ N/A	5.
Correct Containers Used?	☑ Yes	☐ No	☐ N/A	6.
-Pace Containers Used?	☑ Yes	☐ No	☐ N/A	
Containers Intact?	☑ Yes	☐ No	☐ N/A	7.
Dissolved analysis: Samples Field Filtered?	☐ Yes	☐ No	☑ N/A	8.
Sample Labels Match COC?	☑ Yes	☐ No	☐ N/A	9.
-Includes Date/Time/ID/Analysis Matrix: WT				
Headspace in VOA Vials (>5-6mm)?	☐ Yes	☑ No	☐ N/A	10.
Trip Blank Present?	☑ Yes	☐ No	☐ N/A	11.
Trip Blank Custody Seals Present?	☑ Yes	☐ No	☐ N/A	

COMMENTS/SAMPLE DISCREPANCY **Field Data Required?** ☐ Yes ☐ No

Lot ID of split containers:

CLIENT NOTIFICATION/RESOLUTION

Person contacted: _____ Date/Time: _____

Project Manager SCURF Review: _____ **Date:** _____

Project Manager SRF Review: _____ **Date:** _____

***Check mark top half of box if pH and/or dechlorination is verified and within the acceptance range for preservation samples.**

Exceptions: VOA, Coliform, TOC, Oil and Grease, DRO/8015 (water) DOC, LLHg

****Bottom half of box is to list number of bottles**

Project

WO# : 92547898

PM: NMG Due Date: 07/09/21

CLIENT: 92-AECOM CHA

Item#	BP4U-125 mL Plastic Unpreserved (N/A) (Cl-)	BP3U-250 mL Plastic Unpreserved (N/A)	BP2U-500 mL Plastic Unpreserved (N/A)	BP1U-1 liter Plastic Unpreserved (N/A)	BP4S-125 mL Plastic H2SO4 (pH < 2) (Cl-)	BP3N-250 mL plastic HNO3 (pH < 2)	BP4Z-125 mL Plastic ZN Acetate & NaOH (>9)	BP4C-125 mL Plastic NaOH (pH > 12) (Cl-)	WGFU-Wide-mouthed Glass jar Unpreserved	AG1U-1 liter Amber Unpreserved (N/A) (Cl-)	AG1H-1 liter Amber HCl (pH < 2)	AG3U-250 mL Amber Unpreserved (N/A) (Cl-)	AG1S-1 liter Amber H2SO4 (pH < 2)	AG3S-250 mL Amber H2SO4 (pH < 2)	AG3A(DG3A)-250 mL Amber NH4Cl (N/A)(Cl-)	DG9H-40 mL VOA HCl (N/A)	VG9T-40 mL VOA Na2S2O3 (N/A)	VG9U-40 mL VOA Unp (N/A)	DG9P-40 mL VOA H3PO4 (N/A)	VOAK (6 vials per kit)-5035 kit (N/A)	V/GK (3 vials per kit)-VPH/Gas kit (N/A)	SP5T-125 mL Sterile Plastic (N/A - lab)	SP2T-250 mL Sterile Plastic (N/A - lab)		BP3A-250 mL Plastic (NH2)2SO4 (9.3-9.7)	AG0U-100 mL Amber Unpreserved vials (N/A)	VSGU-20 mL Scintillation vials (N/A)	DG9U-40 mL Amber Unpreserved vials (N/A)
1						1 V										7													
2						1 V										7													
3						1 V										7													
4						1 V										7													
5						1 V										7													
6						1 V										7													
7																7													
8																2													
9																													
10																													
11																													
12																													

pH Adjustment Log for Preserved Samples

Sample ID	Type of Preservative	pH upon receipt	Date preservation adjusted	Time preservation adjusted	Amount of Preservative added	Lot #

Note: Whenever there is a discrepancy affecting North Carolina compliance samples, a copy of this form will be sent to the North Carolina DEHNR Certification Office (i.e. Out of hold, incorrect preservative, out of temp, incorrect containers.

Red

CHAIN-OF-CUSTODY / Analytical Request Document

The Chain-of-Custody is a LEGAL DOCUMENT. All relevant fields must be completed accurately.

Pace Analytical® WWW.PACELABS.COM

Submitting a sample via this chain of custody constitutes acknowledgment and acceptance of the Pace Terms and Conditions found at https://info.pacelabs.com/hubfs/pas-standard-terms.pdf.

Page : 1 Of 1

Section A
Required Client Information:
Company: AECOM
Address: 6000 Fairview Road
Suite 200, Charlotte, NC 28226
Email:
Phone: (704)522-0330 Fax
Requested Due Date: 3 day TAT

Section B
Required Project Information:
Report To: Andrew Wreschnig
Copy To:
Purchase Order #:
Project Name: CPC Huntersville
Project #:

Section C
Invoice Information:
Attention:
Company Name:
Address:
Pace Quote:
Pace Project Manager: nicole.d'oleo@pacelabs.com,
Pace Profile #: 12518-3

Regulatory Agency:
State / Location: NC

Requested Analysis Filtered (Y/N)

ITEM #	SAMPLE ID (One Character per box. (A-Z, 0-9 / , -) Sample Ids must be unique)	MATRIX CODE (see valid codes to left)	SAMPLE TYPE (G=GRAB C=COMP)	COLLECTED START DATE	COLLECTED START TIME	COLLECTED END DATE	COLLECTED END TIME	SAMPLE TEMP AT COLLECTION	# OF CONTAINERS	Preservatives: Unpreserved	H2SO4	HNO3	HCl	NaOH	Na2S2O3	Methanol	Other	Analyses Test Y/N	6200B	NC VPH	6010 Lead	Trip BLANK	Residual Chlorine (Y/N)	
1	MW-64	WW	G			7/6/21	1010		8			X	X						X	X	X			01
2	MW-65						1315																	02
3	MW-65D						1015																	03
4	MW-70						1505																	04
5	MW-74						1040																	05
6	MW-75						1150																	06
7	FB-1-20210706						1540		7															07
8	Trip Blank								1	Lab Provided												X		08
9																								
10																								
11																								
12																								

MATRIX CODE: Drinking Water DW; Water WT; Waste Water WW; Product P; Soil/Solid SL; Oil OL; Wipe WP; Air AR; Other OT; Tissue TS

ADDITIONAL COMMENTS	RELINQUISHED BY / AFFILIATION	DATE	TIME	ACCEPTED BY / AFFILIATION	DATE	TIME
3 day TAT	Emily R. Love / AECOM	7/6/21	1745	Jake Whitman Pace HVI	7-6-21	1745

SAMPLE CONDITIONS

TEMP in C	Received on Ice (Y/N)	Custody Sealed Cooler (Y/N)	Samples Intact (Y/N)
1.7	X	N	Y

SAMPLER NAME AND SIGNATURE
PRINT Name of SAMPLER: Emily Love
SIGNATURE of SAMPLER: Emily R. Love
DATE Signed: 7/6/2021

Pace Analytical Services, LLC
9800 Kincey Ave. Suite 100
Huntersville, NC 28078
(704)875-9092

July 09, 2021

Andrew Wreschnig
AECOM
6000 Fairview Road
Suite 200
Charlotte, NC 28210

RE: Project: CPC Huntesrville (7/6/21)
Pace Project No.: 92547899

Dear Andrew Wreschnig:

Enclosed are the analytical results for sample(s) received by the laboratory on July 06, 2021. The results relate only to the samples included in this report. Results reported herein conform to the applicable TNI/NELAC Standards and the laboratory's Quality Manual, where applicable, unless otherwise noted in the body of the report.

The test results provided in this final report were generated by each of the following laboratories within the Pace Network:

- Pace Analytical Services - Asheville
- Pace Analytical Services - Charlotte

If you have any questions concerning this report, please feel free to contact me.

Sincerely,

Nicole D'Oleo

Nicole D'Oleo
nicole.d'oleo@pacelabs.com
(704)875-9092
Project Manager

Enclosures

cc: Teresa Amentt Jennings, AECOM
Jeff Morrison, Colonial Pipeline Company

This report shall not be reproduced, except in full,
without the written consent of Pace Analytical Services, LLC.

Pace Analytical Services, LLC
9800 Kincey Ave. Suite 100
Huntersville, NC 28078
(704)875-9092

CERTIFICATIONS

Project: CPC Huntesrville (7/6/21)
Pace Project No.: 92547899

Pace Analytical Services Charlotte
9800 Kincey Ave. Ste 100, Huntersville, NC 28078
Louisiana/NELAP Certification # LA170028
North Carolina Drinking Water Certification #: 37706
North Carolina Field Services Certification #: 5342
North Carolina Wastewater Certification #: 12
South Carolina Certification #: 99006001
Florida/NELAP Certification #: E87627
Kentucky UST Certification #: 84
Virginia/VELAP Certification #: 460221

Pace Analytical Services Asheville
2225 Riverside Drive, Asheville, NC 28804
Florida/NELAP Certification #: E87648
North Carolina Drinking Water Certification #: 37712
North Carolina Wastewater Certification #: 40
South Carolina Certification #: 99030001
Virginia/VELAP Certification #: 460222

This report shall not be reproduced, except in full,
without the written consent of Pace Analytical Services, LLC.

Pace Analytical Services, LLC
9800 Kincey Ave. Suite 100
Huntersville, NC 28078
(704)875-9092

SAMPLE SUMMARY

Project: CPC Huntesrville (7/6/21)
Pace Project No.: 92547899

Lab ID	Sample ID	Matrix	Date Collected	Date Received
92547899001	**MW-08**	Water	07/06/21 12:41	07/06/21 17:45
92547899002	**MW-13**	Water	07/06/21 10:50	07/06/21 17:45
92547899003	**MW-14**	Water	07/06/21 10:00	07/06/21 17:45
92547899004	**MW-14D**	Water	07/06/21 12:35	07/06/21 17:45
92547899005	**MW-45**	Water	07/06/21 13:15	07/06/21 17:45
92547899006	**MW-49**	Water	07/06/21 14:50	07/06/21 17:45
92547899007	**MW-50**	Water	07/06/21 13:20	07/06/21 17:45
92547899008	**MW-51**	Water	07/06/21 11:25	07/06/21 17:45
92547899009	**MW-60**	Water	07/06/21 14:12	07/06/21 17:45
92547899010	**MW-62D**	Water	07/06/21 15:25	07/06/21 17:45
92547899011	**MW-76**	Water	07/06/21 10:55	07/06/21 17:45
92547899012	**DUP-1-20210706**	Water	07/06/21 00:00	07/06/21 17:45
92547899013	**DUP-2-20210706**	Water	07/06/21 00:00	07/06/21 17:45
92547899014	**EB-1-20210706**	Water	07/06/21 15:45	07/06/21 17:45
92547899015	**Trip Blank**	Water	07/06/21 00:00	07/06/21 17:45
92547899016	**Trip Blank**	Water	07/06/21 00:00	07/06/21 17:45

This report shall not be reproduced, except in full,
without the written consent of Pace Analytical Services, LLC.

Pace Analytical Services, LLC
9800 Kincey Ave. Suite 100
Huntersville, NC 28078
(704)875-9092

SAMPLE ANALYTE COUNT

Project: CPC Huntesrville (7/6/21)
Pace Project No.: 92547899

Lab ID	Sample ID	Method	Analysts	Analytes Reported	Laboratory
92547899001	**MW-08**	MADEP VPH	MAD	6	PASI-C
		EPA 6010D	SH1	1	PASI-A
		SM 6200B	SAS	63	PASI-C
92547899002	**MW-13**	MADEP VPH	MAD	6	PASI-C
		EPA 6010D	SH1	1	PASI-A
		SM 6200B	SAS	63	PASI-C
92547899003	**MW-14**	MADEP VPH	MAD	6	PASI-C
		EPA 6010D	SH1	1	PASI-A
		SM 6200B	SAS	63	PASI-C
92547899004	**MW-14D**	MADEP VPH	MAD	6	PASI-C
		EPA 6010D	SH1	1	PASI-A
		SM 6200B	SAS	63	PASI-C
92547899005	**MW-45**	MADEP VPH	MAD	6	PASI-C
		EPA 6010D	SH1	1	PASI-A
		SM 6200B	SAS	63	PASI-C
92547899006	**MW-49**	MADEP VPH	MAD	6	PASI-C
		EPA 6010D	SH1	1	PASI-A
		SM 6200B	SAS	63	PASI-C
92547899007	**MW-50**	MADEP VPH	MAD	6	PASI-C
		EPA 6010D	SH1	1	PASI-A
		SM 6200B	SAS	63	PASI-C
92547899008	**MW-51**	MADEP VPH	MAD	6	PASI-C
		EPA 6010D	SH1	1	PASI-A
		SM 6200B	SAS	63	PASI-C
92547899009	**MW-60**	MADEP VPH	MAD	6	PASI-C
		EPA 6010D	SH1	1	PASI-A
		SM 6200B	SAS	63	PASI-C
92547899010	**MW-62D**	MADEP VPH	MAD	6	PASI-C
		EPA 6010D	SH1	1	PASI-A
		SM 6200B	SAS	63	PASI-C
92547899011	**MW-76**	MADEP VPH	MAD	6	PASI-C
		EPA 6010D	SH1	1	PASI-A
		SM 6200B	SAS	63	PASI-C
92547899012	**DUP-1-20210706**	MADEP VPH	MAD	6	PASI-C
		EPA 6010D	SH1	1	PASI-A
		SM 6200B	SAS	63	PASI-C
92547899013	**DUP-2-20210706**	MADEP VPH	MAD	6	PASI-C

This report shall not be reproduced, except in full,
without the written consent of Pace Analytical Services, LLC.

Pace Analytical Services, LLC
9800 Kincey Ave. Suite 100
Huntersville, NC 28078
(704)875-9092

SAMPLE ANALYTE COUNT

Project: CPC Huntesrville (7/6/21)
Pace Project No.: 92547899

Lab ID	Sample ID	Method	Analysts	Analytes Reported	Laboratory
		EPA 6010D	SH1	1	PASI-A
		SM 6200B	PM1	63	PASI-C
92547899014	**EB-1-20210706**	MADEP VPH	MAD	6	PASI-C
		EPA 6010D	SH1	1	PASI-A
		SM 6200B	PM1	63	PASI-C
92547899015	**Trip Blank**	SM 6200B	PM1	63	PASI-C
92547899016	**Trip Blank**	SM 6200B	PM1	63	PASI-C

PASI-A = Pace Analytical Services - Asheville
PASI-C = Pace Analytical Services - Charlotte

This report shall not be reproduced, except in full,
without the written consent of Pace Analytical Services, LLC.

Pace Analytical Services, LLC
9800 Kincey Ave. Suite 100
Huntersville, NC 28078
(704)875-9092

ANALYTICAL RESULTS

Project: CPC Huntesrville (7/6/21)
Pace Project No.: 92547899

Sample: MW-08 **Lab ID: 92547899001** Collected: 07/06/21 12:41 Received: 07/06/21 17:45 Matrix: Water

Parameters	Results	Units	Report Limit	MDL	DF	Prepared	Analyzed	CAS No.	Qual
VPH NC Water	Analytical Method: MADEP VPH Pace Analytical Services - Charlotte								
Total VPH (C5-C12)	ND	ug/L	50.0	50.0	1		07/07/21 20:04		N2
Aliphatic (C05-C08)	ND	ug/L	50.0	50.0	1		07/07/21 20:04		N2
Aliphatic(C09-C12) Adjusted	ND	ug/L	50.0	50.0	1		07/07/21 20:04		N2
Aromatic (C09-C10)	ND	ug/L	50.0	50.0	1		07/07/21 20:04		N2
Surrogates									
4-Bromofluorobenzene (FID) (S)	104	%	70-130		1		07/07/21 20:04	460-00-4	
4-Bromofluorobenzene (PID) (S)	100	%	70-130		1		07/07/21 20:04	460-00-4	
6010 MET ICP	Analytical Method: EPA 6010D Preparation Method: EPA 3010A Pace Analytical Services - Asheville								
Lead	ND	ug/L	5.0	4.5	1	07/07/21 12:50	07/07/21 20:21	7439-92-1	
6200B MSV	Analytical Method: SM 6200B Pace Analytical Services - Charlotte								
Benzene	ND	ug/L	0.50	0.34	1		07/08/21 00:57	71-43-2	
Bromobenzene	ND	ug/L	0.50	0.29	1		07/08/21 00:57	108-86-1	
Bromochloromethane	ND	ug/L	0.50	0.47	1		07/08/21 00:57	74-97-5	
Bromodichloromethane	ND	ug/L	0.50	0.31	1		07/08/21 00:57	75-27-4	
Bromoform	ND	ug/L	0.50	0.34	1		07/08/21 00:57	75-25-2	
Bromomethane	ND	ug/L	5.0	1.7	1		07/08/21 00:57	74-83-9	
n-Butylbenzene	ND	ug/L	0.50	0.49	1		07/08/21 00:57	104-51-8	
sec-Butylbenzene	ND	ug/L	0.50	0.40	1		07/08/21 00:57	135-98-8	
tert-Butylbenzene	ND	ug/L	0.50	0.32	1		07/08/21 00:57	98-06-6	
Carbon tetrachloride	ND	ug/L	0.50	0.33	1		07/08/21 00:57	56-23-5	
Chlorobenzene	ND	ug/L	0.50	0.28	1		07/08/21 00:57	108-90-7	
Chloroethane	ND	ug/L	1.0	0.65	1		07/08/21 00:57	75-00-3	
Chloroform	**0.50J**	ug/L	0.50	0.35	1		07/08/21 00:57	67-66-3	
Chloromethane	ND	ug/L	1.0	0.54	1		07/08/21 00:57	74-87-3	
2-Chlorotoluene	ND	ug/L	0.50	0.32	1		07/08/21 00:57	95-49-8	
4-Chlorotoluene	ND	ug/L	0.50	0.32	1		07/08/21 00:57	106-43-4	
1,2-Dibromo-3-chloropropane	ND	ug/L	1.0	0.34	1		07/08/21 00:57	96-12-8	
Dibromochloromethane	ND	ug/L	0.50	0.36	1		07/08/21 00:57	124-48-1	
1,2-Dibromoethane (EDB)	ND	ug/L	0.50	0.27	1		07/08/21 00:57	106-93-4	
Dibromomethane	ND	ug/L	0.50	0.39	1		07/08/21 00:57	74-95-3	
1,2-Dichlorobenzene	ND	ug/L	0.50	0.34	1		07/08/21 00:57	95-50-1	
1,3-Dichlorobenzene	ND	ug/L	0.50	0.34	1		07/08/21 00:57	541-73-1	
1,4-Dichlorobenzene	ND	ug/L	0.50	0.33	1		07/08/21 00:57	106-46-7	
Dichlorodifluoromethane	ND	ug/L	0.50	0.35	1		07/08/21 00:57	75-71-8	
1,1-Dichloroethane	ND	ug/L	0.50	0.37	1		07/08/21 00:57	75-34-3	
1,2-Dichloroethane	ND	ug/L	0.50	0.32	1		07/08/21 00:57	107-06-2	
1,1-Dichloroethene	ND	ug/L	0.50	0.35	1		07/08/21 00:57	75-35-4	
cis-1,2-Dichloroethene	ND	ug/L	0.50	0.38	1		07/08/21 00:57	156-59-2	
trans-1,2-Dichloroethene	ND	ug/L	0.50	0.40	1		07/08/21 00:57	156-60-5	
1,2-Dichloropropane	ND	ug/L	0.50	0.36	1		07/08/21 00:57	78-87-5	
1,3-Dichloropropane	ND	ug/L	0.50	0.28	1		07/08/21 00:57	142-28-9	

REPORT OF LABORATORY ANALYSIS

This report shall not be reproduced, except in full,
without the written consent of Pace Analytical Services, LLC.

Pace Analytical Services, LLC
9800 Kincey Ave. Suite 100
Huntersville, NC 28078
(704)875-9092

ANALYTICAL RESULTS

Project: CPC Huntesrville (7/6/21)
Pace Project No.: 92547899

Sample: MW-08 **Lab ID: 92547899001** Collected: 07/06/21 12:41 Received: 07/06/21 17:45 Matrix: Water

Parameters	Results	Units	Report Limit	MDL	DF	Prepared	Analyzed	CAS No.	Qual
6200B MSV	Analytical Method: SM 6200B Pace Analytical Services - Charlotte								
2,2-Dichloropropane	ND	ug/L	0.50	0.39	1		07/08/21 00:57	594-20-7	
1,1-Dichloropropene	ND	ug/L	0.50	0.43	1		07/08/21 00:57	563-58-6	
cis-1,3-Dichloropropene	ND	ug/L	0.50	0.36	1		07/08/21 00:57	10061-01-5	
trans-1,3-Dichloropropene	ND	ug/L	0.50	0.36	1		07/08/21 00:57	10061-02-6	
Diisopropyl ether	ND	ug/L	0.50	0.31	1		07/08/21 00:57	108-20-3	
Ethylbenzene	ND	ug/L	0.50	0.30	1		07/08/21 00:57	100-41-4	
Hexachloro-1,3-butadiene	ND	ug/L	2.0	1.5	1		07/08/21 00:57	87-68-3	
Isopropylbenzene (Cumene)	ND	ug/L	0.50	0.33	1		07/08/21 00:57	98-82-8	
Methylene Chloride	ND	ug/L	2.0	2.0	1		07/08/21 00:57	75-09-2	
Methyl-tert-butyl ether	ND	ug/L	0.50	0.42	1		07/08/21 00:57	1634-04-4	
Naphthalene	ND	ug/L	2.0	0.64	1		07/08/21 00:57	91-20-3	
n-Propylbenzene	ND	ug/L	0.50	0.34	1		07/08/21 00:57	103-65-1	
Styrene	ND	ug/L	0.50	0.29	1		07/08/21 00:57	100-42-5	
1,1,1,2-Tetrachloroethane	ND	ug/L	0.50	0.31	1		07/08/21 00:57	630-20-6	
1,1,2,2-Tetrachloroethane	ND	ug/L	0.50	0.22	1		07/08/21 00:57	79-34-5	
Tetrachloroethene	ND	ug/L	0.50	0.29	1		07/08/21 00:57	127-18-4	
Toluene	ND	ug/L	0.50	0.48	1		07/08/21 00:57	108-88-3	
1,2,3-Trichlorobenzene	ND	ug/L	2.0	0.81	1		07/08/21 00:57	87-61-6	
1,2,4-Trichlorobenzene	ND	ug/L	2.0	0.64	1		07/08/21 00:57	120-82-1	
1,1,1-Trichloroethane	ND	ug/L	0.50	0.33	1		07/08/21 00:57	71-55-6	
1,1,2-Trichloroethane	ND	ug/L	0.50	0.32	1		07/08/21 00:57	79-00-5	
Trichloroethene	ND	ug/L	0.50	0.38	1		07/08/21 00:57	79-01-6	
Trichlorofluoromethane	ND	ug/L	1.0	0.30	1		07/08/21 00:57	75-69-4	
1,2,3-Trichloropropane	ND	ug/L	0.50	0.26	1		07/08/21 00:57	96-18-4	
1,2,4-Trimethylbenzene	ND	ug/L	0.50	0.50	1		07/08/21 00:57	95-63-6	
1,3,5-Trimethylbenzene	ND	ug/L	0.50	0.33	1		07/08/21 00:57	108-67-8	
Vinyl chloride	ND	ug/L	1.0	0.39	1		07/08/21 00:57	75-01-4	
m&p-Xylene	ND	ug/L	1.0	0.71	1		07/08/21 00:57	179601-23-1	
o-Xylene	ND	ug/L	0.50	0.34	1		07/08/21 00:57	95-47-6	
Surrogates									
1,2-Dichloroethane-d4 (S)	103	%	70-130		1		07/08/21 00:57	17060-07-0	
4-Bromofluorobenzene (S)	97	%	70-130		1		07/08/21 00:57	460-00-4	
Toluene-d8 (S)	100	%	70-130		1		07/08/21 00:57	2037-26-5	

REPORT OF LABORATORY ANALYSIS

This report shall not be reproduced, except in full,
without the written consent of Pace Analytical Services, LLC.

Pace Analytical Services, LLC
9800 Kincey Ave. Suite 100
Huntersville, NC 28078
(704)875-9092

ANALYTICAL RESULTS

Project: CPC Huntesrville (7/6/21)
Pace Project No.: 92547899

Sample: MW-13 **Lab ID: 92547899002** Collected: 07/06/21 10:50 Received: 07/06/21 17:45 Matrix: Water

Parameters	Results	Units	Report Limit	MDL	DF	Prepared	Analyzed	CAS No.	Qual
VPH NC Water	Analytical Method: MADEP VPH Pace Analytical Services - Charlotte								
Total VPH (C5-C12)	ND	ug/L	50.0	50.0	1		07/07/21 20:33		N2
Aliphatic (C05-C08)	ND	ug/L	50.0	50.0	1		07/07/21 20:33		N2
Aliphatic(C09-C12) Adjusted	ND	ug/L	50.0	50.0	1		07/07/21 20:33		N2
Aromatic (C09-C10)	ND	ug/L	50.0	50.0	1		07/07/21 20:33		N2
Surrogates									
4-Bromofluorobenzene (FID) (S)	103	%	70-130		1		07/07/21 20:33	460-00-4	
4-Bromofluorobenzene (PID) (S)	99	%	70-130		1		07/07/21 20:33	460-00-4	
6010 MET ICP	Analytical Method: EPA 6010D Preparation Method: EPA 3010A Pace Analytical Services - Asheville								
Lead	ND	ug/L	5.0	4.5	1	07/07/21 12:50	07/07/21 20:25	7439-92-1	
6200B MSV	Analytical Method: SM 6200B Pace Analytical Services - Charlotte								
Benzene	ND	ug/L	0.50	0.34	1		07/08/21 01:15	71-43-2	
Bromobenzene	ND	ug/L	0.50	0.29	1		07/08/21 01:15	108-86-1	
Bromochloromethane	ND	ug/L	0.50	0.47	1		07/08/21 01:15	74-97-5	
Bromodichloromethane	ND	ug/L	0.50	0.31	1		07/08/21 01:15	75-27-4	
Bromoform	ND	ug/L	0.50	0.34	1		07/08/21 01:15	75-25-2	
Bromomethane	ND	ug/L	5.0	1.7	1		07/08/21 01:15	74-83-9	
n-Butylbenzene	ND	ug/L	0.50	0.49	1		07/08/21 01:15	104-51-8	
sec-Butylbenzene	ND	ug/L	0.50	0.40	1		07/08/21 01:15	135-98-8	
tert-Butylbenzene	ND	ug/L	0.50	0.32	1		07/08/21 01:15	98-06-6	
Carbon tetrachloride	ND	ug/L	0.50	0.33	1		07/08/21 01:15	56-23-5	
Chlorobenzene	ND	ug/L	0.50	0.28	1		07/08/21 01:15	108-90-7	
Chloroethane	ND	ug/L	1.0	0.65	1		07/08/21 01:15	75-00-3	
Chloroform	**2.9**	ug/L	0.50	0.35	1		07/08/21 01:15	67-66-3	
Chloromethane	ND	ug/L	1.0	0.54	1		07/08/21 01:15	74-87-3	
2-Chlorotoluene	ND	ug/L	0.50	0.32	1		07/08/21 01:15	95-49-8	
4-Chlorotoluene	ND	ug/L	0.50	0.32	1		07/08/21 01:15	106-43-4	
1,2-Dibromo-3-chloropropane	ND	ug/L	1.0	0.34	1		07/08/21 01:15	96-12-8	
Dibromochloromethane	ND	ug/L	0.50	0.36	1		07/08/21 01:15	124-48-1	
1,2-Dibromoethane (EDB)	ND	ug/L	0.50	0.27	1		07/08/21 01:15	106-93-4	
Dibromomethane	ND	ug/L	0.50	0.39	1		07/08/21 01:15	74-95-3	
1,2-Dichlorobenzene	ND	ug/L	0.50	0.34	1		07/08/21 01:15	95-50-1	
1,3-Dichlorobenzene	ND	ug/L	0.50	0.34	1		07/08/21 01:15	541-73-1	
1,4-Dichlorobenzene	ND	ug/L	0.50	0.33	1		07/08/21 01:15	106-46-7	
Dichlorodifluoromethane	ND	ug/L	0.50	0.35	1		07/08/21 01:15	75-71-8	
1,1-Dichloroethane	ND	ug/L	0.50	0.37	1		07/08/21 01:15	75-34-3	
1,2-Dichloroethane	ND	ug/L	0.50	0.32	1		07/08/21 01:15	107-06-2	
1,1-Dichloroethene	ND	ug/L	0.50	0.35	1		07/08/21 01:15	75-35-4	
cis-1,2-Dichloroethene	ND	ug/L	0.50	0.38	1		07/08/21 01:15	156-59-2	
trans-1,2-Dichloroethene	ND	ug/L	0.50	0.40	1		07/08/21 01:15	156-60-5	
1,2-Dichloropropane	ND	ug/L	0.50	0.36	1		07/08/21 01:15	78-87-5	
1,3-Dichloropropane	ND	ug/L	0.50	0.28	1		07/08/21 01:15	142-28-9	

REPORT OF LABORATORY ANALYSIS

This report shall not be reproduced, except in full,
without the written consent of Pace Analytical Services, LLC.

Pace Analytical Services, LLC
9800 Kincey Ave. Suite 100
Huntersville, NC 28078
(704)875-9092

ANALYTICAL RESULTS

Project: CPC Huntesrville (7/6/21)
Pace Project No.: 92547899

Sample: MW-13 **Lab ID: 92547899002** Collected: 07/06/21 10:50 Received: 07/06/21 17:45 Matrix: Water

Parameters	Results	Units	Report Limit	MDL	DF	Prepared	Analyzed	CAS No.	Qual
6200B MSV	Analytical Method: SM 6200B Pace Analytical Services - Charlotte								
2,2-Dichloropropane	ND	ug/L	0.50	0.39	1		07/08/21 01:15	594-20-7	
1,1-Dichloropropene	ND	ug/L	0.50	0.43	1		07/08/21 01:15	563-58-6	
cis-1,3-Dichloropropene	ND	ug/L	0.50	0.36	1		07/08/21 01:15	10061-01-5	
trans-1,3-Dichloropropene	ND	ug/L	0.50	0.36	1		07/08/21 01:15	10061-02-6	
Diisopropyl ether	ND	ug/L	0.50	0.31	1		07/08/21 01:15	108-20-3	
Ethylbenzene	ND	ug/L	0.50	0.30	1		07/08/21 01:15	100-41-4	
Hexachloro-1,3-butadiene	ND	ug/L	2.0	1.5	1		07/08/21 01:15	87-68-3	
Isopropylbenzene (Cumene)	ND	ug/L	0.50	0.33	1		07/08/21 01:15	98-82-8	
Methylene Chloride	ND	ug/L	2.0	2.0	1		07/08/21 01:15	75-09-2	
Methyl-tert-butyl ether	ND	ug/L	0.50	0.42	1		07/08/21 01:15	1634-04-4	
Naphthalene	ND	ug/L	2.0	0.64	1		07/08/21 01:15	91-20-3	
n-Propylbenzene	ND	ug/L	0.50	0.34	1		07/08/21 01:15	103-65-1	
Styrene	ND	ug/L	0.50	0.29	1		07/08/21 01:15	100-42-5	
1,1,1,2-Tetrachloroethane	ND	ug/L	0.50	0.31	1		07/08/21 01:15	630-20-6	
1,1,2,2-Tetrachloroethane	ND	ug/L	0.50	0.22	1		07/08/21 01:15	79-34-5	
Tetrachloroethene	**0.59**	ug/L	0.50	0.29	1		07/08/21 01:15	127-18-4	
Toluene	ND	ug/L	0.50	0.48	1		07/08/21 01:15	108-88-3	
1,2,3-Trichlorobenzene	ND	ug/L	2.0	0.81	1		07/08/21 01:15	87-61-6	
1,2,4-Trichlorobenzene	ND	ug/L	2.0	0.64	1		07/08/21 01:15	120-82-1	
1,1,1-Trichloroethane	ND	ug/L	0.50	0.33	1		07/08/21 01:15	71-55-6	
1,1,2-Trichloroethane	ND	ug/L	0.50	0.32	1		07/08/21 01:15	79-00-5	
Trichloroethene	ND	ug/L	0.50	0.38	1		07/08/21 01:15	79-01-6	
Trichlorofluoromethane	ND	ug/L	1.0	0.30	1		07/08/21 01:15	75-69-4	
1,2,3-Trichloropropane	ND	ug/L	0.50	0.26	1		07/08/21 01:15	96-18-4	
1,2,4-Trimethylbenzene	ND	ug/L	0.50	0.50	1		07/08/21 01:15	95-63-6	
1,3,5-Trimethylbenzene	ND	ug/L	0.50	0.33	1		07/08/21 01:15	108-67-8	
Vinyl chloride	ND	ug/L	1.0	0.39	1		07/08/21 01:15	75-01-4	
m&p-Xylene	ND	ug/L	1.0	0.71	1		07/08/21 01:15	179601-23-1	
o-Xylene	ND	ug/L	0.50	0.34	1		07/08/21 01:15	95-47-6	
Surrogates									
1,2-Dichloroethane-d4 (S)	103	%	70-130		1		07/08/21 01:15	17060-07-0	
4-Bromofluorobenzene (S)	96	%	70-130		1		07/08/21 01:15	460-00-4	
Toluene-d8 (S)	100	%	70-130		1		07/08/21 01:15	2037-26-5	

REPORT OF LABORATORY ANALYSIS

This report shall not be reproduced, except in full,
without the written consent of Pace Analytical Services, LLC.

Pace Analytical Services, LLC
9800 Kincey Ave. Suite 100
Huntersville, NC 28078
(704)875-9092

ANALYTICAL RESULTS

Project: CPC Huntesrville (7/6/21)
Pace Project No.: 92547899

Sample: MW-14 **Lab ID: 92547899003** Collected: 07/06/21 10:00 Received: 07/06/21 17:45 Matrix: Water

Parameters	Results	Units	Report Limit	MDL	DF	Prepared	Analyzed	CAS No.	Qual
VPH NC Water	Analytical Method: MADEP VPH Pace Analytical Services - Charlotte								
Total VPH (C5-C12)	ND	ug/L	50.0	50.0	1		07/07/21 21:01		N2
Aliphatic (C05-C08)	ND	ug/L	50.0	50.0	1		07/07/21 21:01		N2
Aliphatic(C09-C12) Adjusted	ND	ug/L	50.0	50.0	1		07/07/21 21:01		N2
Aromatic (C09-C10)	ND	ug/L	50.0	50.0	1		07/07/21 21:01		N2
Surrogates									
4-Bromofluorobenzene (FID) (S)	104	%	70-130		1		07/07/21 21:01	460-00-4	
4-Bromofluorobenzene (PID) (S)	100	%	70-130		1		07/07/21 21:01	460-00-4	
6010 MET ICP	Analytical Method: EPA 6010D Preparation Method: EPA 3010A Pace Analytical Services - Asheville								
Lead	ND	ug/L	5.0	4.5	1	07/07/21 12:50	07/07/21 20:28	7439-92-1	
6200B MSV	Analytical Method: SM 6200B Pace Analytical Services - Charlotte								
Benzene	ND	ug/L	0.50	0.34	1		07/08/21 01:33	71-43-2	
Bromobenzene	ND	ug/L	0.50	0.29	1		07/08/21 01:33	108-86-1	
Bromochloromethane	ND	ug/L	0.50	0.47	1		07/08/21 01:33	74-97-5	
Bromodichloromethane	ND	ug/L	0.50	0.31	1		07/08/21 01:33	75-27-4	
Bromoform	ND	ug/L	0.50	0.34	1		07/08/21 01:33	75-25-2	
Bromomethane	ND	ug/L	5.0	1.7	1		07/08/21 01:33	74-83-9	
n-Butylbenzene	ND	ug/L	0.50	0.49	1		07/08/21 01:33	104-51-8	
sec-Butylbenzene	ND	ug/L	0.50	0.40	1		07/08/21 01:33	135-98-8	
tert-Butylbenzene	ND	ug/L	0.50	0.32	1		07/08/21 01:33	98-06-6	
Carbon tetrachloride	ND	ug/L	0.50	0.33	1		07/08/21 01:33	56-23-5	
Chlorobenzene	ND	ug/L	0.50	0.28	1		07/08/21 01:33	108-90-7	
Chloroethane	ND	ug/L	1.0	0.65	1		07/08/21 01:33	75-00-3	
Chloroform	ND	ug/L	0.50	0.35	1		07/08/21 01:33	67-66-3	
Chloromethane	ND	ug/L	1.0	0.54	1		07/08/21 01:33	74-87-3	
2-Chlorotoluene	ND	ug/L	0.50	0.32	1		07/08/21 01:33	95-49-8	
4-Chlorotoluene	ND	ug/L	0.50	0.32	1		07/08/21 01:33	106-43-4	
1,2-Dibromo-3-chloropropane	ND	ug/L	1.0	0.34	1		07/08/21 01:33	96-12-8	
Dibromochloromethane	ND	ug/L	0.50	0.36	1		07/08/21 01:33	124-48-1	
1,2-Dibromoethane (EDB)	ND	ug/L	0.50	0.27	1		07/08/21 01:33	106-93-4	
Dibromomethane	ND	ug/L	0.50	0.39	1		07/08/21 01:33	74-95-3	
1,2-Dichlorobenzene	ND	ug/L	0.50	0.34	1		07/08/21 01:33	95-50-1	
1,3-Dichlorobenzene	ND	ug/L	0.50	0.34	1		07/08/21 01:33	541-73-1	
1,4-Dichlorobenzene	ND	ug/L	0.50	0.33	1		07/08/21 01:33	106-46-7	
Dichlorodifluoromethane	ND	ug/L	0.50	0.35	1		07/08/21 01:33	75-71-8	
1,1-Dichloroethane	ND	ug/L	0.50	0.37	1		07/08/21 01:33	75-34-3	
1,2-Dichloroethane	ND	ug/L	0.50	0.32	1		07/08/21 01:33	107-06-2	
1,1-Dichloroethene	ND	ug/L	0.50	0.35	1		07/08/21 01:33	75-35-4	
cis-1,2-Dichloroethene	ND	ug/L	0.50	0.38	1		07/08/21 01:33	156-59-2	
trans-1,2-Dichloroethene	ND	ug/L	0.50	0.40	1		07/08/21 01:33	156-60-5	
1,2-Dichloropropane	ND	ug/L	0.50	0.36	1		07/08/21 01:33	78-87-5	
1,3-Dichloropropane	ND	ug/L	0.50	0.28	1		07/08/21 01:33	142-28-9	

REPORT OF LABORATORY ANALYSIS

This report shall not be reproduced, except in full,
without the written consent of Pace Analytical Services, LLC.

Pace Analytical Services, LLC
9800 Kincey Ave. Suite 100
Huntersville, NC 28078
(704)875-9092

ANALYTICAL RESULTS

Project: CPC Huntesrville (7/6/21)
Pace Project No.: 92547899

Sample: MW-14 **Lab ID: 92547899003** Collected: 07/06/21 10:00 Received: 07/06/21 17:45 Matrix: Water

Parameters	Results	Units	Report Limit	MDL	DF	Prepared	Analyzed	CAS No.	Qual
6200B MSV	Analytical Method: SM 6200B Pace Analytical Services - Charlotte								
2,2-Dichloropropane	ND	ug/L	0.50	0.39	1		07/08/21 01:33	594-20-7	
1,1-Dichloropropene	ND	ug/L	0.50	0.43	1		07/08/21 01:33	563-58-6	
cis-1,3-Dichloropropene	ND	ug/L	0.50	0.36	1		07/08/21 01:33	10061-01-5	
trans-1,3-Dichloropropene	ND	ug/L	0.50	0.36	1		07/08/21 01:33	10061-02-6	
Diisopropyl ether	ND	ug/L	0.50	0.31	1		07/08/21 01:33	108-20-3	
Ethylbenzene	ND	ug/L	0.50	0.30	1		07/08/21 01:33	100-41-4	
Hexachloro-1,3-butadiene	ND	ug/L	2.0	1.5	1		07/08/21 01:33	87-68-3	
Isopropylbenzene (Cumene)	ND	ug/L	0.50	0.33	1		07/08/21 01:33	98-82-8	
Methylene Chloride	ND	ug/L	2.0	2.0	1		07/08/21 01:33	75-09-2	
Methyl-tert-butyl ether	ND	ug/L	0.50	0.42	1		07/08/21 01:33	1634-04-4	
Naphthalene	ND	ug/L	2.0	0.64	1		07/08/21 01:33	91-20-3	
n-Propylbenzene	ND	ug/L	0.50	0.34	1		07/08/21 01:33	103-65-1	
Styrene	ND	ug/L	0.50	0.29	1		07/08/21 01:33	100-42-5	
1,1,1,2-Tetrachloroethane	ND	ug/L	0.50	0.31	1		07/08/21 01:33	630-20-6	
1,1,2,2-Tetrachloroethane	ND	ug/L	0.50	0.22	1		07/08/21 01:33	79-34-5	
Tetrachloroethene	ND	ug/L	0.50	0.29	1		07/08/21 01:33	127-18-4	
Toluene	ND	ug/L	0.50	0.48	1		07/08/21 01:33	108-88-3	
1,2,3-Trichlorobenzene	ND	ug/L	2.0	0.81	1		07/08/21 01:33	87-61-6	
1,2,4-Trichlorobenzene	ND	ug/L	2.0	0.64	1		07/08/21 01:33	120-82-1	
1,1,1-Trichloroethane	ND	ug/L	0.50	0.33	1		07/08/21 01:33	71-55-6	
1,1,2-Trichloroethane	ND	ug/L	0.50	0.32	1		07/08/21 01:33	79-00-5	
Trichloroethene	ND	ug/L	0.50	0.38	1		07/08/21 01:33	79-01-6	
Trichlorofluoromethane	ND	ug/L	1.0	0.30	1		07/08/21 01:33	75-69-4	
1,2,3-Trichloropropane	ND	ug/L	0.50	0.26	1		07/08/21 01:33	96-18-4	
1,2,4-Trimethylbenzene	ND	ug/L	0.50	0.50	1		07/08/21 01:33	95-63-6	
1,3,5-Trimethylbenzene	ND	ug/L	0.50	0.33	1		07/08/21 01:33	108-67-8	
Vinyl chloride	ND	ug/L	1.0	0.39	1		07/08/21 01:33	75-01-4	
m&p-Xylene	ND	ug/L	1.0	0.71	1		07/08/21 01:33	179601-23-1	
o-Xylene	ND	ug/L	0.50	0.34	1		07/08/21 01:33	95-47-6	
Surrogates									
1,2-Dichloroethane-d4 (S)	106	%	70-130		1		07/08/21 01:33	17060-07-0	
4-Bromofluorobenzene (S)	98	%	70-130		1		07/08/21 01:33	460-00-4	
Toluene-d8 (S)	101	%	70-130		1		07/08/21 01:33	2037-26-5	

REPORT OF LABORATORY ANALYSIS

This report shall not be reproduced, except in full,
without the written consent of Pace Analytical Services, LLC.

Pace Analytical Services, LLC
9800 Kincey Ave. Suite 100
Huntersville, NC 28078
(704)875-9092

ANALYTICAL RESULTS

Project: CPC Huntesrville (7/6/21)
Pace Project No.: 92547899

Sample: MW-14D **Lab ID: 92547899004** Collected: 07/06/21 12:35 Received: 07/06/21 17:45 Matrix: Water

Parameters	Results	Units	Report Limit	MDL	DF	Prepared	Analyzed	CAS No.	Qual
VPH NC Water	Analytical Method: MADEP VPH Pace Analytical Services - Charlotte								
Total VPH (C5-C12)	ND	ug/L	50.0	50.0	1		07/07/21 21:30		N2
Aliphatic (C05-C08)	ND	ug/L	50.0	50.0	1		07/07/21 21:30		N2
Aliphatic(C09-C12) Adjusted	ND	ug/L	50.0	50.0	1		07/07/21 21:30		N2
Aromatic (C09-C10)	ND	ug/L	50.0	50.0	1		07/07/21 21:30		N2
Surrogates									
4-Bromofluorobenzene (FID) (S)	107	%	70-130		1		07/07/21 21:30	460-00-4	
4-Bromofluorobenzene (PID) (S)	103	%	70-130		1		07/07/21 21:30	460-00-4	
6010 MET ICP	Analytical Method: EPA 6010D Preparation Method: EPA 3010A Pace Analytical Services - Asheville								
Lead	ND	ug/L	5.0	4.5	1	07/07/21 12:50	07/07/21 20:31	7439-92-1	
6200B MSV	Analytical Method: SM 6200B Pace Analytical Services - Charlotte								
Benzene	ND	ug/L	0.50	0.34	1		07/08/21 00:03	71-43-2	
Bromobenzene	ND	ug/L	0.50	0.29	1		07/08/21 00:03	108-86-1	
Bromochloromethane	ND	ug/L	0.50	0.47	1		07/08/21 00:03	74-97-5	
Bromodichloromethane	ND	ug/L	0.50	0.31	1		07/08/21 00:03	75-27-4	
Bromoform	ND	ug/L	0.50	0.34	1		07/08/21 00:03	75-25-2	
Bromomethane	ND	ug/L	5.0	1.7	1		07/08/21 00:03	74-83-9	
n-Butylbenzene	ND	ug/L	0.50	0.49	1		07/08/21 00:03	104-51-8	
sec-Butylbenzene	ND	ug/L	0.50	0.40	1		07/08/21 00:03	135-98-8	
tert-Butylbenzene	ND	ug/L	0.50	0.32	1		07/08/21 00:03	98-06-6	
Carbon tetrachloride	ND	ug/L	0.50	0.33	1		07/08/21 00:03	56-23-5	
Chlorobenzene	ND	ug/L	0.50	0.28	1		07/08/21 00:03	108-90-7	
Chloroethane	ND	ug/L	1.0	0.65	1		07/08/21 00:03	75-00-3	
Chloroform	ND	ug/L	0.50	0.35	1		07/08/21 00:03	67-66-3	
Chloromethane	ND	ug/L	1.0	0.54	1		07/08/21 00:03	74-87-3	
2-Chlorotoluene	ND	ug/L	0.50	0.32	1		07/08/21 00:03	95-49-8	
4-Chlorotoluene	ND	ug/L	0.50	0.32	1		07/08/21 00:03	106-43-4	
1,2-Dibromo-3-chloropropane	ND	ug/L	1.0	0.34	1		07/08/21 00:03	96-12-8	
Dibromochloromethane	ND	ug/L	0.50	0.36	1		07/08/21 00:03	124-48-1	
1,2-Dibromoethane (EDB)	ND	ug/L	0.50	0.27	1		07/08/21 00:03	106-93-4	
Dibromomethane	ND	ug/L	0.50	0.39	1		07/08/21 00:03	74-95-3	
1,2-Dichlorobenzene	ND	ug/L	0.50	0.34	1		07/08/21 00:03	95-50-1	
1,3-Dichlorobenzene	ND	ug/L	0.50	0.34	1		07/08/21 00:03	541-73-1	
1,4-Dichlorobenzene	ND	ug/L	0.50	0.33	1		07/08/21 00:03	106-46-7	
Dichlorodifluoromethane	ND	ug/L	0.50	0.35	1		07/08/21 00:03	75-71-8	
1,1-Dichloroethane	ND	ug/L	0.50	0.37	1		07/08/21 00:03	75-34-3	
1,2-Dichloroethane	ND	ug/L	0.50	0.32	1		07/08/21 00:03	107-06-2	
1,1-Dichloroethene	ND	ug/L	0.50	0.35	1		07/08/21 00:03	75-35-4	
cis-1,2-Dichloroethene	ND	ug/L	0.50	0.38	1		07/08/21 00:03	156-59-2	
trans-1,2-Dichloroethene	ND	ug/L	0.50	0.40	1		07/08/21 00:03	156-60-5	
1,2-Dichloropropane	ND	ug/L	0.50	0.36	1		07/08/21 00:03	78-87-5	
1,3-Dichloropropane	ND	ug/L	0.50	0.28	1		07/08/21 00:03	142-28-9	

REPORT OF LABORATORY ANALYSIS

This report shall not be reproduced, except in full,
without the written consent of Pace Analytical Services, LLC.

Pace Analytical Services, LLC
9800 Kincey Ave. Suite 100
Huntersville, NC 28078
(704)875-9092

ANALYTICAL RESULTS

Project: CPC Huntesrville (7/6/21)
Pace Project No.: 92547899

Sample: MW-14D **Lab ID: 92547899004** Collected: 07/06/21 12:35 Received: 07/06/21 17:45 Matrix: Water

Parameters	Results	Units	Report Limit	MDL	DF	Prepared	Analyzed	CAS No.	Qual
6200B MSV	Analytical Method: SM 6200B Pace Analytical Services - Charlotte								
2,2-Dichloropropane	ND	ug/L	0.50	0.39	1		07/08/21 00:03	594-20-7	
1,1-Dichloropropene	ND	ug/L	0.50	0.43	1		07/08/21 00:03	563-58-6	
cis-1,3-Dichloropropene	ND	ug/L	0.50	0.36	1		07/08/21 00:03	10061-01-5	
trans-1,3-Dichloropropene	ND	ug/L	0.50	0.36	1		07/08/21 00:03	10061-02-6	
Diisopropyl ether	ND	ug/L	0.50	0.31	1		07/08/21 00:03	108-20-3	
Ethylbenzene	ND	ug/L	0.50	0.30	1		07/08/21 00:03	100-41-4	
Hexachloro-1,3-butadiene	ND	ug/L	2.0	1.5	1		07/08/21 00:03	87-68-3	
Isopropylbenzene (Cumene)	ND	ug/L	0.50	0.33	1		07/08/21 00:03	98-82-8	
Methylene Chloride	ND	ug/L	2.0	2.0	1		07/08/21 00:03	75-09-2	
Methyl-tert-butyl ether	ND	ug/L	0.50	0.42	1		07/08/21 00:03	1634-04-4	
Naphthalene	ND	ug/L	2.0	0.64	1		07/08/21 00:03	91-20-3	
n-Propylbenzene	ND	ug/L	0.50	0.34	1		07/08/21 00:03	103-65-1	
Styrene	ND	ug/L	0.50	0.29	1		07/08/21 00:03	100-42-5	
1,1,1,2-Tetrachloroethane	ND	ug/L	0.50	0.31	1		07/08/21 00:03	630-20-6	
1,1,2,2-Tetrachloroethane	ND	ug/L	0.50	0.22	1		07/08/21 00:03	79-34-5	
Tetrachloroethene	ND	ug/L	0.50	0.29	1		07/08/21 00:03	127-18-4	
Toluene	ND	ug/L	0.50	0.48	1		07/08/21 00:03	108-88-3	
1,2,3-Trichlorobenzene	ND	ug/L	2.0	0.81	1		07/08/21 00:03	87-61-6	
1,2,4-Trichlorobenzene	ND	ug/L	2.0	0.64	1		07/08/21 00:03	120-82-1	
1,1,1-Trichloroethane	ND	ug/L	0.50	0.33	1		07/08/21 00:03	71-55-6	
1,1,2-Trichloroethane	ND	ug/L	0.50	0.32	1		07/08/21 00:03	79-00-5	
Trichloroethene	ND	ug/L	0.50	0.38	1		07/08/21 00:03	79-01-6	
Trichlorofluoromethane	ND	ug/L	1.0	0.30	1		07/08/21 00:03	75-69-4	
1,2,3-Trichloropropane	ND	ug/L	0.50	0.26	1		07/08/21 00:03	96-18-4	
1,2,4-Trimethylbenzene	ND	ug/L	0.50	0.50	1		07/08/21 00:03	95-63-6	
1,3,5-Trimethylbenzene	ND	ug/L	0.50	0.33	1		07/08/21 00:03	108-67-8	
Vinyl chloride	ND	ug/L	1.0	0.39	1		07/08/21 00:03	75-01-4	
m&p-Xylene	ND	ug/L	1.0	0.71	1		07/08/21 00:03	179601-23-1	
o-Xylene	ND	ug/L	0.50	0.34	1		07/08/21 00:03	95-47-6	
Surrogates									
1,2-Dichloroethane-d4 (S)	102	%	70-130		1		07/08/21 00:03	17060-07-0	
4-Bromofluorobenzene (S)	96	%	70-130		1		07/08/21 00:03	460-00-4	
Toluene-d8 (S)	100	%	70-130		1		07/08/21 00:03	2037-26-5	

REPORT OF LABORATORY ANALYSIS

This report shall not be reproduced, except in full,
without the written consent of Pace Analytical Services, LLC.

Pace Analytical Services, LLC
9800 Kincey Ave. Suite 100
Huntersville, NC 28078
(704)875-9092

ANALYTICAL RESULTS

Project: CPC Huntesrville (7/6/21)
Pace Project No.: 92547899

Sample: MW-45 **Lab ID: 92547899005** Collected: 07/06/21 13:15 Received: 07/06/21 17:45 Matrix: Water

Parameters	Results	Units	Report Limit	MDL	DF	Prepared	Analyzed	CAS No.	Qual
VPH NC Water	Analytical Method: MADEP VPH Pace Analytical Services - Charlotte								
Total VPH (C5-C12)	ND	ug/L	50.0	50.0	1		07/07/21 21:58		N2
Aliphatic (C05-C08)	ND	ug/L	50.0	50.0	1		07/07/21 21:58		N2
Aliphatic(C09-C12) Adjusted	ND	ug/L	50.0	50.0	1		07/07/21 21:58		N2
Aromatic (C09-C10)	ND	ug/L	50.0	50.0	1		07/07/21 21:58		N2
Surrogates									
4-Bromofluorobenzene (FID) (S)	105	%	70-130		1		07/07/21 21:58	460-00-4	
4-Bromofluorobenzene (PID) (S)	101	%	70-130		1		07/07/21 21:58	460-00-4	
6010 MET ICP	Analytical Method: EPA 6010D Preparation Method: EPA 3010A Pace Analytical Services - Asheville								
Lead	ND	ug/L	5.0	4.5	1	07/07/21 12:50	07/07/21 20:41	7439-92-1	
6200B MSV	Analytical Method: SM 6200B Pace Analytical Services - Charlotte								
Benzene	ND	ug/L	0.50	0.34	1		07/08/21 01:51	71-43-2	
Bromobenzene	ND	ug/L	0.50	0.29	1		07/08/21 01:51	108-86-1	
Bromochloromethane	ND	ug/L	0.50	0.47	1		07/08/21 01:51	74-97-5	
Bromodichloromethane	ND	ug/L	0.50	0.31	1		07/08/21 01:51	75-27-4	
Bromoform	ND	ug/L	0.50	0.34	1		07/08/21 01:51	75-25-2	
Bromomethane	ND	ug/L	5.0	1.7	1		07/08/21 01:51	74-83-9	
n-Butylbenzene	ND	ug/L	0.50	0.49	1		07/08/21 01:51	104-51-8	
sec-Butylbenzene	ND	ug/L	0.50	0.40	1		07/08/21 01:51	135-98-8	
tert-Butylbenzene	ND	ug/L	0.50	0.32	1		07/08/21 01:51	98-06-6	
Carbon tetrachloride	ND	ug/L	0.50	0.33	1		07/08/21 01:51	56-23-5	
Chlorobenzene	ND	ug/L	0.50	0.28	1		07/08/21 01:51	108-90-7	
Chloroethane	ND	ug/L	1.0	0.65	1		07/08/21 01:51	75-00-3	
Chloroform	**0.61**	ug/L	0.50	0.35	1		07/08/21 01:51	67-66-3	
Chloromethane	ND	ug/L	1.0	0.54	1		07/08/21 01:51	74-87-3	
2-Chlorotoluene	ND	ug/L	0.50	0.32	1		07/08/21 01:51	95-49-8	
4-Chlorotoluene	ND	ug/L	0.50	0.32	1		07/08/21 01:51	106-43-4	
1,2-Dibromo-3-chloropropane	ND	ug/L	1.0	0.34	1		07/08/21 01:51	96-12-8	
Dibromochloromethane	ND	ug/L	0.50	0.36	1		07/08/21 01:51	124-48-1	
1,2-Dibromoethane (EDB)	ND	ug/L	0.50	0.27	1		07/08/21 01:51	106-93-4	
Dibromomethane	ND	ug/L	0.50	0.39	1		07/08/21 01:51	74-95-3	
1,2-Dichlorobenzene	ND	ug/L	0.50	0.34	1		07/08/21 01:51	95-50-1	
1,3-Dichlorobenzene	ND	ug/L	0.50	0.34	1		07/08/21 01:51	541-73-1	
1,4-Dichlorobenzene	ND	ug/L	0.50	0.33	1		07/08/21 01:51	106-46-7	
Dichlorodifluoromethane	ND	ug/L	0.50	0.35	1		07/08/21 01:51	75-71-8	
1,1-Dichloroethane	ND	ug/L	0.50	0.37	1		07/08/21 01:51	75-34-3	
1,2-Dichloroethane	ND	ug/L	0.50	0.32	1		07/08/21 01:51	107-06-2	
1,1-Dichloroethene	ND	ug/L	0.50	0.35	1		07/08/21 01:51	75-35-4	
cis-1,2-Dichloroethene	ND	ug/L	0.50	0.38	1		07/08/21 01:51	156-59-2	
trans-1,2-Dichloroethene	ND	ug/L	0.50	0.40	1		07/08/21 01:51	156-60-5	
1,2-Dichloropropane	ND	ug/L	0.50	0.36	1		07/08/21 01:51	78-87-5	
1,3-Dichloropropane	ND	ug/L	0.50	0.28	1		07/08/21 01:51	142-28-9	

REPORT OF LABORATORY ANALYSIS

This report shall not be reproduced, except in full,
without the written consent of Pace Analytical Services, LLC.

Pace Analytical Services, LLC
9800 Kincey Ave. Suite 100
Huntersville, NC 28078
(704)875-9092

ANALYTICAL RESULTS

Project: CPC Huntesrville (7/6/21)
Pace Project No.: 92547899

Sample: MW-45 **Lab ID: 92547899005** Collected: 07/06/21 13:15 Received: 07/06/21 17:45 Matrix: Water

Parameters	Results	Units	Report Limit	MDL	DF	Prepared	Analyzed	CAS No.	Qual
6200B MSV	Analytical Method: SM 6200B Pace Analytical Services - Charlotte								
2,2-Dichloropropane	ND	ug/L	0.50	0.39	1		07/08/21 01:51	594-20-7	
1,1-Dichloropropene	ND	ug/L	0.50	0.43	1		07/08/21 01:51	563-58-6	
cis-1,3-Dichloropropene	ND	ug/L	0.50	0.36	1		07/08/21 01:51	10061-01-5	
trans-1,3-Dichloropropene	ND	ug/L	0.50	0.36	1		07/08/21 01:51	10061-02-6	
Diisopropyl ether	**0.65**	ug/L	0.50	0.31	1		07/08/21 01:51	108-20-3	
Ethylbenzene	ND	ug/L	0.50	0.30	1		07/08/21 01:51	100-41-4	
Hexachloro-1,3-butadiene	ND	ug/L	2.0	1.5	1		07/08/21 01:51	87-68-3	
Isopropylbenzene (Cumene)	ND	ug/L	0.50	0.33	1		07/08/21 01:51	98-82-8	
Methylene Chloride	ND	ug/L	2.0	2.0	1		07/08/21 01:51	75-09-2	
Methyl-tert-butyl ether	ND	ug/L	0.50	0.42	1		07/08/21 01:51	1634-04-4	
Naphthalene	ND	ug/L	2.0	0.64	1		07/08/21 01:51	91-20-3	
n-Propylbenzene	ND	ug/L	0.50	0.34	1		07/08/21 01:51	103-65-1	
Styrene	ND	ug/L	0.50	0.29	1		07/08/21 01:51	100-42-5	
1,1,1,2-Tetrachloroethane	ND	ug/L	0.50	0.31	1		07/08/21 01:51	630-20-6	
1,1,2,2-Tetrachloroethane	ND	ug/L	0.50	0.22	1		07/08/21 01:51	79-34-5	
Tetrachloroethene	ND	ug/L	0.50	0.29	1		07/08/21 01:51	127-18-4	
Toluene	ND	ug/L	0.50	0.48	1		07/08/21 01:51	108-88-3	
1,2,3-Trichlorobenzene	ND	ug/L	2.0	0.81	1		07/08/21 01:51	87-61-6	
1,2,4-Trichlorobenzene	ND	ug/L	2.0	0.64	1		07/08/21 01:51	120-82-1	
1,1,1-Trichloroethane	ND	ug/L	0.50	0.33	1		07/08/21 01:51	71-55-6	
1,1,2-Trichloroethane	ND	ug/L	0.50	0.32	1		07/08/21 01:51	79-00-5	
Trichloroethene	ND	ug/L	0.50	0.38	1		07/08/21 01:51	79-01-6	
Trichlorofluoromethane	ND	ug/L	1.0	0.30	1		07/08/21 01:51	75-69-4	
1,2,3-Trichloropropane	ND	ug/L	0.50	0.26	1		07/08/21 01:51	96-18-4	
1,2,4-Trimethylbenzene	ND	ug/L	0.50	0.50	1		07/08/21 01:51	95-63-6	
1,3,5-Trimethylbenzene	ND	ug/L	0.50	0.33	1		07/08/21 01:51	108-67-8	
Vinyl chloride	ND	ug/L	1.0	0.39	1		07/08/21 01:51	75-01-4	
m&p-Xylene	ND	ug/L	1.0	0.71	1		07/08/21 01:51	179601-23-1	
o-Xylene	ND	ug/L	0.50	0.34	1		07/08/21 01:51	95-47-6	
Surrogates									
1,2-Dichloroethane-d4 (S)	104	%	70-130		1		07/08/21 01:51	17060-07-0	
4-Bromofluorobenzene (S)	96	%	70-130		1		07/08/21 01:51	460-00-4	
Toluene-d8 (S)	99	%	70-130		1		07/08/21 01:51	2037-26-5	

REPORT OF LABORATORY ANALYSIS

This report shall not be reproduced, except in full,
without the written consent of Pace Analytical Services, LLC.

Pace Analytical Services, LLC
9800 Kincey Ave. Suite 100
Huntersville, NC 28078
(704)875-9092

ANALYTICAL RESULTS

Project: CPC Huntesrville (7/6/21)
Pace Project No.: 92547899

Sample: MW-49 **Lab ID: 92547899006** Collected: 07/06/21 14:50 Received: 07/06/21 17:45 Matrix: Water

Parameters	Results	Units	Report Limit	MDL	DF	Prepared	Analyzed	CAS No.	Qual
VPH NC Water	Analytical Method: MADEP VPH Pace Analytical Services - Charlotte								
Total VPH (C5-C12)	ND	ug/L	50.0	50.0	1		07/07/21 22:27		N2
Aliphatic (C05-C08)	ND	ug/L	50.0	50.0	1		07/07/21 22:27		N2
Aliphatic(C09-C12) Adjusted	ND	ug/L	50.0	50.0	1		07/07/21 22:27		N2
Aromatic (C09-C10)	ND	ug/L	50.0	50.0	1		07/07/21 22:27		N2
Surrogates									
4-Bromofluorobenzene (FID) (S)	104	%	70-130		1		07/07/21 22:27	460-00-4	
4-Bromofluorobenzene (PID) (S)	100	%	70-130		1		07/07/21 22:27	460-00-4	
6010 MET ICP	Analytical Method: EPA 6010D Preparation Method: EPA 3010A Pace Analytical Services - Asheville								
Lead	ND	ug/L	5.0	4.5	1	07/07/21 12:50	07/07/21 20:44	7439-92-1	
6200B MSV	Analytical Method: SM 6200B Pace Analytical Services - Charlotte								
Benzene	ND	ug/L	0.50	0.34	1		07/08/21 02:09	71-43-2	
Bromobenzene	ND	ug/L	0.50	0.29	1		07/08/21 02:09	108-86-1	
Bromochloromethane	ND	ug/L	0.50	0.47	1		07/08/21 02:09	74-97-5	
Bromodichloromethane	ND	ug/L	0.50	0.31	1		07/08/21 02:09	75-27-4	
Bromoform	ND	ug/L	0.50	0.34	1		07/08/21 02:09	75-25-2	
Bromomethane	ND	ug/L	5.0	1.7	1		07/08/21 02:09	74-83-9	
n-Butylbenzene	ND	ug/L	0.50	0.49	1		07/08/21 02:09	104-51-8	
sec-Butylbenzene	ND	ug/L	0.50	0.40	1		07/08/21 02:09	135-98-8	
tert-Butylbenzene	ND	ug/L	0.50	0.32	1		07/08/21 02:09	98-06-6	
Carbon tetrachloride	ND	ug/L	0.50	0.33	1		07/08/21 02:09	56-23-5	
Chlorobenzene	ND	ug/L	0.50	0.28	1		07/08/21 02:09	108-90-7	
Chloroethane	ND	ug/L	1.0	0.65	1		07/08/21 02:09	75-00-3	
Chloroform	**0.44J**	ug/L	0.50	0.35	1		07/08/21 02:09	67-66-3	
Chloromethane	ND	ug/L	1.0	0.54	1		07/08/21 02:09	74-87-3	
2-Chlorotoluene	ND	ug/L	0.50	0.32	1		07/08/21 02:09	95-49-8	
4-Chlorotoluene	ND	ug/L	0.50	0.32	1		07/08/21 02:09	106-43-4	
1,2-Dibromo-3-chloropropane	ND	ug/L	1.0	0.34	1		07/08/21 02:09	96-12-8	
Dibromochloromethane	ND	ug/L	0.50	0.36	1		07/08/21 02:09	124-48-1	
1,2-Dibromoethane (EDB)	ND	ug/L	0.50	0.27	1		07/08/21 02:09	106-93-4	
Dibromomethane	ND	ug/L	0.50	0.39	1		07/08/21 02:09	74-95-3	
1,2-Dichlorobenzene	ND	ug/L	0.50	0.34	1		07/08/21 02:09	95-50-1	
1,3-Dichlorobenzene	ND	ug/L	0.50	0.34	1		07/08/21 02:09	541-73-1	
1,4-Dichlorobenzene	ND	ug/L	0.50	0.33	1		07/08/21 02:09	106-46-7	
Dichlorodifluoromethane	ND	ug/L	0.50	0.35	1		07/08/21 02:09	75-71-8	
1,1-Dichloroethane	ND	ug/L	0.50	0.37	1		07/08/21 02:09	75-34-3	
1,2-Dichloroethane	ND	ug/L	0.50	0.32	1		07/08/21 02:09	107-06-2	
1,1-Dichloroethene	ND	ug/L	0.50	0.35	1		07/08/21 02:09	75-35-4	
cis-1,2-Dichloroethene	ND	ug/L	0.50	0.38	1		07/08/21 02:09	156-59-2	
trans-1,2-Dichloroethene	ND	ug/L	0.50	0.40	1		07/08/21 02:09	156-60-5	
1,2-Dichloropropane	ND	ug/L	0.50	0.36	1		07/08/21 02:09	78-87-5	
1,3-Dichloropropane	ND	ug/L	0.50	0.28	1		07/08/21 02:09	142-28-9	

REPORT OF LABORATORY ANALYSIS

This report shall not be reproduced, except in full,
without the written consent of Pace Analytical Services, LLC.

Pace Analytical Services, LLC
9800 Kincey Ave. Suite 100
Huntersville, NC 28078
(704)875-9092

ANALYTICAL RESULTS

Project: CPC Huntesrville (7/6/21)
Pace Project No.: 92547899

Sample: MW-49 **Lab ID: 92547899006** Collected: 07/06/21 14:50 Received: 07/06/21 17:45 Matrix: Water

Parameters	Results	Units	Report Limit	MDL	DF	Prepared	Analyzed	CAS No.	Qual
6200B MSV	Analytical Method: SM 6200B Pace Analytical Services - Charlotte								
2,2-Dichloropropane	ND	ug/L	0.50	0.39	1		07/08/21 02:09	594-20-7	
1,1-Dichloropropene	ND	ug/L	0.50	0.43	1		07/08/21 02:09	563-58-6	
cis-1,3-Dichloropropene	ND	ug/L	0.50	0.36	1		07/08/21 02:09	10061-01-5	
trans-1,3-Dichloropropene	ND	ug/L	0.50	0.36	1		07/08/21 02:09	10061-02-6	
Diisopropyl ether	ND	ug/L	0.50	0.31	1		07/08/21 02:09	108-20-3	
Ethylbenzene	ND	ug/L	0.50	0.30	1		07/08/21 02:09	100-41-4	
Hexachloro-1,3-butadiene	ND	ug/L	2.0	1.5	1		07/08/21 02:09	87-68-3	
Isopropylbenzene (Cumene)	ND	ug/L	0.50	0.33	1		07/08/21 02:09	98-82-8	
Methylene Chloride	ND	ug/L	2.0	2.0	1		07/08/21 02:09	75-09-2	
Methyl-tert-butyl ether	ND	ug/L	0.50	0.42	1		07/08/21 02:09	1634-04-4	
Naphthalene	ND	ug/L	2.0	0.64	1		07/08/21 02:09	91-20-3	
n-Propylbenzene	ND	ug/L	0.50	0.34	1		07/08/21 02:09	103-65-1	
Styrene	ND	ug/L	0.50	0.29	1		07/08/21 02:09	100-42-5	
1,1,1,2-Tetrachloroethane	ND	ug/L	0.50	0.31	1		07/08/21 02:09	630-20-6	
1,1,2,2-Tetrachloroethane	ND	ug/L	0.50	0.22	1		07/08/21 02:09	79-34-5	
Tetrachloroethene	ND	ug/L	0.50	0.29	1		07/08/21 02:09	127-18-4	
Toluene	ND	ug/L	0.50	0.48	1		07/08/21 02:09	108-88-3	
1,2,3-Trichlorobenzene	ND	ug/L	2.0	0.81	1		07/08/21 02:09	87-61-6	
1,2,4-Trichlorobenzene	ND	ug/L	2.0	0.64	1		07/08/21 02:09	120-82-1	
1,1,1-Trichloroethane	ND	ug/L	0.50	0.33	1		07/08/21 02:09	71-55-6	
1,1,2-Trichloroethane	ND	ug/L	0.50	0.32	1		07/08/21 02:09	79-00-5	
Trichloroethene	ND	ug/L	0.50	0.38	1		07/08/21 02:09	79-01-6	
Trichlorofluoromethane	ND	ug/L	1.0	0.30	1		07/08/21 02:09	75-69-4	
1,2,3-Trichloropropane	ND	ug/L	0.50	0.26	1		07/08/21 02:09	96-18-4	
1,2,4-Trimethylbenzene	ND	ug/L	0.50	0.50	1		07/08/21 02:09	95-63-6	
1,3,5-Trimethylbenzene	ND	ug/L	0.50	0.33	1		07/08/21 02:09	108-67-8	
Vinyl chloride	ND	ug/L	1.0	0.39	1		07/08/21 02:09	75-01-4	
m&p-Xylene	ND	ug/L	1.0	0.71	1		07/08/21 02:09	179601-23-1	
o-Xylene	ND	ug/L	0.50	0.34	1		07/08/21 02:09	95-47-6	
Surrogates									
1,2-Dichloroethane-d4 (S)	106	%	70-130		1		07/08/21 02:09	17060-07-0	
4-Bromofluorobenzene (S)	97	%	70-130		1		07/08/21 02:09	460-00-4	
Toluene-d8 (S)	101	%	70-130		1		07/08/21 02:09	2037-26-5	

REPORT OF LABORATORY ANALYSIS

This report shall not be reproduced, except in full,
without the written consent of Pace Analytical Services, LLC.

Pace Analytical Services, LLC
9800 Kincey Ave. Suite 100
Huntersville, NC 28078
(704)875-9092

ANALYTICAL RESULTS

Project: CPC Huntesrville (7/6/21)
Pace Project No.: 92547899

Sample: MW-50 **Lab ID: 92547899007** Collected: 07/06/21 13:20 Received: 07/06/21 17:45 Matrix: Water

Parameters	Results	Units	Report Limit	MDL	DF	Prepared	Analyzed	CAS No.	Qual
VPH NC Water	Analytical Method: MADEP VPH Pace Analytical Services - Charlotte								
Total VPH (C5-C12)	**8180**	ug/L	200	200	4		07/09/21 02:02		N2
Aliphatic (C05-C08)	**5210**	ug/L	200	200	4		07/09/21 02:02		N2
Aliphatic(C09-C12) Adjusted	**2550**	ug/L	200	200	4		07/09/21 02:02		N2
Aromatic (C09-C10)	**421**	ug/L	200	200	4		07/09/21 02:02		N2
Surrogates									
4-Bromofluorobenzene (FID) (S)	104	%	70-130		4		07/09/21 02:02	460-00-4	
4-Bromofluorobenzene (PID) (S)	98	%	70-130		4		07/09/21 02:02	460-00-4	
6010 MET ICP	Analytical Method: EPA 6010D Preparation Method: EPA 3010A Pace Analytical Services - Asheville								
Lead	ND	ug/L	5.0	4.5	1	07/07/21 12:50	07/07/21 20:48	7439-92-1	
6200B MSV	Analytical Method: SM 6200B Pace Analytical Services - Charlotte								
Benzene	**343**	ug/L	2.0	1.4	4		07/08/21 03:39	71-43-2	
Bromobenzene	ND	ug/L	2.0	1.2	4		07/08/21 03:39	108-86-1	
Bromochloromethane	ND	ug/L	2.0	1.9	4		07/08/21 03:39	74-97-5	
Bromodichloromethane	ND	ug/L	2.0	1.2	4		07/08/21 03:39	75-27-4	
Bromoform	ND	ug/L	2.0	1.4	4		07/08/21 03:39	75-25-2	
Bromomethane	ND	ug/L	20.0	6.6	4		07/08/21 03:39	74-83-9	
n-Butylbenzene	ND	ug/L	2.0	2.0	4		07/08/21 03:39	104-51-8	
sec-Butylbenzene	ND	ug/L	2.0	1.6	4		07/08/21 03:39	135-98-8	
tert-Butylbenzene	ND	ug/L	2.0	1.3	4		07/08/21 03:39	98-06-6	
Carbon tetrachloride	ND	ug/L	2.0	1.3	4		07/08/21 03:39	56-23-5	
Chlorobenzene	ND	ug/L	2.0	1.1	4		07/08/21 03:39	108-90-7	
Chloroethane	ND	ug/L	4.0	2.6	4		07/08/21 03:39	75-00-3	
Chloroform	ND	ug/L	2.0	1.4	4		07/08/21 03:39	67-66-3	
Chloromethane	ND	ug/L	4.0	2.2	4		07/08/21 03:39	74-87-3	
2-Chlorotoluene	ND	ug/L	2.0	1.3	4		07/08/21 03:39	95-49-8	
4-Chlorotoluene	ND	ug/L	2.0	1.3	4		07/08/21 03:39	106-43-4	
1,2-Dibromo-3-chloropropane	ND	ug/L	4.0	1.4	4		07/08/21 03:39	96-12-8	
Dibromochloromethane	ND	ug/L	2.0	1.4	4		07/08/21 03:39	124-48-1	
1,2-Dibromoethane (EDB)	ND	ug/L	2.0	1.1	4		07/08/21 03:39	106-93-4	
Dibromomethane	ND	ug/L	2.0	1.6	4		07/08/21 03:39	74-95-3	
1,2-Dichlorobenzene	ND	ug/L	2.0	1.4	4		07/08/21 03:39	95-50-1	
1,3-Dichlorobenzene	ND	ug/L	2.0	1.4	4		07/08/21 03:39	541-73-1	
1,4-Dichlorobenzene	ND	ug/L	2.0	1.3	4		07/08/21 03:39	106-46-7	
Dichlorodifluoromethane	ND	ug/L	2.0	1.4	4		07/08/21 03:39	75-71-8	
1,1-Dichloroethane	ND	ug/L	2.0	1.5	4		07/08/21 03:39	75-34-3	
1,2-Dichloroethane	ND	ug/L	2.0	1.3	4		07/08/21 03:39	107-06-2	
1,1-Dichloroethene	ND	ug/L	2.0	1.4	4		07/08/21 03:39	75-35-4	
cis-1,2-Dichloroethene	ND	ug/L	2.0	1.5	4		07/08/21 03:39	156-59-2	
trans-1,2-Dichloroethene	ND	ug/L	2.0	1.6	4		07/08/21 03:39	156-60-5	
1,2-Dichloropropane	ND	ug/L	2.0	1.4	4		07/08/21 03:39	78-87-5	
1,3-Dichloropropane	ND	ug/L	2.0	1.1	4		07/08/21 03:39	142-28-9	

REPORT OF LABORATORY ANALYSIS

This report shall not be reproduced, except in full,
without the written consent of Pace Analytical Services, LLC.

Pace Analytical Services, LLC
9800 Kincey Ave. Suite 100
Huntersville, NC 28078
(704)875-9092

ANALYTICAL RESULTS

Project: CPC Huntesrville (7/6/21)
Pace Project No.: 92547899

Sample: MW-50 **Lab ID: 92547899007** Collected: 07/06/21 13:20 Received: 07/06/21 17:45 Matrix: Water

Parameters	Results	Units	Report Limit	MDL	DF	Prepared	Analyzed	CAS No.	Qual
6200B MSV	Analytical Method: SM 6200B Pace Analytical Services - Charlotte								
2,2-Dichloropropane	ND	ug/L	2.0	1.6	4		07/08/21 03:39	594-20-7	
1,1-Dichloropropene	ND	ug/L	2.0	1.7	4		07/08/21 03:39	563-58-6	
cis-1,3-Dichloropropene	ND	ug/L	2.0	1.5	4		07/08/21 03:39	10061-01-5	
trans-1,3-Dichloropropene	ND	ug/L	2.0	1.5	4		07/08/21 03:39	10061-02-6	
Diisopropyl ether	**18.8**	ug/L	2.0	1.2	4		07/08/21 03:39	108-20-3	
Ethylbenzene	**31.5**	ug/L	2.0	1.2	4		07/08/21 03:39	100-41-4	
Hexachloro-1,3-butadiene	ND	ug/L	8.0	6.1	4		07/08/21 03:39	87-68-3	
Isopropylbenzene (Cumene)	**5.1**	ug/L	2.0	1.3	4		07/08/21 03:39	98-82-8	
Methylene Chloride	ND	ug/L	8.0	7.8	4		07/08/21 03:39	75-09-2	
Methyl-tert-butyl ether	**4.6**	ug/L	2.0	1.7	4		07/08/21 03:39	1634-04-4	
Naphthalene	**27.5**	ug/L	8.0	2.6	4		07/08/21 03:39	91-20-3	
n-Propylbenzene	**8.0**	ug/L	2.0	1.4	4		07/08/21 03:39	103-65-1	
Styrene	ND	ug/L	2.0	1.2	4		07/08/21 03:39	100-42-5	
1,1,1,2-Tetrachloroethane	ND	ug/L	2.0	1.2	4		07/08/21 03:39	630-20-6	
1,1,2,2-Tetrachloroethane	ND	ug/L	2.0	0.90	4		07/08/21 03:39	79-34-5	
Tetrachloroethene	ND	ug/L	2.0	1.2	4		07/08/21 03:39	127-18-4	
Toluene	**286**	ug/L	2.0	1.9	4		07/08/21 03:39	108-88-3	
1,2,3-Trichlorobenzene	ND	ug/L	8.0	3.2	4		07/08/21 03:39	87-61-6	
1,2,4-Trichlorobenzene	ND	ug/L	8.0	2.6	4		07/08/21 03:39	120-82-1	
1,1,1-Trichloroethane	ND	ug/L	2.0	1.3	4		07/08/21 03:39	71-55-6	
1,1,2-Trichloroethane	ND	ug/L	2.0	1.3	4		07/08/21 03:39	79-00-5	
Trichloroethene	ND	ug/L	2.0	1.5	4		07/08/21 03:39	79-01-6	
Trichlorofluoromethane	ND	ug/L	4.0	1.2	4		07/08/21 03:39	75-69-4	
1,2,3-Trichloropropane	ND	ug/L	2.0	1.0	4		07/08/21 03:39	96-18-4	
1,2,4-Trimethylbenzene	**126**	ug/L	2.0	2.0	4		07/08/21 03:39	95-63-6	
1,3,5-Trimethylbenzene	**32.5**	ug/L	2.0	1.3	4		07/08/21 03:39	108-67-8	
Vinyl chloride	ND	ug/L	4.0	1.5	4		07/08/21 03:39	75-01-4	
m&p-Xylene	**662**	ug/L	4.0	2.8	4		07/08/21 03:39	179601-23-1	
o-Xylene	**381**	ug/L	2.0	1.4	4		07/08/21 03:39	95-47-6	
Surrogates									
1,2-Dichloroethane-d4 (S)	103	%	70-130		4		07/08/21 03:39	17060-07-0	
4-Bromofluorobenzene (S)	97	%	70-130		4		07/08/21 03:39	460-00-4	
Toluene-d8 (S)	99	%	70-130		4		07/08/21 03:39	2037-26-5	

REPORT OF LABORATORY ANALYSIS

This report shall not be reproduced, except in full,
without the written consent of Pace Analytical Services, LLC.

Pace Analytical Services, LLC
9800 Kincey Ave. Suite 100
Huntersville, NC 28078
(704)875-9092

ANALYTICAL RESULTS

Project: CPC Huntesrville (7/6/21)
Pace Project No.: 92547899

Sample: MW-51 **Lab ID: 92547899008** Collected: 07/06/21 11:25 Received: 07/06/21 17:45 Matrix: Water

Parameters	Results	Units	Report Limit	MDL	DF	Prepared	Analyzed	CAS No.	Qual
VPH NC Water	Analytical Method: MADEP VPH Pace Analytical Services - Charlotte								
Total VPH (C5-C12)	ND	ug/L	50.0	50.0	1		07/07/21 23:24		N2
Aliphatic (C05-C08)	ND	ug/L	50.0	50.0	1		07/07/21 23:24		N2
Aliphatic(C09-C12) Adjusted	ND	ug/L	50.0	50.0	1		07/07/21 23:24		N2
Aromatic (C09-C10)	ND	ug/L	50.0	50.0	1		07/07/21 23:24		N2
Surrogates									
4-Bromofluorobenzene (FID) (S)	104	%	70-130		1		07/07/21 23:24	460-00-4	
4-Bromofluorobenzene (PID) (S)	101	%	70-130		1		07/07/21 23:24	460-00-4	
6010 MET ICP	Analytical Method: EPA 6010D Preparation Method: EPA 3010A Pace Analytical Services - Asheville								
Lead	ND	ug/L	5.0	4.5	1	07/07/21 12:50	07/07/21 20:51	7439-92-1	
6200B MSV	Analytical Method: SM 6200B Pace Analytical Services - Charlotte								
Benzene	ND	ug/L	0.50	0.34	1		07/08/21 02:27	71-43-2	
Bromobenzene	ND	ug/L	0.50	0.29	1		07/08/21 02:27	108-86-1	
Bromochloromethane	ND	ug/L	0.50	0.47	1		07/08/21 02:27	74-97-5	
Bromodichloromethane	ND	ug/L	0.50	0.31	1		07/08/21 02:27	75-27-4	
Bromoform	ND	ug/L	0.50	0.34	1		07/08/21 02:27	75-25-2	
Bromomethane	ND	ug/L	5.0	1.7	1		07/08/21 02:27	74-83-9	
n-Butylbenzene	ND	ug/L	0.50	0.49	1		07/08/21 02:27	104-51-8	
sec-Butylbenzene	ND	ug/L	0.50	0.40	1		07/08/21 02:27	135-98-8	
tert-Butylbenzene	ND	ug/L	0.50	0.32	1		07/08/21 02:27	98-06-6	
Carbon tetrachloride	ND	ug/L	0.50	0.33	1		07/08/21 02:27	56-23-5	
Chlorobenzene	ND	ug/L	0.50	0.28	1		07/08/21 02:27	108-90-7	
Chloroethane	ND	ug/L	1.0	0.65	1		07/08/21 02:27	75-00-3	
Chloroform	**0.90**	ug/L	0.50	0.35	1		07/08/21 02:27	67-66-3	
Chloromethane	ND	ug/L	1.0	0.54	1		07/08/21 02:27	74-87-3	
2-Chlorotoluene	ND	ug/L	0.50	0.32	1		07/08/21 02:27	95-49-8	
4-Chlorotoluene	ND	ug/L	0.50	0.32	1		07/08/21 02:27	106-43-4	
1,2-Dibromo-3-chloropropane	ND	ug/L	1.0	0.34	1		07/08/21 02:27	96-12-8	
Dibromochloromethane	ND	ug/L	0.50	0.36	1		07/08/21 02:27	124-48-1	
1,2-Dibromoethane (EDB)	ND	ug/L	0.50	0.27	1		07/08/21 02:27	106-93-4	
Dibromomethane	ND	ug/L	0.50	0.39	1		07/08/21 02:27	74-95-3	
1,2-Dichlorobenzene	ND	ug/L	0.50	0.34	1		07/08/21 02:27	95-50-1	
1,3-Dichlorobenzene	ND	ug/L	0.50	0.34	1		07/08/21 02:27	541-73-1	
1,4-Dichlorobenzene	ND	ug/L	0.50	0.33	1		07/08/21 02:27	106-46-7	
Dichlorodifluoromethane	ND	ug/L	0.50	0.35	1		07/08/21 02:27	75-71-8	
1,1-Dichloroethane	ND	ug/L	0.50	0.37	1		07/08/21 02:27	75-34-3	
1,2-Dichloroethane	ND	ug/L	0.50	0.32	1		07/08/21 02:27	107-06-2	
1,1-Dichloroethene	ND	ug/L	0.50	0.35	1		07/08/21 02:27	75-35-4	
cis-1,2-Dichloroethene	ND	ug/L	0.50	0.38	1		07/08/21 02:27	156-59-2	
trans-1,2-Dichloroethene	ND	ug/L	0.50	0.40	1		07/08/21 02:27	156-60-5	
1,2-Dichloropropane	ND	ug/L	0.50	0.36	1		07/08/21 02:27	78-87-5	
1,3-Dichloropropane	ND	ug/L	0.50	0.28	1		07/08/21 02:27	142-28-9	

REPORT OF LABORATORY ANALYSIS

This report shall not be reproduced, except in full,
without the written consent of Pace Analytical Services, LLC.

Pace Analytical Services, LLC
9800 Kincey Ave. Suite 100
Huntersville, NC 28078
(704)875-9092

ANALYTICAL RESULTS

Project: CPC Huntesrville (7/6/21)
Pace Project No.: 92547899

Sample: MW-51 **Lab ID: 92547899008** Collected: 07/06/21 11:25 Received: 07/06/21 17:45 Matrix: Water

Parameters	Results	Units	Report Limit	MDL	DF	Prepared	Analyzed	CAS No.	Qual
6200B MSV	Analytical Method: SM 6200B Pace Analytical Services - Charlotte								
2,2-Dichloropropane	ND	ug/L	0.50	0.39	1		07/08/21 02:27	594-20-7	
1,1-Dichloropropene	ND	ug/L	0.50	0.43	1		07/08/21 02:27	563-58-6	
cis-1,3-Dichloropropene	ND	ug/L	0.50	0.36	1		07/08/21 02:27	10061-01-5	
trans-1,3-Dichloropropene	ND	ug/L	0.50	0.36	1		07/08/21 02:27	10061-02-6	
Diisopropyl ether	ND	ug/L	0.50	0.31	1		07/08/21 02:27	108-20-3	
Ethylbenzene	ND	ug/L	0.50	0.30	1		07/08/21 02:27	100-41-4	
Hexachloro-1,3-butadiene	ND	ug/L	2.0	1.5	1		07/08/21 02:27	87-68-3	
Isopropylbenzene (Cumene)	ND	ug/L	0.50	0.33	1		07/08/21 02:27	98-82-8	
Methylene Chloride	ND	ug/L	2.0	2.0	1		07/08/21 02:27	75-09-2	
Methyl-tert-butyl ether	ND	ug/L	0.50	0.42	1		07/08/21 02:27	1634-04-4	
Naphthalene	ND	ug/L	2.0	0.64	1		07/08/21 02:27	91-20-3	
n-Propylbenzene	ND	ug/L	0.50	0.34	1		07/08/21 02:27	103-65-1	
Styrene	ND	ug/L	0.50	0.29	1		07/08/21 02:27	100-42-5	
1,1,1,2-Tetrachloroethane	ND	ug/L	0.50	0.31	1		07/08/21 02:27	630-20-6	
1,1,2,2-Tetrachloroethane	ND	ug/L	0.50	0.22	1		07/08/21 02:27	79-34-5	
Tetrachloroethene	ND	ug/L	0.50	0.29	1		07/08/21 02:27	127-18-4	
Toluene	ND	ug/L	0.50	0.48	1		07/08/21 02:27	108-88-3	
1,2,3-Trichlorobenzene	ND	ug/L	2.0	0.81	1		07/08/21 02:27	87-61-6	
1,2,4-Trichlorobenzene	ND	ug/L	2.0	0.64	1		07/08/21 02:27	120-82-1	
1,1,1-Trichloroethane	ND	ug/L	0.50	0.33	1		07/08/21 02:27	71-55-6	
1,1,2-Trichloroethane	ND	ug/L	0.50	0.32	1		07/08/21 02:27	79-00-5	
Trichloroethene	ND	ug/L	0.50	0.38	1		07/08/21 02:27	79-01-6	
Trichlorofluoromethane	ND	ug/L	1.0	0.30	1		07/08/21 02:27	75-69-4	
1,2,3-Trichloropropane	ND	ug/L	0.50	0.26	1		07/08/21 02:27	96-18-4	
1,2,4-Trimethylbenzene	ND	ug/L	0.50	0.50	1		07/08/21 02:27	95-63-6	
1,3,5-Trimethylbenzene	ND	ug/L	0.50	0.33	1		07/08/21 02:27	108-67-8	
Vinyl chloride	ND	ug/L	1.0	0.39	1		07/08/21 02:27	75-01-4	
m&p-Xylene	ND	ug/L	1.0	0.71	1		07/08/21 02:27	179601-23-1	
o-Xylene	ND	ug/L	0.50	0.34	1		07/08/21 02:27	95-47-6	
Surrogates									
1,2-Dichloroethane-d4 (S)	104	%	70-130		1		07/08/21 02:27	17060-07-0	
4-Bromofluorobenzene (S)	98	%	70-130		1		07/08/21 02:27	460-00-4	
Toluene-d8 (S)	100	%	70-130		1		07/08/21 02:27	2037-26-5	

REPORT OF LABORATORY ANALYSIS

This report shall not be reproduced, except in full,
without the written consent of Pace Analytical Services, LLC.

Pace Analytical Services, LLC
9800 Kincey Ave. Suite 100
Huntersville, NC 28078
(704)875-9092

ANALYTICAL RESULTS

Project: CPC Huntesrville (7/6/21)
Pace Project No.: 92547899

Sample: MW-60 **Lab ID: 92547899009** Collected: 07/06/21 14:12 Received: 07/06/21 17:45 Matrix: Water

Parameters	Results	Units	Report Limit	MDL	DF	Prepared	Analyzed	CAS No.	Qual
VPH NC Water	Analytical Method: MADEP VPH Pace Analytical Services - Charlotte								
Total VPH (C5-C12)	ND	ug/L	50.0	50.0	1		07/07/21 23:52		N2
Aliphatic (C05-C08)	ND	ug/L	50.0	50.0	1		07/07/21 23:52		N2
Aliphatic(C09-C12) Adjusted	ND	ug/L	50.0	50.0	1		07/07/21 23:52		N2
Aromatic (C09-C10)	ND	ug/L	50.0	50.0	1		07/07/21 23:52		N2
Surrogates									
4-Bromofluorobenzene (FID) (S)	103	%	70-130		1		07/07/21 23:52	460-00-4	
4-Bromofluorobenzene (PID) (S)	100	%	70-130		1		07/07/21 23:52	460-00-4	
6010 MET ICP	Analytical Method: EPA 6010D Preparation Method: EPA 3010A Pace Analytical Services - Asheville								
Lead	ND	ug/L	5.0	4.5	1	07/07/21 12:50	07/07/21 20:54	7439-92-1	
6200B MSV	Analytical Method: SM 6200B Pace Analytical Services - Charlotte								
Benzene	ND	ug/L	0.50	0.34	1		07/08/21 02:45	71-43-2	
Bromobenzene	ND	ug/L	0.50	0.29	1		07/08/21 02:45	108-86-1	
Bromochloromethane	ND	ug/L	0.50	0.47	1		07/08/21 02:45	74-97-5	
Bromodichloromethane	ND	ug/L	0.50	0.31	1		07/08/21 02:45	75-27-4	
Bromoform	ND	ug/L	0.50	0.34	1		07/08/21 02:45	75-25-2	
Bromomethane	ND	ug/L	5.0	1.7	1		07/08/21 02:45	74-83-9	
n-Butylbenzene	ND	ug/L	0.50	0.49	1		07/08/21 02:45	104-51-8	
sec-Butylbenzene	ND	ug/L	0.50	0.40	1		07/08/21 02:45	135-98-8	
tert-Butylbenzene	ND	ug/L	0.50	0.32	1		07/08/21 02:45	98-06-6	
Carbon tetrachloride	ND	ug/L	0.50	0.33	1		07/08/21 02:45	56-23-5	
Chlorobenzene	ND	ug/L	0.50	0.28	1		07/08/21 02:45	108-90-7	
Chloroethane	ND	ug/L	1.0	0.65	1		07/08/21 02:45	75-00-3	
Chloroform	**0.68**	ug/L	0.50	0.35	1		07/08/21 02:45	67-66-3	
Chloromethane	ND	ug/L	1.0	0.54	1		07/08/21 02:45	74-87-3	
2-Chlorotoluene	ND	ug/L	0.50	0.32	1		07/08/21 02:45	95-49-8	
4-Chlorotoluene	ND	ug/L	0.50	0.32	1		07/08/21 02:45	106-43-4	
1,2-Dibromo-3-chloropropane	ND	ug/L	1.0	0.34	1		07/08/21 02:45	96-12-8	
Dibromochloromethane	ND	ug/L	0.50	0.36	1		07/08/21 02:45	124-48-1	
1,2-Dibromoethane (EDB)	ND	ug/L	0.50	0.27	1		07/08/21 02:45	106-93-4	
Dibromomethane	ND	ug/L	0.50	0.39	1		07/08/21 02:45	74-95-3	
1,2-Dichlorobenzene	ND	ug/L	0.50	0.34	1		07/08/21 02:45	95-50-1	
1,3-Dichlorobenzene	ND	ug/L	0.50	0.34	1		07/08/21 02:45	541-73-1	
1,4-Dichlorobenzene	ND	ug/L	0.50	0.33	1		07/08/21 02:45	106-46-7	
Dichlorodifluoromethane	ND	ug/L	0.50	0.35	1		07/08/21 02:45	75-71-8	
1,1-Dichloroethane	ND	ug/L	0.50	0.37	1		07/08/21 02:45	75-34-3	
1,2-Dichloroethane	ND	ug/L	0.50	0.32	1		07/08/21 02:45	107-06-2	
1,1-Dichloroethene	ND	ug/L	0.50	0.35	1		07/08/21 02:45	75-35-4	
cis-1,2-Dichloroethene	ND	ug/L	0.50	0.38	1		07/08/21 02:45	156-59-2	
trans-1,2-Dichloroethene	ND	ug/L	0.50	0.40	1		07/08/21 02:45	156-60-5	
1,2-Dichloropropane	ND	ug/L	0.50	0.36	1		07/08/21 02:45	78-87-5	
1,3-Dichloropropane	ND	ug/L	0.50	0.28	1		07/08/21 02:45	142-28-9	

REPORT OF LABORATORY ANALYSIS

This report shall not be reproduced, except in full,
without the written consent of Pace Analytical Services, LLC.

Pace Analytical Services, LLC
9800 Kincey Ave. Suite 100
Huntersville, NC 28078
(704)875-9092

ANALYTICAL RESULTS

Project: CPC Huntesrville (7/6/21)
Pace Project No.: 92547899

Sample: MW-60 **Lab ID: 92547899009** Collected: 07/06/21 14:12 Received: 07/06/21 17:45 Matrix: Water

Parameters	Results	Units	Report Limit	MDL	DF	Prepared	Analyzed	CAS No.	Qual
6200B MSV	Analytical Method: SM 6200B Pace Analytical Services - Charlotte								
2,2-Dichloropropane	ND	ug/L	0.50	0.39	1		07/08/21 02:45	594-20-7	
1,1-Dichloropropene	ND	ug/L	0.50	0.43	1		07/08/21 02:45	563-58-6	
cis-1,3-Dichloropropene	ND	ug/L	0.50	0.36	1		07/08/21 02:45	10061-01-5	
trans-1,3-Dichloropropene	ND	ug/L	0.50	0.36	1		07/08/21 02:45	10061-02-6	
Diisopropyl ether	ND	ug/L	0.50	0.31	1		07/08/21 02:45	108-20-3	
Ethylbenzene	ND	ug/L	0.50	0.30	1		07/08/21 02:45	100-41-4	
Hexachloro-1,3-butadiene	ND	ug/L	2.0	1.5	1		07/08/21 02:45	87-68-3	
Isopropylbenzene (Cumene)	ND	ug/L	0.50	0.33	1		07/08/21 02:45	98-82-8	
Methylene Chloride	ND	ug/L	2.0	2.0	1		07/08/21 02:45	75-09-2	
Methyl-tert-butyl ether	ND	ug/L	0.50	0.42	1		07/08/21 02:45	1634-04-4	
Naphthalene	ND	ug/L	2.0	0.64	1		07/08/21 02:45	91-20-3	
n-Propylbenzene	ND	ug/L	0.50	0.34	1		07/08/21 02:45	103-65-1	
Styrene	ND	ug/L	0.50	0.29	1		07/08/21 02:45	100-42-5	
1,1,1,2-Tetrachloroethane	ND	ug/L	0.50	0.31	1		07/08/21 02:45	630-20-6	
1,1,2,2-Tetrachloroethane	ND	ug/L	0.50	0.22	1		07/08/21 02:45	79-34-5	
Tetrachloroethene	ND	ug/L	0.50	0.29	1		07/08/21 02:45	127-18-4	
Toluene	ND	ug/L	0.50	0.48	1		07/08/21 02:45	108-88-3	
1,2,3-Trichlorobenzene	ND	ug/L	2.0	0.81	1		07/08/21 02:45	87-61-6	
1,2,4-Trichlorobenzene	ND	ug/L	2.0	0.64	1		07/08/21 02:45	120-82-1	
1,1,1-Trichloroethane	ND	ug/L	0.50	0.33	1		07/08/21 02:45	71-55-6	
1,1,2-Trichloroethane	ND	ug/L	0.50	0.32	1		07/08/21 02:45	79-00-5	
Trichloroethene	ND	ug/L	0.50	0.38	1		07/08/21 02:45	79-01-6	
Trichlorofluoromethane	ND	ug/L	1.0	0.30	1		07/08/21 02:45	75-69-4	
1,2,3-Trichloropropane	ND	ug/L	0.50	0.26	1		07/08/21 02:45	96-18-4	
1,2,4-Trimethylbenzene	ND	ug/L	0.50	0.50	1		07/08/21 02:45	95-63-6	
1,3,5-Trimethylbenzene	ND	ug/L	0.50	0.33	1		07/08/21 02:45	108-67-8	
Vinyl chloride	ND	ug/L	1.0	0.39	1		07/08/21 02:45	75-01-4	
m&p-Xylene	ND	ug/L	1.0	0.71	1		07/08/21 02:45	179601-23-1	
o-Xylene	ND	ug/L	0.50	0.34	1		07/08/21 02:45	95-47-6	
Surrogates									
1,2-Dichloroethane-d4 (S)	101	%	70-130		1		07/08/21 02:45	17060-07-0	
4-Bromofluorobenzene (S)	97	%	70-130		1		07/08/21 02:45	460-00-4	
Toluene-d8 (S)	101	%	70-130		1		07/08/21 02:45	2037-26-5	

REPORT OF LABORATORY ANALYSIS

This report shall not be reproduced, except in full,
without the written consent of Pace Analytical Services, LLC.

Pace Analytical Services, LLC
9800 Kincey Ave. Suite 100
Huntersville, NC 28078
(704)875-9092

ANALYTICAL RESULTS

Project: CPC Huntesrville (7/6/21)
Pace Project No.: 92547899

Sample: MW-62D **Lab ID: 92547899010** Collected: 07/06/21 15:25 Received: 07/06/21 17:45 Matrix: Water

Parameters	Results	Units	Report Limit	MDL	DF	Prepared	Analyzed	CAS No.	Qual
VPH NC Water	Analytical Method: MADEP VPH Pace Analytical Services - Charlotte								
Total VPH (C5-C12)	ND	ug/L	50.0	50.0	1		07/08/21 00:20		N2
Aliphatic (C05-C08)	ND	ug/L	50.0	50.0	1		07/08/21 00:20		N2
Aliphatic(C09-C12) Adjusted	ND	ug/L	50.0	50.0	1		07/08/21 00:20		N2
Aromatic (C09-C10)	ND	ug/L	50.0	50.0	1		07/08/21 00:20		N2
Surrogates									
4-Bromofluorobenzene (FID) (S)	102	%	70-130		1		07/08/21 00:20	460-00-4	
4-Bromofluorobenzene (PID) (S)	99	%	70-130		1		07/08/21 00:20	460-00-4	
6010 MET ICP	Analytical Method: EPA 6010D Preparation Method: EPA 3010A Pace Analytical Services - Asheville								
Lead	ND	ug/L	5.0	4.5	1	07/07/21 12:50	07/07/21 20:57	7439-92-1	
6200B MSV	Analytical Method: SM 6200B Pace Analytical Services - Charlotte								
Benzene	ND	ug/L	0.50	0.34	1		07/08/21 03:03	71-43-2	
Bromobenzene	ND	ug/L	0.50	0.29	1		07/08/21 03:03	108-86-1	
Bromochloromethane	ND	ug/L	0.50	0.47	1		07/08/21 03:03	74-97-5	
Bromodichloromethane	ND	ug/L	0.50	0.31	1		07/08/21 03:03	75-27-4	
Bromoform	ND	ug/L	0.50	0.34	1		07/08/21 03:03	75-25-2	
Bromomethane	ND	ug/L	5.0	1.7	1		07/08/21 03:03	74-83-9	
n-Butylbenzene	ND	ug/L	0.50	0.49	1		07/08/21 03:03	104-51-8	
sec-Butylbenzene	ND	ug/L	0.50	0.40	1		07/08/21 03:03	135-98-8	
tert-Butylbenzene	ND	ug/L	0.50	0.32	1		07/08/21 03:03	98-06-6	
Carbon tetrachloride	ND	ug/L	0.50	0.33	1		07/08/21 03:03	56-23-5	
Chlorobenzene	ND	ug/L	0.50	0.28	1		07/08/21 03:03	108-90-7	
Chloroethane	ND	ug/L	1.0	0.65	1		07/08/21 03:03	75-00-3	
Chloroform	ND	ug/L	0.50	0.35	1		07/08/21 03:03	67-66-3	
Chloromethane	ND	ug/L	1.0	0.54	1		07/08/21 03:03	74-87-3	
2-Chlorotoluene	ND	ug/L	0.50	0.32	1		07/08/21 03:03	95-49-8	
4-Chlorotoluene	ND	ug/L	0.50	0.32	1		07/08/21 03:03	106-43-4	
1,2-Dibromo-3-chloropropane	ND	ug/L	1.0	0.34	1		07/08/21 03:03	96-12-8	
Dibromochloromethane	ND	ug/L	0.50	0.36	1		07/08/21 03:03	124-48-1	
1,2-Dibromoethane (EDB)	ND	ug/L	0.50	0.27	1		07/08/21 03:03	106-93-4	
Dibromomethane	ND	ug/L	0.50	0.39	1		07/08/21 03:03	74-95-3	
1,2-Dichlorobenzene	ND	ug/L	0.50	0.34	1		07/08/21 03:03	95-50-1	
1,3-Dichlorobenzene	ND	ug/L	0.50	0.34	1		07/08/21 03:03	541-73-1	
1,4-Dichlorobenzene	ND	ug/L	0.50	0.33	1		07/08/21 03:03	106-46-7	
Dichlorodifluoromethane	ND	ug/L	0.50	0.35	1		07/08/21 03:03	75-71-8	
1,1-Dichloroethane	ND	ug/L	0.50	0.37	1		07/08/21 03:03	75-34-3	
1,2-Dichloroethane	ND	ug/L	0.50	0.32	1		07/08/21 03:03	107-06-2	
1,1-Dichloroethene	ND	ug/L	0.50	0.35	1		07/08/21 03:03	75-35-4	
cis-1,2-Dichloroethene	ND	ug/L	0.50	0.38	1		07/08/21 03:03	156-59-2	
trans-1,2-Dichloroethene	ND	ug/L	0.50	0.40	1		07/08/21 03:03	156-60-5	
1,2-Dichloropropane	ND	ug/L	0.50	0.36	1		07/08/21 03:03	78-87-5	
1,3-Dichloropropane	ND	ug/L	0.50	0.28	1		07/08/21 03:03	142-28-9	

REPORT OF LABORATORY ANALYSIS

This report shall not be reproduced, except in full,
without the written consent of Pace Analytical Services, LLC.

Pace Analytical Services, LLC
9800 Kincey Ave. Suite 100
Huntersville, NC 28078
(704)875-9092

ANALYTICAL RESULTS

Project: CPC Huntesrville (7/6/21)
Pace Project No.: 92547899

Sample: MW-62D **Lab ID: 92547899010** Collected: 07/06/21 15:25 Received: 07/06/21 17:45 Matrix: Water

Parameters	Results	Units	Report Limit	MDL	DF	Prepared	Analyzed	CAS No.	Qual
6200B MSV	Analytical Method: SM 6200B Pace Analytical Services - Charlotte								
2,2-Dichloropropane	ND	ug/L	0.50	0.39	1		07/08/21 03:03	594-20-7	
1,1-Dichloropropene	ND	ug/L	0.50	0.43	1		07/08/21 03:03	563-58-6	
cis-1,3-Dichloropropene	ND	ug/L	0.50	0.36	1		07/08/21 03:03	10061-01-5	
trans-1,3-Dichloropropene	ND	ug/L	0.50	0.36	1		07/08/21 03:03	10061-02-6	
Diisopropyl ether	ND	ug/L	0.50	0.31	1		07/08/21 03:03	108-20-3	
Ethylbenzene	**0.45J**	ug/L	0.50	0.30	1		07/08/21 03:03	100-41-4	
Hexachloro-1,3-butadiene	ND	ug/L	2.0	1.5	1		07/08/21 03:03	87-68-3	
Isopropylbenzene (Cumene)	ND	ug/L	0.50	0.33	1		07/08/21 03:03	98-82-8	
Methylene Chloride	ND	ug/L	2.0	2.0	1		07/08/21 03:03	75-09-2	
Methyl-tert-butyl ether	ND	ug/L	0.50	0.42	1		07/08/21 03:03	1634-04-4	
Naphthalene	ND	ug/L	2.0	0.64	1		07/08/21 03:03	91-20-3	
n-Propylbenzene	ND	ug/L	0.50	0.34	1		07/08/21 03:03	103-65-1	
Styrene	ND	ug/L	0.50	0.29	1		07/08/21 03:03	100-42-5	
1,1,1,2-Tetrachloroethane	ND	ug/L	0.50	0.31	1		07/08/21 03:03	630-20-6	
1,1,2,2-Tetrachloroethane	ND	ug/L	0.50	0.22	1		07/08/21 03:03	79-34-5	
Tetrachloroethene	ND	ug/L	0.50	0.29	1		07/08/21 03:03	127-18-4	
Toluene	**1.7**	ug/L	0.50	0.48	1		07/08/21 03:03	108-88-3	
1,2,3-Trichlorobenzene	ND	ug/L	2.0	0.81	1		07/08/21 03:03	87-61-6	
1,2,4-Trichlorobenzene	ND	ug/L	2.0	0.64	1		07/08/21 03:03	120-82-1	
1,1,1-Trichloroethane	ND	ug/L	0.50	0.33	1		07/08/21 03:03	71-55-6	
1,1,2-Trichloroethane	ND	ug/L	0.50	0.32	1		07/08/21 03:03	79-00-5	
Trichloroethene	ND	ug/L	0.50	0.38	1		07/08/21 03:03	79-01-6	
Trichlorofluoromethane	ND	ug/L	1.0	0.30	1		07/08/21 03:03	75-69-4	
1,2,3-Trichloropropane	ND	ug/L	0.50	0.26	1		07/08/21 03:03	96-18-4	
1,2,4-Trimethylbenzene	ND	ug/L	0.50	0.50	1		07/08/21 03:03	95-63-6	
1,3,5-Trimethylbenzene	ND	ug/L	0.50	0.33	1		07/08/21 03:03	108-67-8	
Vinyl chloride	ND	ug/L	1.0	0.39	1		07/08/21 03:03	75-01-4	
m&p-Xylene	**1.5**	ug/L	1.0	0.71	1		07/08/21 03:03	179601-23-1	
o-Xylene	**0.85**	ug/L	0.50	0.34	1		07/08/21 03:03	95-47-6	
Surrogates									
1,2-Dichloroethane-d4 (S)	104	%	70-130		1		07/08/21 03:03	17060-07-0	
4-Bromofluorobenzene (S)	96	%	70-130		1		07/08/21 03:03	460-00-4	
Toluene-d8 (S)	101	%	70-130		1		07/08/21 03:03	2037-26-5	

REPORT OF LABORATORY ANALYSIS

This report shall not be reproduced, except in full,
without the written consent of Pace Analytical Services, LLC.

Pace Analytical Services, LLC
9800 Kincey Ave. Suite 100
Huntersville, NC 28078
(704)875-9092

ANALYTICAL RESULTS

Project: CPC Huntesrville (7/6/21)
Pace Project No.: 92547899

Sample: MW-76 **Lab ID: 92547899011** Collected: 07/06/21 10:55 Received: 07/06/21 17:45 Matrix: Water

Parameters	Results	Units	Report Limit	MDL	DF	Prepared	Analyzed	CAS No.	Qual
VPH NC Water	Analytical Method: MADEP VPH Pace Analytical Services - Charlotte								
Total VPH (C5-C12)	ND	ug/L	50.0	50.0	1		07/08/21 00:49		N2
Aliphatic (C05-C08)	ND	ug/L	50.0	50.0	1		07/08/21 00:49		N2
Aliphatic(C09-C12) Adjusted	ND	ug/L	50.0	50.0	1		07/08/21 00:49		N2
Aromatic (C09-C10)	ND	ug/L	50.0	50.0	1		07/08/21 00:49		N2
Surrogates									
4-Bromofluorobenzene (FID) (S)	102	%	70-130		1		07/08/21 00:49	460-00-4	
4-Bromofluorobenzene (PID) (S)	98	%	70-130		1		07/08/21 00:49	460-00-4	
6010 MET ICP	Analytical Method: EPA 6010D Preparation Method: EPA 3010A Pace Analytical Services - Asheville								
Lead	ND	ug/L	5.0	4.5	1	07/07/21 12:50	07/07/21 21:01	7439-92-1	
6200B MSV	Analytical Method: SM 6200B Pace Analytical Services - Charlotte								
Benzene	ND	ug/L	0.50	0.34	1		07/08/21 03:21	71-43-2	
Bromobenzene	ND	ug/L	0.50	0.29	1		07/08/21 03:21	108-86-1	
Bromochloromethane	ND	ug/L	0.50	0.47	1		07/08/21 03:21	74-97-5	
Bromodichloromethane	ND	ug/L	0.50	0.31	1		07/08/21 03:21	75-27-4	
Bromoform	ND	ug/L	0.50	0.34	1		07/08/21 03:21	75-25-2	
Bromomethane	ND	ug/L	5.0	1.7	1		07/08/21 03:21	74-83-9	
n-Butylbenzene	ND	ug/L	0.50	0.49	1		07/08/21 03:21	104-51-8	
sec-Butylbenzene	ND	ug/L	0.50	0.40	1		07/08/21 03:21	135-98-8	
tert-Butylbenzene	ND	ug/L	0.50	0.32	1		07/08/21 03:21	98-06-6	
Carbon tetrachloride	ND	ug/L	0.50	0.33	1		07/08/21 03:21	56-23-5	
Chlorobenzene	ND	ug/L	0.50	0.28	1		07/08/21 03:21	108-90-7	
Chloroethane	ND	ug/L	1.0	0.65	1		07/08/21 03:21	75-00-3	
Chloroform	ND	ug/L	0.50	0.35	1		07/08/21 03:21	67-66-3	
Chloromethane	ND	ug/L	1.0	0.54	1		07/08/21 03:21	74-87-3	
2-Chlorotoluene	ND	ug/L	0.50	0.32	1		07/08/21 03:21	95-49-8	
4-Chlorotoluene	ND	ug/L	0.50	0.32	1		07/08/21 03:21	106-43-4	
1,2-Dibromo-3-chloropropane	ND	ug/L	1.0	0.34	1		07/08/21 03:21	96-12-8	
Dibromochloromethane	ND	ug/L	0.50	0.36	1		07/08/21 03:21	124-48-1	
1,2-Dibromoethane (EDB)	ND	ug/L	0.50	0.27	1		07/08/21 03:21	106-93-4	
Dibromomethane	ND	ug/L	0.50	0.39	1		07/08/21 03:21	74-95-3	
1,2-Dichlorobenzene	ND	ug/L	0.50	0.34	1		07/08/21 03:21	95-50-1	
1,3-Dichlorobenzene	ND	ug/L	0.50	0.34	1		07/08/21 03:21	541-73-1	
1,4-Dichlorobenzene	ND	ug/L	0.50	0.33	1		07/08/21 03:21	106-46-7	
Dichlorodifluoromethane	ND	ug/L	0.50	0.35	1		07/08/21 03:21	75-71-8	
1,1-Dichloroethane	ND	ug/L	0.50	0.37	1		07/08/21 03:21	75-34-3	
1,2-Dichloroethane	ND	ug/L	0.50	0.32	1		07/08/21 03:21	107-06-2	
1,1-Dichloroethene	ND	ug/L	0.50	0.35	1		07/08/21 03:21	75-35-4	
cis-1,2-Dichloroethene	ND	ug/L	0.50	0.38	1		07/08/21 03:21	156-59-2	
trans-1,2-Dichloroethene	ND	ug/L	0.50	0.40	1		07/08/21 03:21	156-60-5	
1,2-Dichloropropane	ND	ug/L	0.50	0.36	1		07/08/21 03:21	78-87-5	
1,3-Dichloropropane	ND	ug/L	0.50	0.28	1		07/08/21 03:21	142-28-9	

REPORT OF LABORATORY ANALYSIS

This report shall not be reproduced, except in full,
without the written consent of Pace Analytical Services, LLC.

Pace Analytical Services, LLC
9800 Kincey Ave. Suite 100
Huntersville, NC 28078
(704)875-9092

ANALYTICAL RESULTS

Project: CPC Huntesrville (7/6/21)
Pace Project No.: 92547899

Sample: MW-76 **Lab ID: 92547899011** Collected: 07/06/21 10:55 Received: 07/06/21 17:45 Matrix: Water

Parameters	Results	Units	Report Limit	MDL	DF	Prepared	Analyzed	CAS No.	Qual
6200B MSV	Analytical Method: SM 6200B Pace Analytical Services - Charlotte								
2,2-Dichloropropane	ND	ug/L	0.50	0.39	1		07/08/21 03:21	594-20-7	
1,1-Dichloropropene	ND	ug/L	0.50	0.43	1		07/08/21 03:21	563-58-6	
cis-1,3-Dichloropropene	ND	ug/L	0.50	0.36	1		07/08/21 03:21	10061-01-5	
trans-1,3-Dichloropropene	ND	ug/L	0.50	0.36	1		07/08/21 03:21	10061-02-6	
Diisopropyl ether	ND	ug/L	0.50	0.31	1		07/08/21 03:21	108-20-3	
Ethylbenzene	ND	ug/L	0.50	0.30	1		07/08/21 03:21	100-41-4	
Hexachloro-1,3-butadiene	ND	ug/L	2.0	1.5	1		07/08/21 03:21	87-68-3	
Isopropylbenzene (Cumene)	ND	ug/L	0.50	0.33	1		07/08/21 03:21	98-82-8	
Methylene Chloride	ND	ug/L	2.0	2.0	1		07/08/21 03:21	75-09-2	
Methyl-tert-butyl ether	ND	ug/L	0.50	0.42	1		07/08/21 03:21	1634-04-4	
Naphthalene	ND	ug/L	2.0	0.64	1		07/08/21 03:21	91-20-3	
n-Propylbenzene	ND	ug/L	0.50	0.34	1		07/08/21 03:21	103-65-1	
Styrene	ND	ug/L	0.50	0.29	1		07/08/21 03:21	100-42-5	
1,1,1,2-Tetrachloroethane	ND	ug/L	0.50	0.31	1		07/08/21 03:21	630-20-6	
1,1,2,2-Tetrachloroethane	ND	ug/L	0.50	0.22	1		07/08/21 03:21	79-34-5	
Tetrachloroethene	ND	ug/L	0.50	0.29	1		07/08/21 03:21	127-18-4	
Toluene	ND	ug/L	0.50	0.48	1		07/08/21 03:21	108-88-3	
1,2,3-Trichlorobenzene	ND	ug/L	2.0	0.81	1		07/08/21 03:21	87-61-6	
1,2,4-Trichlorobenzene	ND	ug/L	2.0	0.64	1		07/08/21 03:21	120-82-1	
1,1,1-Trichloroethane	ND	ug/L	0.50	0.33	1		07/08/21 03:21	71-55-6	
1,1,2-Trichloroethane	ND	ug/L	0.50	0.32	1		07/08/21 03:21	79-00-5	
Trichloroethene	ND	ug/L	0.50	0.38	1		07/08/21 03:21	79-01-6	
Trichlorofluoromethane	ND	ug/L	1.0	0.30	1		07/08/21 03:21	75-69-4	
1,2,3-Trichloropropane	ND	ug/L	0.50	0.26	1		07/08/21 03:21	96-18-4	
1,2,4-Trimethylbenzene	ND	ug/L	0.50	0.50	1		07/08/21 03:21	95-63-6	
1,3,5-Trimethylbenzene	ND	ug/L	0.50	0.33	1		07/08/21 03:21	108-67-8	
Vinyl chloride	ND	ug/L	1.0	0.39	1		07/08/21 03:21	75-01-4	
m&p-Xylene	ND	ug/L	1.0	0.71	1		07/08/21 03:21	179601-23-1	
o-Xylene	ND	ug/L	0.50	0.34	1		07/08/21 03:21	95-47-6	
Surrogates									
1,2-Dichloroethane-d4 (S)	107	%	70-130		1		07/08/21 03:21	17060-07-0	
4-Bromofluorobenzene (S)	97	%	70-130		1		07/08/21 03:21	460-00-4	
Toluene-d8 (S)	100	%	70-130		1		07/08/21 03:21	2037-26-5	

REPORT OF LABORATORY ANALYSIS

This report shall not be reproduced, except in full,
without the written consent of Pace Analytical Services, LLC.

Pace Analytical Services, LLC
9800 Kincey Ave. Suite 100
Huntersville, NC 28078
(704)875-9092

ANALYTICAL RESULTS

Project: CPC Huntesrville (7/6/21)
Pace Project No.: 92547899

Sample: DUP-1-20210706 **Lab ID: 92547899012** Collected: 07/06/21 00:00 Received: 07/06/21 17:45 Matrix: Water

Parameters	Results	Units	Report Limit	MDL	DF	Prepared	Analyzed	CAS No.	Qual
VPH NC Water	Analytical Method: MADEP VPH Pace Analytical Services - Charlotte								
Total VPH (C5-C12)	ND	ug/L	50.0	50.0	1		07/08/21 01:17		N2
Aliphatic (C05-C08)	ND	ug/L	50.0	50.0	1		07/08/21 01:17		N2
Aliphatic(C09-C12) Adjusted	ND	ug/L	50.0	50.0	1		07/08/21 01:17		N2
Aromatic (C09-C10)	ND	ug/L	50.0	50.0	1		07/08/21 01:17		N2
Surrogates									
4-Bromofluorobenzene (FID) (S)	107	%	70-130		1		07/08/21 01:17	460-00-4	
4-Bromofluorobenzene (PID) (S)	103	%	70-130		1		07/08/21 01:17	460-00-4	
6010 MET ICP	Analytical Method: EPA 6010D Preparation Method: EPA 3010A Pace Analytical Services - Asheville								
Lead	ND	ug/L	5.0	4.5	1	07/07/21 12:50	07/07/21 21:04	7439-92-1	
6200B MSV	Analytical Method: SM 6200B Pace Analytical Services - Charlotte								
Benzene	ND	ug/L	0.50	0.34	1		07/08/21 03:57	71-43-2	
Bromobenzene	ND	ug/L	0.50	0.29	1		07/08/21 03:57	108-86-1	
Bromochloromethane	ND	ug/L	0.50	0.47	1		07/08/21 03:57	74-97-5	
Bromodichloromethane	ND	ug/L	0.50	0.31	1		07/08/21 03:57	75-27-4	
Bromoform	ND	ug/L	0.50	0.34	1		07/08/21 03:57	75-25-2	
Bromomethane	ND	ug/L	5.0	1.7	1		07/08/21 03:57	74-83-9	
n-Butylbenzene	ND	ug/L	0.50	0.49	1		07/08/21 03:57	104-51-8	
sec-Butylbenzene	ND	ug/L	0.50	0.40	1		07/08/21 03:57	135-98-8	
tert-Butylbenzene	ND	ug/L	0.50	0.32	1		07/08/21 03:57	98-06-6	
Carbon tetrachloride	ND	ug/L	0.50	0.33	1		07/08/21 03:57	56-23-5	
Chlorobenzene	ND	ug/L	0.50	0.28	1		07/08/21 03:57	108-90-7	
Chloroethane	ND	ug/L	1.0	0.65	1		07/08/21 03:57	75-00-3	
Chloroform	**3.0**	ug/L	0.50	0.35	1		07/08/21 03:57	67-66-3	
Chloromethane	ND	ug/L	1.0	0.54	1		07/08/21 03:57	74-87-3	
2-Chlorotoluene	ND	ug/L	0.50	0.32	1		07/08/21 03:57	95-49-8	
4-Chlorotoluene	ND	ug/L	0.50	0.32	1		07/08/21 03:57	106-43-4	
1,2-Dibromo-3-chloropropane	ND	ug/L	1.0	0.34	1		07/08/21 03:57	96-12-8	
Dibromochloromethane	ND	ug/L	0.50	0.36	1		07/08/21 03:57	124-48-1	
1,2-Dibromoethane (EDB)	ND	ug/L	0.50	0.27	1		07/08/21 03:57	106-93-4	
Dibromomethane	ND	ug/L	0.50	0.39	1		07/08/21 03:57	74-95-3	
1,2-Dichlorobenzene	ND	ug/L	0.50	0.34	1		07/08/21 03:57	95-50-1	
1,3-Dichlorobenzene	ND	ug/L	0.50	0.34	1		07/08/21 03:57	541-73-1	
1,4-Dichlorobenzene	ND	ug/L	0.50	0.33	1		07/08/21 03:57	106-46-7	
Dichlorodifluoromethane	ND	ug/L	0.50	0.35	1		07/08/21 03:57	75-71-8	
1,1-Dichloroethane	ND	ug/L	0.50	0.37	1		07/08/21 03:57	75-34-3	
1,2-Dichloroethane	ND	ug/L	0.50	0.32	1		07/08/21 03:57	107-06-2	
1,1-Dichloroethene	ND	ug/L	0.50	0.35	1		07/08/21 03:57	75-35-4	
cis-1,2-Dichloroethene	ND	ug/L	0.50	0.38	1		07/08/21 03:57	156-59-2	
trans-1,2-Dichloroethene	ND	ug/L	0.50	0.40	1		07/08/21 03:57	156-60-5	
1,2-Dichloropropane	ND	ug/L	0.50	0.36	1		07/08/21 03:57	78-87-5	
1,3-Dichloropropane	ND	ug/L	0.50	0.28	1		07/08/21 03:57	142-28-9	

REPORT OF LABORATORY ANALYSIS

This report shall not be reproduced, except in full,
without the written consent of Pace Analytical Services, LLC.

Pace Analytical Services, LLC
9800 Kincey Ave. Suite 100
Huntersville, NC 28078
(704)875-9092

ANALYTICAL RESULTS

Project: CPC Huntesrville (7/6/21)
Pace Project No.: 92547899

Sample: DUP-1-20210706 **Lab ID: 92547899012** Collected: 07/06/21 00:00 Received: 07/06/21 17:45 Matrix: Water

Parameters	Results	Units	Report Limit	MDL	DF	Prepared	Analyzed	CAS No.	Qual
6200B MSV	Analytical Method: SM 6200B Pace Analytical Services - Charlotte								
2,2-Dichloropropane	ND	ug/L	0.50	0.39	1		07/08/21 03:57	594-20-7	
1,1-Dichloropropene	ND	ug/L	0.50	0.43	1		07/08/21 03:57	563-58-6	
cis-1,3-Dichloropropene	ND	ug/L	0.50	0.36	1		07/08/21 03:57	10061-01-5	
trans-1,3-Dichloropropene	ND	ug/L	0.50	0.36	1		07/08/21 03:57	10061-02-6	
Diisopropyl ether	ND	ug/L	0.50	0.31	1		07/08/21 03:57	108-20-3	
Ethylbenzene	ND	ug/L	0.50	0.30	1		07/08/21 03:57	100-41-4	
Hexachloro-1,3-butadiene	ND	ug/L	2.0	1.5	1		07/08/21 03:57	87-68-3	
Isopropylbenzene (Cumene)	ND	ug/L	0.50	0.33	1		07/08/21 03:57	98-82-8	
Methylene Chloride	ND	ug/L	2.0	2.0	1		07/08/21 03:57	75-09-2	
Methyl-tert-butyl ether	ND	ug/L	0.50	0.42	1		07/08/21 03:57	1634-04-4	
Naphthalene	**0.73J**	ug/L	2.0	0.64	1		07/08/21 03:57	91-20-3	
n-Propylbenzene	ND	ug/L	0.50	0.34	1		07/08/21 03:57	103-65-1	
Styrene	ND	ug/L	0.50	0.29	1		07/08/21 03:57	100-42-5	
1,1,1,2-Tetrachloroethane	ND	ug/L	0.50	0.31	1		07/08/21 03:57	630-20-6	
1,1,2,2-Tetrachloroethane	ND	ug/L	0.50	0.22	1		07/08/21 03:57	79-34-5	
Tetrachloroethene	**0.58**	ug/L	0.50	0.29	1		07/08/21 03:57	127-18-4	
Toluene	ND	ug/L	0.50	0.48	1		07/08/21 03:57	108-88-3	
1,2,3-Trichlorobenzene	ND	ug/L	2.0	0.81	1		07/08/21 03:57	87-61-6	
1,2,4-Trichlorobenzene	ND	ug/L	2.0	0.64	1		07/08/21 03:57	120-82-1	
1,1,1-Trichloroethane	ND	ug/L	0.50	0.33	1		07/08/21 03:57	71-55-6	
1,1,2-Trichloroethane	ND	ug/L	0.50	0.32	1		07/08/21 03:57	79-00-5	
Trichloroethene	ND	ug/L	0.50	0.38	1		07/08/21 03:57	79-01-6	
Trichlorofluoromethane	ND	ug/L	1.0	0.30	1		07/08/21 03:57	75-69-4	
1,2,3-Trichloropropane	ND	ug/L	0.50	0.26	1		07/08/21 03:57	96-18-4	
1,2,4-Trimethylbenzene	ND	ug/L	0.50	0.50	1		07/08/21 03:57	95-63-6	
1,3,5-Trimethylbenzene	ND	ug/L	0.50	0.33	1		07/08/21 03:57	108-67-8	
Vinyl chloride	ND	ug/L	1.0	0.39	1		07/08/21 03:57	75-01-4	
m&p-Xylene	**0.75J**	ug/L	1.0	0.71	1		07/08/21 03:57	179601-23-1	
o-Xylene	**0.45J**	ug/L	0.50	0.34	1		07/08/21 03:57	95-47-6	
Surrogates									
1,2-Dichloroethane-d4 (S)	103	%	70-130		1		07/08/21 03:57	17060-07-0	
4-Bromofluorobenzene (S)	99	%	70-130		1		07/08/21 03:57	460-00-4	
Toluene-d8 (S)	100	%	70-130		1		07/08/21 03:57	2037-26-5	

REPORT OF LABORATORY ANALYSIS

This report shall not be reproduced, except in full,
without the written consent of Pace Analytical Services, LLC.

Pace Analytical Services, LLC
9800 Kincey Ave. Suite 100
Huntersville, NC 28078
(704)875-9092

ANALYTICAL RESULTS

Project: CPC Huntesrville (7/6/21)
Pace Project No.: 92547899

Sample: DUP-2-20210706 **Lab ID: 92547899013** Collected: 07/06/21 00:00 Received: 07/06/21 17:45 Matrix: Water

Parameters	Results	Units	Report Limit	MDL	DF	Prepared	Analyzed	CAS No.	Qual
VPH NC Water	Analytical Method: MADEP VPH Pace Analytical Services - Charlotte								
Total VPH (C5-C12)	ND	ug/L	50.0	50.0	1		07/08/21 01:46		N2
Aliphatic (C05-C08)	ND	ug/L	50.0	50.0	1		07/08/21 01:46		N2
Aliphatic(C09-C12) Adjusted	ND	ug/L	50.0	50.0	1		07/08/21 01:46		N2
Aromatic (C09-C10)	ND	ug/L	50.0	50.0	1		07/08/21 01:46		N2
Surrogates									
4-Bromofluorobenzene (FID) (S)	103	%	70-130		1		07/08/21 01:46	460-00-4	
4-Bromofluorobenzene (PID) (S)	99	%	70-130		1		07/08/21 01:46	460-00-4	
6010 MET ICP	Analytical Method: EPA 6010D Preparation Method: EPA 3010A Pace Analytical Services - Asheville								
Lead	ND	ug/L	5.0	4.5	1	07/07/21 12:50	07/07/21 21:07	7439-92-1	
6200B MSV	Analytical Method: SM 6200B Pace Analytical Services - Charlotte								
Benzene	ND	ug/L	0.50	0.34	1		07/08/21 03:40	71-43-2	
Bromobenzene	ND	ug/L	0.50	0.29	1		07/08/21 03:40	108-86-1	
Bromochloromethane	ND	ug/L	0.50	0.47	1		07/08/21 03:40	74-97-5	
Bromodichloromethane	ND	ug/L	0.50	0.31	1		07/08/21 03:40	75-27-4	
Bromoform	ND	ug/L	0.50	0.34	1		07/08/21 03:40	75-25-2	
Bromomethane	ND	ug/L	5.0	1.7	1		07/08/21 03:40	74-83-9	
n-Butylbenzene	ND	ug/L	0.50	0.49	1		07/08/21 03:40	104-51-8	
sec-Butylbenzene	ND	ug/L	0.50	0.40	1		07/08/21 03:40	135-98-8	
tert-Butylbenzene	ND	ug/L	0.50	0.32	1		07/08/21 03:40	98-06-6	
Carbon tetrachloride	ND	ug/L	0.50	0.33	1		07/08/21 03:40	56-23-5	
Chlorobenzene	ND	ug/L	0.50	0.28	1		07/08/21 03:40	108-90-7	
Chloroethane	ND	ug/L	1.0	0.65	1		07/08/21 03:40	75-00-3	
Chloroform	ND	ug/L	0.50	0.35	1		07/08/21 03:40	67-66-3	
Chloromethane	ND	ug/L	1.0	0.54	1		07/08/21 03:40	74-87-3	
2-Chlorotoluene	ND	ug/L	0.50	0.32	1		07/08/21 03:40	95-49-8	
4-Chlorotoluene	ND	ug/L	0.50	0.32	1		07/08/21 03:40	106-43-4	
1,2-Dibromo-3-chloropropane	ND	ug/L	1.0	0.34	1		07/08/21 03:40	96-12-8	
Dibromochloromethane	ND	ug/L	0.50	0.36	1		07/08/21 03:40	124-48-1	
1,2-Dibromoethane (EDB)	ND	ug/L	0.50	0.27	1		07/08/21 03:40	106-93-4	
Dibromomethane	ND	ug/L	0.50	0.39	1		07/08/21 03:40	74-95-3	
1,2-Dichlorobenzene	ND	ug/L	0.50	0.34	1		07/08/21 03:40	95-50-1	
1,3-Dichlorobenzene	ND	ug/L	0.50	0.34	1		07/08/21 03:40	541-73-1	
1,4-Dichlorobenzene	ND	ug/L	0.50	0.33	1		07/08/21 03:40	106-46-7	
Dichlorodifluoromethane	ND	ug/L	0.50	0.35	1		07/08/21 03:40	75-71-8	
1,1-Dichloroethane	ND	ug/L	0.50	0.37	1		07/08/21 03:40	75-34-3	
1,2-Dichloroethane	ND	ug/L	0.50	0.32	1		07/08/21 03:40	107-06-2	
1,1-Dichloroethene	ND	ug/L	0.50	0.35	1		07/08/21 03:40	75-35-4	
cis-1,2-Dichloroethene	ND	ug/L	0.50	0.38	1		07/08/21 03:40	156-59-2	
trans-1,2-Dichloroethene	ND	ug/L	0.50	0.40	1		07/08/21 03:40	156-60-5	
1,2-Dichloropropane	ND	ug/L	0.50	0.36	1		07/08/21 03:40	78-87-5	
1,3-Dichloropropane	ND	ug/L	0.50	0.28	1		07/08/21 03:40	142-28-9	

REPORT OF LABORATORY ANALYSIS

This report shall not be reproduced, except in full,
without the written consent of Pace Analytical Services, LLC.

Pace Analytical Services, LLC
9800 Kincey Ave. Suite 100
Huntersville, NC 28078
(704)875-9092

ANALYTICAL RESULTS

Project: CPC Huntesrville (7/6/21)
Pace Project No.: 92547899

Sample: DUP-2-20210706 **Lab ID: 92547899013** Collected: 07/06/21 00:00 Received: 07/06/21 17:45 Matrix: Water

Parameters	Results	Units	Report Limit	MDL	DF	Prepared	Analyzed	CAS No.	Qual
6200B MSV	Analytical Method: SM 6200B Pace Analytical Services - Charlotte								
2,2-Dichloropropane	ND	ug/L	0.50	0.39	1		07/08/21 03:40	594-20-7	
1,1-Dichloropropene	ND	ug/L	0.50	0.43	1		07/08/21 03:40	563-58-6	
cis-1,3-Dichloropropene	ND	ug/L	0.50	0.36	1		07/08/21 03:40	10061-01-5	
trans-1,3-Dichloropropene	ND	ug/L	0.50	0.36	1		07/08/21 03:40	10061-02-6	
Diisopropyl ether	ND	ug/L	0.50	0.31	1		07/08/21 03:40	108-20-3	
Ethylbenzene	ND	ug/L	0.50	0.30	1		07/08/21 03:40	100-41-4	
Hexachloro-1,3-butadiene	ND	ug/L	2.0	1.5	1		07/08/21 03:40	87-68-3	
Isopropylbenzene (Cumene)	ND	ug/L	0.50	0.33	1		07/08/21 03:40	98-82-8	
Methylene Chloride	ND	ug/L	2.0	2.0	1		07/08/21 03:40	75-09-2	
Methyl-tert-butyl ether	ND	ug/L	0.50	0.42	1		07/08/21 03:40	1634-04-4	
Naphthalene	ND	ug/L	2.0	0.64	1		07/08/21 03:40	91-20-3	
n-Propylbenzene	ND	ug/L	0.50	0.34	1		07/08/21 03:40	103-65-1	
Styrene	ND	ug/L	0.50	0.29	1		07/08/21 03:40	100-42-5	
1,1,1,2-Tetrachloroethane	ND	ug/L	0.50	0.31	1		07/08/21 03:40	630-20-6	
1,1,2,2-Tetrachloroethane	ND	ug/L	0.50	0.22	1		07/08/21 03:40	79-34-5	
Tetrachloroethene	ND	ug/L	0.50	0.29	1		07/08/21 03:40	127-18-4	
Toluene	ND	ug/L	0.50	0.48	1		07/08/21 03:40	108-88-3	
1,2,3-Trichlorobenzene	ND	ug/L	2.0	0.81	1		07/08/21 03:40	87-61-6	
1,2,4-Trichlorobenzene	ND	ug/L	2.0	0.64	1		07/08/21 03:40	120-82-1	
1,1,1-Trichloroethane	ND	ug/L	0.50	0.33	1		07/08/21 03:40	71-55-6	
1,1,2-Trichloroethane	ND	ug/L	0.50	0.32	1		07/08/21 03:40	79-00-5	
Trichloroethene	ND	ug/L	0.50	0.38	1		07/08/21 03:40	79-01-6	
Trichlorofluoromethane	ND	ug/L	1.0	0.30	1		07/08/21 03:40	75-69-4	
1,2,3-Trichloropropane	ND	ug/L	0.50	0.26	1		07/08/21 03:40	96-18-4	
1,2,4-Trimethylbenzene	ND	ug/L	0.50	0.50	1		07/08/21 03:40	95-63-6	
1,3,5-Trimethylbenzene	ND	ug/L	0.50	0.33	1		07/08/21 03:40	108-67-8	
Vinyl chloride	ND	ug/L	1.0	0.39	1		07/08/21 03:40	75-01-4	
m&p-Xylene	ND	ug/L	1.0	0.71	1		07/08/21 03:40	179601-23-1	
o-Xylene	ND	ug/L	0.50	0.34	1		07/08/21 03:40	95-47-6	
Surrogates									
1,2-Dichloroethane-d4 (S)	101	%	70-130		1		07/08/21 03:40	17060-07-0	
4-Bromofluorobenzene (S)	103	%	70-130		1		07/08/21 03:40	460-00-4	
Toluene-d8 (S)	99	%	70-130		1		07/08/21 03:40	2037-26-5	

REPORT OF LABORATORY ANALYSIS

This report shall not be reproduced, except in full,
without the written consent of Pace Analytical Services, LLC.

Pace Analytical Services, LLC
9800 Kincey Ave. Suite 100
Huntersville, NC 28078
(704)875-9092

ANALYTICAL RESULTS

Project: CPC Huntesrville (7/6/21)
Pace Project No.: 92547899

Sample: EB-1-20210706 **Lab ID: 92547899014** Collected: 07/06/21 15:45 Received: 07/06/21 17:45 Matrix: Water

Parameters	Results	Units	Report Limit	MDL	DF	Prepared	Analyzed	CAS No.	Qual
VPH NC Water	Analytical Method: MADEP VPH Pace Analytical Services - Charlotte								
Total VPH (C5-C12)	ND	ug/L	50.0	50.0	1		07/08/21 03:11		N2
Aliphatic (C05-C08)	ND	ug/L	50.0	50.0	1		07/08/21 03:11		N2
Aliphatic(C09-C12) Adjusted	ND	ug/L	50.0	50.0	1		07/08/21 03:11		N2
Aromatic (C09-C10)	ND	ug/L	50.0	50.0	1		07/08/21 03:11		N2
Surrogates									
4-Bromofluorobenzene (FID) (S)	101	%	70-130		1		07/08/21 03:11	460-00-4	
4-Bromofluorobenzene (PID) (S)	98	%	70-130		1		07/08/21 03:11	460-00-4	
6010 MET ICP	Analytical Method: EPA 6010D Preparation Method: EPA 3010A Pace Analytical Services - Asheville								
Lead	ND	ug/L	5.0	4.5	1	07/07/21 12:50	07/07/21 21:10	7439-92-1	
6200B MSV	Analytical Method: SM 6200B Pace Analytical Services - Charlotte								
Benzene	ND	ug/L	0.50	0.34	1		07/08/21 01:53	71-43-2	
Bromobenzene	ND	ug/L	0.50	0.29	1		07/08/21 01:53	108-86-1	
Bromochloromethane	ND	ug/L	0.50	0.47	1		07/08/21 01:53	74-97-5	
Bromodichloromethane	ND	ug/L	0.50	0.31	1		07/08/21 01:53	75-27-4	
Bromoform	ND	ug/L	0.50	0.34	1		07/08/21 01:53	75-25-2	
Bromomethane	ND	ug/L	5.0	1.7	1		07/08/21 01:53	74-83-9	
n-Butylbenzene	ND	ug/L	0.50	0.49	1		07/08/21 01:53	104-51-8	
sec-Butylbenzene	ND	ug/L	0.50	0.40	1		07/08/21 01:53	135-98-8	
tert-Butylbenzene	ND	ug/L	0.50	0.32	1		07/08/21 01:53	98-06-6	
Carbon tetrachloride	ND	ug/L	0.50	0.33	1		07/08/21 01:53	56-23-5	
Chlorobenzene	ND	ug/L	0.50	0.28	1		07/08/21 01:53	108-90-7	
Chloroethane	ND	ug/L	1.0	0.65	1		07/08/21 01:53	75-00-3	
Chloroform	ND	ug/L	0.50	0.35	1		07/08/21 01:53	67-66-3	
Chloromethane	ND	ug/L	1.0	0.54	1		07/08/21 01:53	74-87-3	
2-Chlorotoluene	ND	ug/L	0.50	0.32	1		07/08/21 01:53	95-49-8	
4-Chlorotoluene	ND	ug/L	0.50	0.32	1		07/08/21 01:53	106-43-4	
1,2-Dibromo-3-chloropropane	ND	ug/L	1.0	0.34	1		07/08/21 01:53	96-12-8	
Dibromochloromethane	ND	ug/L	0.50	0.36	1		07/08/21 01:53	124-48-1	
1,2-Dibromoethane (EDB)	ND	ug/L	0.50	0.27	1		07/08/21 01:53	106-93-4	
Dibromomethane	ND	ug/L	0.50	0.39	1		07/08/21 01:53	74-95-3	
1,2-Dichlorobenzene	ND	ug/L	0.50	0.34	1		07/08/21 01:53	95-50-1	
1,3-Dichlorobenzene	ND	ug/L	0.50	0.34	1		07/08/21 01:53	541-73-1	
1,4-Dichlorobenzene	ND	ug/L	0.50	0.33	1		07/08/21 01:53	106-46-7	
Dichlorodifluoromethane	ND	ug/L	0.50	0.35	1		07/08/21 01:53	75-71-8	
1,1-Dichloroethane	ND	ug/L	0.50	0.37	1		07/08/21 01:53	75-34-3	
1,2-Dichloroethane	ND	ug/L	0.50	0.32	1		07/08/21 01:53	107-06-2	
1,1-Dichloroethene	ND	ug/L	0.50	0.35	1		07/08/21 01:53	75-35-4	
cis-1,2-Dichloroethene	ND	ug/L	0.50	0.38	1		07/08/21 01:53	156-59-2	
trans-1,2-Dichloroethene	ND	ug/L	0.50	0.40	1		07/08/21 01:53	156-60-5	
1,2-Dichloropropane	ND	ug/L	0.50	0.36	1		07/08/21 01:53	78-87-5	
1,3-Dichloropropane	ND	ug/L	0.50	0.28	1		07/08/21 01:53	142-28-9	

REPORT OF LABORATORY ANALYSIS

This report shall not be reproduced, except in full,
without the written consent of Pace Analytical Services, LLC.

Pace Analytical Services, LLC
9800 Kincey Ave. Suite 100
Huntersville, NC 28078
(704)875-9092

ANALYTICAL RESULTS

Project: CPC Huntesrville (7/6/21)
Pace Project No.: 92547899

Sample: EB-1-20210706 **Lab ID: 92547899014** Collected: 07/06/21 15:45 Received: 07/06/21 17:45 Matrix: Water

Parameters	Results	Units	Report Limit	MDL	DF	Prepared	Analyzed	CAS No.	Qual
6200B MSV	Analytical Method: SM 6200B Pace Analytical Services - Charlotte								
2,2-Dichloropropane	ND	ug/L	0.50	0.39	1		07/08/21 01:53	594-20-7	
1,1-Dichloropropene	ND	ug/L	0.50	0.43	1		07/08/21 01:53	563-58-6	
cis-1,3-Dichloropropene	ND	ug/L	0.50	0.36	1		07/08/21 01:53	10061-01-5	
trans-1,3-Dichloropropene	ND	ug/L	0.50	0.36	1		07/08/21 01:53	10061-02-6	
Diisopropyl ether	ND	ug/L	0.50	0.31	1		07/08/21 01:53	108-20-3	
Ethylbenzene	ND	ug/L	0.50	0.30	1		07/08/21 01:53	100-41-4	
Hexachloro-1,3-butadiene	ND	ug/L	2.0	1.5	1		07/08/21 01:53	87-68-3	
Isopropylbenzene (Cumene)	ND	ug/L	0.50	0.33	1		07/08/21 01:53	98-82-8	
Methylene Chloride	ND	ug/L	2.0	2.0	1		07/08/21 01:53	75-09-2	
Methyl-tert-butyl ether	ND	ug/L	0.50	0.42	1		07/08/21 01:53	1634-04-4	
Naphthalene	ND	ug/L	2.0	0.64	1		07/08/21 01:53	91-20-3	
n-Propylbenzene	ND	ug/L	0.50	0.34	1		07/08/21 01:53	103-65-1	
Styrene	ND	ug/L	0.50	0.29	1		07/08/21 01:53	100-42-5	
1,1,1,2-Tetrachloroethane	ND	ug/L	0.50	0.31	1		07/08/21 01:53	630-20-6	
1,1,2,2-Tetrachloroethane	ND	ug/L	0.50	0.22	1		07/08/21 01:53	79-34-5	
Tetrachloroethene	ND	ug/L	0.50	0.29	1		07/08/21 01:53	127-18-4	
Toluene	ND	ug/L	0.50	0.48	1		07/08/21 01:53	108-88-3	
1,2,3-Trichlorobenzene	ND	ug/L	2.0	0.81	1		07/08/21 01:53	87-61-6	
1,2,4-Trichlorobenzene	ND	ug/L	2.0	0.64	1		07/08/21 01:53	120-82-1	
1,1,1-Trichloroethane	ND	ug/L	0.50	0.33	1		07/08/21 01:53	71-55-6	
1,1,2-Trichloroethane	ND	ug/L	0.50	0.32	1		07/08/21 01:53	79-00-5	
Trichloroethene	ND	ug/L	0.50	0.38	1		07/08/21 01:53	79-01-6	
Trichlorofluoromethane	ND	ug/L	1.0	0.30	1		07/08/21 01:53	75-69-4	
1,2,3-Trichloropropane	ND	ug/L	0.50	0.26	1		07/08/21 01:53	96-18-4	
1,2,4-Trimethylbenzene	ND	ug/L	0.50	0.50	1		07/08/21 01:53	95-63-6	
1,3,5-Trimethylbenzene	ND	ug/L	0.50	0.33	1		07/08/21 01:53	108-67-8	
Vinyl chloride	ND	ug/L	1.0	0.39	1		07/08/21 01:53	75-01-4	
m&p-Xylene	ND	ug/L	1.0	0.71	1		07/08/21 01:53	179601-23-1	
o-Xylene	ND	ug/L	0.50	0.34	1		07/08/21 01:53	95-47-6	
Surrogates									
1,2-Dichloroethane-d4 (S)	98	%	70-130		1		07/08/21 01:53	17060-07-0	
4-Bromofluorobenzene (S)	101	%	70-130		1		07/08/21 01:53	460-00-4	
Toluene-d8 (S)	99	%	70-130		1		07/08/21 01:53	2037-26-5	

REPORT OF LABORATORY ANALYSIS

This report shall not be reproduced, except in full,
without the written consent of Pace Analytical Services, LLC.

Pace Analytical Services, LLC
9800 Kincey Ave. Suite 100
Huntersville, NC 28078
(704)875-9092

ANALYTICAL RESULTS

Project: CPC Huntesrville (7/6/21)
Pace Project No.: 92547899

Sample: Trip Blank **Lab ID: 92547899015** Collected: 07/06/21 00:00 Received: 07/06/21 17:45 Matrix: Water

Parameters	Results	Units	Report Limit	MDL	DF	Prepared	Analyzed	CAS No.	Qual
6200B MSV	Analytical Method: SM 6200B Pace Analytical Services - Charlotte								
Benzene	ND	ug/L	0.50	0.34	1		07/08/21 02:11	71-43-2	
Bromobenzene	ND	ug/L	0.50	0.29	1		07/08/21 02:11	108-86-1	
Bromochloromethane	ND	ug/L	0.50	0.47	1		07/08/21 02:11	74-97-5	
Bromodichloromethane	ND	ug/L	0.50	0.31	1		07/08/21 02:11	75-27-4	
Bromoform	ND	ug/L	0.50	0.34	1		07/08/21 02:11	75-25-2	
Bromomethane	ND	ug/L	5.0	1.7	1		07/08/21 02:11	74-83-9	
n-Butylbenzene	ND	ug/L	0.50	0.49	1		07/08/21 02:11	104-51-8	
sec-Butylbenzene	ND	ug/L	0.50	0.40	1		07/08/21 02:11	135-98-8	
tert-Butylbenzene	ND	ug/L	0.50	0.32	1		07/08/21 02:11	98-06-6	
Carbon tetrachloride	ND	ug/L	0.50	0.33	1		07/08/21 02:11	56-23-5	
Chlorobenzene	ND	ug/L	0.50	0.28	1		07/08/21 02:11	108-90-7	
Chloroethane	ND	ug/L	1.0	0.65	1		07/08/21 02:11	75-00-3	
Chloroform	ND	ug/L	0.50	0.35	1		07/08/21 02:11	67-66-3	
Chloromethane	ND	ug/L	1.0	0.54	1		07/08/21 02:11	74-87-3	
2-Chlorotoluene	ND	ug/L	0.50	0.32	1		07/08/21 02:11	95-49-8	
4-Chlorotoluene	ND	ug/L	0.50	0.32	1		07/08/21 02:11	106-43-4	
1,2-Dibromo-3-chloropropane	ND	ug/L	1.0	0.34	1		07/08/21 02:11	96-12-8	
Dibromochloromethane	ND	ug/L	0.50	0.36	1		07/08/21 02:11	124-48-1	
1,2-Dibromoethane (EDB)	ND	ug/L	0.50	0.27	1		07/08/21 02:11	106-93-4	
Dibromomethane	ND	ug/L	0.50	0.39	1		07/08/21 02:11	74-95-3	
1,2-Dichlorobenzene	ND	ug/L	0.50	0.34	1		07/08/21 02:11	95-50-1	
1,3-Dichlorobenzene	ND	ug/L	0.50	0.34	1		07/08/21 02:11	541-73-1	
1,4-Dichlorobenzene	ND	ug/L	0.50	0.33	1		07/08/21 02:11	106-46-7	
Dichlorodifluoromethane	ND	ug/L	0.50	0.35	1		07/08/21 02:11	75-71-8	
1,1-Dichloroethane	ND	ug/L	0.50	0.37	1		07/08/21 02:11	75-34-3	
1,2-Dichloroethane	ND	ug/L	0.50	0.32	1		07/08/21 02:11	107-06-2	
1,1-Dichloroethene	ND	ug/L	0.50	0.35	1		07/08/21 02:11	75-35-4	
cis-1,2-Dichloroethene	ND	ug/L	0.50	0.38	1		07/08/21 02:11	156-59-2	
trans-1,2-Dichloroethene	ND	ug/L	0.50	0.40	1		07/08/21 02:11	156-60-5	
1,2-Dichloropropane	ND	ug/L	0.50	0.36	1		07/08/21 02:11	78-87-5	
1,3-Dichloropropane	ND	ug/L	0.50	0.28	1		07/08/21 02:11	142-28-9	
2,2-Dichloropropane	ND	ug/L	0.50	0.39	1		07/08/21 02:11	594-20-7	
1,1-Dichloropropene	ND	ug/L	0.50	0.43	1		07/08/21 02:11	563-58-6	
cis-1,3-Dichloropropene	ND	ug/L	0.50	0.36	1		07/08/21 02:11	10061-01-5	
trans-1,3-Dichloropropene	ND	ug/L	0.50	0.36	1		07/08/21 02:11	10061-02-6	
Diisopropyl ether	ND	ug/L	0.50	0.31	1		07/08/21 02:11	108-20-3	
Ethylbenzene	ND	ug/L	0.50	0.30	1		07/08/21 02:11	100-41-4	
Hexachloro-1,3-butadiene	ND	ug/L	2.0	1.5	1		07/08/21 02:11	87-68-3	
Isopropylbenzene (Cumene)	ND	ug/L	0.50	0.33	1		07/08/21 02:11	98-82-8	
Methylene Chloride	ND	ug/L	2.0	2.0	1		07/08/21 02:11	75-09-2	
Methyl-tert-butyl ether	ND	ug/L	0.50	0.42	1		07/08/21 02:11	1634-04-4	
Naphthalene	ND	ug/L	2.0	0.64	1		07/08/21 02:11	91-20-3	
n-Propylbenzene	ND	ug/L	0.50	0.34	1		07/08/21 02:11	103-65-1	
Styrene	ND	ug/L	0.50	0.29	1		07/08/21 02:11	100-42-5	
1,1,1,2-Tetrachloroethane	ND	ug/L	0.50	0.31	1		07/08/21 02:11	630-20-6	

REPORT OF LABORATORY ANALYSIS

This report shall not be reproduced, except in full,
without the written consent of Pace Analytical Services, LLC.

Pace Analytical Services, LLC
9800 Kincey Ave. Suite 100
Huntersville, NC 28078
(704)875-9092

ANALYTICAL RESULTS

Project: CPC Huntesrville (7/6/21)
Pace Project No.: 92547899

Sample: Trip Blank **Lab ID: 92547899015** Collected: 07/06/21 00:00 Received: 07/06/21 17:45 Matrix: Water

Parameters	Results	Units	Report Limit	MDL	DF	Prepared	Analyzed	CAS No.	Qual
6200B MSV	Analytical Method: SM 6200B Pace Analytical Services - Charlotte								
1,1,2,2-Tetrachloroethane	ND	ug/L	0.50	0.22	1		07/08/21 02:11	79-34-5	
Tetrachloroethene	ND	ug/L	0.50	0.29	1		07/08/21 02:11	127-18-4	
Toluene	ND	ug/L	0.50	0.48	1		07/08/21 02:11	108-88-3	
1,2,3-Trichlorobenzene	ND	ug/L	2.0	0.81	1		07/08/21 02:11	87-61-6	
1,2,4-Trichlorobenzene	ND	ug/L	2.0	0.64	1		07/08/21 02:11	120-82-1	
1,1,1-Trichloroethane	ND	ug/L	0.50	0.33	1		07/08/21 02:11	71-55-6	
1,1,2-Trichloroethane	ND	ug/L	0.50	0.32	1		07/08/21 02:11	79-00-5	
Trichloroethene	ND	ug/L	0.50	0.38	1		07/08/21 02:11	79-01-6	
Trichlorofluoromethane	ND	ug/L	1.0	0.30	1		07/08/21 02:11	75-69-4	
1,2,3-Trichloropropane	ND	ug/L	0.50	0.26	1		07/08/21 02:11	96-18-4	
1,2,4-Trimethylbenzene	ND	ug/L	0.50	0.50	1		07/08/21 02:11	95-63-6	
1,3,5-Trimethylbenzene	ND	ug/L	0.50	0.33	1		07/08/21 02:11	108-67-8	
Vinyl chloride	ND	ug/L	1.0	0.39	1		07/08/21 02:11	75-01-4	
m&p-Xylene	ND	ug/L	1.0	0.71	1		07/08/21 02:11	179601-23-1	
o-Xylene	ND	ug/L	0.50	0.34	1		07/08/21 02:11	95-47-6	
Surrogates									
1,2-Dichloroethane-d4 (S)	97	%	70-130		1		07/08/21 02:11	17060-07-0	
4-Bromofluorobenzene (S)	100	%	70-130		1		07/08/21 02:11	460-00-4	
Toluene-d8 (S)	100	%	70-130		1		07/08/21 02:11	2037-26-5	

REPORT OF LABORATORY ANALYSIS

This report shall not be reproduced, except in full,
without the written consent of Pace Analytical Services, LLC.

Pace Analytical Services, LLC
9800 Kincey Ave. Suite 100
Huntersville, NC 28078
(704)875-9092

ANALYTICAL RESULTS

Project: CPC Huntesrville (7/6/21)
Pace Project No.: 92547899

Sample: Trip Blank **Lab ID: 92547899016** Collected: 07/06/21 00:00 Received: 07/06/21 17:45 Matrix: Water

Parameters	Results	Units	Report Limit	MDL	DF	Prepared	Analyzed	CAS No.	Qual
6200B MSV	Analytical Method: SM 6200B Pace Analytical Services - Charlotte								
Benzene	ND	ug/L	0.50	0.34	1		07/08/21 02:29	71-43-2	
Bromobenzene	ND	ug/L	0.50	0.29	1		07/08/21 02:29	108-86-1	
Bromochloromethane	ND	ug/L	0.50	0.47	1		07/08/21 02:29	74-97-5	
Bromodichloromethane	ND	ug/L	0.50	0.31	1		07/08/21 02:29	75-27-4	
Bromoform	ND	ug/L	0.50	0.34	1		07/08/21 02:29	75-25-2	
Bromomethane	ND	ug/L	5.0	1.7	1		07/08/21 02:29	74-83-9	
n-Butylbenzene	ND	ug/L	0.50	0.49	1		07/08/21 02:29	104-51-8	
sec-Butylbenzene	ND	ug/L	0.50	0.40	1		07/08/21 02:29	135-98-8	
tert-Butylbenzene	ND	ug/L	0.50	0.32	1		07/08/21 02:29	98-06-6	
Carbon tetrachloride	ND	ug/L	0.50	0.33	1		07/08/21 02:29	56-23-5	
Chlorobenzene	ND	ug/L	0.50	0.28	1		07/08/21 02:29	108-90-7	
Chloroethane	ND	ug/L	1.0	0.65	1		07/08/21 02:29	75-00-3	
Chloroform	ND	ug/L	0.50	0.35	1		07/08/21 02:29	67-66-3	
Chloromethane	ND	ug/L	1.0	0.54	1		07/08/21 02:29	74-87-3	
2-Chlorotoluene	ND	ug/L	0.50	0.32	1		07/08/21 02:29	95-49-8	
4-Chlorotoluene	ND	ug/L	0.50	0.32	1		07/08/21 02:29	106-43-4	
1,2-Dibromo-3-chloropropane	ND	ug/L	1.0	0.34	1		07/08/21 02:29	96-12-8	
Dibromochloromethane	ND	ug/L	0.50	0.36	1		07/08/21 02:29	124-48-1	
1,2-Dibromoethane (EDB)	ND	ug/L	0.50	0.27	1		07/08/21 02:29	106-93-4	
Dibromomethane	ND	ug/L	0.50	0.39	1		07/08/21 02:29	74-95-3	
1,2-Dichlorobenzene	ND	ug/L	0.50	0.34	1		07/08/21 02:29	95-50-1	
1,3-Dichlorobenzene	ND	ug/L	0.50	0.34	1		07/08/21 02:29	541-73-1	
1,4-Dichlorobenzene	ND	ug/L	0.50	0.33	1		07/08/21 02:29	106-46-7	
Dichlorodifluoromethane	ND	ug/L	0.50	0.35	1		07/08/21 02:29	75-71-8	
1,1-Dichloroethane	ND	ug/L	0.50	0.37	1		07/08/21 02:29	75-34-3	
1,2-Dichloroethane	ND	ug/L	0.50	0.32	1		07/08/21 02:29	107-06-2	
1,1-Dichloroethene	ND	ug/L	0.50	0.35	1		07/08/21 02:29	75-35-4	
cis-1,2-Dichloroethene	ND	ug/L	0.50	0.38	1		07/08/21 02:29	156-59-2	
trans-1,2-Dichloroethene	ND	ug/L	0.50	0.40	1		07/08/21 02:29	156-60-5	
1,2-Dichloropropane	ND	ug/L	0.50	0.36	1		07/08/21 02:29	78-87-5	
1,3-Dichloropropane	ND	ug/L	0.50	0.28	1		07/08/21 02:29	142-28-9	
2,2-Dichloropropane	ND	ug/L	0.50	0.39	1		07/08/21 02:29	594-20-7	
1,1-Dichloropropene	ND	ug/L	0.50	0.43	1		07/08/21 02:29	563-58-6	
cis-1,3-Dichloropropene	ND	ug/L	0.50	0.36	1		07/08/21 02:29	10061-01-5	
trans-1,3-Dichloropropene	ND	ug/L	0.50	0.36	1		07/08/21 02:29	10061-02-6	
Diisopropyl ether	ND	ug/L	0.50	0.31	1		07/08/21 02:29	108-20-3	
Ethylbenzene	ND	ug/L	0.50	0.30	1		07/08/21 02:29	100-41-4	
Hexachloro-1,3-butadiene	ND	ug/L	2.0	1.5	1		07/08/21 02:29	87-68-3	
Isopropylbenzene (Cumene)	ND	ug/L	0.50	0.33	1		07/08/21 02:29	98-82-8	
Methylene Chloride	ND	ug/L	2.0	2.0	1		07/08/21 02:29	75-09-2	
Methyl-tert-butyl ether	ND	ug/L	0.50	0.42	1		07/08/21 02:29	1634-04-4	
Naphthalene	ND	ug/L	2.0	0.64	1		07/08/21 02:29	91-20-3	
n-Propylbenzene	ND	ug/L	0.50	0.34	1		07/08/21 02:29	103-65-1	
Styrene	ND	ug/L	0.50	0.29	1		07/08/21 02:29	100-42-5	
1,1,1,2-Tetrachloroethane	ND	ug/L	0.50	0.31	1		07/08/21 02:29	630-20-6	

REPORT OF LABORATORY ANALYSIS

This report shall not be reproduced, except in full,
without the written consent of Pace Analytical Services, LLC.

Pace Analytical Services, LLC
9800 Kincey Ave. Suite 100
Huntersville, NC 28078
(704)875-9092

ANALYTICAL RESULTS

Project: CPC Huntesrville (7/6/21)
Pace Project No.: 92547899

Sample: Trip Blank **Lab ID: 92547899016** Collected: 07/06/21 00:00 Received: 07/06/21 17:45 Matrix: Water

Parameters	Results	Units	Report Limit	MDL	DF	Prepared	Analyzed	CAS No.	Qual
6200B MSV	Analytical Method: SM 6200B Pace Analytical Services - Charlotte								
1,1,2,2-Tetrachloroethane	ND	ug/L	0.50	0.22	1		07/08/21 02:29	79-34-5	
Tetrachloroethene	ND	ug/L	0.50	0.29	1		07/08/21 02:29	127-18-4	
Toluene	ND	ug/L	0.50	0.48	1		07/08/21 02:29	108-88-3	
1,2,3-Trichlorobenzene	ND	ug/L	2.0	0.81	1		07/08/21 02:29	87-61-6	
1,2,4-Trichlorobenzene	ND	ug/L	2.0	0.64	1		07/08/21 02:29	120-82-1	
1,1,1-Trichloroethane	ND	ug/L	0.50	0.33	1		07/08/21 02:29	71-55-6	
1,1,2-Trichloroethane	ND	ug/L	0.50	0.32	1		07/08/21 02:29	79-00-5	
Trichloroethene	ND	ug/L	0.50	0.38	1		07/08/21 02:29	79-01-6	
Trichlorofluoromethane	ND	ug/L	1.0	0.30	1		07/08/21 02:29	75-69-4	
1,2,3-Trichloropropane	ND	ug/L	0.50	0.26	1		07/08/21 02:29	96-18-4	
1,2,4-Trimethylbenzene	ND	ug/L	0.50	0.50	1		07/08/21 02:29	95-63-6	
1,3,5-Trimethylbenzene	ND	ug/L	0.50	0.33	1		07/08/21 02:29	108-67-8	
Vinyl chloride	ND	ug/L	1.0	0.39	1		07/08/21 02:29	75-01-4	
m&p-Xylene	ND	ug/L	1.0	0.71	1		07/08/21 02:29	179601-23-1	
o-Xylene	ND	ug/L	0.50	0.34	1		07/08/21 02:29	95-47-6	
Surrogates									
1,2-Dichloroethane-d4 (S)	100	%	70-130		1		07/08/21 02:29	17060-07-0	
4-Bromofluorobenzene (S)	100	%	70-130		1		07/08/21 02:29	460-00-4	
Toluene-d8 (S)	98	%	70-130		1		07/08/21 02:29	2037-26-5	

REPORT OF LABORATORY ANALYSIS

This report shall not be reproduced, except in full,
without the written consent of Pace Analytical Services, LLC.

Pace Analytical Services, LLC
9800 Kincey Ave. Suite 100
Huntersville, NC 28078
(704)875-9092

QUALITY CONTROL DATA

Project: CPC Huntesrville (7/6/21)
Pace Project No.: 92547899

QC Batch: 631905 Analysis Method: MADEP VPH
QC Batch Method: MADEP VPH Analysis Description: VPH NC Water
Laboratory: Pace Analytical Services - Charlotte
Associated Lab Samples: 92547899001, 92547899002, 92547899003, 92547899004, 92547899005, 92547899006, 92547899008, 92547899009, 92547899010, 92547899011, 92547899012, 92547899013

METHOD BLANK: 3319493 Matrix: Water
Associated Lab Samples: 92547899001, 92547899002, 92547899003, 92547899004, 92547899005, 92547899006, 92547899008, 92547899009, 92547899010, 92547899011, 92547899012, 92547899013

Parameter	Units	Blank Result	Reporting Limit	MDL	Analyzed	Qualifiers
Aliphatic (C05-C08)	ug/L	ND	50.0	50.0	07/07/21 16:17	N2
Aromatic (C09-C10)	ug/L	ND	50.0	50.0	07/07/21 16:17	N2
4-Bromofluorobenzene (FID) (S)	%	104	70-130		07/07/21 16:17	
4-Bromofluorobenzene (PID) (S)	%	100	70-130		07/07/21 16:17	

LABORATORY CONTROL SAMPLE & LCSD: 3319494 3319495

Parameter	Units	Spike Conc.	LCS Result	LCSD Result	LCS % Rec	LCSD % Rec	% Rec Limits	RPD	Max RPD	Qualifiers
Aliphatic (C05-C08)	ug/L	300	319	290	106	97	70-130	10	25	N2
Aromatic (C09-C10)	ug/L	100	115	103	115	103	70-130	10	25	N2
4-Bromofluorobenzene (FID) (S)	%				104	106	70-130			
4-Bromofluorobenzene (PID) (S)	%				97	99	70-130			

Results presented on this page are in the units indicated by the "Units" column except where an alternate unit is presented to the right of the result.

REPORT OF LABORATORY ANALYSIS

This report shall not be reproduced, except in full,
without the written consent of Pace Analytical Services, LLC.

Pace Analytical Services, LLC
9800 Kincey Ave. Suite 100
Huntersville, NC 28078
(704)875-9092

QUALITY CONTROL DATA

Project: CPC Huntesrville (7/6/21)
Pace Project No.: 92547899

QC Batch: 631912
QC Batch Method: MADEP VPH
Analysis Method: MADEP VPH
Analysis Description: VPH NC Water
Laboratory: Pace Analytical Services - Charlotte
Associated Lab Samples: 92547899014

METHOD BLANK: 3319542 Matrix: Water
Associated Lab Samples: 92547899014

Parameter	Units	Blank Result	Reporting Limit	MDL	Analyzed	Qualifiers
Aliphatic (C05-C08)	ug/L	ND	50.0	50.0	07/07/21 15:48	N2
Aromatic (C09-C10)	ug/L	ND	50.0	50.0	07/07/21 15:48	N2
4-Bromofluorobenzene (FID) (S)	%	104	70-130		07/07/21 15:48	
4-Bromofluorobenzene (PID) (S)	%	100	70-130		07/07/21 15:48	

LABORATORY CONTROL SAMPLE & LCSD: 3319543 3319544

Parameter	Units	Spike Conc.	LCS Result	LCSD Result	LCS % Rec	LCSD % Rec	% Rec Limits	RPD	Max RPD	Qualifiers
Aliphatic (C05-C08)	ug/L	300	330	287	110	96	70-130	14	25	N2
Aromatic (C09-C10)	ug/L	100	114	103	114	103	70-130	11	25	N2
4-Bromofluorobenzene (FID) (S)	%				105	109	70-130			
4-Bromofluorobenzene (PID) (S)	%				97	102	70-130			

Results presented on this page are in the units indicated by the "Units" column except where an alternate unit is presented to the right of the result.

REPORT OF LABORATORY ANALYSIS

This report shall not be reproduced, except in full,
without the written consent of Pace Analytical Services, LLC.

Pace Analytical Services, LLC
9800 Kincey Ave. Suite 100
Huntersville, NC 28078
(704)875-9092

QUALITY CONTROL DATA

Project: CPC Huntesrville (7/6/21)
Pace Project No.: 92547899

QC Batch: 632209
QC Batch Method: MADEP VPH
Analysis Method: MADEP VPH
Analysis Description: VPH NC Water
Laboratory: Pace Analytical Services - Charlotte
Associated Lab Samples: 92547899007

METHOD BLANK: 3320960 Matrix: Water
Associated Lab Samples: 92547899007

Parameter	Units	Blank Result	Reporting Limit	MDL	Analyzed	Qualifiers
Aliphatic (C05-C08)	ug/L	ND	50.0	50.0	07/08/21 16:02	N2
Aromatic (C09-C10)	ug/L	ND	50.0	50.0	07/08/21 16:02	N2
4-Bromofluorobenzene (FID) (S)	%	108	70-130		07/08/21 16:02	
4-Bromofluorobenzene (PID) (S)	%	104	70-130		07/08/21 16:02	

LABORATORY CONTROL SAMPLE & LCSD: 3320961 3320962

Parameter	Units	Spike Conc.	LCS Result	LCSD Result	LCS % Rec	LCSD % Rec	% Rec Limits	RPD	Max RPD	Qualifiers
Aliphatic (C05-C08)	ug/L	300	359	348	120	116	70-130	3	25	N2
Aromatic (C09-C10)	ug/L	100	113	106	113	106	70-130	7	25	N2
4-Bromofluorobenzene (FID) (S)	%				107	110	70-130			
4-Bromofluorobenzene (PID) (S)	%				100	103	70-130			

Results presented on this page are in the units indicated by the "Units" column except where an alternate unit is presented to the right of the result.

REPORT OF LABORATORY ANALYSIS

This report shall not be reproduced, except in full,
without the written consent of Pace Analytical Services, LLC.

Pace Analytical Services, LLC
9800 Kincey Ave. Suite 100
Huntersville, NC 28078
(704)875-9092

QUALITY CONTROL DATA

Project: CPC Huntesrville (7/6/21)
Pace Project No.: 92547899

QC Batch: 631828 | Analysis Method: EPA 6010D
QC Batch Method: EPA 3010A | Analysis Description: 6010 MET
Laboratory: Pace Analytical Services - Asheville
Associated Lab Samples: 92547899001, 92547899002, 92547899003, 92547899004, 92547899005, 92547899006, 92547899007, 92547899008, 92547899009, 92547899010, 92547899011, 92547899012, 92547899013, 92547899014

METHOD BLANK: 3319016 Matrix: Water
Associated Lab Samples: 92547899001, 92547899002, 92547899003, 92547899004, 92547899005, 92547899006, 92547899007, 92547899008, 92547899009, 92547899010, 92547899011, 92547899012, 92547899013, 92547899014

Parameter	Units	Blank Result	Reporting Limit	MDL	Analyzed	Qualifiers
Lead	ug/L	ND	5.0	4.5	07/07/21 19:29	

LABORATORY CONTROL SAMPLE: 3319017

Parameter	Units	Spike Conc.	LCS Result	LCS % Rec	% Rec Limits	Qualifiers
Lead	ug/L	500	415	83	80-120	

MATRIX SPIKE & MATRIX SPIKE DUPLICATE: 3319018 3319019

Parameter	Units	92547898001 Result	MS Spike Conc.	MSD Spike Conc.	MS Result	MSD Result	MS % Rec	MSD % Rec	% Rec Limits	RPD	Max RPD	Qual
Lead	ug/L	5.8	500	500	464	466	92	92	75-125	0	20	

Results presented on this page are in the units indicated by the "Units" column except where an alternate unit is presented to the right of the result.

REPORT OF LABORATORY ANALYSIS

This report shall not be reproduced, except in full,
without the written consent of Pace Analytical Services, LLC.

Pace Analytical Services, LLC
9800 Kincey Ave. Suite 100
Huntersville, NC 28078
(704)875-9092

QUALITY CONTROL DATA

Project: CPC Huntesrville (7/6/21)
Pace Project No.: 92547899

QC Batch: 631873 | Analysis Method: SM 6200B
QC Batch Method: SM 6200B | Analysis Description: 6200B MSV
Laboratory: Pace Analytical Services - Charlotte

Associated Lab Samples: 92547899001, 92547899002, 92547899003, 92547899004, 92547899005, 92547899006, 92547899007, 92547899008, 92547899009, 92547899010, 92547899011, 92547899012

METHOD BLANK: 3319284 Matrix: Water

Associated Lab Samples: 92547899001, 92547899002, 92547899003, 92547899004, 92547899005, 92547899006, 92547899007, 92547899008, 92547899009, 92547899010, 92547899011, 92547899012

Parameter	Units	Blank Result	Reporting Limit	MDL	Analyzed	Qualifiers
1,1,1,2-Tetrachloroethane	ug/L	ND	0.50	0.31	07/07/21 21:57	
1,1,1-Trichloroethane	ug/L	ND	0.50	0.33	07/07/21 21:57	
1,1,2,2-Tetrachloroethane	ug/L	ND	0.50	0.22	07/07/21 21:57	
1,1,2-Trichloroethane	ug/L	ND	0.50	0.32	07/07/21 21:57	
1,1-Dichloroethane	ug/L	ND	0.50	0.37	07/07/21 21:57	
1,1-Dichloroethene	ug/L	ND	0.50	0.35	07/07/21 21:57	
1,1-Dichloropropene	ug/L	ND	0.50	0.43	07/07/21 21:57	
1,2,3-Trichlorobenzene	ug/L	ND	2.0	0.81	07/07/21 21:57	
1,2,3-Trichloropropane	ug/L	ND	0.50	0.26	07/07/21 21:57	
1,2,4-Trichlorobenzene	ug/L	ND	2.0	0.64	07/07/21 21:57	
1,2,4-Trimethylbenzene	ug/L	ND	0.50	0.50	07/07/21 21:57	
1,2-Dibromo-3-chloropropane	ug/L	ND	1.0	0.34	07/07/21 21:57	
1,2-Dibromoethane (EDB)	ug/L	ND	0.50	0.27	07/07/21 21:57	
1,2-Dichlorobenzene	ug/L	ND	0.50	0.34	07/07/21 21:57	
1,2-Dichloroethane	ug/L	ND	0.50	0.32	07/07/21 21:57	
1,2-Dichloropropane	ug/L	ND	0.50	0.36	07/07/21 21:57	
1,3,5-Trimethylbenzene	ug/L	ND	0.50	0.33	07/07/21 21:57	
1,3-Dichlorobenzene	ug/L	ND	0.50	0.34	07/07/21 21:57	
1,3-Dichloropropane	ug/L	ND	0.50	0.28	07/07/21 21:57	
1,4-Dichlorobenzene	ug/L	ND	0.50	0.33	07/07/21 21:57	
2,2-Dichloropropane	ug/L	ND	0.50	0.39	07/07/21 21:57	
2-Chlorotoluene	ug/L	ND	0.50	0.32	07/07/21 21:57	
4-Chlorotoluene	ug/L	ND	0.50	0.32	07/07/21 21:57	
Benzene	ug/L	ND	0.50	0.34	07/07/21 21:57	
Bromobenzene	ug/L	ND	0.50	0.29	07/07/21 21:57	
Bromochloromethane	ug/L	ND	0.50	0.47	07/07/21 21:57	
Bromodichloromethane	ug/L	ND	0.50	0.31	07/07/21 21:57	
Bromoform	ug/L	ND	0.50	0.34	07/07/21 21:57	
Bromomethane	ug/L	ND	5.0	1.7	07/07/21 21:57	
Carbon tetrachloride	ug/L	ND	0.50	0.33	07/07/21 21:57	
Chlorobenzene	ug/L	ND	0.50	0.28	07/07/21 21:57	
Chloroethane	ug/L	ND	1.0	0.65	07/07/21 21:57	
Chloroform	ug/L	ND	0.50	0.35	07/07/21 21:57	
Chloromethane	ug/L	ND	1.0	0.54	07/07/21 21:57	
cis-1,2-Dichloroethene	ug/L	ND	0.50	0.38	07/07/21 21:57	
cis-1,3-Dichloropropene	ug/L	ND	0.50	0.36	07/07/21 21:57	
Dibromochloromethane	ug/L	ND	0.50	0.36	07/07/21 21:57	
Dibromomethane	ug/L	ND	0.50	0.39	07/07/21 21:57	
Dichlorodifluoromethane	ug/L	ND	0.50	0.35	07/07/21 21:57	

Results presented on this page are in the units indicated by the "Units" column except where an alternate unit is presented to the right of the result.

REPORT OF LABORATORY ANALYSIS

This report shall not be reproduced, except in full,
without the written consent of Pace Analytical Services, LLC.

Pace Analytical Services, LLC
9800 Kincey Ave. Suite 100
Huntersville, NC 28078
(704)875-9092

QUALITY CONTROL DATA

Project: CPC Huntesrville (7/6/21)
Pace Project No.: 92547899

METHOD BLANK: 3319284 Matrix: Water

Associated Lab Samples: 92547899001, 92547899002, 92547899003, 92547899004, 92547899005, 92547899006, 92547899007, 92547899008, 92547899009, 92547899010, 92547899011, 92547899012

Parameter	Units	Blank Result	Reporting Limit	MDL	Analyzed	Qualifiers
Diisopropyl ether	ug/L	ND	0.50	0.31	07/07/21 21:57	
Ethylbenzene	ug/L	ND	0.50	0.30	07/07/21 21:57	
Hexachloro-1,3-butadiene	ug/L	ND	2.0	1.5	07/07/21 21:57	
Isopropylbenzene (Cumene)	ug/L	ND	0.50	0.33	07/07/21 21:57	
m&p-Xylene	ug/L	ND	1.0	0.71	07/07/21 21:57	
Methyl-tert-butyl ether	ug/L	ND	0.50	0.42	07/07/21 21:57	
Methylene Chloride	ug/L	ND	2.0	2.0	07/07/21 21:57	
n-Butylbenzene	ug/L	ND	0.50	0.49	07/07/21 21:57	
n-Propylbenzene	ug/L	ND	0.50	0.34	07/07/21 21:57	
Naphthalene	ug/L	ND	2.0	0.64	07/07/21 21:57	
o-Xylene	ug/L	ND	0.50	0.34	07/07/21 21:57	
sec-Butylbenzene	ug/L	ND	0.50	0.40	07/07/21 21:57	
Styrene	ug/L	ND	0.50	0.29	07/07/21 21:57	
tert-Butylbenzene	ug/L	ND	0.50	0.32	07/07/21 21:57	
Tetrachloroethene	ug/L	ND	0.50	0.29	07/07/21 21:57	
Toluene	ug/L	ND	0.50	0.48	07/07/21 21:57	
trans-1,2-Dichloroethene	ug/L	ND	0.50	0.40	07/07/21 21:57	
trans-1,3-Dichloropropene	ug/L	ND	0.50	0.36	07/07/21 21:57	
Trichloroethene	ug/L	ND	0.50	0.38	07/07/21 21:57	
Trichlorofluoromethane	ug/L	ND	1.0	0.30	07/07/21 21:57	
Vinyl chloride	ug/L	ND	1.0	0.39	07/07/21 21:57	
1,2-Dichloroethane-d4 (S)	%	103	70-130		07/07/21 21:57	
4-Bromofluorobenzene (S)	%	95	70-130		07/07/21 21:57	
Toluene-d8 (S)	%	100	70-130		07/07/21 21:57	

LABORATORY CONTROL SAMPLE: 3319285

Parameter	Units	Spike Conc.	LCS Result	LCS % Rec	% Rec Limits	Qualifiers
1,1,1,2-Tetrachloroethane	ug/L	50	51.7	103	60-140	
1,1,1-Trichloroethane	ug/L	50	51.4	103	60-140	
1,1,2,2-Tetrachloroethane	ug/L	50	52.0	104	60-140	
1,1,2-Trichloroethane	ug/L	50	52.7	105	60-140	
1,1-Dichloroethane	ug/L	50	50.2	100	60-140	
1,1-Dichloroethene	ug/L	50	49.6	99	60-140	
1,1-Dichloropropene	ug/L	50	50.0	100	60-140	
1,2,3-Trichlorobenzene	ug/L	50	53.1	106	60-140	
1,2,3-Trichloropropane	ug/L	50	49.7	99	60-140	
1,2,4-Trichlorobenzene	ug/L	50	51.9	104	60-140	
1,2,4-Trimethylbenzene	ug/L	50	47.2	94	60-140	
1,2-Dibromo-3-chloropropane	ug/L	50	60.1	120	60-140	
1,2-Dibromoethane (EDB)	ug/L	50	52.7	105	60-140	
1,2-Dichlorobenzene	ug/L	50	49.4	99	60-140	
1,2-Dichloroethane	ug/L	50	47.1	94	60-140	

Results presented on this page are in the units indicated by the "Units" column except where an alternate unit is presented to the right of the result.

REPORT OF LABORATORY ANALYSIS

This report shall not be reproduced, except in full,
without the written consent of Pace Analytical Services, LLC.

Pace Analytical Services, LLC
9800 Kincey Ave. Suite 100
Huntersville, NC 28078
(704)875-9092

QUALITY CONTROL DATA

Project: CPC Huntesrville (7/6/21)
Pace Project No.: 92547899

LABORATORY CONTROL SAMPLE: 3319285

Parameter	Units	Spike Conc.	LCS Result	LCS % Rec	% Rec Limits	Qualifiers
1,2-Dichloropropane	ug/L	50	51.8	104	60-140	
1,3,5-Trimethylbenzene	ug/L	50	48.2	96	60-140	
1,3-Dichlorobenzene	ug/L	50	48.9	98	60-140	
1,3-Dichloropropane	ug/L	50	50.3	101	60-140	
1,4-Dichlorobenzene	ug/L	50	50.4	101	60-140	
2,2-Dichloropropane	ug/L	50	52.0	104	60-140	
2-Chlorotoluene	ug/L	50	49.3	99	60-140	
4-Chlorotoluene	ug/L	50	48.3	97	60-140	
Benzene	ug/L	50	49.2	98	60-140	
Bromobenzene	ug/L	50	50.9	102	60-140	
Bromochloromethane	ug/L	50	53.3	107	60-140	
Bromodichloromethane	ug/L	50	53.1	106	60-140	
Bromoform	ug/L	50	55.7	111	60-140	
Bromomethane	ug/L	50	47.4	95	60-140	
Carbon tetrachloride	ug/L	50	49.8	100	60-140	
Chlorobenzene	ug/L	50	49.6	99	60-140	
Chloroethane	ug/L	50	47.1	94	60-140	
Chloroform	ug/L	50	51.8	104	60-140	
Chloromethane	ug/L	50	47.9	96	60-140	
cis-1,2-Dichloroethene	ug/L	50	50.0	100	60-140	
cis-1,3-Dichloropropene	ug/L	50	52.9	106	60-140	
Dibromochloromethane	ug/L	50	53.9	108	60-140	
Dibromomethane	ug/L	50	52.8	106	60-140	
Dichlorodifluoromethane	ug/L	50	42.8	86	60-140	
Diisopropyl ether	ug/L	50	49.1	98	60-140	
Ethylbenzene	ug/L	50	49.1	98	60-140	
Hexachloro-1,3-butadiene	ug/L	50	48.3	97	60-140	
Isopropylbenzene (Cumene)	ug/L	50	49.8	100	60-140	
m&p-Xylene	ug/L	100	97.0	97	60-140	
Methyl-tert-butyl ether	ug/L	50	52.7	105	60-140	
Methylene Chloride	ug/L	50	52.3	105	60-140	
n-Butylbenzene	ug/L	50	46.9	94	60-140	
n-Propylbenzene	ug/L	50	47.8	96	60-140	
Naphthalene	ug/L	50	53.5	107	60-140	
o-Xylene	ug/L	50	49.2	98	60-140	
sec-Butylbenzene	ug/L	50	46.3	93	60-140	
Styrene	ug/L	50	51.8	104	60-140	
tert-Butylbenzene	ug/L	50	40.7	81	60-140	
Tetrachloroethene	ug/L	50	48.3	97	60-140	
Toluene	ug/L	50	47.1	94	60-140	
trans-1,2-Dichloroethene	ug/L	50	50.3	101	60-140	
trans-1,3-Dichloropropene	ug/L	50	53.7	107	60-140	
Trichloroethene	ug/L	50	50.0	100	60-140	
Trichlorofluoromethane	ug/L	50	42.3	85	60-140	
Vinyl chloride	ug/L	50	50.3	101	60-140	
1,2-Dichloroethane-d4 (S)	%			100	70-130	
4-Bromofluorobenzene (S)	%			100	70-130	

Results presented on this page are in the units indicated by the "Units" column except where an alternate unit is presented to the right of the result.

REPORT OF LABORATORY ANALYSIS

This report shall not be reproduced, except in full,
without the written consent of Pace Analytical Services, LLC.

Pace Analytical Services, LLC
9800 Kincey Ave. Suite 100
Huntersville, NC 28078
(704)875-9092

QUALITY CONTROL DATA

Project: CPC Huntesrville (7/6/21)
Pace Project No.: 92547899

LABORATORY CONTROL SAMPLE: 3319285

Parameter	Units	Spike Conc.	LCS Result	LCS % Rec	% Rec Limits	Qualifiers
Toluene-d8 (S)	%			101	70-130	

MATRIX SPIKE & MATRIX SPIKE DUPLICATE: 3319286 3319287

Parameter	Units	92547899011 Result	MS Spike Conc.	MSD Spike Conc.	MS Result	MSD Result	MS % Rec	MSD % Rec	% Rec Limits	RPD	Max RPD	Qual
1,1,1,2-Tetrachloroethane	ug/L	ND	20	20	24.6	23.8	123	119	60-140	3	30	
1,1,1-Trichloroethane	ug/L	ND	20	20	22.4	22.1	112	110	60-140	1	30	
1,1,2,2-Tetrachloroethane	ug/L	ND	20	20	23.5	22.2	118	111	60-140	6	30	
1,1,2-Trichloroethane	ug/L	ND	20	20	23.2	22.0	116	110	60-140	5	30	
1,1-Dichloroethane	ug/L	ND	20	20	21.9	20.8	110	104	60-140	5	30	
1,1-Dichloroethene	ug/L	ND	20	20	21.6	20.9	108	105	60-140	3	30	
1,1-Dichloropropene	ug/L	ND	20	20	22.3	22.6	112	113	60-140	1	30	
1,2,3-Trichlorobenzene	ug/L	ND	20	20	24.1	23.8	120	119	60-140	1	30	
1,2,3-Trichloropropane	ug/L	ND	20	20	23.0	22.3	115	112	60-140	3	30	
1,2,4-Trichlorobenzene	ug/L	ND	20	20	23.9	22.9	120	114	60-140	4	30	
1,2,4-Trimethylbenzene	ug/L	ND	20	20	22.9	22.5	115	113	60-140	2	30	
1,2-Dibromo-3-chloropropane	ug/L	ND	20	20	26.4	23.7	132	119	60-140	11	30	
1,2-Dibromoethane (EDB)	ug/L	ND	20	20	23.4	23.7	117	119	60-140	1	30	
1,2-Dichlorobenzene	ug/L	ND	20	20	22.5	21.8	112	109	60-140	3	30	
1,2-Dichloroethane	ug/L	ND	20	20	19.6	19.1	98	95	60-140	3	30	
1,2-Dichloropropane	ug/L	ND	20	20	22.6	21.9	113	109	60-140	3	30	
1,3,5-Trimethylbenzene	ug/L	ND	20	20	23.2	22.5	116	113	60-140	3	30	
1,3-Dichlorobenzene	ug/L	ND	20	20	22.0	21.6	110	108	60-140	2	30	
1,3-Dichloropropane	ug/L	ND	20	20	23.8	23.0	119	115	60-140	3	30	
1,4-Dichlorobenzene	ug/L	ND	20	20	22.4	22.0	112	110	60-140	2	30	
2,2-Dichloropropane	ug/L	ND	20	20	23.5	22.8	117	114	60-140	3	30	
2-Chlorotoluene	ug/L	ND	20	20	22.9	22.4	114	112	60-140	2	30	
4-Chlorotoluene	ug/L	ND	20	20	22.5	22.0	112	110	60-140	2	30	
Benzene	ug/L	ND	20	20	22.3	21.8	111	109	60-140	2	30	
Bromobenzene	ug/L	ND	20	20	22.7	21.8	113	109	60-140	4	30	
Bromochloromethane	ug/L	ND	20	20	21.7	22.4	108	112	60-140	3	30	
Bromodichloromethane	ug/L	ND	20	20	23.4	22.8	117	114	60-140	3	30	
Bromoform	ug/L	ND	20	20	27.6	26.4	138	132	60-140	4	30	
Bromomethane	ug/L	ND	20	20	26.0	26.6	130	133	60-140	2	30	
Carbon tetrachloride	ug/L	ND	20	20	24.8	24.7	124	124	60-140	0	30	
Chlorobenzene	ug/L	ND	20	20	23.2	22.5	116	112	60-140	3	30	
Chloroethane	ug/L	ND	20	20	22.5	22.3	113	112	60-140	1	30	
Chloroform	ug/L	ND	20	20	22.3	21.9	112	110	60-140	2	30	
Chloromethane	ug/L	ND	20	20	20.4	19.9	102	100	60-140	2	30	
cis-1,2-Dichloroethene	ug/L	ND	20	20	21.4	20.8	107	104	60-140	3	30	
cis-1,3-Dichloropropene	ug/L	ND	20	20	23.3	23.0	116	115	60-140	1	30	
Dibromochloromethane	ug/L	ND	20	20	26.1	25.7	131	128	60-140	2	30	
Dibromomethane	ug/L	ND	20	20	22.1	21.1	110	105	60-140	5	30	

Results presented on this page are in the units indicated by the "Units" column except where an alternate unit is presented to the right of the result.

REPORT OF LABORATORY ANALYSIS

This report shall not be reproduced, except in full,
without the written consent of Pace Analytical Services, LLC.

Pace Analytical Services, LLC
9800 Kincey Ave. Suite 100
Huntersville, NC 28078
(704)875-9092

QUALITY CONTROL DATA

Project: CPC Huntesrville (7/6/21)
Pace Project No.: 92547899

MATRIX SPIKE & MATRIX SPIKE DUPLICATE: 3319286 3319287

Parameter	Units	92547899011 Result	MS Spike Conc.	MSD Spike Conc.	MS Result	MSD Result	MS % Rec	MSD % Rec	% Rec Limits	RPD	Max RPD	Qual
Dichlorodifluoromethane	ug/L	ND	20	20	13.9	13.1	69	66	60-140	6	30	
Diisopropyl ether	ug/L	ND	20	20	20.1	20.0	101	100	60-140	1	30	
Ethylbenzene	ug/L	ND	20	20	23.5	22.6	118	113	60-140	4	30	
Hexachloro-1,3-butadiene	ug/L	ND	20	20	27.1	25.4	135	127	60-140	6	30	
Isopropylbenzene (Cumene)	ug/L	ND	20	20	24.0	23.0	120	115	60-140	4	30	
m&p-Xylene	ug/L	ND	40	40	46.7	45.0	117	112	60-140	4	30	
Methyl-tert-butyl ether	ug/L	ND	20	20	21.5	21.2	107	106	60-140	1	30	
Methylene Chloride	ug/L	ND	20	20	20.9	20.6	105	103	60-140	2	30	
n-Butylbenzene	ug/L	ND	20	20	24.1	23.6	120	118	60-140	2	30	
n-Propylbenzene	ug/L	ND	20	20	22.5	22.4	113	112	60-140	1	30	
Naphthalene	ug/L	ND	20	20	22.4	22.4	112	112	60-140	0	30	
o-Xylene	ug/L	ND	20	20	22.7	22.4	114	112	60-140	1	30	
sec-Butylbenzene	ug/L	ND	20	20	23.3	23.1	117	116	60-140	1	30	
Styrene	ug/L	ND	20	20	23.9	22.9	120	115	60-140	4	30	
tert-Butylbenzene	ug/L	ND	20	20	20.0	19.7	100	99	60-140	2	30	
Tetrachloroethene	ug/L	ND	20	20	24.0	23.1	120	116	60-140	3	30	
Toluene	ug/L	ND	20	20	22.2	21.3	111	107	60-140	4	30	
trans-1,2-Dichloroethene	ug/L	ND	20	20	21.8	21.3	109	106	60-140	3	30	
trans-1,3-Dichloropropene	ug/L	ND	20	20	24.1	24.2	121	121	60-140	0	30	
Trichloroethene	ug/L	ND	20	20	21.9	21.7	110	109	60-140	1	30	
Trichlorofluoromethane	ug/L	ND	20	20	21.0	20.5	105	102	60-140	3	30	
Vinyl chloride	ug/L	ND	20	20	20.1	19.2	101	96	60-140	5	30	
1,2-Dichloroethane-d4 (S)	%						95	97	70-130			
4-Bromofluorobenzene (S)	%						98	100	70-130			
Toluene-d8 (S)	%						98	97	70-130			

Results presented on this page are in the units indicated by the "Units" column except where an alternate unit is presented to the right of the result.

REPORT OF LABORATORY ANALYSIS

This report shall not be reproduced, except in full,
without the written consent of Pace Analytical Services, LLC.

Pace Analytical Services, LLC
9800 Kincey Ave. Suite 100
Huntersville, NC 28078
(704)875-9092

QUALITY CONTROL DATA

Project: CPC Huntesrville (7/6/21)
Pace Project No.: 92547899

QC Batch: 631933
QC Batch Method: SM 6200B
Analysis Method: SM 6200B
Analysis Description: 6200B MSV
Laboratory: Pace Analytical Services - Charlotte
Associated Lab Samples: 92547899013, 92547899014, 92547899015, 92547899016

METHOD BLANK: 3319664 Matrix: Water
Associated Lab Samples: 92547899013, 92547899014, 92547899015, 92547899016

Parameter	Units	Blank Result	Reporting Limit	MDL	Analyzed	Qualifiers
1,1,1,2-Tetrachloroethane	ug/L	ND	0.50	0.31	07/08/21 01:35	
1,1,1-Trichloroethane	ug/L	ND	0.50	0.33	07/08/21 01:35	
1,1,2,2-Tetrachloroethane	ug/L	ND	0.50	0.22	07/08/21 01:35	
1,1,2-Trichloroethane	ug/L	ND	0.50	0.32	07/08/21 01:35	
1,1-Dichloroethane	ug/L	ND	0.50	0.37	07/08/21 01:35	
1,1-Dichloroethene	ug/L	ND	0.50	0.35	07/08/21 01:35	
1,1-Dichloropropene	ug/L	ND	0.50	0.43	07/08/21 01:35	
1,2,3-Trichlorobenzene	ug/L	ND	2.0	0.81	07/08/21 01:35	
1,2,3-Trichloropropane	ug/L	ND	0.50	0.26	07/08/21 01:35	
1,2,4-Trichlorobenzene	ug/L	ND	2.0	0.64	07/08/21 01:35	
1,2,4-Trimethylbenzene	ug/L	ND	0.50	0.50	07/08/21 01:35	
1,2-Dibromo-3-chloropropane	ug/L	ND	1.0	0.34	07/08/21 01:35	
1,2-Dibromoethane (EDB)	ug/L	ND	0.50	0.27	07/08/21 01:35	
1,2-Dichlorobenzene	ug/L	ND	0.50	0.34	07/08/21 01:35	
1,2-Dichloroethane	ug/L	ND	0.50	0.32	07/08/21 01:35	
1,2-Dichloropropane	ug/L	ND	0.50	0.36	07/08/21 01:35	
1,3,5-Trimethylbenzene	ug/L	ND	0.50	0.33	07/08/21 01:35	
1,3-Dichlorobenzene	ug/L	ND	0.50	0.34	07/08/21 01:35	
1,3-Dichloropropane	ug/L	ND	0.50	0.28	07/08/21 01:35	
1,4-Dichlorobenzene	ug/L	ND	0.50	0.33	07/08/21 01:35	
2,2-Dichloropropane	ug/L	ND	0.50	0.39	07/08/21 01:35	
2-Chlorotoluene	ug/L	ND	0.50	0.32	07/08/21 01:35	
4-Chlorotoluene	ug/L	ND	0.50	0.32	07/08/21 01:35	
Benzene	ug/L	ND	0.50	0.34	07/08/21 01:35	
Bromobenzene	ug/L	ND	0.50	0.29	07/08/21 01:35	
Bromochloromethane	ug/L	ND	0.50	0.47	07/08/21 01:35	
Bromodichloromethane	ug/L	ND	0.50	0.31	07/08/21 01:35	
Bromoform	ug/L	ND	0.50	0.34	07/08/21 01:35	
Bromomethane	ug/L	ND	5.0	1.7	07/08/21 01:35	
Carbon tetrachloride	ug/L	ND	0.50	0.33	07/08/21 01:35	
Chlorobenzene	ug/L	ND	0.50	0.28	07/08/21 01:35	
Chloroethane	ug/L	ND	1.0	0.65	07/08/21 01:35	
Chloroform	ug/L	ND	0.50	0.35	07/08/21 01:35	
Chloromethane	ug/L	ND	1.0	0.54	07/08/21 01:35	
cis-1,2-Dichloroethene	ug/L	ND	0.50	0.38	07/08/21 01:35	
cis-1,3-Dichloropropene	ug/L	ND	0.50	0.36	07/08/21 01:35	
Dibromochloromethane	ug/L	ND	0.50	0.36	07/08/21 01:35	
Dibromomethane	ug/L	ND	0.50	0.39	07/08/21 01:35	
Dichlorodifluoromethane	ug/L	ND	0.50	0.35	07/08/21 01:35	
Diisopropyl ether	ug/L	ND	0.50	0.31	07/08/21 01:35	

Results presented on this page are in the units indicated by the "Units" column except where an alternate unit is presented to the right of the result.

REPORT OF LABORATORY ANALYSIS

This report shall not be reproduced, except in full,
without the written consent of Pace Analytical Services, LLC.

Pace Analytical Services, LLC
9800 Kincey Ave. Suite 100
Huntersville, NC 28078
(704)875-9092

QUALITY CONTROL DATA

Project: CPC Huntesrville (7/6/21)
Pace Project No.: 92547899

METHOD BLANK: 3319664 Matrix: Water
Associated Lab Samples: 92547899013, 92547899014, 92547899015, 92547899016

Parameter	Units	Blank Result	Reporting Limit	MDL	Analyzed	Qualifiers
Ethylbenzene	ug/L	ND	0.50	0.30	07/08/21 01:35	
Hexachloro-1,3-butadiene	ug/L	ND	2.0	1.5	07/08/21 01:35	
Isopropylbenzene (Cumene)	ug/L	ND	0.50	0.33	07/08/21 01:35	
m&p-Xylene	ug/L	ND	1.0	0.71	07/08/21 01:35	
Methyl-tert-butyl ether	ug/L	ND	0.50	0.42	07/08/21 01:35	
Methylene Chloride	ug/L	ND	2.0	2.0	07/08/21 01:35	
n-Butylbenzene	ug/L	ND	0.50	0.49	07/08/21 01:35	
n-Propylbenzene	ug/L	ND	0.50	0.34	07/08/21 01:35	
Naphthalene	ug/L	ND	2.0	0.64	07/08/21 01:35	
o-Xylene	ug/L	ND	0.50	0.34	07/08/21 01:35	
sec-Butylbenzene	ug/L	ND	0.50	0.40	07/08/21 01:35	
Styrene	ug/L	ND	0.50	0.29	07/08/21 01:35	
tert-Butylbenzene	ug/L	ND	0.50	0.32	07/08/21 01:35	
Tetrachloroethene	ug/L	ND	0.50	0.29	07/08/21 01:35	
Toluene	ug/L	ND	0.50	0.48	07/08/21 01:35	
trans-1,2-Dichloroethene	ug/L	ND	0.50	0.40	07/08/21 01:35	
trans-1,3-Dichloropropene	ug/L	ND	0.50	0.36	07/08/21 01:35	
Trichloroethene	ug/L	ND	0.50	0.38	07/08/21 01:35	
Trichlorofluoromethane	ug/L	ND	1.0	0.30	07/08/21 01:35	
Vinyl chloride	ug/L	ND	1.0	0.39	07/08/21 01:35	
1,2-Dichloroethane-d4 (S)	%	98	70-130		07/08/21 01:35	
4-Bromofluorobenzene (S)	%	99	70-130		07/08/21 01:35	
Toluene-d8 (S)	%	101	70-130		07/08/21 01:35	

LABORATORY CONTROL SAMPLE: 3319665

Parameter	Units	Spike Conc.	LCS Result	LCS % Rec	% Rec Limits	Qualifiers
1,1,1,2-Tetrachloroethane	ug/L	50	54.2	108	60-140	
1,1,1-Trichloroethane	ug/L	50	46.4	93	60-140	
1,1,2,2-Tetrachloroethane	ug/L	50	50.4	101	60-140	
1,1,2-Trichloroethane	ug/L	50	51.1	102	60-140	
1,1-Dichloroethane	ug/L	50	46.4	93	60-140	
1,1-Dichloroethene	ug/L	50	44.4	89	60-140	
1,1-Dichloropropene	ug/L	50	47.5	95	60-140	
1,2,3-Trichlorobenzene	ug/L	50	53.6	107	60-140	
1,2,3-Trichloropropane	ug/L	50	51.3	103	60-140	
1,2,4-Trichlorobenzene	ug/L	50	51.9	104	60-140	
1,2,4-Trimethylbenzene	ug/L	50	50.4	101	60-140	
1,2-Dibromo-3-chloropropane	ug/L	50	57.7	115	60-140	
1,2-Dibromoethane (EDB)	ug/L	50	52.0	104	60-140	
1,2-Dichlorobenzene	ug/L	50	50.2	100	60-140	
1,2-Dichloroethane	ug/L	50	42.9	86	60-140	
1,2-Dichloropropane	ug/L	50	48.3	97	60-140	
1,3,5-Trimethylbenzene	ug/L	50	50.8	102	60-140	

Results presented on this page are in the units indicated by the "Units" column except where an alternate unit is presented to the right of the result.

REPORT OF LABORATORY ANALYSIS

This report shall not be reproduced, except in full,
without the written consent of Pace Analytical Services, LLC.

Pace Analytical Services, LLC
9800 Kincey Ave. Suite 100
Huntersville, NC 28078
(704)875-9092

QUALITY CONTROL DATA

Project: CPC Huntesrville (7/6/21)
Pace Project No.: 92547899

LABORATORY CONTROL SAMPLE: 3319665

Parameter	Units	Spike Conc.	LCS Result	LCS % Rec	% Rec Limits	Qualifiers
1,3-Dichlorobenzene	ug/L	50	50.1	100	60-140	
1,3-Dichloropropane	ug/L	50	50.1	100	60-140	
1,4-Dichlorobenzene	ug/L	50	50.2	100	60-140	
2,2-Dichloropropane	ug/L	50	43.9	88	60-140	
2-Chlorotoluene	ug/L	50	50.2	100	60-140	
4-Chlorotoluene	ug/L	50	49.1	98	60-140	
Benzene	ug/L	50	47.8	96	60-140	
Bromobenzene	ug/L	50	50.6	101	60-140	
Bromochloromethane	ug/L	50	49.9	100	60-140	
Bromodichloromethane	ug/L	50	50.7	101	60-140	
Bromoform	ug/L	50	60.7	121	60-140	
Bromomethane	ug/L	50	64.6	129	60-140	
Carbon tetrachloride	ug/L	50	50.1	100	60-140	
Chlorobenzene	ug/L	50	49.0	98	60-140	
Chloroethane	ug/L	50	47.1	94	60-140	
Chloroform	ug/L	50	48.2	96	60-140	
Chloromethane	ug/L	50	47.5	95	60-140	
cis-1,2-Dichloroethene	ug/L	50	46.1	92	60-140	
cis-1,3-Dichloropropene	ug/L	50	52.6	105	60-140	
Dibromochloromethane	ug/L	50	57.0	114	60-140	
Dibromomethane	ug/L	50	48.3	97	60-140	
Dichlorodifluoromethane	ug/L	50	39.0	78	60-140	
Diisopropyl ether	ug/L	50	46.1	92	60-140	
Ethylbenzene	ug/L	50	48.1	96	60-140	
Hexachloro-1,3-butadiene	ug/L	50	50.1	100	60-140	
Isopropylbenzene (Cumene)	ug/L	50	49.5	99	60-140	
m&p-Xylene	ug/L	100	96.3	96	60-140	
Methyl-tert-butyl ether	ug/L	50	50.3	101	60-140	
Methylene Chloride	ug/L	50	47.9	96	60-140	
n-Butylbenzene	ug/L	50	49.4	99	60-140	
n-Propylbenzene	ug/L	50	49.4	99	60-140	
Naphthalene	ug/L	50	54.5	109	60-140	
o-Xylene	ug/L	50	48.8	98	60-140	
sec-Butylbenzene	ug/L	50	48.4	97	60-140	
Styrene	ug/L	50	51.9	104	60-140	
tert-Butylbenzene	ug/L	50	42.8	86	60-140	
Tetrachloroethene	ug/L	50	48.1	96	60-140	
Toluene	ug/L	50	46.8	94	60-140	
trans-1,2-Dichloroethene	ug/L	50	46.3	93	60-140	
trans-1,3-Dichloropropene	ug/L	50	54.3	109	60-140	
Trichloroethene	ug/L	50	45.8	92	60-140	
Trichlorofluoromethane	ug/L	50	42.1	84	60-140	
Vinyl chloride	ug/L	50	45.9	92	60-140	
1,2-Dichloroethane-d4 (S)	%			96	70-130	
4-Bromofluorobenzene (S)	%			97	70-130	
Toluene-d8 (S)	%			98	70-130	

Results presented on this page are in the units indicated by the "Units" column except where an alternate unit is presented to the right of the result.

REPORT OF LABORATORY ANALYSIS

This report shall not be reproduced, except in full,
without the written consent of Pace Analytical Services, LLC.

Pace Analytical Services, LLC
9800 Kincey Ave. Suite 100
Huntersville, NC 28078
(704)875-9092

QUALITY CONTROL DATA

Project: CPC Huntesrville (7/6/21)
Pace Project No.: 92547899

MATRIX SPIKE & MATRIX SPIKE DUPLICATE: 3319666 3319667

Parameter	Units	92547459012 Result	MS Spike Conc.	MSD Spike Conc.	MS Result	MSD Result	MS % Rec	MSD % Rec	% Rec Limits	RPD	Max RPD	Qual
1,1,1,2-Tetrachloroethane	ug/L	ND	800	800	939	1010	117	126	60-140	7	30	
1,1,1-Trichloroethane	ug/L	ND	800	800	865	944	108	118	60-140	9	30	
1,1,2,2-Tetrachloroethane	ug/L	ND	800	800	855	912	107	114	60-140	6	30	
1,1,2-Trichloroethane	ug/L	ND	800	800	874	932	109	116	60-140	6	30	
1,1-Dichloroethane	ug/L	ND	800	800	844	898	105	112	60-140	6	30	
1,1-Dichloroethene	ug/L	ND	800	800	842	891	105	111	60-140	6	30	
1,1-Dichloropropene	ug/L	ND	800	800	852	915	106	114	60-140	7	30	
1,2,3-Trichlorobenzene	ug/L	ND	800	800	859	954	107	119	60-140	10	30	
1,2,3-Trichloropropane	ug/L	ND	800	800	879	934	110	117	60-140	6	30	
1,2,4-Trichlorobenzene	ug/L	ND	800	800	810	891	101	111	60-140	10	30	
1,2,4-Trimethylbenzene	ug/L	119	800	800	1010	1080	111	121	60-140	7	30	
1,2-Dibromo-3-chloropropane	ug/L	ND	800	800	893	1010	112	126	60-140	12	30	
1,2-Dibromoethane (EDB)	ug/L	ND	800	800	899	925	112	116	60-140	3	30	
1,2-Dichlorobenzene	ug/L	ND	800	800	849	936	106	117	60-140	10	30	
1,2-Dichloroethane	ug/L	ND	800	800	782	828	98	104	60-140	6	30	
1,2-Dichloropropane	ug/L	ND	800	800	825	908	103	113	60-140	10	30	
1,3,5-Trimethylbenzene	ug/L	37.0	800	800	927	994	111	120	60-140	7	30	
1,3-Dichlorobenzene	ug/L	ND	800	800	842	887	105	111	60-140	5	30	
1,3-Dichloropropane	ug/L	ND	800	800	871	929	109	116	60-140	6	30	
1,4-Dichlorobenzene	ug/L	ND	800	800	837	901	105	113	60-140	7	30	
2,2-Dichloropropane	ug/L	ND	800	800	673	735	84	92	60-140	9	30	
2-Chlorotoluene	ug/L	ND	800	800	905	958	113	120	60-140	6	30	
4-Chlorotoluene	ug/L	ND	800	800	863	925	108	116	60-140	7	30	
Benzene	ug/L	4760	800	800	5550	5950	98	149	60-140	7	30	M1
Bromobenzene	ug/L	ND	800	800	842	912	105	114	60-140	8	30	
Bromochloromethane	ug/L	ND	800	800	883	933	110	117	60-140	5	30	
Bromodichloromethane	ug/L	ND	800	800	889	961	111	120	60-140	8	30	
Bromoform	ug/L	ND	800	800	1030	1100	128	137	60-140	6	30	
Bromomethane	ug/L	ND	800	800	948	1070	119	133	60-140	12	30	
Carbon tetrachloride	ug/L	ND	800	800	939	1060	117	132	60-140	12	30	
Chlorobenzene	ug/L	ND	800	800	895	920	112	115	60-140	3	30	
Chloroethane	ug/L	ND	800	800	900	980	112	122	60-140	9	30	
Chloroform	ug/L	ND	800	800	873	906	109	113	60-140	4	30	
Chloromethane	ug/L	ND	800	800	849	935	106	117	60-140	10	30	
cis-1,2-Dichloroethene	ug/L	ND	800	800	834	873	104	109	60-140	5	30	
cis-1,3-Dichloropropene	ug/L	ND	800	800	841	909	105	114	60-140	8	30	
Dibromochloromethane	ug/L	ND	800	800	981	1010	123	126	60-140	3	30	
Dibromomethane	ug/L	ND	800	800	832	872	104	109	60-140	5	30	
Dichlorodifluoromethane	ug/L	ND	800	800	724	741	90	93	60-140	2	30	
Diisopropyl ether	ug/L	41.1	800	800	862	900	103	107	60-140	4	30	
Ethylbenzene	ug/L	388	800	800	1290	1350	112	120	60-140	5	30	
Hexachloro-1,3-butadiene	ug/L	ND	800	800	815	841	102	105	60-140	3	30	
Isopropylbenzene (Cumene)	ug/L	75.0	800	800	977	1040	113	120	60-140	6	30	
m&p-Xylene	ug/L	315	1600	1600	2060	2180	109	117	60-140	6	30	

Results presented on this page are in the units indicated by the "Units" column except where an alternate unit is presented to the right of the result.

REPORT OF LABORATORY ANALYSIS

This report shall not be reproduced, except in full,
without the written consent of Pace Analytical Services, LLC.

Pace Analytical Services, LLC
9800 Kincey Ave. Suite 100
Huntersville, NC 28078
(704)875-9092

QUALITY CONTROL DATA

Project: CPC Huntesrville (7/6/21)
Pace Project No.: 92547899

MATRIX SPIKE & MATRIX SPIKE DUPLICATE: 3319666 3319667

Parameter	Units	92547459012 Result	MS Spike Conc.	MSD Spike Conc.	MS Result	MSD Result	MS % Rec	MSD % Rec	% Rec Limits	RPD	Max RPD	Qual
Methyl-tert-butyl ether	ug/L	71.8	800	800	929	995	107	115	60-140	7	30	
Methylene Chloride	ug/L	ND	800	800	877	925	110	116	60-140	5	30	
n-Butylbenzene	ug/L	ND	800	800	823	905	103	113	60-140	9	30	
n-Propylbenzene	ug/L	180	800	800	1050	1120	109	118	60-140	7	30	
Naphthalene	ug/L	180	800	800	1040	1130	107	118	60-140	8	30	
o-Xylene	ug/L	22.0	800	800	888	934	108	114	60-140	5	30	
sec-Butylbenzene	ug/L	ND	800	800	853	932	107	116	60-140	9	30	
Styrene	ug/L	ND	800	800	925	947	116	118	60-140	2	30	
tert-Butylbenzene	ug/L	ND	800	800	775	841	97	105	60-140	8	30	
Tetrachloroethene	ug/L	ND	800	800	878	899	110	112	60-140	2	30	
Toluene	ug/L	153	800	800	993	1060	105	113	60-140	6	30	
trans-1,2-Dichloroethene	ug/L	ND	800	800	834	898	104	112	60-140	7	30	
trans-1,3-Dichloropropene	ug/L	ND	800	800	896	935	112	117	60-140	4	30	
Trichloroethene	ug/L	ND	800	800	835	890	104	111	60-140	6	30	
Trichlorofluoromethane	ug/L	ND	800	800	841	880	105	110	60-140	5	30	
Vinyl chloride	ug/L	ND	800	800	834	881	104	110	60-140	5	30	
1,2-Dichloroethane-d4 (S)	%						99	98	70-130			
4-Bromofluorobenzene (S)	%						100	98	70-130			
Toluene-d8 (S)	%						97	99	70-130			

Results presented on this page are in the units indicated by the "Units" column except where an alternate unit is presented to the right of the result.

REPORT OF LABORATORY ANALYSIS

This report shall not be reproduced, except in full,
without the written consent of Pace Analytical Services, LLC.

Pace Analytical Services, LLC
9800 Kincey Ave. Suite 100
Huntersville, NC 28078
(704)875-9092

QUALIFIERS

Project: CPC Huntesrville (7/6/21)
Pace Project No.: 92547899

DEFINITIONS

DF - Dilution Factor, if reported, represents the factor applied to the reported data due to dilution of the sample aliquot.

ND - Not Detected at or above adjusted reporting limit.

TNTC - Too Numerous To Count

J - Estimated concentration above the adjusted method detection limit and below the adjusted reporting limit.

MDL - Adjusted Method Detection Limit.

PQL - Practical Quantitation Limit.

RL - Reporting Limit - The lowest concentration value that meets project requirements for quantitative data with known precision and bias for a specific analyte in a specific matrix.

S - Surrogate

1,2-Diphenylhydrazine decomposes to and cannot be separated from Azobenzene using Method 8270. The result for each analyte is a combined concentration.

Consistent with EPA guidelines, unrounded data are displayed and have been used to calculate % recovery and RPD values.

LCS(D) - Laboratory Control Sample (Duplicate)

MS(D) - Matrix Spike (Duplicate)

DUP - Sample Duplicate

RPD - Relative Percent Difference

NC - Not Calculable.

SG - Silica Gel - Clean-Up

U - Indicates the compound was analyzed for, but not detected.

Acid preservation may not be appropriate for 2 Chloroethylvinyl ether.

A separate vial preserved to a pH of 4-5 is recommended in SW846 Chapter 4 for the analysis of Acrolein and Acrylonitrile by EPA Method 8260.

N-Nitrosodiphenylamine decomposes and cannot be separated from Diphenylamine using Method 8270. The result reported for each analyte is a combined concentration.

Pace Analytical is TNI accredited. Contact your Pace PM for the current list of accredited analytes.

TNI - The NELAC Institute.

ANALYTE QUALIFIERS

M1	Matrix spike recovery exceeded QC limits. Batch accepted based on laboratory control sample (LCS) recovery.
N2	The lab does not hold NELAC/TNI accreditation for this parameter but other accreditations/certifications may apply. A complete list of accreditations/certifications is available upon request.

This report shall not be reproduced, except in full,
without the written consent of Pace Analytical Services, LLC.

Pace Analytical Services, LLC
9800 Kincey Ave. Suite 100
Huntersville, NC 28078
(704)875-9092

QUALITY CONTROL DATA CROSS REFERENCE TABLE

Project: CPC Huntesrville (7/6/21)
Pace Project No.: 92547899

Lab ID	Sample ID	QC Batch Method	QC Batch	Analytical Method	Analytical Batch
92547899001	**MW-08**	MADEP VPH	631905		
92547899002	**MW-13**	MADEP VPH	631905		
92547899003	**MW-14**	MADEP VPH	631905		
92547899004	**MW-14D**	MADEP VPH	631905		
92547899005	**MW-45**	MADEP VPH	631905		
92547899006	**MW-49**	MADEP VPH	631905		
92547899007	**MW-50**	MADEP VPH	632209		
92547899008	**MW-51**	MADEP VPH	631905		
92547899009	**MW-60**	MADEP VPH	631905		
92547899010	**MW-62D**	MADEP VPH	631905		
92547899011	**MW-76**	MADEP VPH	631905		
92547899012	**DUP-1-20210706**	MADEP VPH	631905		
92547899013	**DUP-2-20210706**	MADEP VPH	631905		
92547899014	**EB-1-20210706**	MADEP VPH	631912		
92547899001	**MW-08**	EPA 3010A	631828	EPA 6010D	631936
92547899002	**MW-13**	EPA 3010A	631828	EPA 6010D	631936
92547899003	**MW-14**	EPA 3010A	631828	EPA 6010D	631936
92547899004	**MW-14D**	EPA 3010A	631828	EPA 6010D	631936
92547899005	**MW-45**	EPA 3010A	631828	EPA 6010D	631936
92547899006	**MW-49**	EPA 3010A	631828	EPA 6010D	631936
92547899007	**MW-50**	EPA 3010A	631828	EPA 6010D	631936
92547899008	**MW-51**	EPA 3010A	631828	EPA 6010D	631936
92547899009	**MW-60**	EPA 3010A	631828	EPA 6010D	631936
92547899010	**MW-62D**	EPA 3010A	631828	EPA 6010D	631936
92547899011	**MW-76**	EPA 3010A	631828	EPA 6010D	631936
92547899012	**DUP-1-20210706**	EPA 3010A	631828	EPA 6010D	631936
92547899013	**DUP-2-20210706**	EPA 3010A	631828	EPA 6010D	631936
92547899014	**EB-1-20210706**	EPA 3010A	631828	EPA 6010D	631936
92547899001	**MW-08**	SM 6200B	631873		
92547899002	**MW-13**	SM 6200B	631873		
92547899003	**MW-14**	SM 6200B	631873		
92547899004	**MW-14D**	SM 6200B	631873		
92547899005	**MW-45**	SM 6200B	631873		
92547899006	**MW-49**	SM 6200B	631873		
92547899007	**MW-50**	SM 6200B	631873		
92547899008	**MW-51**	SM 6200B	631873		
92547899009	**MW-60**	SM 6200B	631873		
92547899010	**MW-62D**	SM 6200B	631873		
92547899011	**MW-76**	SM 6200B	631873		
92547899012	**DUP-1-20210706**	SM 6200B	631873		
92547899013	**DUP-2-20210706**	SM 6200B	631933		
92547899014	**EB-1-20210706**	SM 6200B	631933		
92547899015	**Trip Blank**	SM 6200B	631933		
92547899016	**Trip Blank**	SM 6200B	631933		

This report shall not be reproduced, except in full,
without the written consent of Pace Analytical Services, LLC.

Laboratory receiving samples:
Asheville ☐ Eden ☐ Greenwood ☐ Huntersville ☒ Raleigh ☐ Mechanicsville ☐ Atlanta ☐ Kernersville ☐

Sample Condition Upon Receipt

Client Name: AECOM

Project #: WO# : 92547899

92547899

Courier: ☐ Fed Ex ☐ UPS ☐ USPS ☒ Client ☐ Commercial ☐ Pace ☐ Other:____

Custody Seal Present? ☐ Yes ☐ No **Seals Intact?** ☐ Yes ☐ No

Date/Initials Person Examining Contents: 7/6/24 DO

Packing Material: ☒ Bubble Wrap ☒ Bubble Bags ☐ None ☐ Other

Biological Tissue Frozen? ☐ Yes ☐ No ☒ N/A

Thermometer: ☒ IR Gun ID: 92T064 **Type of Ice:** ☒ Wet ☐ Blue ☐ None

Cooler Temp: 1.3, 4.1 **Correction Factor:** Add/Subtract (°C) -0.1

Cooler Temp Corrected (°C): 1.2, 4.0

Temp should be above freezing to 6°C
☐ Samples out of temp criteria. Samples on ice, cooling process has begun

USDA Regulated Soil (☒ N/A, water sample)
Did samples originate in a quarantine zone within the United States: CA, NY, or SC (check maps)? ☐ Yes ☐ No

Did samples originate from a foreign source (internationally, including Hawaii and Puerto Rico)? ☐ Yes ☐ No

				Comments/Discrepancy:
Chain of Custody Present?	☒ Yes	☐ No	☐ N/A	1.
Samples Arrived within Hold Time?	☒ Yes	☐ No	☐ N/A	2.
Short Hold Time Analysis (<72 hr.)?	☐ Yes	☒ No	☐ N/A	3.
Rush Turn Around Time Requested?	☒ Yes	☐ No	☐ N/A	4.
Sufficient Volume?	☒ Yes	☐ No	☐ N/A	5.
Correct Containers Used?	☒ Yes	☐ No	☐ N/A	6.
-Pace Containers Used?	☒ Yes	☐ No	☐ N/A	
Containers Intact?	☒ Yes	☐ No	☐ N/A	7.
Dissolved analysis: Samples Field Filtered?	☐ Yes	☐ No	☒ N/A	8.
Sample Labels Match COC? -Includes Date/Time/ID/Analysis Matrix: WT	☒ Yes	☐ No	☐ N/A	9.
Headspace in VOA Vials (>5-6mm)?	☐ Yes	☒ No	☐ N/A	10.
Trip Blank Present?	☒ Yes	☐ No	☐ N/A	11.
Trip Blank Custody Seals Present?	☒ Yes	☐ No	☐ N/A	

COMMENTS/SAMPLE DISCREPANCY

Field Data Required? ☐ Yes ☐ No

Lot ID of split containers:

CLIENT NOTIFICATION/RESOLUTION

Person contacted: _____ Date/Time: _____

Project Manager SCURF Review: _____ **Date:** _____

Project Manager SRF Review: _____ **Date:** _____

WO# : 92547899
PM: NMG Due Date: 07/09/21
CLIENT: 92-AECOM CHA

***Check mark top half of box if pH and/or dechlorination is verified and within the acceptance range for preservation samples.**

Exceptions: VOA, Coliform, TOC, Oil and Grease, DRO/8015 (water) DOC, LLHg

****Bottom half of box is to list number of bottles**

Project #

Item#	BP4U-125 mL Plastic Unpreserved (N/A) (Cl-)	BP3U-250 mL Plastic Unpreserved (N/A)	BP2U-500 mL Plastic Unpreserved (N/A)	BP1U-1 liter Plastic Unpreserved (N/A)	BP4S-125 mL Plastic H2SO4 (pH < 2) (Cl-)	BP3N-250 mL plastic HNO3 (pH < 2)	BP4Z-125 mL Plastic ZN Acetate & NaOH (>9)	BP4C-125 mL Plastic NaOH (pH > 12) (Cl-)	WGFU-Wide-mouthed Glass jar Unpreserved	AG1U-1 liter Amber Unpreserved (N/A) (Cl-)	AG1H-1 liter Amber HCl (pH < 2)	AG3U-250 mL Amber Unpreserved (N/A) (Cl-)	AG1S-1 liter Amber H2SO4 (pH < 2)	AG3S-250 mL Amber H2SO4 (pH < 2)	AG3A(DG3A)-250 mL Amber NH4Cl (N/A)(Cl-)	DG9H-40 mL VOA HCl (N/A)	VG9T-40 mL VOA Na2S2O3 (N/A)	VG9U-40 mL VOA Unp (N/A)	DG9P-40 mL VOA H3PO4 (N/A)	VOAK (6 vials per kit)-5035 kit (N/A)	V/GK (3 vials per kit)-VPH/Gas kit (N/A)	SP5T-125 mL Sterile Plastic (N/A – lab)	SP2T-250 mL Sterile Plastic (N/A – lab)		BP3A-250 mL Plastic (NH2)2SO4 (9.3-9.7)	AG0U-100 mL Amber Unpreserved vials (N/A)	VSGU-20 mL Scintillation vials (N/A)	DG9U-40 mL Amber Unpreserved vials (N/A)
1						1										7													
2						1										7													
3						1										7													
4						1										7													
5						1										7													
6						1										7													
7						1										7													
8						1										7													
9						1										7													
10						1										7													
11						1										7													
12						1										7													

pH Adjustment Log for Preserved Samples

Sample ID	Type of Preservative	pH upon receipt	Date preservation adjusted	Time preservation adjusted	Amount of Preservative added	Lot #

Note: Whenever there is a discrepancy affecting North Carolina compliance samples, a copy of this form will be sent to the North Carolina DEHNR Certification Office (i.e. Out of hold, incorrect preservative, out of temp, incorrect containers.

***Check mark top half of box if pH and/or dechlorination is verified and within the acceptance range for preservation samples.**

Exceptions: VOA, Coliform, TOC, Oil and Grease, DRO/8015 (water) DOC, LLHg

****Bottom half of box is to list number of bottles**

Project **WO# : 92547899**

PM: NMG Due Date: 07/09/21

CLIENT: 92-AECOM CHA

Item#	BP4U-125 mL Plastic Unpreserved (N/A) (Cl-)	BP3U-250 mL Plastic Unpreserved (N/A)	BP2U-500 mL Plastic Unpreserved (N/A)	BP1U-1 liter Plastic Unpreserved (N/A)	BP4S-125 mL Plastic H2SO4 (pH < 2) (Cl-)	BP3N-250 mL plastic HNO3 (pH < 2)	BP4Z-125 mL Plastic ZN Acetate & NaOH (>9)	BP4C-125 mL Plastic NaOH (pH > 12) (Cl-)	WGFU-Wide-mouthed Glass jar Unpreserved	AG1U-1 liter Amber Unpreserved (N/A) (Cl-)	AG1H-1 liter Amber HCl (pH < 2)	AG3U-250 mL Amber Unpreserved (N/A) (Cl-)	AG1S-1 liter Amber H2SO4 (pH < 2)	AG3S-250 mL Amber H2SO4 (pH < 2)	AG3A(DG3A)-250 mL Amber NH4Cl (N/A)(Cl-)	DG9H-40 mL VOA HCl (N/A)	VG9T-40 mL VOA Na2S2O3 (N/A)	VG9U-40 mL VOA Unp (N/A)	DG9P-40 mL VOA H3PO4 (N/A)	VOAK (6 vials per kit)-5035 kit (N/A)	V/GK (3 vials per kit)-VPH/Gas kit (N/A)	SP5T-125 mL Sterile Plastic (N/A – lab)	SP2T-250 mL Sterile Plastic (N/A – lab)		BP3A-250 mL Plastic (NH2)2SO4 (9.3-9.7)	AG0U-100 mL Amber Unpreserved vials (N/A)	VSGU-20 mL Scintillation vials (N/A)	DG9U-40 mL Amber Unpreserved vials (N/A)
1						1 ✓										7													
2						1 ✓										7													
3																2													
4																2													
5																													
6																													
7																													
8																													
9																													
10																													
11																													
12																													

pH Adjustment Log for Preserved Samples

Sample ID	Type of Preservative	pH upon receipt	Date preservation adjusted	Time preservation adjusted	Amount of Preservative added	Lot #

Note: Whenever there is a discrepancy affecting North Carolina compliance samples, a copy of this form will be sent to the North Carolina DEHNR Certification Office (i.e. Out of hold, incorrect preservative, out of temp, incorrect containers.

Pink

CHAIN-OF-CUSTODY / Analytical Request Document

The Chain-of-Custody is a LEGAL DOCUMENT. All relevant fields must be completed accurately.

Pace Analytical WWW.PACELABS.COM

Submitting a sample via this chain of custody constitutes acknowledgment and acceptance of the Pace Terms and Conditions found at https://info.pacelabs.com/hubfs/pas-standard-terms.pdf.

Page : 1 Of 2

Section A
Required Client Information:
Company: AECOM
Address: 6000 Fairview Road
Suite 200, Charlotte, NC 28226
Email:
Phone: (704)522-0330 Fax:
Requested Due Date: 3 day TAT

Section B
Required Project Information:
Report To: Andrew Wreschnig
Copy To:
Purchase Order #:
Project Name: CPC Huntersville
Project #:

Section C
Invoice Information:
Attention:
Company Name:
Address:
Pace Quote:
Pace Project Manager: nicole.d'oleo@pacelabs.com,
Pace Profile #: 12518-3

Regulatory Agency
State / Location: NC

Requested Analysis Filtered (Y/N)

ITEM #	SAMPLE ID (One Character per box. (A-Z, 0-9 / , -) Sample Ids must be unique)	MATRIX CODE (see valid codes to left)	SAMPLE TYPE (G=GRAB C=COMP)	COLLECTED START DATE	COLLECTED START TIME	COLLECTED END DATE	COLLECTED END TIME	SAMPLE TEMP AT COLLECTION	# OF CONTAINERS	Preservatives: Unpreserved	H2SO4	HNO3	HCl	NaOH	Na2S2O3	Methanol	Other	Analyses Test Y/N	6200B	NC VPH	6010 Lead	Trip BLANK	Residual Chlorine (Y/N)	92547899
1	MW-08	W	G			7/6/21	1241		8			X	X						X	X	X			001
2	MW-13						1050																	002
3	MW-14						1000																	003
4	MW-14D						1235																	004
5	MW-45						1315																	005
6	MW-49						1450																	006
7	MW-50						1320																	007
8	MW-51						1125																	008
9	MW-60						1412																	009
10	MW-62D						1525																	010
11	MW-76						1055																	011
12	DUP-1-20210706						—																	012

MATRIX CODE: Drinking Water DW; Water WT; Waste Water WW; Product P; Soil/Solid SL; Oil OL; Wipe WP; Air AR; Other OT; Tissue TS

ADDITIONAL COMMENTS	RELINQUISHED BY / AFFILIATION	DATE	TIME	ACCEPTED BY / AFFILIATION	DATE	TIME	SAMPLE CONDITIONS			
3 day TAT	Emily R. Love / AECOM	7/6/21	1745	Pace Nathan Sells	7-6-21	1745	1.2 / 4.0	Y	N	Y

SAMPLER NAME AND SIGNATURE
PRINT Name of SAMPLER: Emily Love
SIGNATURE of SAMPLER: Emily R. Love
DATE Signed: 7/6/2021

TEMP in C	Received on Ice (Y/N)	Custody Sealed Cooler (Y/N)	Samples Intact (Y/N)

Pink

CHAIN-OF-CUSTODY / Analytical Request Document

The Chain-of-Custody is a LEGAL DOCUMENT. All relevant fields must be completed accurately.

Pace Analytical WWW.PACELABS.COM

Submitting a sample via this chain of custody constitutes acknowledgment and acceptance of the Pace Terms and Conditions found at https://info.pacelabs.com/hubfs/pas-standard-terms.pdf.

Page : 1 Of 1

Section A
Required Client Information:
Company: AECOM
Address: 6000 Fairview Road
Suite 200, Charlotte, NC 28226
Email:
Phone: (704)522-0330 Fax:
Requested Due Date: 3 day TAT

Section B
Required Project Information:
Report To: Andrew Wreschnig
Copy To:
Purchase Order #:
Project Name: CPC Huntersville
Project #:

Section C
Invoice Information:
Attention:
Company Name:
Address:
Pace Quote:
Pace Project Manager: nicole.d'oleo@pacelabs.com,
Pace Profile #: 12518-3

Regulatory Agency:
State / Location: NC

MATRIX CODE: Drinking Water DW; Water WT; Waste Water WW; Product P; Soil/Solid SL; Oil OL; Wipe WP; Air AR; Other OT; Tissue TS

ITEM #	SAMPLE ID (One Character per box. (A-Z, 0-9 / , -) Sample Ids must be unique)	MATRIX CODE (see valid codes to left)	SAMPLE TYPE (G=GRAB C=COMP)	COLLECTED START DATE	COLLECTED START TIME	COLLECTED END DATE	COLLECTED END TIME	SAMPLE TEMP AT COLLECTION	# OF CONTAINERS	Preservatives: Unpreserved	H2SO4	HNO3	HCl	NaOH	Na2S2O3	Methanol	Other	Analyses Test Y/N	6200B	NC VPH	6010 Lead	Trip BLANK	Residual Chlorine (Y/N)	
1	DUP-2-20210706	WT	G			7/6/21	-		8			X	X						X	X	X			013
2	EB-1-20210706	WT	G			7/6/21	1545		1			1	1						1	1	1			014
3	Trip Blank	WT						Lab Provided											1			1	X		015
4	Trip Blank	WT						Lab Provided											1			1	X		016
5																									
6																									
7																									
8																									
9																									
10																									
11																									
12																									

ADDITIONAL COMMENTS	RELINQUISHED BY / AFFILIATION	DATE	TIME	ACCEPTED BY / AFFILIATION	DATE	TIME
3 day TAT	Emily R. Jove / AECOM	7/6/21	1745	Ice Pace HL	7/6/21	1748

SAMPLER NAME AND SIGNATURE
PRINT Name of SAMPLER: Emily Love
SIGNATURE of SAMPLER: Emily R. Jove
DATE Signed: 7/6/2021

SAMPLE CONDITIONS			
TEMP in C	1.2 / 4.0		
Received on Ice (Y/N)	Y	N	Y
Custody Sealed Cooler (Y/N)			
Samples Intact (Y/N)			

Pace Analytical Services, LLC
9800 Kincey Ave. Suite 100
Huntersville, NC 28078
(704)875-9092

July 09, 2021

Andrew Wreschnig
AECOM
6000 Fairview Road
Suite 200
Charlotte, NC 28210

RE: Project: CPC Huntersville (7/6/21)
Pace Project No.: 92547901

Dear Andrew Wreschnig:

Enclosed are the analytical results for sample(s) received by the laboratory on July 06, 2021. The results relate only to the samples included in this report. Results reported herein conform to the applicable TNI/NELAC Standards and the laboratory's Quality Manual, where applicable, unless otherwise noted in the body of the report.

The test results provided in this final report were generated by each of the following laboratories within the Pace Network:

- Pace Analytical Services - Asheville
- Pace Analytical Services - Charlotte

If you have any questions concerning this report, please feel free to contact me.

Sincerely,

Nicole D'Oleo

Nicole D'Oleo
nicole.d'oleo@pacelabs.com
(704)875-9092
Project Manager

Enclosures

cc: Teresa Amentt Jennings, AECOM
Jeff Morrison, Colonial Pipeline Company

This report shall not be reproduced, except in full,
without the written consent of Pace Analytical Services, LLC.

Pace Analytical Services, LLC
9800 Kincey Ave. Suite 100
Huntersville, NC 28078
(704)875-9092

CERTIFICATIONS

Project: CPC Huntersville (7/6/21)
Pace Project No.: 92547901

Pace Analytical Services Charlotte
9800 Kincey Ave. Ste 100, Huntersville, NC 28078
Louisiana/NELAP Certification # LA170028
North Carolina Drinking Water Certification #: 37706
North Carolina Field Services Certification #: 5342
North Carolina Wastewater Certification #: 12
South Carolina Certification #: 99006001
Florida/NELAP Certification #: E87627
Kentucky UST Certification #: 84
Virginia/VELAP Certification #: 460221

Pace Analytical Services Asheville
2225 Riverside Drive, Asheville, NC 28804
Florida/NELAP Certification #: E87648
North Carolina Drinking Water Certification #: 37712
North Carolina Wastewater Certification #: 40
South Carolina Certification #: 99030001
Virginia/VELAP Certification #: 460222

REPORT OF LABORATORY ANALYSIS

This report shall not be reproduced, except in full,
without the written consent of Pace Analytical Services, LLC.

Pace Analytical Services, LLC
9800 Kincey Ave. Suite 100
Huntersville, NC 28078
(704)875-9092

SAMPLE SUMMARY

Project: CPC Huntersville (7/6/21)
Pace Project No.: 92547901

Lab ID	Sample ID	Matrix	Date Collected	Date Received
92547901001	**MW-42**	Water	07/06/21 10:20	07/06/21 17:45
92547901002	**MW-66**	Water	07/06/21 15:00	07/06/21 17:45
92547901003	**MW-67**	Water	07/06/21 15:10	07/06/21 17:45
92547901004	**MW-68**	Water	07/06/21 12:10	07/06/21 17:45
92547901005	**FB-2-20210706**	Water	07/06/21 15:50	07/06/21 17:45
92547901006	**Trip Blank**	Water	07/06/21 00:00	07/06/21 17:45

This report shall not be reproduced, except in full,
without the written consent of Pace Analytical Services, LLC.

Pace Analytical Services, LLC
9800 Kincey Ave. Suite 100
Huntersville, NC 28078
(704)875-9092

SAMPLE ANALYTE COUNT

Project: CPC Huntersville (7/6/21)
Pace Project No.: 92547901

Lab ID	Sample ID	Method	Analysts	Analytes Reported	Laboratory
92547901001	**MW-42**	MADEP VPH	MAD	6	PASI-C
		EPA 6010D	SH1	1	PASI-A
		SM 6200B	PM1	63	PASI-C
92547901002	**MW-66**	MADEP VPH	MAD	6	PASI-C
		EPA 6010D	SH1	1	PASI-A
		SM 6200B	PM1	63	PASI-C
92547901003	**MW-67**	MADEP VPH	MAD	6	PASI-C
		EPA 6010D	SH1	1	PASI-A
		SM 6200B	PM1	63	PASI-C
92547901004	**MW-68**	MADEP VPH	MAD	6	PASI-C
		EPA 6010D	SH1	1	PASI-A
		SM 6200B	PM1	63	PASI-C
92547901005	**FB-2-20210706**	MADEP VPH	MAD	6	PASI-C
		SM 6200B	PM1	63	PASI-C
92547901006	**Trip Blank**	SM 6200B	PM1	63	PASI-C

PASI-A = Pace Analytical Services - Asheville
PASI-C = Pace Analytical Services - Charlotte

This report shall not be reproduced, except in full,
without the written consent of Pace Analytical Services, LLC.

Pace Analytical Services, LLC
9800 Kincey Ave. Suite 100
Huntersville, NC 28078
(704)875-9092

ANALYTICAL RESULTS

Project: CPC Huntersville (7/6/21)
Pace Project No.: 92547901

Sample: MW-42 **Lab ID: 92547901001** Collected: 07/06/21 10:20 Received: 07/06/21 17:45 Matrix: Water

Parameters	Results	Units	Report Limit	MDL	DF	Prepared	Analyzed	CAS No.	Qual
VPH NC Water	Analytical Method: MADEP VPH Pace Analytical Services - Charlotte								
Total VPH (C5-C12)	ND	ug/L	50.0	50.0	1		07/08/21 03:40		N2
Aliphatic (C05-C08)	ND	ug/L	50.0	50.0	1		07/08/21 03:40		N2
Aliphatic(C09-C12) Adjusted	ND	ug/L	50.0	50.0	1		07/08/21 03:40		N2
Aromatic (C09-C10)	ND	ug/L	50.0	50.0	1		07/08/21 03:40		N2
Surrogates									
4-Bromofluorobenzene (FID) (S)	106	%	70-130		1		07/08/21 03:40	460-00-4	
4-Bromofluorobenzene (PID) (S)	103	%	70-130		1		07/08/21 03:40	460-00-4	
6010 MET ICP	Analytical Method: EPA 6010D Preparation Method: EPA 3010A Pace Analytical Services - Asheville								
Lead	**5.3**	ug/L	5.0	4.5	1	07/07/21 12:50	07/07/21 21:27	7439-92-1	
6200B MSV	Analytical Method: SM 6200B Pace Analytical Services - Charlotte								
Benzene	ND	ug/L	0.50	0.34	1		07/08/21 03:58	71-43-2	
Bromobenzene	ND	ug/L	0.50	0.29	1		07/08/21 03:58	108-86-1	
Bromochloromethane	ND	ug/L	0.50	0.47	1		07/08/21 03:58	74-97-5	
Bromodichloromethane	ND	ug/L	0.50	0.31	1		07/08/21 03:58	75-27-4	
Bromoform	ND	ug/L	0.50	0.34	1		07/08/21 03:58	75-25-2	
Bromomethane	ND	ug/L	5.0	1.7	1		07/08/21 03:58	74-83-9	
n-Butylbenzene	ND	ug/L	0.50	0.49	1		07/08/21 03:58	104-51-8	
sec-Butylbenzene	ND	ug/L	0.50	0.40	1		07/08/21 03:58	135-98-8	
tert-Butylbenzene	ND	ug/L	0.50	0.32	1		07/08/21 03:58	98-06-6	
Carbon tetrachloride	ND	ug/L	0.50	0.33	1		07/08/21 03:58	56-23-5	
Chlorobenzene	ND	ug/L	0.50	0.28	1		07/08/21 03:58	108-90-7	
Chloroethane	ND	ug/L	1.0	0.65	1		07/08/21 03:58	75-00-3	
Chloroform	**2.2**	ug/L	0.50	0.35	1		07/08/21 03:58	67-66-3	
Chloromethane	ND	ug/L	1.0	0.54	1		07/08/21 03:58	74-87-3	
2-Chlorotoluene	ND	ug/L	0.50	0.32	1		07/08/21 03:58	95-49-8	
4-Chlorotoluene	ND	ug/L	0.50	0.32	1		07/08/21 03:58	106-43-4	
1,2-Dibromo-3-chloropropane	ND	ug/L	1.0	0.34	1		07/08/21 03:58	96-12-8	
Dibromochloromethane	ND	ug/L	0.50	0.36	1		07/08/21 03:58	124-48-1	
1,2-Dibromoethane (EDB)	ND	ug/L	0.50	0.27	1		07/08/21 03:58	106-93-4	
Dibromomethane	ND	ug/L	0.50	0.39	1		07/08/21 03:58	74-95-3	
1,2-Dichlorobenzene	ND	ug/L	0.50	0.34	1		07/08/21 03:58	95-50-1	
1,3-Dichlorobenzene	ND	ug/L	0.50	0.34	1		07/08/21 03:58	541-73-1	
1,4-Dichlorobenzene	ND	ug/L	0.50	0.33	1		07/08/21 03:58	106-46-7	
Dichlorodifluoromethane	ND	ug/L	0.50	0.35	1		07/08/21 03:58	75-71-8	
1,1-Dichloroethane	ND	ug/L	0.50	0.37	1		07/08/21 03:58	75-34-3	
1,2-Dichloroethane	ND	ug/L	0.50	0.32	1		07/08/21 03:58	107-06-2	
1,1-Dichloroethene	ND	ug/L	0.50	0.35	1		07/08/21 03:58	75-35-4	
cis-1,2-Dichloroethene	ND	ug/L	0.50	0.38	1		07/08/21 03:58	156-59-2	
trans-1,2-Dichloroethene	ND	ug/L	0.50	0.40	1		07/08/21 03:58	156-60-5	
1,2-Dichloropropane	ND	ug/L	0.50	0.36	1		07/08/21 03:58	78-87-5	
1,3-Dichloropropane	ND	ug/L	0.50	0.28	1		07/08/21 03:58	142-28-9	

REPORT OF LABORATORY ANALYSIS

This report shall not be reproduced, except in full,
without the written consent of Pace Analytical Services, LLC.

Pace Analytical Services, LLC
9800 Kincey Ave. Suite 100
Huntersville, NC 28078
(704)875-9092

ANALYTICAL RESULTS

Project: CPC Huntersville (7/6/21)
Pace Project No.: 92547901

Sample: MW-42 **Lab ID: 92547901001** Collected: 07/06/21 10:20 Received: 07/06/21 17:45 Matrix: Water

Parameters	Results	Units	Report Limit	MDL	DF	Prepared	Analyzed	CAS No.	Qual
6200B MSV	Analytical Method: SM 6200B Pace Analytical Services - Charlotte								
2,2-Dichloropropane	ND	ug/L	0.50	0.39	1		07/08/21 03:58	594-20-7	
1,1-Dichloropropene	ND	ug/L	0.50	0.43	1		07/08/21 03:58	563-58-6	
cis-1,3-Dichloropropene	ND	ug/L	0.50	0.36	1		07/08/21 03:58	10061-01-5	
trans-1,3-Dichloropropene	ND	ug/L	0.50	0.36	1		07/08/21 03:58	10061-02-6	
Diisopropyl ether	ND	ug/L	0.50	0.31	1		07/08/21 03:58	108-20-3	
Ethylbenzene	ND	ug/L	0.50	0.30	1		07/08/21 03:58	100-41-4	
Hexachloro-1,3-butadiene	ND	ug/L	2.0	1.5	1		07/08/21 03:58	87-68-3	
Isopropylbenzene (Cumene)	ND	ug/L	0.50	0.33	1		07/08/21 03:58	98-82-8	
Methylene Chloride	ND	ug/L	2.0	2.0	1		07/08/21 03:58	75-09-2	
Methyl-tert-butyl ether	ND	ug/L	0.50	0.42	1		07/08/21 03:58	1634-04-4	
Naphthalene	ND	ug/L	2.0	0.64	1		07/08/21 03:58	91-20-3	
n-Propylbenzene	ND	ug/L	0.50	0.34	1		07/08/21 03:58	103-65-1	
Styrene	ND	ug/L	0.50	0.29	1		07/08/21 03:58	100-42-5	
1,1,1,2-Tetrachloroethane	ND	ug/L	0.50	0.31	1		07/08/21 03:58	630-20-6	
1,1,2,2-Tetrachloroethane	ND	ug/L	0.50	0.22	1		07/08/21 03:58	79-34-5	
Tetrachloroethene	ND	ug/L	0.50	0.29	1		07/08/21 03:58	127-18-4	
Toluene	ND	ug/L	0.50	0.48	1		07/08/21 03:58	108-88-3	
1,2,3-Trichlorobenzene	ND	ug/L	2.0	0.81	1		07/08/21 03:58	87-61-6	
1,2,4-Trichlorobenzene	ND	ug/L	2.0	0.64	1		07/08/21 03:58	120-82-1	
1,1,1-Trichloroethane	ND	ug/L	0.50	0.33	1		07/08/21 03:58	71-55-6	
1,1,2-Trichloroethane	ND	ug/L	0.50	0.32	1		07/08/21 03:58	79-00-5	
Trichloroethene	ND	ug/L	0.50	0.38	1		07/08/21 03:58	79-01-6	
Trichlorofluoromethane	ND	ug/L	1.0	0.30	1		07/08/21 03:58	75-69-4	
1,2,3-Trichloropropane	ND	ug/L	0.50	0.26	1		07/08/21 03:58	96-18-4	
1,2,4-Trimethylbenzene	ND	ug/L	0.50	0.50	1		07/08/21 03:58	95-63-6	
1,3,5-Trimethylbenzene	ND	ug/L	0.50	0.33	1		07/08/21 03:58	108-67-8	
Vinyl chloride	ND	ug/L	1.0	0.39	1		07/08/21 03:58	75-01-4	
m&p-Xylene	ND	ug/L	1.0	0.71	1		07/08/21 03:58	179601-23-1	
o-Xylene	ND	ug/L	0.50	0.34	1		07/08/21 03:58	95-47-6	
Surrogates									
1,2-Dichloroethane-d4 (S)	101	%	70-130		1		07/08/21 03:58	17060-07-0	
4-Bromofluorobenzene (S)	100	%	70-130		1		07/08/21 03:58	460-00-4	
Toluene-d8 (S)	99	%	70-130		1		07/08/21 03:58	2037-26-5	

REPORT OF LABORATORY ANALYSIS

This report shall not be reproduced, except in full,
without the written consent of Pace Analytical Services, LLC.

Pace Analytical Services, LLC
9800 Kincey Ave. Suite 100
Huntersville, NC 28078
(704)875-9092

ANALYTICAL RESULTS

Project: CPC Huntersville (7/6/21)
Pace Project No.: 92547901

Sample: MW-66 **Lab ID: 92547901002** Collected: 07/06/21 15:00 Received: 07/06/21 17:45 Matrix: Water

Parameters	Results	Units	Report Limit	MDL	DF	Prepared	Analyzed	CAS No.	Qual
VPH NC Water	Analytical Method: MADEP VPH Pace Analytical Services - Charlotte								
Total VPH (C5-C12)	ND	ug/L	50.0	50.0	1		07/08/21 04:08		N2
Aliphatic (C05-C08)	ND	ug/L	50.0	50.0	1		07/08/21 04:08		N2
Aliphatic(C09-C12) Adjusted	ND	ug/L	50.0	50.0	1		07/08/21 04:08		N2
Aromatic (C09-C10)	ND	ug/L	50.0	50.0	1		07/08/21 04:08		N2
Surrogates									
4-Bromofluorobenzene (FID) (S)	103	%	70-130		1		07/08/21 04:08	460-00-4	
4-Bromofluorobenzene (PID) (S)	99	%	70-130		1		07/08/21 04:08	460-00-4	
6010 MET ICP	Analytical Method: EPA 6010D Preparation Method: EPA 3010A Pace Analytical Services - Asheville								
Lead	**11.6**	ug/L	5.0	4.5	1	07/07/21 12:50	07/07/21 21:43	7439-92-1	
6200B MSV	Analytical Method: SM 6200B Pace Analytical Services - Charlotte								
Benzene	ND	ug/L	0.50	0.34	1		07/08/21 04:16	71-43-2	
Bromobenzene	ND	ug/L	0.50	0.29	1		07/08/21 04:16	108-86-1	
Bromochloromethane	ND	ug/L	0.50	0.47	1		07/08/21 04:16	74-97-5	
Bromodichloromethane	**1.2**	ug/L	0.50	0.31	1		07/08/21 04:16	75-27-4	
Bromoform	ND	ug/L	0.50	0.34	1		07/08/21 04:16	75-25-2	
Bromomethane	ND	ug/L	5.0	1.7	1		07/08/21 04:16	74-83-9	
n-Butylbenzene	ND	ug/L	0.50	0.49	1		07/08/21 04:16	104-51-8	
sec-Butylbenzene	ND	ug/L	0.50	0.40	1		07/08/21 04:16	135-98-8	
tert-Butylbenzene	ND	ug/L	0.50	0.32	1		07/08/21 04:16	98-06-6	
Carbon tetrachloride	ND	ug/L	0.50	0.33	1		07/08/21 04:16	56-23-5	
Chlorobenzene	ND	ug/L	0.50	0.28	1		07/08/21 04:16	108-90-7	
Chloroethane	ND	ug/L	1.0	0.65	1		07/08/21 04:16	75-00-3	
Chloroform	**4.7**	ug/L	0.50	0.35	1		07/08/21 04:16	67-66-3	
Chloromethane	ND	ug/L	1.0	0.54	1		07/08/21 04:16	74-87-3	
2-Chlorotoluene	ND	ug/L	0.50	0.32	1		07/08/21 04:16	95-49-8	
4-Chlorotoluene	ND	ug/L	0.50	0.32	1		07/08/21 04:16	106-43-4	
1,2-Dibromo-3-chloropropane	ND	ug/L	1.0	0.34	1		07/08/21 04:16	96-12-8	
Dibromochloromethane	ND	ug/L	0.50	0.36	1		07/08/21 04:16	124-48-1	
1,2-Dibromoethane (EDB)	ND	ug/L	0.50	0.27	1		07/08/21 04:16	106-93-4	
Dibromomethane	ND	ug/L	0.50	0.39	1		07/08/21 04:16	74-95-3	
1,2-Dichlorobenzene	ND	ug/L	0.50	0.34	1		07/08/21 04:16	95-50-1	
1,3-Dichlorobenzene	ND	ug/L	0.50	0.34	1		07/08/21 04:16	541-73-1	
1,4-Dichlorobenzene	ND	ug/L	0.50	0.33	1		07/08/21 04:16	106-46-7	
Dichlorodifluoromethane	ND	ug/L	0.50	0.35	1		07/08/21 04:16	75-71-8	
1,1-Dichloroethane	ND	ug/L	0.50	0.37	1		07/08/21 04:16	75-34-3	
1,2-Dichloroethane	ND	ug/L	0.50	0.32	1		07/08/21 04:16	107-06-2	
1,1-Dichloroethene	ND	ug/L	0.50	0.35	1		07/08/21 04:16	75-35-4	
cis-1,2-Dichloroethene	ND	ug/L	0.50	0.38	1		07/08/21 04:16	156-59-2	
trans-1,2-Dichloroethene	ND	ug/L	0.50	0.40	1		07/08/21 04:16	156-60-5	
1,2-Dichloropropane	ND	ug/L	0.50	0.36	1		07/08/21 04:16	78-87-5	
1,3-Dichloropropane	ND	ug/L	0.50	0.28	1		07/08/21 04:16	142-28-9	

REPORT OF LABORATORY ANALYSIS

This report shall not be reproduced, except in full,
without the written consent of Pace Analytical Services, LLC.

Pace Analytical Services, LLC
9800 Kincey Ave. Suite 100
Huntersville, NC 28078
(704)875-9092

ANALYTICAL RESULTS

Project: CPC Huntersville (7/6/21)
Pace Project No.: 92547901

Sample: MW-66 **Lab ID: 92547901002** Collected: 07/06/21 15:00 Received: 07/06/21 17:45 Matrix: Water

Parameters	Results	Units	Report Limit	MDL	DF	Prepared	Analyzed	CAS No.	Qual
6200B MSV	Analytical Method: SM 6200B Pace Analytical Services - Charlotte								
2,2-Dichloropropane	ND	ug/L	0.50	0.39	1		07/08/21 04:16	594-20-7	
1,1-Dichloropropene	ND	ug/L	0.50	0.43	1		07/08/21 04:16	563-58-6	
cis-1,3-Dichloropropene	ND	ug/L	0.50	0.36	1		07/08/21 04:16	10061-01-5	
trans-1,3-Dichloropropene	ND	ug/L	0.50	0.36	1		07/08/21 04:16	10061-02-6	
Diisopropyl ether	ND	ug/L	0.50	0.31	1		07/08/21 04:16	108-20-3	
Ethylbenzene	ND	ug/L	0.50	0.30	1		07/08/21 04:16	100-41-4	
Hexachloro-1,3-butadiene	ND	ug/L	2.0	1.5	1		07/08/21 04:16	87-68-3	
Isopropylbenzene (Cumene)	ND	ug/L	0.50	0.33	1		07/08/21 04:16	98-82-8	
Methylene Chloride	ND	ug/L	2.0	2.0	1		07/08/21 04:16	75-09-2	
Methyl-tert-butyl ether	ND	ug/L	0.50	0.42	1		07/08/21 04:16	1634-04-4	
Naphthalene	ND	ug/L	2.0	0.64	1		07/08/21 04:16	91-20-3	
n-Propylbenzene	ND	ug/L	0.50	0.34	1		07/08/21 04:16	103-65-1	
Styrene	ND	ug/L	0.50	0.29	1		07/08/21 04:16	100-42-5	
1,1,1,2-Tetrachloroethane	ND	ug/L	0.50	0.31	1		07/08/21 04:16	630-20-6	
1,1,2,2-Tetrachloroethane	ND	ug/L	0.50	0.22	1		07/08/21 04:16	79-34-5	
Tetrachloroethene	ND	ug/L	0.50	0.29	1		07/08/21 04:16	127-18-4	
Toluene	ND	ug/L	0.50	0.48	1		07/08/21 04:16	108-88-3	
1,2,3-Trichlorobenzene	ND	ug/L	2.0	0.81	1		07/08/21 04:16	87-61-6	
1,2,4-Trichlorobenzene	ND	ug/L	2.0	0.64	1		07/08/21 04:16	120-82-1	
1,1,1-Trichloroethane	ND	ug/L	0.50	0.33	1		07/08/21 04:16	71-55-6	
1,1,2-Trichloroethane	ND	ug/L	0.50	0.32	1		07/08/21 04:16	79-00-5	
Trichloroethene	ND	ug/L	0.50	0.38	1		07/08/21 04:16	79-01-6	
Trichlorofluoromethane	ND	ug/L	1.0	0.30	1		07/08/21 04:16	75-69-4	
1,2,3-Trichloropropane	ND	ug/L	0.50	0.26	1		07/08/21 04:16	96-18-4	
1,2,4-Trimethylbenzene	ND	ug/L	0.50	0.50	1		07/08/21 04:16	95-63-6	
1,3,5-Trimethylbenzene	ND	ug/L	0.50	0.33	1		07/08/21 04:16	108-67-8	
Vinyl chloride	ND	ug/L	1.0	0.39	1		07/08/21 04:16	75-01-4	
m&p-Xylene	ND	ug/L	1.0	0.71	1		07/08/21 04:16	179601-23-1	
o-Xylene	ND	ug/L	0.50	0.34	1		07/08/21 04:16	95-47-6	
Surrogates									
1,2-Dichloroethane-d4 (S)	102	%	70-130		1		07/08/21 04:16	17060-07-0	
4-Bromofluorobenzene (S)	101	%	70-130		1		07/08/21 04:16	460-00-4	
Toluene-d8 (S)	99	%	70-130		1		07/08/21 04:16	2037-26-5	

REPORT OF LABORATORY ANALYSIS

This report shall not be reproduced, except in full,
without the written consent of Pace Analytical Services, LLC.

Pace Analytical Services, LLC
9800 Kincey Ave. Suite 100
Huntersville, NC 28078
(704)875-9092

ANALYTICAL RESULTS

Project: CPC Huntersville (7/6/21)
Pace Project No.: 92547901

Sample: MW-67 **Lab ID: 92547901003** Collected: 07/06/21 15:10 Received: 07/06/21 17:45 Matrix: Water

Parameters	Results	Units	Report Limit	MDL	DF	Prepared	Analyzed	CAS No.	Qual
VPH NC Water	Analytical Method: MADEP VPH Pace Analytical Services - Charlotte								
Total VPH (C5-C12)	ND	ug/L	50.0	50.0	1		07/08/21 04:37		N2
Aliphatic (C05-C08)	ND	ug/L	50.0	50.0	1		07/08/21 04:37		N2
Aliphatic(C09-C12) Adjusted	ND	ug/L	50.0	50.0	1		07/08/21 04:37		N2
Aromatic (C09-C10)	ND	ug/L	50.0	50.0	1		07/08/21 04:37		N2
Surrogates									
4-Bromofluorobenzene (FID) (S)	103	%	70-130		1		07/08/21 04:37	460-00-4	
4-Bromofluorobenzene (PID) (S)	99	%	70-130		1		07/08/21 04:37	460-00-4	
6010 MET ICP	Analytical Method: EPA 6010D Preparation Method: EPA 3010A Pace Analytical Services - Asheville								
Lead	**5.9**	ug/L	5.0	4.5	1	07/07/21 12:50	07/07/21 21:46	7439-92-1	
6200B MSV	Analytical Method: SM 6200B Pace Analytical Services - Charlotte								
Benzene	ND	ug/L	0.50	0.34	1		07/08/21 04:34	71-43-2	
Bromobenzene	ND	ug/L	0.50	0.29	1		07/08/21 04:34	108-86-1	
Bromochloromethane	ND	ug/L	0.50	0.47	1		07/08/21 04:34	74-97-5	
Bromodichloromethane	ND	ug/L	0.50	0.31	1		07/08/21 04:34	75-27-4	
Bromoform	ND	ug/L	0.50	0.34	1		07/08/21 04:34	75-25-2	
Bromomethane	ND	ug/L	5.0	1.7	1		07/08/21 04:34	74-83-9	
n-Butylbenzene	ND	ug/L	0.50	0.49	1		07/08/21 04:34	104-51-8	
sec-Butylbenzene	ND	ug/L	0.50	0.40	1		07/08/21 04:34	135-98-8	
tert-Butylbenzene	ND	ug/L	0.50	0.32	1		07/08/21 04:34	98-06-6	
Carbon tetrachloride	ND	ug/L	0.50	0.33	1		07/08/21 04:34	56-23-5	
Chlorobenzene	ND	ug/L	0.50	0.28	1		07/08/21 04:34	108-90-7	
Chloroethane	ND	ug/L	1.0	0.65	1		07/08/21 04:34	75-00-3	
Chloroform	ND	ug/L	0.50	0.35	1		07/08/21 04:34	67-66-3	
Chloromethane	ND	ug/L	1.0	0.54	1		07/08/21 04:34	74-87-3	
2-Chlorotoluene	ND	ug/L	0.50	0.32	1		07/08/21 04:34	95-49-8	
4-Chlorotoluene	ND	ug/L	0.50	0.32	1		07/08/21 04:34	106-43-4	
1,2-Dibromo-3-chloropropane	ND	ug/L	1.0	0.34	1		07/08/21 04:34	96-12-8	
Dibromochloromethane	ND	ug/L	0.50	0.36	1		07/08/21 04:34	124-48-1	
1,2-Dibromoethane (EDB)	ND	ug/L	0.50	0.27	1		07/08/21 04:34	106-93-4	
Dibromomethane	ND	ug/L	0.50	0.39	1		07/08/21 04:34	74-95-3	
1,2-Dichlorobenzene	ND	ug/L	0.50	0.34	1		07/08/21 04:34	95-50-1	
1,3-Dichlorobenzene	ND	ug/L	0.50	0.34	1		07/08/21 04:34	541-73-1	
1,4-Dichlorobenzene	ND	ug/L	0.50	0.33	1		07/08/21 04:34	106-46-7	
Dichlorodifluoromethane	ND	ug/L	0.50	0.35	1		07/08/21 04:34	75-71-8	
1,1-Dichloroethane	ND	ug/L	0.50	0.37	1		07/08/21 04:34	75-34-3	
1,2-Dichloroethane	ND	ug/L	0.50	0.32	1		07/08/21 04:34	107-06-2	
1,1-Dichloroethene	ND	ug/L	0.50	0.35	1		07/08/21 04:34	75-35-4	
cis-1,2-Dichloroethene	ND	ug/L	0.50	0.38	1		07/08/21 04:34	156-59-2	
trans-1,2-Dichloroethene	ND	ug/L	0.50	0.40	1		07/08/21 04:34	156-60-5	
1,2-Dichloropropane	ND	ug/L	0.50	0.36	1		07/08/21 04:34	78-87-5	
1,3-Dichloropropane	ND	ug/L	0.50	0.28	1		07/08/21 04:34	142-28-9	

REPORT OF LABORATORY ANALYSIS

This report shall not be reproduced, except in full,
without the written consent of Pace Analytical Services, LLC.

Pace Analytical Services, LLC
9800 Kincey Ave. Suite 100
Huntersville, NC 28078
(704)875-9092

ANALYTICAL RESULTS

Project: CPC Huntersville (7/6/21)
Pace Project No.: 92547901

Sample: MW-67 **Lab ID: 92547901003** Collected: 07/06/21 15:10 Received: 07/06/21 17:45 Matrix: Water

Parameters	Results	Units	Report Limit	MDL	DF	Prepared	Analyzed	CAS No.	Qual
6200B MSV	Analytical Method: SM 6200B Pace Analytical Services - Charlotte								
2,2-Dichloropropane	ND	ug/L	0.50	0.39	1		07/08/21 04:34	594-20-7	
1,1-Dichloropropene	ND	ug/L	0.50	0.43	1		07/08/21 04:34	563-58-6	
cis-1,3-Dichloropropene	ND	ug/L	0.50	0.36	1		07/08/21 04:34	10061-01-5	
trans-1,3-Dichloropropene	ND	ug/L	0.50	0.36	1		07/08/21 04:34	10061-02-6	
Diisopropyl ether	ND	ug/L	0.50	0.31	1		07/08/21 04:34	108-20-3	
Ethylbenzene	ND	ug/L	0.50	0.30	1		07/08/21 04:34	100-41-4	
Hexachloro-1,3-butadiene	ND	ug/L	2.0	1.5	1		07/08/21 04:34	87-68-3	
Isopropylbenzene (Cumene)	ND	ug/L	0.50	0.33	1		07/08/21 04:34	98-82-8	
Methylene Chloride	ND	ug/L	2.0	2.0	1		07/08/21 04:34	75-09-2	
Methyl-tert-butyl ether	ND	ug/L	0.50	0.42	1		07/08/21 04:34	1634-04-4	
Naphthalene	ND	ug/L	2.0	0.64	1		07/08/21 04:34	91-20-3	
n-Propylbenzene	ND	ug/L	0.50	0.34	1		07/08/21 04:34	103-65-1	
Styrene	ND	ug/L	0.50	0.29	1		07/08/21 04:34	100-42-5	
1,1,1,2-Tetrachloroethane	ND	ug/L	0.50	0.31	1		07/08/21 04:34	630-20-6	
1,1,2,2-Tetrachloroethane	ND	ug/L	0.50	0.22	1		07/08/21 04:34	79-34-5	
Tetrachloroethene	ND	ug/L	0.50	0.29	1		07/08/21 04:34	127-18-4	
Toluene	ND	ug/L	0.50	0.48	1		07/08/21 04:34	108-88-3	
1,2,3-Trichlorobenzene	ND	ug/L	2.0	0.81	1		07/08/21 04:34	87-61-6	
1,2,4-Trichlorobenzene	ND	ug/L	2.0	0.64	1		07/08/21 04:34	120-82-1	
1,1,1-Trichloroethane	ND	ug/L	0.50	0.33	1		07/08/21 04:34	71-55-6	
1,1,2-Trichloroethane	ND	ug/L	0.50	0.32	1		07/08/21 04:34	79-00-5	
Trichloroethene	ND	ug/L	0.50	0.38	1		07/08/21 04:34	79-01-6	
Trichlorofluoromethane	ND	ug/L	1.0	0.30	1		07/08/21 04:34	75-69-4	
1,2,3-Trichloropropane	ND	ug/L	0.50	0.26	1		07/08/21 04:34	96-18-4	
1,2,4-Trimethylbenzene	ND	ug/L	0.50	0.50	1		07/08/21 04:34	95-63-6	
1,3,5-Trimethylbenzene	ND	ug/L	0.50	0.33	1		07/08/21 04:34	108-67-8	
Vinyl chloride	ND	ug/L	1.0	0.39	1		07/08/21 04:34	75-01-4	
m&p-Xylene	ND	ug/L	1.0	0.71	1		07/08/21 04:34	179601-23-1	
o-Xylene	ND	ug/L	0.50	0.34	1		07/08/21 04:34	95-47-6	
Surrogates									
1,2-Dichloroethane-d4 (S)	100	%	70-130		1		07/08/21 04:34	17060-07-0	
4-Bromofluorobenzene (S)	100	%	70-130		1		07/08/21 04:34	460-00-4	
Toluene-d8 (S)	101	%	70-130		1		07/08/21 04:34	2037-26-5	

REPORT OF LABORATORY ANALYSIS

This report shall not be reproduced, except in full,
without the written consent of Pace Analytical Services, LLC.

Pace Analytical Services, LLC
9800 Kincey Ave. Suite 100
Huntersville, NC 28078
(704)875-9092

ANALYTICAL RESULTS

Project: CPC Huntersville (7/6/21)
Pace Project No.: 92547901

Sample: MW-68 **Lab ID: 92547901004** Collected: 07/06/21 12:10 Received: 07/06/21 17:45 Matrix: Water

Parameters	Results	Units	Report Limit	MDL	DF	Prepared	Analyzed	CAS No.	Qual
VPH NC Water	Analytical Method: MADEP VPH Pace Analytical Services - Charlotte								
Total VPH (C5-C12)	ND	ug/L	50.0	50.0	1		07/08/21 05:05		N2
Aliphatic (C05-C08)	ND	ug/L	50.0	50.0	1		07/08/21 05:05		N2
Aliphatic(C09-C12) Adjusted	ND	ug/L	50.0	50.0	1		07/08/21 05:05		N2
Aromatic (C09-C10)	ND	ug/L	50.0	50.0	1		07/08/21 05:05		N2
Surrogates									
4-Bromofluorobenzene (FID) (S)	103	%	70-130		1		07/08/21 05:05	460-00-4	
4-Bromofluorobenzene (PID) (S)	99	%	70-130		1		07/08/21 05:05	460-00-4	
6010 MET ICP	Analytical Method: EPA 6010D Preparation Method: EPA 3010A Pace Analytical Services - Asheville								
Lead	ND	ug/L	5.0	4.5	1	07/07/21 12:50	07/07/21 21:49	7439-92-1	
6200B MSV	Analytical Method: SM 6200B Pace Analytical Services - Charlotte								
Benzene	ND	ug/L	0.50	0.34	1		07/08/21 04:52	71-43-2	
Bromobenzene	ND	ug/L	0.50	0.29	1		07/08/21 04:52	108-86-1	
Bromochloromethane	ND	ug/L	0.50	0.47	1		07/08/21 04:52	74-97-5	
Bromodichloromethane	ND	ug/L	0.50	0.31	1		07/08/21 04:52	75-27-4	
Bromoform	ND	ug/L	0.50	0.34	1		07/08/21 04:52	75-25-2	
Bromomethane	ND	ug/L	5.0	1.7	1		07/08/21 04:52	74-83-9	
n-Butylbenzene	ND	ug/L	0.50	0.49	1		07/08/21 04:52	104-51-8	
sec-Butylbenzene	ND	ug/L	0.50	0.40	1		07/08/21 04:52	135-98-8	
tert-Butylbenzene	ND	ug/L	0.50	0.32	1		07/08/21 04:52	98-06-6	
Carbon tetrachloride	ND	ug/L	0.50	0.33	1		07/08/21 04:52	56-23-5	
Chlorobenzene	ND	ug/L	0.50	0.28	1		07/08/21 04:52	108-90-7	
Chloroethane	ND	ug/L	1.0	0.65	1		07/08/21 04:52	75-00-3	
Chloroform	ND	ug/L	0.50	0.35	1		07/08/21 04:52	67-66-3	
Chloromethane	ND	ug/L	1.0	0.54	1		07/08/21 04:52	74-87-3	
2-Chlorotoluene	ND	ug/L	0.50	0.32	1		07/08/21 04:52	95-49-8	
4-Chlorotoluene	ND	ug/L	0.50	0.32	1		07/08/21 04:52	106-43-4	
1,2-Dibromo-3-chloropropane	ND	ug/L	1.0	0.34	1		07/08/21 04:52	96-12-8	
Dibromochloromethane	ND	ug/L	0.50	0.36	1		07/08/21 04:52	124-48-1	
1,2-Dibromoethane (EDB)	ND	ug/L	0.50	0.27	1		07/08/21 04:52	106-93-4	
Dibromomethane	ND	ug/L	0.50	0.39	1		07/08/21 04:52	74-95-3	
1,2-Dichlorobenzene	ND	ug/L	0.50	0.34	1		07/08/21 04:52	95-50-1	
1,3-Dichlorobenzene	ND	ug/L	0.50	0.34	1		07/08/21 04:52	541-73-1	
1,4-Dichlorobenzene	ND	ug/L	0.50	0.33	1		07/08/21 04:52	106-46-7	
Dichlorodifluoromethane	ND	ug/L	0.50	0.35	1		07/08/21 04:52	75-71-8	
1,1-Dichloroethane	ND	ug/L	0.50	0.37	1		07/08/21 04:52	75-34-3	
1,2-Dichloroethane	ND	ug/L	0.50	0.32	1		07/08/21 04:52	107-06-2	
1,1-Dichloroethene	ND	ug/L	0.50	0.35	1		07/08/21 04:52	75-35-4	
cis-1,2-Dichloroethene	ND	ug/L	0.50	0.38	1		07/08/21 04:52	156-59-2	
trans-1,2-Dichloroethene	ND	ug/L	0.50	0.40	1		07/08/21 04:52	156-60-5	
1,2-Dichloropropane	ND	ug/L	0.50	0.36	1		07/08/21 04:52	78-87-5	
1,3-Dichloropropane	ND	ug/L	0.50	0.28	1		07/08/21 04:52	142-28-9	

REPORT OF LABORATORY ANALYSIS

This report shall not be reproduced, except in full,
without the written consent of Pace Analytical Services, LLC.

Pace Analytical Services, LLC
9800 Kincey Ave. Suite 100
Huntersville, NC 28078
(704)875-9092

ANALYTICAL RESULTS

Project: CPC Huntersville (7/6/21)
Pace Project No.: 92547901

Sample: MW-68 **Lab ID: 92547901004** Collected: 07/06/21 12:10 Received: 07/06/21 17:45 Matrix: Water

Parameters	Results	Units	Report Limit	MDL	DF	Prepared	Analyzed	CAS No.	Qual
6200B MSV	Analytical Method: SM 6200B Pace Analytical Services - Charlotte								
2,2-Dichloropropane	ND	ug/L	0.50	0.39	1		07/08/21 04:52	594-20-7	
1,1-Dichloropropene	ND	ug/L	0.50	0.43	1		07/08/21 04:52	563-58-6	
cis-1,3-Dichloropropene	ND	ug/L	0.50	0.36	1		07/08/21 04:52	10061-01-5	
trans-1,3-Dichloropropene	ND	ug/L	0.50	0.36	1		07/08/21 04:52	10061-02-6	
Diisopropyl ether	ND	ug/L	0.50	0.31	1		07/08/21 04:52	108-20-3	
Ethylbenzene	ND	ug/L	0.50	0.30	1		07/08/21 04:52	100-41-4	
Hexachloro-1,3-butadiene	ND	ug/L	2.0	1.5	1		07/08/21 04:52	87-68-3	
Isopropylbenzene (Cumene)	ND	ug/L	0.50	0.33	1		07/08/21 04:52	98-82-8	
Methylene Chloride	ND	ug/L	2.0	2.0	1		07/08/21 04:52	75-09-2	
Methyl-tert-butyl ether	ND	ug/L	0.50	0.42	1		07/08/21 04:52	1634-04-4	
Naphthalene	ND	ug/L	2.0	0.64	1		07/08/21 04:52	91-20-3	
n-Propylbenzene	ND	ug/L	0.50	0.34	1		07/08/21 04:52	103-65-1	
Styrene	ND	ug/L	0.50	0.29	1		07/08/21 04:52	100-42-5	
1,1,1,2-Tetrachloroethane	ND	ug/L	0.50	0.31	1		07/08/21 04:52	630-20-6	
1,1,2,2-Tetrachloroethane	ND	ug/L	0.50	0.22	1		07/08/21 04:52	79-34-5	
Tetrachloroethene	ND	ug/L	0.50	0.29	1		07/08/21 04:52	127-18-4	
Toluene	ND	ug/L	0.50	0.48	1		07/08/21 04:52	108-88-3	
1,2,3-Trichlorobenzene	ND	ug/L	2.0	0.81	1		07/08/21 04:52	87-61-6	
1,2,4-Trichlorobenzene	ND	ug/L	2.0	0.64	1		07/08/21 04:52	120-82-1	
1,1,1-Trichloroethane	ND	ug/L	0.50	0.33	1		07/08/21 04:52	71-55-6	
1,1,2-Trichloroethane	ND	ug/L	0.50	0.32	1		07/08/21 04:52	79-00-5	
Trichloroethene	ND	ug/L	0.50	0.38	1		07/08/21 04:52	79-01-6	
Trichlorofluoromethane	ND	ug/L	1.0	0.30	1		07/08/21 04:52	75-69-4	
1,2,3-Trichloropropane	ND	ug/L	0.50	0.26	1		07/08/21 04:52	96-18-4	
1,2,4-Trimethylbenzene	ND	ug/L	0.50	0.50	1		07/08/21 04:52	95-63-6	
1,3,5-Trimethylbenzene	ND	ug/L	0.50	0.33	1		07/08/21 04:52	108-67-8	
Vinyl chloride	ND	ug/L	1.0	0.39	1		07/08/21 04:52	75-01-4	
m&p-Xylene	ND	ug/L	1.0	0.71	1		07/08/21 04:52	179601-23-1	
o-Xylene	ND	ug/L	0.50	0.34	1		07/08/21 04:52	95-47-6	
Surrogates									
1,2-Dichloroethane-d4 (S)	103	%	70-130		1		07/08/21 04:52	17060-07-0	
4-Bromofluorobenzene (S)	101	%	70-130		1		07/08/21 04:52	460-00-4	
Toluene-d8 (S)	100	%	70-130		1		07/08/21 04:52	2037-26-5	

REPORT OF LABORATORY ANALYSIS

This report shall not be reproduced, except in full,
without the written consent of Pace Analytical Services, LLC.

Pace Analytical Services, LLC
9800 Kincey Ave. Suite 100
Huntersville, NC 28078
(704)875-9092

ANALYTICAL RESULTS

Project: CPC Huntersville (7/6/21)
Pace Project No.: 92547901

Sample: FB-2-20210706 **Lab ID: 92547901005** Collected: 07/06/21 15:50 Received: 07/06/21 17:45 Matrix: Water

Parameters	Results	Units	Report Limit	MDL	DF	Prepared	Analyzed	CAS No.	Qual
VPH NC Water	Analytical Method: MADEP VPH Pace Analytical Services - Charlotte								
Total VPH (C5-C12)	ND	ug/L	50.0	50.0	1		07/08/21 05:34		N2
Aliphatic (C05-C08)	ND	ug/L	50.0	50.0	1		07/08/21 05:34		N2
Aliphatic(C09-C12) Adjusted	ND	ug/L	50.0	50.0	1		07/08/21 05:34		N2
Aromatic (C09-C10)	ND	ug/L	50.0	50.0	1		07/08/21 05:34		N2
Surrogates									
4-Bromofluorobenzene (FID) (S)	103	%	70-130		1		07/08/21 05:34	460-00-4	
4-Bromofluorobenzene (PID) (S)	99	%	70-130		1		07/08/21 05:34	460-00-4	
6200B MSV	Analytical Method: SM 6200B Pace Analytical Services - Charlotte								
Benzene	ND	ug/L	0.50	0.34	1		07/08/21 02:46	71-43-2	
Bromobenzene	ND	ug/L	0.50	0.29	1		07/08/21 02:46	108-86-1	
Bromochloromethane	ND	ug/L	0.50	0.47	1		07/08/21 02:46	74-97-5	
Bromodichloromethane	ND	ug/L	0.50	0.31	1		07/08/21 02:46	75-27-4	
Bromoform	ND	ug/L	0.50	0.34	1		07/08/21 02:46	75-25-2	
Bromomethane	ND	ug/L	5.0	1.7	1		07/08/21 02:46	74-83-9	
n-Butylbenzene	ND	ug/L	0.50	0.49	1		07/08/21 02:46	104-51-8	
sec-Butylbenzene	ND	ug/L	0.50	0.40	1		07/08/21 02:46	135-98-8	
tert-Butylbenzene	ND	ug/L	0.50	0.32	1		07/08/21 02:46	98-06-6	
Carbon tetrachloride	ND	ug/L	0.50	0.33	1		07/08/21 02:46	56-23-5	
Chlorobenzene	ND	ug/L	0.50	0.28	1		07/08/21 02:46	108-90-7	
Chloroethane	ND	ug/L	1.0	0.65	1		07/08/21 02:46	75-00-3	
Chloroform	ND	ug/L	0.50	0.35	1		07/08/21 02:46	67-66-3	
Chloromethane	ND	ug/L	1.0	0.54	1		07/08/21 02:46	74-87-3	
2-Chlorotoluene	ND	ug/L	0.50	0.32	1		07/08/21 02:46	95-49-8	
4-Chlorotoluene	ND	ug/L	0.50	0.32	1		07/08/21 02:46	106-43-4	
1,2-Dibromo-3-chloropropane	ND	ug/L	1.0	0.34	1		07/08/21 02:46	96-12-8	
Dibromochloromethane	ND	ug/L	0.50	0.36	1		07/08/21 02:46	124-48-1	
1,2-Dibromoethane (EDB)	ND	ug/L	0.50	0.27	1		07/08/21 02:46	106-93-4	
Dibromomethane	ND	ug/L	0.50	0.39	1		07/08/21 02:46	74-95-3	
1,2-Dichlorobenzene	ND	ug/L	0.50	0.34	1		07/08/21 02:46	95-50-1	
1,3-Dichlorobenzene	ND	ug/L	0.50	0.34	1		07/08/21 02:46	541-73-1	
1,4-Dichlorobenzene	ND	ug/L	0.50	0.33	1		07/08/21 02:46	106-46-7	
Dichlorodifluoromethane	ND	ug/L	0.50	0.35	1		07/08/21 02:46	75-71-8	
1,1-Dichloroethane	ND	ug/L	0.50	0.37	1		07/08/21 02:46	75-34-3	
1,2-Dichloroethane	ND	ug/L	0.50	0.32	1		07/08/21 02:46	107-06-2	
1,1-Dichloroethene	ND	ug/L	0.50	0.35	1		07/08/21 02:46	75-35-4	
cis-1,2-Dichloroethene	ND	ug/L	0.50	0.38	1		07/08/21 02:46	156-59-2	
trans-1,2-Dichloroethene	ND	ug/L	0.50	0.40	1		07/08/21 02:46	156-60-5	
1,2-Dichloropropane	ND	ug/L	0.50	0.36	1		07/08/21 02:46	78-87-5	
1,3-Dichloropropane	ND	ug/L	0.50	0.28	1		07/08/21 02:46	142-28-9	
2,2-Dichloropropane	ND	ug/L	0.50	0.39	1		07/08/21 02:46	594-20-7	
1,1-Dichloropropene	ND	ug/L	0.50	0.43	1		07/08/21 02:46	563-58-6	
cis-1,3-Dichloropropene	ND	ug/L	0.50	0.36	1		07/08/21 02:46	10061-01-5	
trans-1,3-Dichloropropene	ND	ug/L	0.50	0.36	1		07/08/21 02:46	10061-02-6	

REPORT OF LABORATORY ANALYSIS

This report shall not be reproduced, except in full,
without the written consent of Pace Analytical Services, LLC.

Pace Analytical Services, LLC
9800 Kincey Ave. Suite 100
Huntersville, NC 28078
(704)875-9092

ANALYTICAL RESULTS

Project: CPC Huntersville (7/6/21)
Pace Project No.: 92547901

Sample: FB-2-20210706 **Lab ID: 92547901005** Collected: 07/06/21 15:50 Received: 07/06/21 17:45 Matrix: Water

Parameters	Results	Units	Report Limit	MDL	DF	Prepared	Analyzed	CAS No.	Qual
6200B MSV	Analytical Method: SM 6200B Pace Analytical Services - Charlotte								
Diisopropyl ether	ND	ug/L	0.50	0.31	1		07/08/21 02:46	108-20-3	
Ethylbenzene	ND	ug/L	0.50	0.30	1		07/08/21 02:46	100-41-4	
Hexachloro-1,3-butadiene	ND	ug/L	2.0	1.5	1		07/08/21 02:46	87-68-3	
Isopropylbenzene (Cumene)	ND	ug/L	0.50	0.33	1		07/08/21 02:46	98-82-8	
Methylene Chloride	ND	ug/L	2.0	2.0	1		07/08/21 02:46	75-09-2	
Methyl-tert-butyl ether	ND	ug/L	0.50	0.42	1		07/08/21 02:46	1634-04-4	
Naphthalene	ND	ug/L	2.0	0.64	1		07/08/21 02:46	91-20-3	
n-Propylbenzene	ND	ug/L	0.50	0.34	1		07/08/21 02:46	103-65-1	
Styrene	ND	ug/L	0.50	0.29	1		07/08/21 02:46	100-42-5	
1,1,1,2-Tetrachloroethane	ND	ug/L	0.50	0.31	1		07/08/21 02:46	630-20-6	
1,1,2,2-Tetrachloroethane	ND	ug/L	0.50	0.22	1		07/08/21 02:46	79-34-5	
Tetrachloroethene	ND	ug/L	0.50	0.29	1		07/08/21 02:46	127-18-4	
Toluene	ND	ug/L	0.50	0.48	1		07/08/21 02:46	108-88-3	
1,2,3-Trichlorobenzene	ND	ug/L	2.0	0.81	1		07/08/21 02:46	87-61-6	
1,2,4-Trichlorobenzene	ND	ug/L	2.0	0.64	1		07/08/21 02:46	120-82-1	
1,1,1-Trichloroethane	ND	ug/L	0.50	0.33	1		07/08/21 02:46	71-55-6	
1,1,2-Trichloroethane	ND	ug/L	0.50	0.32	1		07/08/21 02:46	79-00-5	
Trichloroethene	ND	ug/L	0.50	0.38	1		07/08/21 02:46	79-01-6	
Trichlorofluoromethane	ND	ug/L	1.0	0.30	1		07/08/21 02:46	75-69-4	
1,2,3-Trichloropropane	ND	ug/L	0.50	0.26	1		07/08/21 02:46	96-18-4	
1,2,4-Trimethylbenzene	ND	ug/L	0.50	0.50	1		07/08/21 02:46	95-63-6	
1,3,5-Trimethylbenzene	ND	ug/L	0.50	0.33	1		07/08/21 02:46	108-67-8	
Vinyl chloride	ND	ug/L	1.0	0.39	1		07/08/21 02:46	75-01-4	
m&p-Xylene	ND	ug/L	1.0	0.71	1		07/08/21 02:46	179601-23-1	
o-Xylene	ND	ug/L	0.50	0.34	1		07/08/21 02:46	95-47-6	
Surrogates									
1,2-Dichloroethane-d4 (S)	99	%	70-130		1		07/08/21 02:46	17060-07-0	
4-Bromofluorobenzene (S)	100	%	70-130		1		07/08/21 02:46	460-00-4	
Toluene-d8 (S)	98	%	70-130		1		07/08/21 02:46	2037-26-5	

REPORT OF LABORATORY ANALYSIS

This report shall not be reproduced, except in full,
without the written consent of Pace Analytical Services, LLC.

Pace Analytical Services, LLC
9800 Kincey Ave. Suite 100
Huntersville, NC 28078
(704)875-9092

ANALYTICAL RESULTS

Project: CPC Huntersville (7/6/21)
Pace Project No.: 92547901

Sample: Trip Blank **Lab ID: 92547901006** Collected: 07/06/21 00:00 Received: 07/06/21 17:45 Matrix: Water

Parameters	Results	Units	Report Limit	MDL	DF	Prepared	Analyzed	CAS No.	Qual
6200B MSV	Analytical Method: SM 6200B Pace Analytical Services - Charlotte								
Benzene	ND	ug/L	0.50	0.34	1		07/08/21 03:04	71-43-2	
Bromobenzene	ND	ug/L	0.50	0.29	1		07/08/21 03:04	108-86-1	
Bromochloromethane	ND	ug/L	0.50	0.47	1		07/08/21 03:04	74-97-5	
Bromodichloromethane	ND	ug/L	0.50	0.31	1		07/08/21 03:04	75-27-4	
Bromoform	ND	ug/L	0.50	0.34	1		07/08/21 03:04	75-25-2	
Bromomethane	ND	ug/L	5.0	1.7	1		07/08/21 03:04	74-83-9	
n-Butylbenzene	ND	ug/L	0.50	0.49	1		07/08/21 03:04	104-51-8	
sec-Butylbenzene	ND	ug/L	0.50	0.40	1		07/08/21 03:04	135-98-8	
tert-Butylbenzene	ND	ug/L	0.50	0.32	1		07/08/21 03:04	98-06-6	
Carbon tetrachloride	ND	ug/L	0.50	0.33	1		07/08/21 03:04	56-23-5	
Chlorobenzene	ND	ug/L	0.50	0.28	1		07/08/21 03:04	108-90-7	
Chloroethane	ND	ug/L	1.0	0.65	1		07/08/21 03:04	75-00-3	
Chloroform	ND	ug/L	0.50	0.35	1		07/08/21 03:04	67-66-3	
Chloromethane	ND	ug/L	1.0	0.54	1		07/08/21 03:04	74-87-3	
2-Chlorotoluene	ND	ug/L	0.50	0.32	1		07/08/21 03:04	95-49-8	
4-Chlorotoluene	ND	ug/L	0.50	0.32	1		07/08/21 03:04	106-43-4	
1,2-Dibromo-3-chloropropane	ND	ug/L	1.0	0.34	1		07/08/21 03:04	96-12-8	
Dibromochloromethane	ND	ug/L	0.50	0.36	1		07/08/21 03:04	124-48-1	
1,2-Dibromoethane (EDB)	ND	ug/L	0.50	0.27	1		07/08/21 03:04	106-93-4	
Dibromomethane	ND	ug/L	0.50	0.39	1		07/08/21 03:04	74-95-3	
1,2-Dichlorobenzene	ND	ug/L	0.50	0.34	1		07/08/21 03:04	95-50-1	
1,3-Dichlorobenzene	ND	ug/L	0.50	0.34	1		07/08/21 03:04	541-73-1	
1,4-Dichlorobenzene	ND	ug/L	0.50	0.33	1		07/08/21 03:04	106-46-7	
Dichlorodifluoromethane	ND	ug/L	0.50	0.35	1		07/08/21 03:04	75-71-8	
1,1-Dichloroethane	ND	ug/L	0.50	0.37	1		07/08/21 03:04	75-34-3	
1,2-Dichloroethane	ND	ug/L	0.50	0.32	1		07/08/21 03:04	107-06-2	
1,1-Dichloroethene	ND	ug/L	0.50	0.35	1		07/08/21 03:04	75-35-4	
cis-1,2-Dichloroethene	ND	ug/L	0.50	0.38	1		07/08/21 03:04	156-59-2	
trans-1,2-Dichloroethene	ND	ug/L	0.50	0.40	1		07/08/21 03:04	156-60-5	
1,2-Dichloropropane	ND	ug/L	0.50	0.36	1		07/08/21 03:04	78-87-5	
1,3-Dichloropropane	ND	ug/L	0.50	0.28	1		07/08/21 03:04	142-28-9	
2,2-Dichloropropane	ND	ug/L	0.50	0.39	1		07/08/21 03:04	594-20-7	
1,1-Dichloropropene	ND	ug/L	0.50	0.43	1		07/08/21 03:04	563-58-6	
cis-1,3-Dichloropropene	ND	ug/L	0.50	0.36	1		07/08/21 03:04	10061-01-5	
trans-1,3-Dichloropropene	ND	ug/L	0.50	0.36	1		07/08/21 03:04	10061-02-6	
Diisopropyl ether	ND	ug/L	0.50	0.31	1		07/08/21 03:04	108-20-3	
Ethylbenzene	ND	ug/L	0.50	0.30	1		07/08/21 03:04	100-41-4	
Hexachloro-1,3-butadiene	ND	ug/L	2.0	1.5	1		07/08/21 03:04	87-68-3	
Isopropylbenzene (Cumene)	ND	ug/L	0.50	0.33	1		07/08/21 03:04	98-82-8	
Methylene Chloride	ND	ug/L	2.0	2.0	1		07/08/21 03:04	75-09-2	
Methyl-tert-butyl ether	ND	ug/L	0.50	0.42	1		07/08/21 03:04	1634-04-4	
Naphthalene	ND	ug/L	2.0	0.64	1		07/08/21 03:04	91-20-3	
n-Propylbenzene	ND	ug/L	0.50	0.34	1		07/08/21 03:04	103-65-1	
Styrene	ND	ug/L	0.50	0.29	1		07/08/21 03:04	100-42-5	
1,1,1,2-Tetrachloroethane	ND	ug/L	0.50	0.31	1		07/08/21 03:04	630-20-6	

REPORT OF LABORATORY ANALYSIS

This report shall not be reproduced, except in full,
without the written consent of Pace Analytical Services, LLC.

Pace Analytical Services, LLC
9800 Kincey Ave. Suite 100
Huntersville, NC 28078
(704)875-9092

ANALYTICAL RESULTS

Project: CPC Huntersville (7/6/21)
Pace Project No.: 92547901

Sample: Trip Blank **Lab ID: 92547901006** Collected: 07/06/21 00:00 Received: 07/06/21 17:45 Matrix: Water

Parameters	Results	Units	Report Limit	MDL	DF	Prepared	Analyzed	CAS No.	Qual
6200B MSV	Analytical Method: SM 6200B Pace Analytical Services - Charlotte								
1,1,2,2-Tetrachloroethane	ND	ug/L	0.50	0.22	1		07/08/21 03:04	79-34-5	
Tetrachloroethene	ND	ug/L	0.50	0.29	1		07/08/21 03:04	127-18-4	
Toluene	ND	ug/L	0.50	0.48	1		07/08/21 03:04	108-88-3	
1,2,3-Trichlorobenzene	ND	ug/L	2.0	0.81	1		07/08/21 03:04	87-61-6	
1,2,4-Trichlorobenzene	ND	ug/L	2.0	0.64	1		07/08/21 03:04	120-82-1	
1,1,1-Trichloroethane	ND	ug/L	0.50	0.33	1		07/08/21 03:04	71-55-6	
1,1,2-Trichloroethane	ND	ug/L	0.50	0.32	1		07/08/21 03:04	79-00-5	
Trichloroethene	ND	ug/L	0.50	0.38	1		07/08/21 03:04	79-01-6	
Trichlorofluoromethane	ND	ug/L	1.0	0.30	1		07/08/21 03:04	75-69-4	
1,2,3-Trichloropropane	ND	ug/L	0.50	0.26	1		07/08/21 03:04	96-18-4	
1,2,4-Trimethylbenzene	ND	ug/L	0.50	0.50	1		07/08/21 03:04	95-63-6	
1,3,5-Trimethylbenzene	ND	ug/L	0.50	0.33	1		07/08/21 03:04	108-67-8	
Vinyl chloride	ND	ug/L	1.0	0.39	1		07/08/21 03:04	75-01-4	
m&p-Xylene	ND	ug/L	1.0	0.71	1		07/08/21 03:04	179601-23-1	
o-Xylene	ND	ug/L	0.50	0.34	1		07/08/21 03:04	95-47-6	
Surrogates									
1,2-Dichloroethane-d4 (S)	99	%	70-130		1		07/08/21 03:04	17060-07-0	
4-Bromofluorobenzene (S)	98	%	70-130		1		07/08/21 03:04	460-00-4	
Toluene-d8 (S)	100	%	70-130		1		07/08/21 03:04	2037-26-5	

REPORT OF LABORATORY ANALYSIS

This report shall not be reproduced, except in full,
without the written consent of Pace Analytical Services, LLC.

Pace Analytical Services, LLC
9800 Kincey Ave. Suite 100
Huntersville, NC 28078
(704)875-9092

QUALITY CONTROL DATA

Project: CPC Huntersville (7/6/21)
Pace Project No.: 92547901

QC Batch: 631912 | Analysis Method: MADEP VPH
QC Batch Method: MADEP VPH | Analysis Description: VPH NC Water
Laboratory: Pace Analytical Services - Charlotte
Associated Lab Samples: 92547901001, 92547901002, 92547901003, 92547901004, 92547901005

METHOD BLANK: 3319542 Matrix: Water
Associated Lab Samples: 92547901001, 92547901002, 92547901003, 92547901004, 92547901005

Parameter	Units	Blank Result	Reporting Limit	MDL	Analyzed	Qualifiers
Aliphatic (C05-C08)	ug/L	ND	50.0	50.0	07/07/21 15:48	N2
Aromatic (C09-C10)	ug/L	ND	50.0	50.0	07/07/21 15:48	N2
4-Bromofluorobenzene (FID) (S)	%	104	70-130		07/07/21 15:48	
4-Bromofluorobenzene (PID) (S)	%	100	70-130		07/07/21 15:48	

LABORATORY CONTROL SAMPLE & LCSD: 3319543 3319544

Parameter	Units	Spike Conc.	LCS Result	LCSD Result	LCS % Rec	LCSD % Rec	% Rec Limits	RPD	Max RPD	Qualifiers
Aliphatic (C05-C08)	ug/L	300	330	287	110	96	70-130	14	25	N2
Aromatic (C09-C10)	ug/L	100	114	103	114	103	70-130	11	25	N2
4-Bromofluorobenzene (FID) (S)	%				105	109	70-130			
4-Bromofluorobenzene (PID) (S)	%				97	102	70-130			

Results presented on this page are in the units indicated by the "Units" column except where an alternate unit is presented to the right of the result.

REPORT OF LABORATORY ANALYSIS

This report shall not be reproduced, except in full,
without the written consent of Pace Analytical Services, LLC.

Pace Analytical Services, LLC
9800 Kincey Ave. Suite 100
Huntersville, NC 28078
(704)875-9092

QUALITY CONTROL DATA

Project: CPC Huntersville (7/6/21)
Pace Project No.: 92547901

QC Batch: 631830 | Analysis Method: EPA 6010D
QC Batch Method: EPA 3010A | Analysis Description: 6010 MET
Laboratory: Pace Analytical Services - Asheville
Associated Lab Samples: 92547901001, 92547901002, 92547901003, 92547901004

METHOD BLANK: 3319030 Matrix: Water
Associated Lab Samples: 92547901001, 92547901002, 92547901003, 92547901004

Parameter	Units	Blank Result	Reporting Limit	MDL	Analyzed	Qualifiers
Lead	ug/L	ND	5.0	4.5	07/07/21 21:20	

LABORATORY CONTROL SAMPLE: 3319031

Parameter	Units	Spike Conc.	LCS Result	LCS % Rec	% Rec Limits	Qualifiers
Lead	ug/L	500	467	93	80-120	

MATRIX SPIKE & MATRIX SPIKE DUPLICATE: 3319032 3319033

Parameter	Units	92547901001 Result	MS Spike Conc.	MSD Spike Conc.	MS Result	MSD Result	MS % Rec	MSD % Rec	% Rec Limits	RPD	Max RPD	Qual
Lead	ug/L	5.3	500	500	456	466	90	92	75-125	2	20	

Results presented on this page are in the units indicated by the "Units" column except where an alternate unit is presented to the right of the result.

REPORT OF LABORATORY ANALYSIS

This report shall not be reproduced, except in full,
without the written consent of Pace Analytical Services, LLC.

Pace Analytical Services, LLC
9800 Kincey Ave. Suite 100
Huntersville, NC 28078
(704)875-9092

QUALITY CONTROL DATA

Project: CPC Huntersville (7/6/21)
Pace Project No.: 92547901

QC Batch: 631933 | Analysis Method: SM 6200B
QC Batch Method: SM 6200B | Analysis Description: 6200B MSV
Laboratory: Pace Analytical Services - Charlotte
Associated Lab Samples: 92547901001, 92547901002, 92547901003, 92547901004, 92547901005, 92547901006

METHOD BLANK: 3319664 Matrix: Water
Associated Lab Samples: 92547901001, 92547901002, 92547901003, 92547901004, 92547901005, 92547901006

Parameter	Units	Blank Result	Reporting Limit	MDL	Analyzed	Qualifiers
1,1,1,2-Tetrachloroethane	ug/L	ND	0.50	0.31	07/08/21 01:35	
1,1,1-Trichloroethane	ug/L	ND	0.50	0.33	07/08/21 01:35	
1,1,2,2-Tetrachloroethane	ug/L	ND	0.50	0.22	07/08/21 01:35	
1,1,2-Trichloroethane	ug/L	ND	0.50	0.32	07/08/21 01:35	
1,1-Dichloroethane	ug/L	ND	0.50	0.37	07/08/21 01:35	
1,1-Dichloroethene	ug/L	ND	0.50	0.35	07/08/21 01:35	
1,1-Dichloropropene	ug/L	ND	0.50	0.43	07/08/21 01:35	
1,2,3-Trichlorobenzene	ug/L	ND	2.0	0.81	07/08/21 01:35	
1,2,3-Trichloropropane	ug/L	ND	0.50	0.26	07/08/21 01:35	
1,2,4-Trichlorobenzene	ug/L	ND	2.0	0.64	07/08/21 01:35	
1,2,4-Trimethylbenzene	ug/L	ND	0.50	0.50	07/08/21 01:35	
1,2-Dibromo-3-chloropropane	ug/L	ND	1.0	0.34	07/08/21 01:35	
1,2-Dibromoethane (EDB)	ug/L	ND	0.50	0.27	07/08/21 01:35	
1,2-Dichlorobenzene	ug/L	ND	0.50	0.34	07/08/21 01:35	
1,2-Dichloroethane	ug/L	ND	0.50	0.32	07/08/21 01:35	
1,2-Dichloropropane	ug/L	ND	0.50	0.36	07/08/21 01:35	
1,3,5-Trimethylbenzene	ug/L	ND	0.50	0.33	07/08/21 01:35	
1,3-Dichlorobenzene	ug/L	ND	0.50	0.34	07/08/21 01:35	
1,3-Dichloropropane	ug/L	ND	0.50	0.28	07/08/21 01:35	
1,4-Dichlorobenzene	ug/L	ND	0.50	0.33	07/08/21 01:35	
2,2-Dichloropropane	ug/L	ND	0.50	0.39	07/08/21 01:35	
2-Chlorotoluene	ug/L	ND	0.50	0.32	07/08/21 01:35	
4-Chlorotoluene	ug/L	ND	0.50	0.32	07/08/21 01:35	
Benzene	ug/L	ND	0.50	0.34	07/08/21 01:35	
Bromobenzene	ug/L	ND	0.50	0.29	07/08/21 01:35	
Bromochloromethane	ug/L	ND	0.50	0.47	07/08/21 01:35	
Bromodichloromethane	ug/L	ND	0.50	0.31	07/08/21 01:35	
Bromoform	ug/L	ND	0.50	0.34	07/08/21 01:35	
Bromomethane	ug/L	ND	5.0	1.7	07/08/21 01:35	
Carbon tetrachloride	ug/L	ND	0.50	0.33	07/08/21 01:35	
Chlorobenzene	ug/L	ND	0.50	0.28	07/08/21 01:35	
Chloroethane	ug/L	ND	1.0	0.65	07/08/21 01:35	
Chloroform	ug/L	ND	0.50	0.35	07/08/21 01:35	
Chloromethane	ug/L	ND	1.0	0.54	07/08/21 01:35	
cis-1,2-Dichloroethene	ug/L	ND	0.50	0.38	07/08/21 01:35	
cis-1,3-Dichloropropene	ug/L	ND	0.50	0.36	07/08/21 01:35	
Dibromochloromethane	ug/L	ND	0.50	0.36	07/08/21 01:35	
Dibromomethane	ug/L	ND	0.50	0.39	07/08/21 01:35	
Dichlorodifluoromethane	ug/L	ND	0.50	0.35	07/08/21 01:35	
Diisopropyl ether	ug/L	ND	0.50	0.31	07/08/21 01:35	

Results presented on this page are in the units indicated by the "Units" column except where an alternate unit is presented to the right of the result.

REPORT OF LABORATORY ANALYSIS

This report shall not be reproduced, except in full,
without the written consent of Pace Analytical Services, LLC.

Pace Analytical Services, LLC
9800 Kincey Ave. Suite 100
Huntersville, NC 28078
(704)875-9092

QUALITY CONTROL DATA

Project: CPC Huntersville (7/6/21)
Pace Project No.: 92547901

METHOD BLANK: 3319664 Matrix: Water
Associated Lab Samples: 92547901001, 92547901002, 92547901003, 92547901004, 92547901005, 92547901006

Parameter	Units	Blank Result	Reporting Limit	MDL	Analyzed	Qualifiers
Ethylbenzene	ug/L	ND	0.50	0.30	07/08/21 01:35	
Hexachloro-1,3-butadiene	ug/L	ND	2.0	1.5	07/08/21 01:35	
Isopropylbenzene (Cumene)	ug/L	ND	0.50	0.33	07/08/21 01:35	
m&p-Xylene	ug/L	ND	1.0	0.71	07/08/21 01:35	
Methyl-tert-butyl ether	ug/L	ND	0.50	0.42	07/08/21 01:35	
Methylene Chloride	ug/L	ND	2.0	2.0	07/08/21 01:35	
n-Butylbenzene	ug/L	ND	0.50	0.49	07/08/21 01:35	
n-Propylbenzene	ug/L	ND	0.50	0.34	07/08/21 01:35	
Naphthalene	ug/L	ND	2.0	0.64	07/08/21 01:35	
o-Xylene	ug/L	ND	0.50	0.34	07/08/21 01:35	
sec-Butylbenzene	ug/L	ND	0.50	0.40	07/08/21 01:35	
Styrene	ug/L	ND	0.50	0.29	07/08/21 01:35	
tert-Butylbenzene	ug/L	ND	0.50	0.32	07/08/21 01:35	
Tetrachloroethene	ug/L	ND	0.50	0.29	07/08/21 01:35	
Toluene	ug/L	ND	0.50	0.48	07/08/21 01:35	
trans-1,2-Dichloroethene	ug/L	ND	0.50	0.40	07/08/21 01:35	
trans-1,3-Dichloropropene	ug/L	ND	0.50	0.36	07/08/21 01:35	
Trichloroethene	ug/L	ND	0.50	0.38	07/08/21 01:35	
Trichlorofluoromethane	ug/L	ND	1.0	0.30	07/08/21 01:35	
Vinyl chloride	ug/L	ND	1.0	0.39	07/08/21 01:35	
1,2-Dichloroethane-d4 (S)	%	98	70-130		07/08/21 01:35	
4-Bromofluorobenzene (S)	%	99	70-130		07/08/21 01:35	
Toluene-d8 (S)	%	101	70-130		07/08/21 01:35	

LABORATORY CONTROL SAMPLE: 3319665

Parameter	Units	Spike Conc.	LCS Result	LCS % Rec	% Rec Limits	Qualifiers
1,1,1,2-Tetrachloroethane	ug/L	50	54.2	108	60-140	
1,1,1-Trichloroethane	ug/L	50	46.4	93	60-140	
1,1,2,2-Tetrachloroethane	ug/L	50	50.4	101	60-140	
1,1,2-Trichloroethane	ug/L	50	51.1	102	60-140	
1,1-Dichloroethane	ug/L	50	46.4	93	60-140	
1,1-Dichloroethene	ug/L	50	44.4	89	60-140	
1,1-Dichloropropene	ug/L	50	47.5	95	60-140	
1,2,3-Trichlorobenzene	ug/L	50	53.6	107	60-140	
1,2,3-Trichloropropane	ug/L	50	51.3	103	60-140	
1,2,4-Trichlorobenzene	ug/L	50	51.9	104	60-140	
1,2,4-Trimethylbenzene	ug/L	50	50.4	101	60-140	
1,2-Dibromo-3-chloropropane	ug/L	50	57.7	115	60-140	
1,2-Dibromoethane (EDB)	ug/L	50	52.0	104	60-140	
1,2-Dichlorobenzene	ug/L	50	50.2	100	60-140	
1,2-Dichloroethane	ug/L	50	42.9	86	60-140	
1,2-Dichloropropane	ug/L	50	48.3	97	60-140	
1,3,5-Trimethylbenzene	ug/L	50	50.8	102	60-140	

Results presented on this page are in the units indicated by the "Units" column except where an alternate unit is presented to the right of the result.

REPORT OF LABORATORY ANALYSIS

This report shall not be reproduced, except in full,
without the written consent of Pace Analytical Services, LLC.

Pace Analytical Services, LLC
9800 Kincey Ave. Suite 100
Huntersville, NC 28078
(704)875-9092

QUALITY CONTROL DATA

Project: CPC Huntersville (7/6/21)
Pace Project No.: 92547901

LABORATORY CONTROL SAMPLE: 3319665

Parameter	Units	Spike Conc.	LCS Result	LCS % Rec	% Rec Limits	Qualifiers
1,3-Dichlorobenzene	ug/L	50	50.1	100	60-140	
1,3-Dichloropropane	ug/L	50	50.1	100	60-140	
1,4-Dichlorobenzene	ug/L	50	50.2	100	60-140	
2,2-Dichloropropane	ug/L	50	43.9	88	60-140	
2-Chlorotoluene	ug/L	50	50.2	100	60-140	
4-Chlorotoluene	ug/L	50	49.1	98	60-140	
Benzene	ug/L	50	47.8	96	60-140	
Bromobenzene	ug/L	50	50.6	101	60-140	
Bromochloromethane	ug/L	50	49.9	100	60-140	
Bromodichloromethane	ug/L	50	50.7	101	60-140	
Bromoform	ug/L	50	60.7	121	60-140	
Bromomethane	ug/L	50	64.6	129	60-140	
Carbon tetrachloride	ug/L	50	50.1	100	60-140	
Chlorobenzene	ug/L	50	49.0	98	60-140	
Chloroethane	ug/L	50	47.1	94	60-140	
Chloroform	ug/L	50	48.2	96	60-140	
Chloromethane	ug/L	50	47.5	95	60-140	
cis-1,2-Dichloroethene	ug/L	50	46.1	92	60-140	
cis-1,3-Dichloropropene	ug/L	50	52.6	105	60-140	
Dibromochloromethane	ug/L	50	57.0	114	60-140	
Dibromomethane	ug/L	50	48.3	97	60-140	
Dichlorodifluoromethane	ug/L	50	39.0	78	60-140	
Diisopropyl ether	ug/L	50	46.1	92	60-140	
Ethylbenzene	ug/L	50	48.1	96	60-140	
Hexachloro-1,3-butadiene	ug/L	50	50.1	100	60-140	
Isopropylbenzene (Cumene)	ug/L	50	49.5	99	60-140	
m&p-Xylene	ug/L	100	96.3	96	60-140	
Methyl-tert-butyl ether	ug/L	50	50.3	101	60-140	
Methylene Chloride	ug/L	50	47.9	96	60-140	
n-Butylbenzene	ug/L	50	49.4	99	60-140	
n-Propylbenzene	ug/L	50	49.4	99	60-140	
Naphthalene	ug/L	50	54.5	109	60-140	
o-Xylene	ug/L	50	48.8	98	60-140	
sec-Butylbenzene	ug/L	50	48.4	97	60-140	
Styrene	ug/L	50	51.9	104	60-140	
tert-Butylbenzene	ug/L	50	42.8	86	60-140	
Tetrachloroethene	ug/L	50	48.1	96	60-140	
Toluene	ug/L	50	46.8	94	60-140	
trans-1,2-Dichloroethene	ug/L	50	46.3	93	60-140	
trans-1,3-Dichloropropene	ug/L	50	54.3	109	60-140	
Trichloroethene	ug/L	50	45.8	92	60-140	
Trichlorofluoromethane	ug/L	50	42.1	84	60-140	
Vinyl chloride	ug/L	50	45.9	92	60-140	
1,2-Dichloroethane-d4 (S)	%			96	70-130	
4-Bromofluorobenzene (S)	%			97	70-130	
Toluene-d8 (S)	%			98	70-130	

Results presented on this page are in the units indicated by the "Units" column except where an alternate unit is presented to the right of the result.

REPORT OF LABORATORY ANALYSIS

This report shall not be reproduced, except in full,
without the written consent of Pace Analytical Services, LLC.

Pace Analytical Services, LLC
9800 Kincey Ave. Suite 100
Huntersville, NC 28078
(704)875-9092

QUALITY CONTROL DATA

Project: CPC Huntersville (7/6/21)
Pace Project No.: 92547901

MATRIX SPIKE & MATRIX SPIKE DUPLICATE: 3319666 3319667

Parameter	Units	92547459012 Result	MS Spike Conc.	MSD Spike Conc.	MS Result	MSD Result	MS % Rec	MSD % Rec	% Rec Limits	RPD	Max RPD	Qual
1,1,1,2-Tetrachloroethane	ug/L	ND	800	800	939	1010	117	126	60-140	7	30	
1,1,1-Trichloroethane	ug/L	ND	800	800	865	944	108	118	60-140	9	30	
1,1,2,2-Tetrachloroethane	ug/L	ND	800	800	855	912	107	114	60-140	6	30	
1,1,2-Trichloroethane	ug/L	ND	800	800	874	932	109	116	60-140	6	30	
1,1-Dichloroethane	ug/L	ND	800	800	844	898	105	112	60-140	6	30	
1,1-Dichloroethene	ug/L	ND	800	800	842	891	105	111	60-140	6	30	
1,1-Dichloropropene	ug/L	ND	800	800	852	915	106	114	60-140	7	30	
1,2,3-Trichlorobenzene	ug/L	ND	800	800	859	954	107	119	60-140	10	30	
1,2,3-Trichloropropane	ug/L	ND	800	800	879	934	110	117	60-140	6	30	
1,2,4-Trichlorobenzene	ug/L	ND	800	800	810	891	101	111	60-140	10	30	
1,2,4-Trimethylbenzene	ug/L	119	800	800	1010	1080	111	121	60-140	7	30	
1,2-Dibromo-3-chloropropane	ug/L	ND	800	800	893	1010	112	126	60-140	12	30	
1,2-Dibromoethane (EDB)	ug/L	ND	800	800	899	925	112	116	60-140	3	30	
1,2-Dichlorobenzene	ug/L	ND	800	800	849	936	106	117	60-140	10	30	
1,2-Dichloroethane	ug/L	ND	800	800	782	828	98	104	60-140	6	30	
1,2-Dichloropropane	ug/L	ND	800	800	825	908	103	113	60-140	10	30	
1,3,5-Trimethylbenzene	ug/L	37.0	800	800	927	994	111	120	60-140	7	30	
1,3-Dichlorobenzene	ug/L	ND	800	800	842	887	105	111	60-140	5	30	
1,3-Dichloropropane	ug/L	ND	800	800	871	929	109	116	60-140	6	30	
1,4-Dichlorobenzene	ug/L	ND	800	800	837	901	105	113	60-140	7	30	
2,2-Dichloropropane	ug/L	ND	800	800	673	735	84	92	60-140	9	30	
2-Chlorotoluene	ug/L	ND	800	800	905	958	113	120	60-140	6	30	
4-Chlorotoluene	ug/L	ND	800	800	863	925	108	116	60-140	7	30	
Benzene	ug/L	4760	800	800	5550	5950	98	149	60-140	7	30	M1
Bromobenzene	ug/L	ND	800	800	842	912	105	114	60-140	8	30	
Bromochloromethane	ug/L	ND	800	800	883	933	110	117	60-140	5	30	
Bromodichloromethane	ug/L	ND	800	800	889	961	111	120	60-140	8	30	
Bromoform	ug/L	ND	800	800	1030	1100	128	137	60-140	6	30	
Bromomethane	ug/L	ND	800	800	948	1070	119	133	60-140	12	30	
Carbon tetrachloride	ug/L	ND	800	800	939	1060	117	132	60-140	12	30	
Chlorobenzene	ug/L	ND	800	800	895	920	112	115	60-140	3	30	
Chloroethane	ug/L	ND	800	800	900	980	112	122	60-140	9	30	
Chloroform	ug/L	ND	800	800	873	906	109	113	60-140	4	30	
Chloromethane	ug/L	ND	800	800	849	935	106	117	60-140	10	30	
cis-1,2-Dichloroethene	ug/L	ND	800	800	834	873	104	109	60-140	5	30	
cis-1,3-Dichloropropene	ug/L	ND	800	800	841	909	105	114	60-140	8	30	
Dibromochloromethane	ug/L	ND	800	800	981	1010	123	126	60-140	3	30	
Dibromomethane	ug/L	ND	800	800	832	872	104	109	60-140	5	30	
Dichlorodifluoromethane	ug/L	ND	800	800	724	741	90	93	60-140	2	30	
Diisopropyl ether	ug/L	41.1	800	800	862	900	103	107	60-140	4	30	
Ethylbenzene	ug/L	388	800	800	1290	1350	112	120	60-140	5	30	
Hexachloro-1,3-butadiene	ug/L	ND	800	800	815	841	102	105	60-140	3	30	
Isopropylbenzene (Cumene)	ug/L	75.0	800	800	977	1040	113	120	60-140	6	30	
m&p-Xylene	ug/L	315	1600	1600	2060	2180	109	117	60-140	6	30	

Results presented on this page are in the units indicated by the "Units" column except where an alternate unit is presented to the right of the result.

REPORT OF LABORATORY ANALYSIS

This report shall not be reproduced, except in full,
without the written consent of Pace Analytical Services, LLC.

Pace Analytical Services, LLC
9800 Kincey Ave. Suite 100
Huntersville, NC 28078
(704)875-9092

QUALITY CONTROL DATA

Project: CPC Huntersville (7/6/21)
Pace Project No.: 92547901

MATRIX SPIKE & MATRIX SPIKE DUPLICATE: 3319666 3319667

Parameter	Units	92547459012 Result	MS Spike Conc.	MSD Spike Conc.	MS Result	MSD Result	MS % Rec	MSD % Rec	% Rec Limits	RPD	Max RPD	Qual
Methyl-tert-butyl ether	ug/L	71.8	800	800	929	995	107	115	60-140	7	30	
Methylene Chloride	ug/L	ND	800	800	877	925	110	116	60-140	5	30	
n-Butylbenzene	ug/L	ND	800	800	823	905	103	113	60-140	9	30	
n-Propylbenzene	ug/L	180	800	800	1050	1120	109	118	60-140	7	30	
Naphthalene	ug/L	180	800	800	1040	1130	107	118	60-140	8	30	
o-Xylene	ug/L	22.0	800	800	888	934	108	114	60-140	5	30	
sec-Butylbenzene	ug/L	ND	800	800	853	932	107	116	60-140	9	30	
Styrene	ug/L	ND	800	800	925	947	116	118	60-140	2	30	
tert-Butylbenzene	ug/L	ND	800	800	775	841	97	105	60-140	8	30	
Tetrachloroethene	ug/L	ND	800	800	878	899	110	112	60-140	2	30	
Toluene	ug/L	153	800	800	993	1060	105	113	60-140	6	30	
trans-1,2-Dichloroethene	ug/L	ND	800	800	834	898	104	112	60-140	7	30	
trans-1,3-Dichloropropene	ug/L	ND	800	800	896	935	112	117	60-140	4	30	
Trichloroethene	ug/L	ND	800	800	835	890	104	111	60-140	6	30	
Trichlorofluoromethane	ug/L	ND	800	800	841	880	105	110	60-140	5	30	
Vinyl chloride	ug/L	ND	800	800	834	881	104	110	60-140	5	30	
1,2-Dichloroethane-d4 (S)	%						99	98	70-130			
4-Bromofluorobenzene (S)	%						100	98	70-130			
Toluene-d8 (S)	%						97	99	70-130			

Results presented on this page are in the units indicated by the "Units" column except where an alternate unit is presented to the right of the result.

REPORT OF LABORATORY ANALYSIS

This report shall not be reproduced, except in full,
without the written consent of Pace Analytical Services, LLC.

Pace Analytical Services, LLC
9800 Kincey Ave. Suite 100
Huntersville, NC 28078
(704)875-9092

QUALIFIERS

Project: CPC Huntersville (7/6/21)
Pace Project No.: 92547901

DEFINITIONS

DF - Dilution Factor, if reported, represents the factor applied to the reported data due to dilution of the sample aliquot.

ND - Not Detected at or above adjusted reporting limit.

TNTC - Too Numerous To Count

J - Estimated concentration above the adjusted method detection limit and below the adjusted reporting limit.

MDL - Adjusted Method Detection Limit.

PQL - Practical Quantitation Limit.

RL - Reporting Limit - The lowest concentration value that meets project requirements for quantitative data with known precision and bias for a specific analyte in a specific matrix.

S - Surrogate

1,2-Diphenylhydrazine decomposes to and cannot be separated from Azobenzene using Method 8270. The result for each analyte is a combined concentration.

Consistent with EPA guidelines, unrounded data are displayed and have been used to calculate % recovery and RPD values.

LCS(D) - Laboratory Control Sample (Duplicate)

MS(D) - Matrix Spike (Duplicate)

DUP - Sample Duplicate

RPD - Relative Percent Difference

NC - Not Calculable.

SG - Silica Gel - Clean-Up

U - Indicates the compound was analyzed for, but not detected.

Acid preservation may not be appropriate for 2 Chloroethylvinyl ether.

A separate vial preserved to a pH of 4-5 is recommended in SW846 Chapter 4 for the analysis of Acrolein and Acrylonitrile by EPA Method 8260.

N-Nitrosodiphenylamine decomposes and cannot be separated from Diphenylamine using Method 8270. The result reported for each analyte is a combined concentration.

Pace Analytical is TNI accredited. Contact your Pace PM for the current list of accredited analytes.

TNI - The NELAC Institute.

ANALYTE QUALIFIERS

M1	Matrix spike recovery exceeded QC limits. Batch accepted based on laboratory control sample (LCS) recovery.
N2	The lab does not hold NELAC/TNI accreditation for this parameter but other accreditations/certifications may apply. A complete list of accreditations/certifications is available upon request.

This report shall not be reproduced, except in full,
without the written consent of Pace Analytical Services, LLC.

Pace Analytical Services, LLC
9800 Kincey Ave. Suite 100
Huntersville, NC 28078
(704)875-9092

QUALITY CONTROL DATA CROSS REFERENCE TABLE

Project: CPC Huntersville (7/6/21)
Pace Project No.: 92547901

Lab ID	Sample ID	QC Batch Method	QC Batch	Analytical Method	Analytical Batch
92547901001	**MW-42**	MADEP VPH	631912		
92547901002	**MW-66**	MADEP VPH	631912		
92547901003	**MW-67**	MADEP VPH	631912		
92547901004	**MW-68**	MADEP VPH	631912		
92547901005	**FB-2-20210706**	MADEP VPH	631912		
92547901001	**MW-42**	EPA 3010A	631830	EPA 6010D	631939
92547901002	**MW-66**	EPA 3010A	631830	EPA 6010D	631939
92547901003	**MW-67**	EPA 3010A	631830	EPA 6010D	631939
92547901004	**MW-68**	EPA 3010A	631830	EPA 6010D	631939
92547901001	**MW-42**	SM 6200B	631933		
92547901002	**MW-66**	SM 6200B	631933		
92547901003	**MW-67**	SM 6200B	631933		
92547901004	**MW-68**	SM 6200B	631933		
92547901005	**FB-2-20210706**	SM 6200B	631933		
92547901006	**Trip Blank**	SM 6200B	631933		

This report shall not be reproduced, except in full,
without the written consent of Pace Analytical Services, LLC.

Laboratory receiving samples:
Asheville ☐ Eden ☐ Greenwood ☐ Huntersville ☒ Raleigh ☐ Mechanicsville ☐ Atlanta ☐ Kernersville ☐

WO# : 92547901

Sample Condition Upon Receipt

Client Name: AECOM **Project #:**

Courier: ☐ Fed Ex ☐ UPS ☐ USPS ☒ Client ☐ Commercial ☐ Pace ☐ Other:

Custody Seal Present? ☐ Yes ☒ No **Seals Intact?** ☐ Yes ☒ No **Date/Initials-Person-Examining-Contents:** 10/27/21

Packing Material: ☐ Bubble Wrap ☒ Bubble Bags ☐ None ☐ Other

Biological Tissue Frozen? ☐ Yes ☐ No ☒ N/A

Thermometer: ☒ IR Gun ID: 92T064 ☒ Wet ☐ Blue ☐ None **Type of Ice:**

Cooler Temp: 4.8 **Correction Factor:** Add/Subtract (°C) -0.1

Temp should be above freezing to 6°C
☐ Samples out of temp criteria. Samples on ice, cooling process has begun

Cooler Temp Corrected (°C): 4.7

USDA Regulated Soil (☒ N/A, water sample)
Did samples originate in a quarantine zone within the United States: CA, NY, or SC (check maps)? ☐ Yes ☐ No

Did samples originate from a foreign source (internationally, including Hawaii and Puerto Rico)? ☐ Yes ☐ No

				Comments/Discrepancy:
Chain of Custody Present?	☒ Yes	☐ No	☐ N/A	1.
Samples Arrived within Hold Time?	☒ Yes	☐ No	☐ N/A	2.
Short Hold Time Analysis (<72 hr.)?	☐ Yes	☒ No	☐ N/A	3.
Rush Turn Around Time Requested?	☒ Yes	☐ No	☐ N/A	4.
Sufficient Volume?	☒ Yes	☐ No	☐ N/A	5.
Correct Containers Used?	☒ Yes	☐ No	☐ N/A	6.
-Pace Containers Used?	☒ Yes	☐ No	☐ N/A	
Containers Intact?	☒ Yes	☐ No	☐ N/A	7.
Dissolved analysis: Samples Field Filtered?	☐ Yes	☒ No	☐ N/A	8.
Sample Labels Match COC?	☒ Yes	☐ No	☐ N/A	9.
-Includes Date/Time/ID/Analysis Matrix: WT				
Headspace in VOA Vials (>5-6mm)?	☐ Yes	☒ No	☐ N/A	10.
Trip Blank Present?	☒ Yes	☐ No	☐ N/A	11.
Trip Blank Custody Seals Present?	☒ Yes	☐ No	☐ N/A	

COMMENTS/SAMPLE DISCREPANCY

Field Data Required? ☐ Yes ☐ No

Lot ID of split containers:

CLIENT NOTIFICATION/RESOLUTION

Person contacted: Date/Time:

Project Manager SCURF Review: **Date:**

Project Manager SRF Review: **Date:**

***Check mark top half of box if pH and/or dechlorination is verified and within the acceptance range for preservation samples.**

Exceptions: VOA, Coliform, TOC, Oil and Grease, DRO/8015 (water) DOC, LLHg

****Bottom half of box is to list number of bottles**

Proj

WO#:92547901

PM: NMG Due Date: 07/09/21

CLIENT: 92-AECOM CHA

Item#	BP4U-125 mL Plastic Unpreserved (N/A) (Cl-)	BP3U-250 mL Plastic Unpreserved (N/A)	BP2U-500 mL Plastic Unpreserved (N/A)	BP1U-1 liter Plastic Unpreserved (N/A)	BP4S-125 mL Plastic H2SO4 (pH < 2) (Cl-)	BP3N-250 mL plastic HNO3 (pH < 2)	BP4Z-125 mL Plastic ZN Acetate & NaOH (>9)	BP4C-125 mL Plastic NaOH (pH > 12) (Cl-)	WGFU-Wide-mouthed Glass jar Unpreserved	AG1U-1 liter Amber Unpreserved (N/A) (Cl-)	AG1H-1 liter Amber HCl (pH < 2)	AG3U-250 mL Amber Unpreserved (N/A) (Cl-)	AG1S-1 liter Amber H2SO4 (pH < 2)	AG3S-250 mL Amber H2SO4 (pH < 2)	AG3A(DG3A)-250 mL Amber NH4Cl (N/A)(Cl-)	DG9H-40 mL VOA HCl (N/A)	VG9T-40 mL VOA Na2S2O3 (N/A)	VG9U-40 mL VOA Unp (N/A)	DG9P-40 mL VOA H3PO4 (N/A)	VOAK (6 vials per kit)-5035 kit (N/A)	V/GK (3 vials per kit)-VPH/Gas kit(N/A)	SP5T-125 mL Sterile Plastic (N/A – lab)	SP2T-250 mL Sterile Plastic (N/A – lab)		BP3A-250 mL Plastic (NH2)2SO4 (9.3-9.7)	AG0U-100 mL Amber Unpreserved vials (N/A)	VSGU-20 mL Scintillation vials (N/A)	DG9U-40 mL Amber Unpreserved vials (N/A)
1						1 ✓										7													
2						1 ✓										7													
3						1 ✓										7													
4						1 ✓										7													
5																7													
6																2													
7																													
8																													
9																													
10																													
11																													
12																													

pH Adjustment Log for Preserved Samples

Sample ID	Type of Preservative	pH upon receipt	Date preservation adjusted	Time preservation adjusted	Amount of Preservative added	Lot #

Note: Whenever there is a discrepancy affecting North Carolina compliance samples, a copy of this form will be sent to the North Carolina DEHNR Certification Office (i.e. Out of hold, incorrect preservative, out of temp, incorrect containers.

Blue

CHAIN-OF-CUSTODY / Analytical Request Document

The Chain-of-Custody is a LEGAL DOCUMENT. All relevant fields must be completed accurately.

Pace Analytical WWW.PACELABS.COM

Submitting a sample via this chain of custody constitutes acknowledgment and acceptance of the Pace Terms and Conditions found at https://info.pacelabs.com/hubfs/pas-standard-terms.pdf.

Section A
Required Client Information:

Company:	AECOM
Address:	6000 Fairview Road
	Suite 200, Charlotte, NC 28226
Email:	
Phone: (704)522-0330	Fax:
Requested Due Date:	3 day TAT

Section B
Required Project Information:

Report To:	Andrew Wreschnig
Copy To:	
Purchase Order #:	
Project Name:	CPC Huntersville
Project #:	

Section C
Invoice Information:

Attention:	
Company Name:	
Address:	
Pace Quote:	
Pace Project Manager:	nicole.d'oleo@pacelabs.com,
Pace Profile #:	12518-3

Regulatory Agency

State / Location
NC

Requested Analysis Filtered (Y/N)

ITEM #	SAMPLE ID (One Character per box. (A-Z, 0-9 / , -) Sample Ids must be unique)	MATRIX CODE (see valid codes to left)	SAMPLE TYPE (G=GRAB C=COMP)	COLLECTED START DATE	COLLECTED START TIME	COLLECTED END DATE	COLLECTED END TIME	SAMPLE TEMP AT COLLECTION	# OF CONTAINERS	Preservatives: Unpreserved	H2SO4	HNO3	HCl	NaOH	Na2S2O3	Methanol	Other	Analyses Test Y/N	6200B	NC VPH	6010 Lead	Trip BLANK	Residual Chlorine (Y/N)	92547901
1	MW-42	WT	G			7/6/21	1020		8			X	X						X	X	X			001
2	MW-66						1500																	002
3	MW-67						1510																	003
4	MW-68						1210																	004
5	FB-2-20210706						1550		7															005
6	Trip Blank						Lab Provided															X		006
7																								
8																								
9																								
10																								
11																								
12																								

ADDITIONAL COMMENTS
3 day TAT

RELINQUISHED BY / AFFILIATION	DATE	TIME	ACCEPTED BY / AFFILIATION	DATE	TIME
Emily R. Love / AECOM	7/6/21	1745	Pace Nathan Jones	7-6-21	17:45

SAMPLE CONDITIONS

TEMP in C	Received on Ice (Y/N)	Custody Sealed Cooler (Y/N)	Samples Intact (Y/N)
4.7	Y	N	Y

SAMPLER NAME AND SIGNATURE

PRINT Name of SAMPLER: Emily Love

SIGNATURE of SAMPLER: Emily R. Love

DATE Signed: 7/6/2021

MATRIX CODE: Drinking Water DW; Water WT; Waste Water WW; Product P; Soil/Solid SL; Oil OL; Wipe WP; Air AR; Other OT; Tissue TS

Pace Analytical Services, LLC
9800 Kincey Ave. Suite 100
Huntersville, NC 28078
(704)875-9092

July 12, 2021

Andrew Wreschnig
AECOM
6000 Fairview Road
Suite 200
Charlotte, NC 28210

RE: Project: CPC Huntersville (7/7/21)
Pace Project No.: 92548168

Dear Andrew Wreschnig:

Enclosed are the analytical results for sample(s) received by the laboratory on July 07, 2021. The results relate only to the samples included in this report. Results reported herein conform to the applicable TNI/NELAC Standards and the laboratory's Quality Manual, where applicable, unless otherwise noted in the body of the report.

The test results provided in this final report were generated by each of the following laboratories within the Pace Network:

- Pace Analytical Services - Asheville
- Pace Analytical Services - Charlotte

If you have any questions concerning this report, please feel free to contact me.

Sincerely,

Nicole D'Oleo

Nicole D'Oleo
nicole.d'oleo@pacelabs.com
(704)875-9092
Project Manager

Enclosures

cc: Teresa Amentt Jennings, AECOM
Jeff Morrison, Colonial Pipeline Company

This report shall not be reproduced, except in full,
without the written consent of Pace Analytical Services, LLC.

Pace Analytical Services, LLC
9800 Kincey Ave. Suite 100
Huntersville, NC 28078
(704)875-9092

CERTIFICATIONS

Project: CPC Huntersville (7/7/21)
Pace Project No.: 92548168

Pace Analytical Services Charlotte
9800 Kincey Ave. Ste 100, Huntersville, NC 28078
Louisiana/NELAP Certification # LA170028
North Carolina Drinking Water Certification #: 37706
North Carolina Field Services Certification #: 5342
North Carolina Wastewater Certification #: 12
South Carolina Certification #: 99006001
Florida/NELAP Certification #: E87627
Kentucky UST Certification #: 84
Virginia/VELAP Certification #: 460221

Pace Analytical Services Asheville
2225 Riverside Drive, Asheville, NC 28804
Florida/NELAP Certification #: E87648
North Carolina Drinking Water Certification #: 37712
North Carolina Wastewater Certification #: 40
South Carolina Certification #: 99030001
Virginia/VELAP Certification #: 460222

This report shall not be reproduced, except in full,
without the written consent of Pace Analytical Services, LLC.

Pace Analytical Services, LLC
9800 Kincey Ave. Suite 100
Huntersville, NC 28078
(704)875-9092

SAMPLE SUMMARY

Project: CPC Huntersville (7/7/21)
Pace Project No.: 92548168

Lab ID	Sample ID	Matrix	Date Collected	Date Received
92548168001	**MW-20**	Water	07/07/21 16:10	07/07/21 17:18
92548168002	**MW-38**	Water	07/07/21 14:00	07/07/21 17:18
92548168003	**MW-63**	Water	07/07/21 10:40	07/07/21 17:18
92548168004	**DUP-1-20210707**	Water	07/07/21 00:00	07/07/21 17:18
92548168005	**FB-2-20210707**	Water	07/07/21 16:10	07/07/21 17:18
92548168006	**Trip Blank**	Water	07/07/21 00:00	07/07/21 17:18

This report shall not be reproduced, except in full,
without the written consent of Pace Analytical Services, LLC.

Pace Analytical Services, LLC
9800 Kincey Ave. Suite 100
Huntersville, NC 28078
(704)875-9092

SAMPLE ANALYTE COUNT

Project: CPC Huntersville (7/7/21)
Pace Project No.: 92548168

Lab ID	Sample ID	Method	Analysts	Analytes Reported	Laboratory
92548168001	**MW-20**	MADEP VPH	MAD	6	PASI-C
		EPA 6010D	SH1	1	PASI-A
		SM 6200B	SAS	63	PASI-C
92548168002	**MW-38**	MADEP VPH	MAD	6	PASI-C
		EPA 6010D	SH1	1	PASI-A
		SM 6200B	SAS	63	PASI-C
92548168003	**MW-63**	MADEP VPH	MAD	6	PASI-C
		EPA 6010D	SH1	1	PASI-A
		SM 6200B	SAS	63	PASI-C
92548168004	**DUP-1-20210707**	MADEP VPH	MAD	6	PASI-C
		EPA 6010D	SH1	1	PASI-A
		SM 6200B	SAS	63	PASI-C
92548168005	**FB-2-20210707**	MADEP VPH	MAD	6	PASI-C
		SM 6200B	SAS	63	PASI-C
92548168006	**Trip Blank**	SM 6200B	SAS	63	PASI-C

PASI-A = Pace Analytical Services - Asheville
PASI-C = Pace Analytical Services - Charlotte

This report shall not be reproduced, except in full,
without the written consent of Pace Analytical Services, LLC.

Pace Analytical Services, LLC
9800 Kincey Ave. Suite 100
Huntersville, NC 28078
(704)875-9092

ANALYTICAL RESULTS

Project: CPC Huntersville (7/7/21)
Pace Project No.: 92548168

Sample: MW-20 **Lab ID: 92548168001** Collected: 07/07/21 16:10 Received: 07/07/21 17:18 Matrix: Water

Parameters	Results	Units	Report Limit	MDL	DF	Prepared	Analyzed	CAS No.	Qual
VPH NC Water	Analytical Method: MADEP VPH Pace Analytical Services - Charlotte								
Total VPH (C5-C12)	ND	ug/L	50.0	50.0	1		07/08/21 16:59		N2
Aliphatic (C05-C08)	ND	ug/L	50.0	50.0	1		07/08/21 16:59		N2
Aliphatic(C09-C12) Adjusted	ND	ug/L	50.0	50.0	1		07/08/21 16:59		N2
Aromatic (C09-C10)	ND	ug/L	50.0	50.0	1		07/08/21 16:59		N2
Surrogates									
4-Bromofluorobenzene (FID) (S)	108	%	70-130		1		07/08/21 16:59	460-00-4	
4-Bromofluorobenzene (PID) (S)	103	%	70-130		1		07/08/21 16:59	460-00-4	
6010 MET ICP	Analytical Method: EPA 6010D Preparation Method: EPA 3010A Pace Analytical Services - Asheville								
Lead	ND	ug/L	5.0	4.5	1	07/08/21 15:24	07/09/21 06:31	7439-92-1	
6200B MSV	Analytical Method: SM 6200B Pace Analytical Services - Charlotte								
Benzene	**0.81**	ug/L	0.50	0.34	1		07/09/21 02:47	71-43-2	
Bromobenzene	ND	ug/L	0.50	0.29	1		07/09/21 02:47	108-86-1	
Bromochloromethane	ND	ug/L	0.50	0.47	1		07/09/21 02:47	74-97-5	
Bromodichloromethane	**0.58**	ug/L	0.50	0.31	1		07/09/21 02:47	75-27-4	
Bromoform	ND	ug/L	0.50	0.34	1		07/09/21 02:47	75-25-2	
Bromomethane	ND	ug/L	5.0	1.7	1		07/09/21 02:47	74-83-9	
n-Butylbenzene	ND	ug/L	0.50	0.49	1		07/09/21 02:47	104-51-8	
sec-Butylbenzene	ND	ug/L	0.50	0.40	1		07/09/21 02:47	135-98-8	
tert-Butylbenzene	ND	ug/L	0.50	0.32	1		07/09/21 02:47	98-06-6	
Carbon tetrachloride	ND	ug/L	0.50	0.33	1		07/09/21 02:47	56-23-5	
Chlorobenzene	ND	ug/L	0.50	0.28	1		07/09/21 02:47	108-90-7	
Chloroethane	ND	ug/L	1.0	0.65	1		07/09/21 02:47	75-00-3	
Chloroform	**3.3**	ug/L	0.50	0.35	1		07/09/21 02:47	67-66-3	
Chloromethane	ND	ug/L	1.0	0.54	1		07/09/21 02:47	74-87-3	
2-Chlorotoluene	ND	ug/L	0.50	0.32	1		07/09/21 02:47	95-49-8	
4-Chlorotoluene	ND	ug/L	0.50	0.32	1		07/09/21 02:47	106-43-4	
1,2-Dibromo-3-chloropropane	ND	ug/L	1.0	0.34	1		07/09/21 02:47	96-12-8	
Dibromochloromethane	ND	ug/L	0.50	0.36	1		07/09/21 02:47	124-48-1	
1,2-Dibromoethane (EDB)	ND	ug/L	0.50	0.27	1		07/09/21 02:47	106-93-4	
Dibromomethane	ND	ug/L	0.50	0.39	1		07/09/21 02:47	74-95-3	
1,2-Dichlorobenzene	ND	ug/L	0.50	0.34	1		07/09/21 02:47	95-50-1	
1,3-Dichlorobenzene	ND	ug/L	0.50	0.34	1		07/09/21 02:47	541-73-1	
1,4-Dichlorobenzene	ND	ug/L	0.50	0.33	1		07/09/21 02:47	106-46-7	
Dichlorodifluoromethane	ND	ug/L	0.50	0.35	1		07/09/21 02:47	75-71-8	
1,1-Dichloroethane	ND	ug/L	0.50	0.37	1		07/09/21 02:47	75-34-3	
1,2-Dichloroethane	ND	ug/L	0.50	0.32	1		07/09/21 02:47	107-06-2	
1,1-Dichloroethene	ND	ug/L	0.50	0.35	1		07/09/21 02:47	75-35-4	
cis-1,2-Dichloroethene	ND	ug/L	0.50	0.38	1		07/09/21 02:47	156-59-2	
trans-1,2-Dichloroethene	ND	ug/L	0.50	0.40	1		07/09/21 02:47	156-60-5	
1,2-Dichloropropane	ND	ug/L	0.50	0.36	1		07/09/21 02:47	78-87-5	
1,3-Dichloropropane	ND	ug/L	0.50	0.28	1		07/09/21 02:47	142-28-9	

REPORT OF LABORATORY ANALYSIS

This report shall not be reproduced, except in full,
without the written consent of Pace Analytical Services, LLC.

Pace Analytical Services, LLC
9800 Kincey Ave. Suite 100
Huntersville, NC 28078
(704)875-9092

ANALYTICAL RESULTS

Project: CPC Huntersville (7/7/21)
Pace Project No.: 92548168

Sample: MW-20 **Lab ID: 92548168001** Collected: 07/07/21 16:10 Received: 07/07/21 17:18 Matrix: Water

Parameters	Results	Units	Report Limit	MDL	DF	Prepared	Analyzed	CAS No.	Qual
6200B MSV	Analytical Method: SM 6200B Pace Analytical Services - Charlotte								
2,2-Dichloropropane	ND	ug/L	0.50	0.39	1		07/09/21 02:47	594-20-7	
1,1-Dichloropropene	ND	ug/L	0.50	0.43	1		07/09/21 02:47	563-58-6	
cis-1,3-Dichloropropene	ND	ug/L	0.50	0.36	1		07/09/21 02:47	10061-01-5	
trans-1,3-Dichloropropene	ND	ug/L	0.50	0.36	1		07/09/21 02:47	10061-02-6	
Diisopropyl ether	ND	ug/L	0.50	0.31	1		07/09/21 02:47	108-20-3	
Ethylbenzene	**0.39J**	ug/L	0.50	0.30	1		07/09/21 02:47	100-41-4	
Hexachloro-1,3-butadiene	ND	ug/L	2.0	1.5	1		07/09/21 02:47	87-68-3	
Isopropylbenzene (Cumene)	ND	ug/L	0.50	0.33	1		07/09/21 02:47	98-82-8	
Methylene Chloride	ND	ug/L	2.0	2.0	1		07/09/21 02:47	75-09-2	
Methyl-tert-butyl ether	ND	ug/L	0.50	0.42	1		07/09/21 02:47	1634-04-4	
Naphthalene	ND	ug/L	2.0	0.64	1		07/09/21 02:47	91-20-3	
n-Propylbenzene	ND	ug/L	0.50	0.34	1		07/09/21 02:47	103-65-1	
Styrene	ND	ug/L	0.50	0.29	1		07/09/21 02:47	100-42-5	
1,1,1,2-Tetrachloroethane	ND	ug/L	0.50	0.31	1		07/09/21 02:47	630-20-6	
1,1,2,2-Tetrachloroethane	ND	ug/L	0.50	0.22	1		07/09/21 02:47	79-34-5	
Tetrachloroethene	ND	ug/L	0.50	0.29	1		07/09/21 02:47	127-18-4	
Toluene	**0.81**	ug/L	0.50	0.48	1		07/09/21 02:47	108-88-3	
1,2,3-Trichlorobenzene	ND	ug/L	2.0	0.81	1		07/09/21 02:47	87-61-6	
1,2,4-Trichlorobenzene	ND	ug/L	2.0	0.64	1		07/09/21 02:47	120-82-1	
1,1,1-Trichloroethane	ND	ug/L	0.50	0.33	1		07/09/21 02:47	71-55-6	
1,1,2-Trichloroethane	ND	ug/L	0.50	0.32	1		07/09/21 02:47	79-00-5	
Trichloroethene	ND	ug/L	0.50	0.38	1		07/09/21 02:47	79-01-6	
Trichlorofluoromethane	ND	ug/L	1.0	0.30	1		07/09/21 02:47	75-69-4	
1,2,3-Trichloropropane	ND	ug/L	0.50	0.26	1		07/09/21 02:47	96-18-4	
1,2,4-Trimethylbenzene	ND	ug/L	0.50	0.50	1		07/09/21 02:47	95-63-6	
1,3,5-Trimethylbenzene	ND	ug/L	0.50	0.33	1		07/09/21 02:47	108-67-8	
Vinyl chloride	ND	ug/L	1.0	0.39	1		07/09/21 02:47	75-01-4	
m&p-Xylene	**1.6**	ug/L	1.0	0.71	1		07/09/21 02:47	179601-23-1	
o-Xylene	**0.72**	ug/L	0.50	0.34	1		07/09/21 02:47	95-47-6	
Surrogates									
1,2-Dichloroethane-d4 (S)	104	%	70-130		1		07/09/21 02:47	17060-07-0	
4-Bromofluorobenzene (S)	97	%	70-130		1		07/09/21 02:47	460-00-4	
Toluene-d8 (S)	101	%	70-130		1		07/09/21 02:47	2037-26-5	

REPORT OF LABORATORY ANALYSIS

This report shall not be reproduced, except in full,
without the written consent of Pace Analytical Services, LLC.

Pace Analytical Services, LLC
9800 Kincey Ave. Suite 100
Huntersville, NC 28078
(704)875-9092

ANALYTICAL RESULTS

Project: CPC Huntersville (7/7/21)
Pace Project No.: 92548168

Sample: MW-38 **Lab ID: 92548168002** Collected: 07/07/21 14:00 Received: 07/07/21 17:18 Matrix: Water

Parameters	Results	Units	Report Limit	MDL	DF	Prepared	Analyzed	CAS No.	Qual
VPH NC Water	Analytical Method: MADEP VPH Pace Analytical Services - Charlotte								
Total VPH (C5-C12)	**16600**	ug/L	200	200	4		07/10/21 10:59		N2
Aliphatic (C05-C08)	**13400**	ug/L	200	200	4		07/10/21 10:59		N2
Aliphatic(C09-C12) Adjusted	**2840**	ug/L	200	200	4		07/10/21 10:59		N2
Aromatic (C09-C10)	**321**	ug/L	200	200	4		07/10/21 10:59		N2
Surrogates									
4-Bromofluorobenzene (FID) (S)	105	%	70-130		4		07/10/21 10:59	460-00-4	
4-Bromofluorobenzene (PID) (S)	98	%	70-130		4		07/10/21 10:59	460-00-4	
6010 MET ICP	Analytical Method: EPA 6010D Preparation Method: EPA 3010A Pace Analytical Services - Asheville								
Lead	ND	ug/L	5.0	4.5	1	07/08/21 15:24	07/09/21 06:51	7439-92-1	
6200B MSV	Analytical Method: SM 6200B Pace Analytical Services - Charlotte								
Benzene	**1630**	ug/L	5.0	3.4	10		07/09/21 03:59	71-43-2	
Bromobenzene	ND	ug/L	5.0	2.9	10		07/09/21 03:59	108-86-1	
Bromochloromethane	ND	ug/L	5.0	4.7	10		07/09/21 03:59	74-97-5	
Bromodichloromethane	ND	ug/L	5.0	3.1	10		07/09/21 03:59	75-27-4	
Bromoform	ND	ug/L	5.0	3.4	10		07/09/21 03:59	75-25-2	
Bromomethane	ND	ug/L	50.0	16.6	10		07/09/21 03:59	74-83-9	
n-Butylbenzene	ND	ug/L	5.0	4.9	10		07/09/21 03:59	104-51-8	
sec-Butylbenzene	ND	ug/L	5.0	4.0	10		07/09/21 03:59	135-98-8	
tert-Butylbenzene	ND	ug/L	5.0	3.2	10		07/09/21 03:59	98-06-6	
Carbon tetrachloride	ND	ug/L	5.0	3.3	10		07/09/21 03:59	56-23-5	
Chlorobenzene	ND	ug/L	5.0	2.8	10		07/09/21 03:59	108-90-7	
Chloroethane	ND	ug/L	10.0	6.5	10		07/09/21 03:59	75-00-3	
Chloroform	ND	ug/L	5.0	3.5	10		07/09/21 03:59	67-66-3	
Chloromethane	ND	ug/L	10.0	5.4	10		07/09/21 03:59	74-87-3	
2-Chlorotoluene	ND	ug/L	5.0	3.2	10		07/09/21 03:59	95-49-8	
4-Chlorotoluene	ND	ug/L	5.0	3.2	10		07/09/21 03:59	106-43-4	
1,2-Dibromo-3-chloropropane	ND	ug/L	10.0	3.4	10		07/09/21 03:59	96-12-8	
Dibromochloromethane	ND	ug/L	5.0	3.6	10		07/09/21 03:59	124-48-1	
1,2-Dibromoethane (EDB)	ND	ug/L	5.0	2.7	10		07/09/21 03:59	106-93-4	
Dibromomethane	ND	ug/L	5.0	3.9	10		07/09/21 03:59	74-95-3	
1,2-Dichlorobenzene	ND	ug/L	5.0	3.4	10		07/09/21 03:59	95-50-1	
1,3-Dichlorobenzene	ND	ug/L	5.0	3.4	10		07/09/21 03:59	541-73-1	
1,4-Dichlorobenzene	ND	ug/L	5.0	3.3	10		07/09/21 03:59	106-46-7	
Dichlorodifluoromethane	ND	ug/L	5.0	3.5	10		07/09/21 03:59	75-71-8	
1,1-Dichloroethane	ND	ug/L	5.0	3.7	10		07/09/21 03:59	75-34-3	
1,2-Dichloroethane	ND	ug/L	5.0	3.2	10		07/09/21 03:59	107-06-2	
1,1-Dichloroethene	ND	ug/L	5.0	3.5	10		07/09/21 03:59	75-35-4	
cis-1,2-Dichloroethene	ND	ug/L	5.0	3.8	10		07/09/21 03:59	156-59-2	
trans-1,2-Dichloroethene	ND	ug/L	5.0	4.0	10		07/09/21 03:59	156-60-5	
1,2-Dichloropropane	ND	ug/L	5.0	3.6	10		07/09/21 03:59	78-87-5	
1,3-Dichloropropane	ND	ug/L	5.0	2.8	10		07/09/21 03:59	142-28-9	

REPORT OF LABORATORY ANALYSIS

This report shall not be reproduced, except in full,
without the written consent of Pace Analytical Services, LLC.

Pace Analytical Services, LLC
9800 Kincey Ave. Suite 100
Huntersville, NC 28078
(704)875-9092

ANALYTICAL RESULTS

Project: CPC Huntersville (7/7/21)
Pace Project No.: 92548168

Sample: MW-38 **Lab ID: 92548168002** Collected: 07/07/21 14:00 Received: 07/07/21 17:18 Matrix: Water

Parameters	Results	Units	Report Limit	MDL	DF	Prepared	Analyzed	CAS No.	Qual
6200B MSV	Analytical Method: SM 6200B Pace Analytical Services - Charlotte								
2,2-Dichloropropane	ND	ug/L	5.0	3.9	10		07/09/21 03:59	594-20-7	
1,1-Dichloropropene	ND	ug/L	5.0	4.3	10		07/09/21 03:59	563-58-6	
cis-1,3-Dichloropropene	ND	ug/L	5.0	3.6	10		07/09/21 03:59	10061-01-5	
trans-1,3-Dichloropropene	ND	ug/L	5.0	3.6	10		07/09/21 03:59	10061-02-6	
Diisopropyl ether	**264**	ug/L	5.0	3.1	10		07/09/21 03:59	108-20-3	
Ethylbenzene	**205**	ug/L	5.0	3.0	10		07/09/21 03:59	100-41-4	
Hexachloro-1,3-butadiene	ND	ug/L	20.0	15.3	10		07/09/21 03:59	87-68-3	
Isopropylbenzene (Cumene)	**5.7**	ug/L	5.0	3.3	10		07/09/21 03:59	98-82-8	
Methylene Chloride	ND	ug/L	20.0	19.5	10		07/09/21 03:59	75-09-2	
Methyl-tert-butyl ether	**109**	ug/L	5.0	4.2	10		07/09/21 03:59	1634-04-4	
Naphthalene	**23.8**	ug/L	20.0	6.4	10		07/09/21 03:59	91-20-3	
n-Propylbenzene	**12.3**	ug/L	5.0	3.4	10		07/09/21 03:59	103-65-1	
Styrene	ND	ug/L	5.0	2.9	10		07/09/21 03:59	100-42-5	
1,1,1,2-Tetrachloroethane	ND	ug/L	5.0	3.1	10		07/09/21 03:59	630-20-6	
1,1,2,2-Tetrachloroethane	ND	ug/L	5.0	2.2	10		07/09/21 03:59	79-34-5	
Tetrachloroethene	ND	ug/L	5.0	2.9	10		07/09/21 03:59	127-18-4	
Toluene	**780**	ug/L	5.0	4.8	10		07/09/21 03:59	108-88-3	
1,2,3-Trichlorobenzene	ND	ug/L	20.0	8.1	10		07/09/21 03:59	87-61-6	
1,2,4-Trichlorobenzene	ND	ug/L	20.0	6.4	10		07/09/21 03:59	120-82-1	
1,1,1-Trichloroethane	ND	ug/L	5.0	3.3	10		07/09/21 03:59	71-55-6	
1,1,2-Trichloroethane	ND	ug/L	5.0	3.2	10		07/09/21 03:59	79-00-5	
Trichloroethene	ND	ug/L	5.0	3.8	10		07/09/21 03:59	79-01-6	
Trichlorofluoromethane	ND	ug/L	10.0	3.0	10		07/09/21 03:59	75-69-4	
1,2,3-Trichloropropane	ND	ug/L	5.0	2.6	10		07/09/21 03:59	96-18-4	
1,2,4-Trimethylbenzene	**99.9**	ug/L	5.0	5.0	10		07/09/21 03:59	95-63-6	
1,3,5-Trimethylbenzene	**26.0**	ug/L	5.0	3.3	10		07/09/21 03:59	108-67-8	
Vinyl chloride	ND	ug/L	10.0	3.9	10		07/09/21 03:59	75-01-4	
m&p-Xylene	**805**	ug/L	10.0	7.1	10		07/09/21 03:59	179601-23-1	
o-Xylene	**420**	ug/L	5.0	3.4	10		07/09/21 03:59	95-47-6	
Surrogates									
1,2-Dichloroethane-d4 (S)	103	%	70-130		10		07/09/21 03:59	17060-07-0	
4-Bromofluorobenzene (S)	97	%	70-130		10		07/09/21 03:59	460-00-4	
Toluene-d8 (S)	100	%	70-130		10		07/09/21 03:59	2037-26-5	

REPORT OF LABORATORY ANALYSIS

This report shall not be reproduced, except in full,
without the written consent of Pace Analytical Services, LLC.

Pace Analytical Services, LLC
9800 Kincey Ave. Suite 100
Huntersville, NC 28078
(704)875-9092

ANALYTICAL RESULTS

Project: CPC Huntersville (7/7/21)
Pace Project No.: 92548168

Sample: MW-63 **Lab ID: 92548168003** Collected: 07/07/21 10:40 Received: 07/07/21 17:18 Matrix: Water

Parameters	Results	Units	Report Limit	MDL	DF	Prepared	Analyzed	CAS No.	Qual
VPH NC Water	Analytical Method: MADEP VPH Pace Analytical Services - Charlotte								
Total VPH (C5-C12)	ND	ug/L	50.0	50.0	1		07/08/21 17:56		N2
Aliphatic (C05-C08)	ND	ug/L	50.0	50.0	1		07/08/21 17:56		N2
Aliphatic(C09-C12) Adjusted	ND	ug/L	50.0	50.0	1		07/08/21 17:56		N2
Aromatic (C09-C10)	ND	ug/L	50.0	50.0	1		07/08/21 17:56		N2
Surrogates									
4-Bromofluorobenzene (FID) (S)	104	%	70-130		1		07/08/21 17:56	460-00-4	
4-Bromofluorobenzene (PID) (S)	100	%	70-130		1		07/08/21 17:56	460-00-4	
6010 MET ICP	Analytical Method: EPA 6010D Preparation Method: EPA 3010A Pace Analytical Services - Asheville								
Lead	ND	ug/L	5.0	4.5	1	07/08/21 15:24	07/09/21 06:54	7439-92-1	
6200B MSV	Analytical Method: SM 6200B Pace Analytical Services - Charlotte								
Benzene	ND	ug/L	0.50	0.34	1		07/09/21 00:41	71-43-2	
Bromobenzene	ND	ug/L	0.50	0.29	1		07/09/21 00:41	108-86-1	
Bromochloromethane	ND	ug/L	0.50	0.47	1		07/09/21 00:41	74-97-5	
Bromodichloromethane	ND	ug/L	0.50	0.31	1		07/09/21 00:41	75-27-4	
Bromoform	ND	ug/L	0.50	0.34	1		07/09/21 00:41	75-25-2	
Bromomethane	ND	ug/L	5.0	1.7	1		07/09/21 00:41	74-83-9	
n-Butylbenzene	ND	ug/L	0.50	0.49	1		07/09/21 00:41	104-51-8	
sec-Butylbenzene	ND	ug/L	0.50	0.40	1		07/09/21 00:41	135-98-8	
tert-Butylbenzene	ND	ug/L	0.50	0.32	1		07/09/21 00:41	98-06-6	
Carbon tetrachloride	ND	ug/L	0.50	0.33	1		07/09/21 00:41	56-23-5	
Chlorobenzene	ND	ug/L	0.50	0.28	1		07/09/21 00:41	108-90-7	
Chloroethane	ND	ug/L	1.0	0.65	1		07/09/21 00:41	75-00-3	
Chloroform	ND	ug/L	0.50	0.35	1		07/09/21 00:41	67-66-3	
Chloromethane	ND	ug/L	1.0	0.54	1		07/09/21 00:41	74-87-3	
2-Chlorotoluene	ND	ug/L	0.50	0.32	1		07/09/21 00:41	95-49-8	
4-Chlorotoluene	ND	ug/L	0.50	0.32	1		07/09/21 00:41	106-43-4	
1,2-Dibromo-3-chloropropane	ND	ug/L	1.0	0.34	1		07/09/21 00:41	96-12-8	
Dibromochloromethane	ND	ug/L	0.50	0.36	1		07/09/21 00:41	124-48-1	
1,2-Dibromoethane (EDB)	ND	ug/L	0.50	0.27	1		07/09/21 00:41	106-93-4	
Dibromomethane	ND	ug/L	0.50	0.39	1		07/09/21 00:41	74-95-3	
1,2-Dichlorobenzene	ND	ug/L	0.50	0.34	1		07/09/21 00:41	95-50-1	
1,3-Dichlorobenzene	ND	ug/L	0.50	0.34	1		07/09/21 00:41	541-73-1	
1,4-Dichlorobenzene	ND	ug/L	0.50	0.33	1		07/09/21 00:41	106-46-7	
Dichlorodifluoromethane	ND	ug/L	0.50	0.35	1		07/09/21 00:41	75-71-8	
1,1-Dichloroethane	ND	ug/L	0.50	0.37	1		07/09/21 00:41	75-34-3	
1,2-Dichloroethane	ND	ug/L	0.50	0.32	1		07/09/21 00:41	107-06-2	
1,1-Dichloroethene	ND	ug/L	0.50	0.35	1		07/09/21 00:41	75-35-4	
cis-1,2-Dichloroethene	ND	ug/L	0.50	0.38	1		07/09/21 00:41	156-59-2	
trans-1,2-Dichloroethene	ND	ug/L	0.50	0.40	1		07/09/21 00:41	156-60-5	
1,2-Dichloropropane	ND	ug/L	0.50	0.36	1		07/09/21 00:41	78-87-5	
1,3-Dichloropropane	ND	ug/L	0.50	0.28	1		07/09/21 00:41	142-28-9	

REPORT OF LABORATORY ANALYSIS

This report shall not be reproduced, except in full,
without the written consent of Pace Analytical Services, LLC.

Pace Analytical Services, LLC
9800 Kincey Ave. Suite 100
Huntersville, NC 28078
(704)875-9092

ANALYTICAL RESULTS

Project: CPC Huntersville (7/7/21)
Pace Project No.: 92548168

Sample: MW-63 **Lab ID: 92548168003** Collected: 07/07/21 10:40 Received: 07/07/21 17:18 Matrix: Water

Parameters	Results	Units	Report Limit	MDL	DF	Prepared	Analyzed	CAS No.	Qual
6200B MSV	Analytical Method: SM 6200B Pace Analytical Services - Charlotte								
2,2-Dichloropropane	ND	ug/L	0.50	0.39	1		07/09/21 00:41	594-20-7	
1,1-Dichloropropene	ND	ug/L	0.50	0.43	1		07/09/21 00:41	563-58-6	
cis-1,3-Dichloropropene	ND	ug/L	0.50	0.36	1		07/09/21 00:41	10061-01-5	
trans-1,3-Dichloropropene	ND	ug/L	0.50	0.36	1		07/09/21 00:41	10061-02-6	
Diisopropyl ether	ND	ug/L	0.50	0.31	1		07/09/21 00:41	108-20-3	
Ethylbenzene	ND	ug/L	0.50	0.30	1		07/09/21 00:41	100-41-4	
Hexachloro-1,3-butadiene	ND	ug/L	2.0	1.5	1		07/09/21 00:41	87-68-3	
Isopropylbenzene (Cumene)	ND	ug/L	0.50	0.33	1		07/09/21 00:41	98-82-8	
Methylene Chloride	ND	ug/L	2.0	2.0	1		07/09/21 00:41	75-09-2	
Methyl-tert-butyl ether	ND	ug/L	0.50	0.42	1		07/09/21 00:41	1634-04-4	
Naphthalene	ND	ug/L	2.0	0.64	1		07/09/21 00:41	91-20-3	
n-Propylbenzene	ND	ug/L	0.50	0.34	1		07/09/21 00:41	103-65-1	
Styrene	ND	ug/L	0.50	0.29	1		07/09/21 00:41	100-42-5	
1,1,1,2-Tetrachloroethane	ND	ug/L	0.50	0.31	1		07/09/21 00:41	630-20-6	
1,1,2,2-Tetrachloroethane	ND	ug/L	0.50	0.22	1		07/09/21 00:41	79-34-5	
Tetrachloroethene	ND	ug/L	0.50	0.29	1		07/09/21 00:41	127-18-4	
Toluene	ND	ug/L	0.50	0.48	1		07/09/21 00:41	108-88-3	
1,2,3-Trichlorobenzene	ND	ug/L	2.0	0.81	1		07/09/21 00:41	87-61-6	
1,2,4-Trichlorobenzene	ND	ug/L	2.0	0.64	1		07/09/21 00:41	120-82-1	
1,1,1-Trichloroethane	ND	ug/L	0.50	0.33	1		07/09/21 00:41	71-55-6	
1,1,2-Trichloroethane	ND	ug/L	0.50	0.32	1		07/09/21 00:41	79-00-5	
Trichloroethene	ND	ug/L	0.50	0.38	1		07/09/21 00:41	79-01-6	
Trichlorofluoromethane	ND	ug/L	1.0	0.30	1		07/09/21 00:41	75-69-4	
1,2,3-Trichloropropane	ND	ug/L	0.50	0.26	1		07/09/21 00:41	96-18-4	
1,2,4-Trimethylbenzene	ND	ug/L	0.50	0.50	1		07/09/21 00:41	95-63-6	
1,3,5-Trimethylbenzene	ND	ug/L	0.50	0.33	1		07/09/21 00:41	108-67-8	
Vinyl chloride	ND	ug/L	1.0	0.39	1		07/09/21 00:41	75-01-4	
m&p-Xylene	ND	ug/L	1.0	0.71	1		07/09/21 00:41	179601-23-1	
o-Xylene	ND	ug/L	0.50	0.34	1		07/09/21 00:41	95-47-6	
Surrogates									
1,2-Dichloroethane-d4 (S)	104	%	70-130		1		07/09/21 00:41	17060-07-0	
4-Bromofluorobenzene (S)	97	%	70-130		1		07/09/21 00:41	460-00-4	
Toluene-d8 (S)	99	%	70-130		1		07/09/21 00:41	2037-26-5	

REPORT OF LABORATORY ANALYSIS

This report shall not be reproduced, except in full,
without the written consent of Pace Analytical Services, LLC.

Pace Analytical Services, LLC
9800 Kincey Ave. Suite 100
Huntersville, NC 28078
(704)875-9092

ANALYTICAL RESULTS

Project: CPC Huntersville (7/7/21)
Pace Project No.: 92548168

Sample: DUP-1-20210707 **Lab ID: 92548168004** Collected: 07/07/21 00:00 Received: 07/07/21 17:18 Matrix: Water

Parameters	Results	Units	Report Limit	MDL	DF	Prepared	Analyzed	CAS No.	Qual
VPH NC Water	Analytical Method: MADEP VPH Pace Analytical Services - Charlotte								
Total VPH (C5-C12)	**18100**	ug/L	200	200	4		07/10/21 11:28		N2
Aliphatic (C05-C08)	**14700**	ug/L	200	200	4		07/10/21 11:28		N2
Aliphatic(C09-C12) Adjusted	**3070**	ug/L	200	200	4		07/10/21 11:28		N2
Aromatic (C09-C10)	**356**	ug/L	200	200	4		07/10/21 11:28		N2
Surrogates									
4-Bromofluorobenzene (FID) (S)	102	%	70-130		4		07/10/21 11:28	460-00-4	
4-Bromofluorobenzene (PID) (S)	95	%	70-130		4		07/10/21 11:28	460-00-4	
6010 MET ICP	Analytical Method: EPA 6010D Preparation Method: EPA 3010A Pace Analytical Services - Asheville								
Lead	ND	ug/L	5.0	4.5	1	07/08/21 15:24	07/09/21 06:57	7439-92-1	
6200B MSV	Analytical Method: SM 6200B Pace Analytical Services - Charlotte								
Benzene	**1630**	ug/L	6.2	4.3	12.5		07/09/21 15:41	71-43-2	
Bromobenzene	ND	ug/L	6.2	3.6	12.5		07/09/21 15:41	108-86-1	
Bromochloromethane	ND	ug/L	6.2	5.8	12.5		07/09/21 15:41	74-97-5	
Bromodichloromethane	ND	ug/L	6.2	3.8	12.5		07/09/21 15:41	75-27-4	
Bromoform	ND	ug/L	6.2	4.3	12.5		07/09/21 15:41	75-25-2	
Bromomethane	ND	ug/L	62.5	20.8	12.5		07/09/21 15:41	74-83-9	
n-Butylbenzene	ND	ug/L	6.2	6.1	12.5		07/09/21 15:41	104-51-8	
sec-Butylbenzene	ND	ug/L	6.2	5.0	12.5		07/09/21 15:41	135-98-8	
tert-Butylbenzene	ND	ug/L	6.2	4.0	12.5		07/09/21 15:41	98-06-6	
Carbon tetrachloride	ND	ug/L	6.2	4.2	12.5		07/09/21 15:41	56-23-5	
Chlorobenzene	ND	ug/L	6.2	3.6	12.5		07/09/21 15:41	108-90-7	
Chloroethane	ND	ug/L	12.5	8.1	12.5		07/09/21 15:41	75-00-3	
Chloroform	ND	ug/L	6.2	4.4	12.5		07/09/21 15:41	67-66-3	
Chloromethane	ND	ug/L	12.5	6.8	12.5		07/09/21 15:41	74-87-3	
2-Chlorotoluene	ND	ug/L	6.2	4.0	12.5		07/09/21 15:41	95-49-8	
4-Chlorotoluene	ND	ug/L	6.2	4.0	12.5		07/09/21 15:41	106-43-4	
1,2-Dibromo-3-chloropropane	ND	ug/L	12.5	4.2	12.5		07/09/21 15:41	96-12-8	
Dibromochloromethane	ND	ug/L	6.2	4.5	12.5		07/09/21 15:41	124-48-1	
1,2-Dibromoethane (EDB)	ND	ug/L	6.2	3.4	12.5		07/09/21 15:41	106-93-4	
Dibromomethane	ND	ug/L	6.2	4.9	12.5		07/09/21 15:41	74-95-3	
1,2-Dichlorobenzene	ND	ug/L	6.2	4.2	12.5		07/09/21 15:41	95-50-1	
1,3-Dichlorobenzene	ND	ug/L	6.2	4.2	12.5		07/09/21 15:41	541-73-1	
1,4-Dichlorobenzene	ND	ug/L	6.2	4.2	12.5		07/09/21 15:41	106-46-7	
Dichlorodifluoromethane	ND	ug/L	6.2	4.3	12.5		07/09/21 15:41	75-71-8	
1,1-Dichloroethane	ND	ug/L	6.2	4.6	12.5		07/09/21 15:41	75-34-3	
1,2-Dichloroethane	ND	ug/L	6.2	4.0	12.5		07/09/21 15:41	107-06-2	
1,1-Dichloroethene	ND	ug/L	6.2	4.4	12.5		07/09/21 15:41	75-35-4	
cis-1,2-Dichloroethene	ND	ug/L	6.2	4.8	12.5		07/09/21 15:41	156-59-2	
trans-1,2-Dichloroethene	ND	ug/L	6.2	5.0	12.5		07/09/21 15:41	156-60-5	
1,2-Dichloropropane	ND	ug/L	6.2	4.4	12.5		07/09/21 15:41	78-87-5	
1,3-Dichloropropane	ND	ug/L	6.2	3.6	12.5		07/09/21 15:41	142-28-9	

REPORT OF LABORATORY ANALYSIS

This report shall not be reproduced, except in full,
without the written consent of Pace Analytical Services, LLC.

Pace Analytical Services, LLC
9800 Kincey Ave. Suite 100
Huntersville, NC 28078
(704)875-9092

ANALYTICAL RESULTS

Project: CPC Huntersville (7/7/21)
Pace Project No.: 92548168

Sample: DUP-1-20210707 **Lab ID: 92548168004** Collected: 07/07/21 00:00 Received: 07/07/21 17:18 Matrix: Water

Parameters	Results	Units	Report Limit	MDL	DF	Prepared	Analyzed	CAS No.	Qual
6200B MSV	Analytical Method: SM 6200B Pace Analytical Services - Charlotte								
2,2-Dichloropropane	ND	ug/L	6.2	4.8	12.5		07/09/21 15:41	594-20-7	
1,1-Dichloropropene	ND	ug/L	6.2	5.3	12.5		07/09/21 15:41	563-58-6	
cis-1,3-Dichloropropene	ND	ug/L	6.2	4.6	12.5		07/09/21 15:41	10061-01-5	
trans-1,3-Dichloropropene	ND	ug/L	6.2	4.5	12.5		07/09/21 15:41	10061-02-6	
Diisopropyl ether	**271**	ug/L	6.2	3.8	12.5		07/09/21 15:41	108-20-3	
Ethylbenzene	**209**	ug/L	6.2	3.8	12.5		07/09/21 15:41	100-41-4	
Hexachloro-1,3-butadiene	ND	ug/L	25.0	19.1	12.5		07/09/21 15:41	87-68-3	
Isopropylbenzene (Cumene)	**5.7J**	ug/L	6.2	4.2	12.5		07/09/21 15:41	98-82-8	
Methylene Chloride	ND	ug/L	25.0	24.4	12.5		07/09/21 15:41	75-09-2	
Methyl-tert-butyl ether	**113**	ug/L	6.2	5.3	12.5		07/09/21 15:41	1634-04-4	
Naphthalene	**25.1**	ug/L	25.0	8.1	12.5		07/09/21 15:41	91-20-3	
n-Propylbenzene	**12.8**	ug/L	6.2	4.2	12.5		07/09/21 15:41	103-65-1	
Styrene	ND	ug/L	6.2	3.6	12.5		07/09/21 15:41	100-42-5	
1,1,1,2-Tetrachloroethane	ND	ug/L	6.2	3.9	12.5		07/09/21 15:41	630-20-6	
1,1,2,2-Tetrachloroethane	ND	ug/L	6.2	2.8	12.5		07/09/21 15:41	79-34-5	
Tetrachloroethene	ND	ug/L	6.2	3.6	12.5		07/09/21 15:41	127-18-4	
Toluene	**795**	ug/L	6.2	6.1	12.5		07/09/21 15:41	108-88-3	
1,2,3-Trichlorobenzene	ND	ug/L	25.0	10.1	12.5		07/09/21 15:41	87-61-6	
1,2,4-Trichlorobenzene	ND	ug/L	25.0	8.0	12.5		07/09/21 15:41	120-82-1	
1,1,1-Trichloroethane	ND	ug/L	6.2	4.2	12.5		07/09/21 15:41	71-55-6	
1,1,2-Trichloroethane	ND	ug/L	6.2	4.1	12.5		07/09/21 15:41	79-00-5	
Trichloroethene	ND	ug/L	6.2	4.8	12.5		07/09/21 15:41	79-01-6	
Trichlorofluoromethane	ND	ug/L	12.5	3.7	12.5		07/09/21 15:41	75-69-4	
1,2,3-Trichloropropane	ND	ug/L	6.2	3.3	12.5		07/09/21 15:41	96-18-4	
1,2,4-Trimethylbenzene	**106**	ug/L	6.2	6.2	12.5		07/09/21 15:41	95-63-6	
1,3,5-Trimethylbenzene	**27.6**	ug/L	6.2	4.2	12.5		07/09/21 15:41	108-67-8	
Vinyl chloride	ND	ug/L	12.5	4.8	12.5		07/09/21 15:41	75-01-4	
m&p-Xylene	**829**	ug/L	12.5	8.9	12.5		07/09/21 15:41	179601-23-1	
o-Xylene	**427**	ug/L	6.2	4.2	12.5		07/09/21 15:41	95-47-6	
Surrogates									
1,2-Dichloroethane-d4 (S)	105	%	70-130		12.5		07/09/21 15:41	17060-07-0	
4-Bromofluorobenzene (S)	96	%	70-130		12.5		07/09/21 15:41	460-00-4	
Toluene-d8 (S)	100	%	70-130		12.5		07/09/21 15:41	2037-26-5	

REPORT OF LABORATORY ANALYSIS

This report shall not be reproduced, except in full,
without the written consent of Pace Analytical Services, LLC.

Pace Analytical Services, LLC
9800 Kincey Ave. Suite 100
Huntersville, NC 28078
(704)875-9092

ANALYTICAL RESULTS

Project: CPC Huntersville (7/7/21)
Pace Project No.: 92548168

Sample: FB-2-20210707 **Lab ID: 92548168005** Collected: 07/07/21 16:10 Received: 07/07/21 17:18 Matrix: Water

Parameters	Results	Units	Report Limit	MDL	DF	Prepared	Analyzed	CAS No.	Qual
VPH NC Water	Analytical Method: MADEP VPH Pace Analytical Services - Charlotte								
Total VPH (C5-C12)	ND	ug/L	50.0	50.0	1		07/08/21 18:53		N2
Aliphatic (C05-C08)	ND	ug/L	50.0	50.0	1		07/08/21 18:53		N2
Aliphatic(C09-C12) Adjusted	ND	ug/L	50.0	50.0	1		07/08/21 18:53		N2
Aromatic (C09-C10)	ND	ug/L	50.0	50.0	1		07/08/21 18:53		N2
Surrogates									
4-Bromofluorobenzene (FID) (S)	104	%	70-130		1		07/08/21 18:53	460-00-4	
4-Bromofluorobenzene (PID) (S)	100	%	70-130		1		07/08/21 18:53	460-00-4	
6200B MSV	Analytical Method: SM 6200B Pace Analytical Services - Charlotte								
Benzene	ND	ug/L	0.50	0.34	1		07/08/21 23:11	71-43-2	
Bromobenzene	ND	ug/L	0.50	0.29	1		07/08/21 23:11	108-86-1	
Bromochloromethane	ND	ug/L	0.50	0.47	1		07/08/21 23:11	74-97-5	
Bromodichloromethane	ND	ug/L	0.50	0.31	1		07/08/21 23:11	75-27-4	
Bromoform	ND	ug/L	0.50	0.34	1		07/08/21 23:11	75-25-2	
Bromomethane	ND	ug/L	5.0	1.7	1		07/08/21 23:11	74-83-9	
n-Butylbenzene	ND	ug/L	0.50	0.49	1		07/08/21 23:11	104-51-8	
sec-Butylbenzene	ND	ug/L	0.50	0.40	1		07/08/21 23:11	135-98-8	
tert-Butylbenzene	ND	ug/L	0.50	0.32	1		07/08/21 23:11	98-06-6	
Carbon tetrachloride	ND	ug/L	0.50	0.33	1		07/08/21 23:11	56-23-5	
Chlorobenzene	ND	ug/L	0.50	0.28	1		07/08/21 23:11	108-90-7	
Chloroethane	ND	ug/L	1.0	0.65	1		07/08/21 23:11	75-00-3	
Chloroform	ND	ug/L	0.50	0.35	1		07/08/21 23:11	67-66-3	
Chloromethane	ND	ug/L	1.0	0.54	1		07/08/21 23:11	74-87-3	
2-Chlorotoluene	ND	ug/L	0.50	0.32	1		07/08/21 23:11	95-49-8	
4-Chlorotoluene	ND	ug/L	0.50	0.32	1		07/08/21 23:11	106-43-4	
1,2-Dibromo-3-chloropropane	ND	ug/L	1.0	0.34	1		07/08/21 23:11	96-12-8	
Dibromochloromethane	ND	ug/L	0.50	0.36	1		07/08/21 23:11	124-48-1	
1,2-Dibromoethane (EDB)	ND	ug/L	0.50	0.27	1		07/08/21 23:11	106-93-4	
Dibromomethane	ND	ug/L	0.50	0.39	1		07/08/21 23:11	74-95-3	
1,2-Dichlorobenzene	ND	ug/L	0.50	0.34	1		07/08/21 23:11	95-50-1	
1,3-Dichlorobenzene	ND	ug/L	0.50	0.34	1		07/08/21 23:11	541-73-1	
1,4-Dichlorobenzene	ND	ug/L	0.50	0.33	1		07/08/21 23:11	106-46-7	
Dichlorodifluoromethane	ND	ug/L	0.50	0.35	1		07/08/21 23:11	75-71-8	
1,1-Dichloroethane	ND	ug/L	0.50	0.37	1		07/08/21 23:11	75-34-3	
1,2-Dichloroethane	ND	ug/L	0.50	0.32	1		07/08/21 23:11	107-06-2	
1,1-Dichloroethene	ND	ug/L	0.50	0.35	1		07/08/21 23:11	75-35-4	
cis-1,2-Dichloroethene	ND	ug/L	0.50	0.38	1		07/08/21 23:11	156-59-2	
trans-1,2-Dichloroethene	ND	ug/L	0.50	0.40	1		07/08/21 23:11	156-60-5	
1,2-Dichloropropane	ND	ug/L	0.50	0.36	1		07/08/21 23:11	78-87-5	
1,3-Dichloropropane	ND	ug/L	0.50	0.28	1		07/08/21 23:11	142-28-9	
2,2-Dichloropropane	ND	ug/L	0.50	0.39	1		07/08/21 23:11	594-20-7	
1,1-Dichloropropene	ND	ug/L	0.50	0.43	1		07/08/21 23:11	563-58-6	
cis-1,3-Dichloropropene	ND	ug/L	0.50	0.36	1		07/08/21 23:11	10061-01-5	
trans-1,3-Dichloropropene	ND	ug/L	0.50	0.36	1		07/08/21 23:11	10061-02-6	

REPORT OF LABORATORY ANALYSIS

This report shall not be reproduced, except in full,
without the written consent of Pace Analytical Services, LLC.

Pace Analytical Services, LLC
9800 Kincey Ave. Suite 100
Huntersville, NC 28078
(704)875-9092

ANALYTICAL RESULTS

Project: CPC Huntersville (7/7/21)
Pace Project No.: 92548168

Sample: FB-2-20210707 **Lab ID: 92548168005** Collected: 07/07/21 16:10 Received: 07/07/21 17:18 Matrix: Water

Parameters	Results	Units	Report Limit	MDL	DF	Prepared	Analyzed	CAS No.	Qual
6200B MSV	Analytical Method: SM 6200B Pace Analytical Services - Charlotte								
Diisopropyl ether	ND	ug/L	0.50	0.31	1		07/08/21 23:11	108-20-3	
Ethylbenzene	ND	ug/L	0.50	0.30	1		07/08/21 23:11	100-41-4	
Hexachloro-1,3-butadiene	ND	ug/L	2.0	1.5	1		07/08/21 23:11	87-68-3	
Isopropylbenzene (Cumene)	ND	ug/L	0.50	0.33	1		07/08/21 23:11	98-82-8	
Methylene Chloride	ND	ug/L	2.0	2.0	1		07/08/21 23:11	75-09-2	
Methyl-tert-butyl ether	ND	ug/L	0.50	0.42	1		07/08/21 23:11	1634-04-4	
Naphthalene	ND	ug/L	2.0	0.64	1		07/08/21 23:11	91-20-3	
n-Propylbenzene	ND	ug/L	0.50	0.34	1		07/08/21 23:11	103-65-1	
Styrene	ND	ug/L	0.50	0.29	1		07/08/21 23:11	100-42-5	
1,1,1,2-Tetrachloroethane	ND	ug/L	0.50	0.31	1		07/08/21 23:11	630-20-6	
1,1,2,2-Tetrachloroethane	ND	ug/L	0.50	0.22	1		07/08/21 23:11	79-34-5	
Tetrachloroethene	ND	ug/L	0.50	0.29	1		07/08/21 23:11	127-18-4	
Toluene	ND	ug/L	0.50	0.48	1		07/08/21 23:11	108-88-3	
1,2,3-Trichlorobenzene	ND	ug/L	2.0	0.81	1		07/08/21 23:11	87-61-6	
1,2,4-Trichlorobenzene	ND	ug/L	2.0	0.64	1		07/08/21 23:11	120-82-1	
1,1,1-Trichloroethane	ND	ug/L	0.50	0.33	1		07/08/21 23:11	71-55-6	
1,1,2-Trichloroethane	ND	ug/L	0.50	0.32	1		07/08/21 23:11	79-00-5	
Trichloroethene	ND	ug/L	0.50	0.38	1		07/08/21 23:11	79-01-6	
Trichlorofluoromethane	ND	ug/L	1.0	0.30	1		07/08/21 23:11	75-69-4	
1,2,3-Trichloropropane	ND	ug/L	0.50	0.26	1		07/08/21 23:11	96-18-4	
1,2,4-Trimethylbenzene	ND	ug/L	0.50	0.50	1		07/08/21 23:11	95-63-6	
1,3,5-Trimethylbenzene	ND	ug/L	0.50	0.33	1		07/08/21 23:11	108-67-8	
Vinyl chloride	ND	ug/L	1.0	0.39	1		07/08/21 23:11	75-01-4	
m&p-Xylene	ND	ug/L	1.0	0.71	1		07/08/21 23:11	179601-23-1	
o-Xylene	ND	ug/L	0.50	0.34	1		07/08/21 23:11	95-47-6	
Surrogates									
1,2-Dichloroethane-d4 (S)	103	%	70-130		1		07/08/21 23:11	17060-07-0	
4-Bromofluorobenzene (S)	95	%	70-130		1		07/08/21 23:11	460-00-4	
Toluene-d8 (S)	100	%	70-130		1		07/08/21 23:11	2037-26-5	

REPORT OF LABORATORY ANALYSIS

This report shall not be reproduced, except in full,
without the written consent of Pace Analytical Services, LLC.

Pace Analytical Services, LLC
9800 Kincey Ave. Suite 100
Huntersville, NC 28078
(704)875-9092

ANALYTICAL RESULTS

Project: CPC Huntersville (7/7/21)
Pace Project No.: 92548168

Sample: Trip Blank **Lab ID: 92548168006** Collected: 07/07/21 00:00 Received: 07/07/21 17:18 Matrix: Water

Parameters	Results	Units	Report Limit	MDL	DF	Prepared	Analyzed	CAS No.	Qual
6200B MSV	Analytical Method: SM 6200B Pace Analytical Services - Charlotte								
Benzene	ND	ug/L	0.50	0.34	1		07/08/21 23:29	71-43-2	
Bromobenzene	ND	ug/L	0.50	0.29	1		07/08/21 23:29	108-86-1	
Bromochloromethane	ND	ug/L	0.50	0.47	1		07/08/21 23:29	74-97-5	
Bromodichloromethane	ND	ug/L	0.50	0.31	1		07/08/21 23:29	75-27-4	
Bromoform	ND	ug/L	0.50	0.34	1		07/08/21 23:29	75-25-2	
Bromomethane	ND	ug/L	5.0	1.7	1		07/08/21 23:29	74-83-9	
n-Butylbenzene	ND	ug/L	0.50	0.49	1		07/08/21 23:29	104-51-8	
sec-Butylbenzene	ND	ug/L	0.50	0.40	1		07/08/21 23:29	135-98-8	
tert-Butylbenzene	ND	ug/L	0.50	0.32	1		07/08/21 23:29	98-06-6	
Carbon tetrachloride	ND	ug/L	0.50	0.33	1		07/08/21 23:29	56-23-5	
Chlorobenzene	ND	ug/L	0.50	0.28	1		07/08/21 23:29	108-90-7	
Chloroethane	ND	ug/L	1.0	0.65	1		07/08/21 23:29	75-00-3	
Chloroform	ND	ug/L	0.50	0.35	1		07/08/21 23:29	67-66-3	
Chloromethane	ND	ug/L	1.0	0.54	1		07/08/21 23:29	74-87-3	
2-Chlorotoluene	ND	ug/L	0.50	0.32	1		07/08/21 23:29	95-49-8	
4-Chlorotoluene	ND	ug/L	0.50	0.32	1		07/08/21 23:29	106-43-4	
1,2-Dibromo-3-chloropropane	ND	ug/L	1.0	0.34	1		07/08/21 23:29	96-12-8	
Dibromochloromethane	ND	ug/L	0.50	0.36	1		07/08/21 23:29	124-48-1	
1,2-Dibromoethane (EDB)	ND	ug/L	0.50	0.27	1		07/08/21 23:29	106-93-4	
Dibromomethane	ND	ug/L	0.50	0.39	1		07/08/21 23:29	74-95-3	
1,2-Dichlorobenzene	ND	ug/L	0.50	0.34	1		07/08/21 23:29	95-50-1	
1,3-Dichlorobenzene	ND	ug/L	0.50	0.34	1		07/08/21 23:29	541-73-1	
1,4-Dichlorobenzene	ND	ug/L	0.50	0.33	1		07/08/21 23:29	106-46-7	
Dichlorodifluoromethane	ND	ug/L	0.50	0.35	1		07/08/21 23:29	75-71-8	
1,1-Dichloroethane	ND	ug/L	0.50	0.37	1		07/08/21 23:29	75-34-3	
1,2-Dichloroethane	ND	ug/L	0.50	0.32	1		07/08/21 23:29	107-06-2	
1,1-Dichloroethene	ND	ug/L	0.50	0.35	1		07/08/21 23:29	75-35-4	
cis-1,2-Dichloroethene	ND	ug/L	0.50	0.38	1		07/08/21 23:29	156-59-2	
trans-1,2-Dichloroethene	ND	ug/L	0.50	0.40	1		07/08/21 23:29	156-60-5	
1,2-Dichloropropane	ND	ug/L	0.50	0.36	1		07/08/21 23:29	78-87-5	
1,3-Dichloropropane	ND	ug/L	0.50	0.28	1		07/08/21 23:29	142-28-9	
2,2-Dichloropropane	ND	ug/L	0.50	0.39	1		07/08/21 23:29	594-20-7	
1,1-Dichloropropene	ND	ug/L	0.50	0.43	1		07/08/21 23:29	563-58-6	
cis-1,3-Dichloropropene	ND	ug/L	0.50	0.36	1		07/08/21 23:29	10061-01-5	
trans-1,3-Dichloropropene	ND	ug/L	0.50	0.36	1		07/08/21 23:29	10061-02-6	
Diisopropyl ether	ND	ug/L	0.50	0.31	1		07/08/21 23:29	108-20-3	
Ethylbenzene	ND	ug/L	0.50	0.30	1		07/08/21 23:29	100-41-4	
Hexachloro-1,3-butadiene	ND	ug/L	2.0	1.5	1		07/08/21 23:29	87-68-3	
Isopropylbenzene (Cumene)	ND	ug/L	0.50	0.33	1		07/08/21 23:29	98-82-8	
Methylene Chloride	ND	ug/L	2.0	2.0	1		07/08/21 23:29	75-09-2	
Methyl-tert-butyl ether	ND	ug/L	0.50	0.42	1		07/08/21 23:29	1634-04-4	
Naphthalene	ND	ug/L	2.0	0.64	1		07/08/21 23:29	91-20-3	
n-Propylbenzene	ND	ug/L	0.50	0.34	1		07/08/21 23:29	103-65-1	
Styrene	ND	ug/L	0.50	0.29	1		07/08/21 23:29	100-42-5	
1,1,1,2-Tetrachloroethane	ND	ug/L	0.50	0.31	1		07/08/21 23:29	630-20-6	

REPORT OF LABORATORY ANALYSIS

This report shall not be reproduced, except in full,
without the written consent of Pace Analytical Services, LLC.

Pace Analytical Services, LLC
9800 Kincey Ave. Suite 100
Huntersville, NC 28078
(704)875-9092

ANALYTICAL RESULTS

Project: CPC Huntersville (7/7/21)
Pace Project No.: 92548168

Sample: Trip Blank **Lab ID: 92548168006** Collected: 07/07/21 00:00 Received: 07/07/21 17:18 Matrix: Water

Parameters	Results	Units	Report Limit	MDL	DF	Prepared	Analyzed	CAS No.	Qual
6200B MSV	Analytical Method: SM 6200B Pace Analytical Services - Charlotte								
1,1,2,2-Tetrachloroethane	ND	ug/L	0.50	0.22	1		07/08/21 23:29	79-34-5	
Tetrachloroethene	ND	ug/L	0.50	0.29	1		07/08/21 23:29	127-18-4	
Toluene	ND	ug/L	0.50	0.48	1		07/08/21 23:29	108-88-3	
1,2,3-Trichlorobenzene	ND	ug/L	2.0	0.81	1		07/08/21 23:29	87-61-6	
1,2,4-Trichlorobenzene	ND	ug/L	2.0	0.64	1		07/08/21 23:29	120-82-1	
1,1,1-Trichloroethane	ND	ug/L	0.50	0.33	1		07/08/21 23:29	71-55-6	
1,1,2-Trichloroethane	ND	ug/L	0.50	0.32	1		07/08/21 23:29	79-00-5	
Trichloroethene	ND	ug/L	0.50	0.38	1		07/08/21 23:29	79-01-6	
Trichlorofluoromethane	ND	ug/L	1.0	0.30	1		07/08/21 23:29	75-69-4	
1,2,3-Trichloropropane	ND	ug/L	0.50	0.26	1		07/08/21 23:29	96-18-4	
1,2,4-Trimethylbenzene	ND	ug/L	0.50	0.50	1		07/08/21 23:29	95-63-6	
1,3,5-Trimethylbenzene	ND	ug/L	0.50	0.33	1		07/08/21 23:29	108-67-8	
Vinyl chloride	ND	ug/L	1.0	0.39	1		07/08/21 23:29	75-01-4	
m&p-Xylene	ND	ug/L	1.0	0.71	1		07/08/21 23:29	179601-23-1	
o-Xylene	ND	ug/L	0.50	0.34	1		07/08/21 23:29	95-47-6	
Surrogates									
1,2-Dichloroethane-d4 (S)	102	%	70-130		1		07/08/21 23:29	17060-07-0	
4-Bromofluorobenzene (S)	96	%	70-130		1		07/08/21 23:29	460-00-4	
Toluene-d8 (S)	100	%	70-130		1		07/08/21 23:29	2037-26-5	

REPORT OF LABORATORY ANALYSIS

This report shall not be reproduced, except in full,
without the written consent of Pace Analytical Services, LLC.

Pace Analytical Services, LLC
9800 Kincey Ave. Suite 100
Huntersville, NC 28078
(704)875-9092

QUALITY CONTROL DATA

Project: CPC Huntersville (7/7/21)
Pace Project No.: 92548168

QC Batch: 632209
QC Batch Method: MADEP VPH
Analysis Method: MADEP VPH
Analysis Description: VPH NC Water
Laboratory: Pace Analytical Services - Charlotte
Associated Lab Samples: 92548168001, 92548168003, 92548168005

METHOD BLANK: 3320960 Matrix: Water
Associated Lab Samples: 92548168001, 92548168003, 92548168005

Parameter	Units	Blank Result	Reporting Limit	MDL	Analyzed	Qualifiers
Aliphatic (C05-C08)	ug/L	ND	50.0	50.0	07/08/21 16:02	N2
Aromatic (C09-C10)	ug/L	ND	50.0	50.0	07/08/21 16:02	N2
4-Bromofluorobenzene (FID) (S)	%	108	70-130		07/08/21 16:02	
4-Bromofluorobenzene (PID) (S)	%	104	70-130		07/08/21 16:02	

LABORATORY CONTROL SAMPLE & LCSD: 3320961 3320962

Parameter	Units	Spike Conc.	LCS Result	LCSD Result	LCS % Rec	LCSD % Rec	% Rec Limits	RPD	Max RPD	Qualifiers
Aliphatic (C05-C08)	ug/L	300	359	348	120	116	70-130	3	25	N2
Aromatic (C09-C10)	ug/L	100	113	106	113	106	70-130	7	25	N2
4-Bromofluorobenzene (FID) (S)	%				107	110	70-130			
4-Bromofluorobenzene (PID) (S)	%				100	103	70-130			

Results presented on this page are in the units indicated by the "Units" column except where an alternate unit is presented to the right of the result.

REPORT OF LABORATORY ANALYSIS

This report shall not be reproduced, except in full,
without the written consent of Pace Analytical Services, LLC.

Pace Analytical Services, LLC
9800 Kincey Ave. Suite 100
Huntersville, NC 28078
(704)875-9092

QUALITY CONTROL DATA

Project: CPC Huntersville (7/7/21)
Pace Project No.: 92548168

QC Batch: 632558
QC Batch Method: MADEP VPH
Analysis Method: MADEP VPH
Analysis Description: VPH NC Water
Laboratory: Pace Analytical Services - Charlotte
Associated Lab Samples: 92548168002, 92548168004

METHOD BLANK: 3323022 Matrix: Water
Associated Lab Samples: 92548168002, 92548168004

Parameter	Units	Blank Result	Reporting Limit	MDL	Analyzed	Qualifiers
Aliphatic (C05-C08)	ug/L	ND	50.0	50.0	07/09/21 18:49	N2
Aromatic (C09-C10)	ug/L	ND	50.0	50.0	07/09/21 18:49	N2
4-Bromofluorobenzene (FID) (S)	%	105	70-130		07/09/21 18:49	
4-Bromofluorobenzene (PID) (S)	%	99	70-130		07/09/21 18:49	

LABORATORY CONTROL SAMPLE & LCSD: 3323023 3323024

Parameter	Units	Spike Conc.	LCS Result	LCSD Result	LCS % Rec	LCSD % Rec	% Rec Limits	RPD	Max RPD	Qualifiers
Aliphatic (C05-C08)	ug/L	300	329	332	110	111	70-130	1	25	N2
Aromatic (C09-C10)	ug/L	100	103	109	103	109	70-130	6	25	N2
4-Bromofluorobenzene (FID) (S)	%				108	110	70-130			
4-Bromofluorobenzene (PID) (S)	%				100	102	70-130			

Results presented on this page are in the units indicated by the "Units" column except where an alternate unit is presented to the right of the result.

REPORT OF LABORATORY ANALYSIS

This report shall not be reproduced, except in full,
without the written consent of Pace Analytical Services, LLC.

Pace Analytical Services, LLC
9800 Kincey Ave. Suite 100
Huntersville, NC 28078
(704)875-9092

QUALITY CONTROL DATA

Project: CPC Huntersville (7/7/21)
Pace Project No.: 92548168

QC Batch: 632149 — Analysis Method: EPA 6010D
QC Batch Method: EPA 3010A — Analysis Description: 6010 MET
Laboratory: Pace Analytical Services - Asheville
Associated Lab Samples: 92548168001, 92548168002, 92548168003, 92548168004

METHOD BLANK: 3320608 — Matrix: Water
Associated Lab Samples: 92548168001, 92548168002, 92548168003, 92548168004

Parameter	Units	Blank Result	Reporting Limit	MDL	Analyzed	Qualifiers
Lead	ug/L	ND	5.0	4.5	07/09/21 06:25	

LABORATORY CONTROL SAMPLE: 3320609

Parameter	Units	Spike Conc.	LCS Result	LCS % Rec	% Rec Limits	Qualifiers
Lead	ug/L	500	482	96	80-120	

MATRIX SPIKE & MATRIX SPIKE DUPLICATE: 3320610 3320611

Parameter	Units	92548168001 Result	MS Spike Conc.	MSD Spike Conc.	MS Result	MSD Result	MS % Rec	MSD % Rec	% Rec Limits	RPD	Max RPD	Qual
Lead	ug/L	ND	500	500	472	452	94	90	75-125	4	20	

Results presented on this page are in the units indicated by the "Units" column except where an alternate unit is presented to the right of the result.

REPORT OF LABORATORY ANALYSIS

This report shall not be reproduced, except in full,
without the written consent of Pace Analytical Services, LLC.

Pace Analytical Services, LLC
9800 Kincey Ave. Suite 100
Huntersville, NC 28078
(704)875-9092

QUALITY CONTROL DATA

Project: CPC Huntersville (7/7/21)
Pace Project No.: 92548168

QC Batch: 632110 | Analysis Method: SM 6200B
QC Batch Method: SM 6200B | Analysis Description: 6200B MSV
Laboratory: Pace Analytical Services - Charlotte
Associated Lab Samples: 92548168001, 92548168002, 92548168003, 92548168005, 92548168006

METHOD BLANK: 3320393 Matrix: Water
Associated Lab Samples: 92548168001, 92548168002, 92548168003, 92548168005, 92548168006

Parameter	Units	Blank Result	Reporting Limit	MDL	Analyzed	Qualifiers
1,1,1,2-Tetrachloroethane	ug/L	ND	0.50	0.31	07/08/21 22:53	
1,1,1-Trichloroethane	ug/L	ND	0.50	0.33	07/08/21 22:53	
1,1,2,2-Tetrachloroethane	ug/L	ND	0.50	0.22	07/08/21 22:53	
1,1,2-Trichloroethane	ug/L	ND	0.50	0.32	07/08/21 22:53	
1,1-Dichloroethane	ug/L	ND	0.50	0.37	07/08/21 22:53	
1,1-Dichloroethene	ug/L	ND	0.50	0.35	07/08/21 22:53	
1,1-Dichloropropene	ug/L	ND	0.50	0.43	07/08/21 22:53	
1,2,3-Trichlorobenzene	ug/L	ND	2.0	0.81	07/08/21 22:53	
1,2,3-Trichloropropane	ug/L	ND	0.50	0.26	07/08/21 22:53	
1,2,4-Trichlorobenzene	ug/L	ND	2.0	0.64	07/08/21 22:53	
1,2,4-Trimethylbenzene	ug/L	ND	0.50	0.50	07/08/21 22:53	
1,2-Dibromo-3-chloropropane	ug/L	ND	1.0	0.34	07/08/21 22:53	
1,2-Dibromoethane (EDB)	ug/L	ND	0.50	0.27	07/08/21 22:53	
1,2-Dichlorobenzene	ug/L	ND	0.50	0.34	07/08/21 22:53	
1,2-Dichloroethane	ug/L	ND	0.50	0.32	07/08/21 22:53	
1,2-Dichloropropane	ug/L	ND	0.50	0.36	07/08/21 22:53	
1,3,5-Trimethylbenzene	ug/L	ND	0.50	0.33	07/08/21 22:53	
1,3-Dichlorobenzene	ug/L	ND	0.50	0.34	07/08/21 22:53	
1,3-Dichloropropane	ug/L	ND	0.50	0.28	07/08/21 22:53	
1,4-Dichlorobenzene	ug/L	ND	0.50	0.33	07/08/21 22:53	
2,2-Dichloropropane	ug/L	ND	0.50	0.39	07/08/21 22:53	
2-Chlorotoluene	ug/L	ND	0.50	0.32	07/08/21 22:53	
4-Chlorotoluene	ug/L	ND	0.50	0.32	07/08/21 22:53	
Benzene	ug/L	ND	0.50	0.34	07/08/21 22:53	
Bromobenzene	ug/L	ND	0.50	0.29	07/08/21 22:53	
Bromochloromethane	ug/L	ND	0.50	0.47	07/08/21 22:53	
Bromodichloromethane	ug/L	ND	0.50	0.31	07/08/21 22:53	
Bromoform	ug/L	ND	0.50	0.34	07/08/21 22:53	
Bromomethane	ug/L	ND	5.0	1.7	07/08/21 22:53	
Carbon tetrachloride	ug/L	ND	0.50	0.33	07/08/21 22:53	
Chlorobenzene	ug/L	ND	0.50	0.28	07/08/21 22:53	
Chloroethane	ug/L	ND	1.0	0.65	07/08/21 22:53	
Chloroform	ug/L	ND	0.50	0.35	07/08/21 22:53	
Chloromethane	ug/L	ND	1.0	0.54	07/08/21 22:53	
cis-1,2-Dichloroethene	ug/L	ND	0.50	0.38	07/08/21 22:53	
cis-1,3-Dichloropropene	ug/L	ND	0.50	0.36	07/08/21 22:53	
Dibromochloromethane	ug/L	ND	0.50	0.36	07/08/21 22:53	
Dibromomethane	ug/L	ND	0.50	0.39	07/08/21 22:53	
Dichlorodifluoromethane	ug/L	ND	0.50	0.35	07/08/21 22:53	
Diisopropyl ether	ug/L	ND	0.50	0.31	07/08/21 22:53	

Results presented on this page are in the units indicated by the "Units" column except where an alternate unit is presented to the right of the result.

REPORT OF LABORATORY ANALYSIS

This report shall not be reproduced, except in full,
without the written consent of Pace Analytical Services, LLC.

Pace Analytical Services, LLC
9800 Kincey Ave. Suite 100
Huntersville, NC 28078
(704)875-9092

QUALITY CONTROL DATA

Project: CPC Huntersville (7/7/21)
Pace Project No.: 92548168

METHOD BLANK: 3320393 Matrix: Water
Associated Lab Samples: 92548168001, 92548168002, 92548168003, 92548168005, 92548168006

Parameter	Units	Blank Result	Reporting Limit	MDL	Analyzed	Qualifiers
Ethylbenzene	ug/L	ND	0.50	0.30	07/08/21 22:53	
Hexachloro-1,3-butadiene	ug/L	ND	2.0	1.5	07/08/21 22:53	
Isopropylbenzene (Cumene)	ug/L	ND	0.50	0.33	07/08/21 22:53	
m&p-Xylene	ug/L	ND	1.0	0.71	07/08/21 22:53	
Methyl-tert-butyl ether	ug/L	ND	0.50	0.42	07/08/21 22:53	
Methylene Chloride	ug/L	ND	2.0	2.0	07/08/21 22:53	
n-Butylbenzene	ug/L	ND	0.50	0.49	07/08/21 22:53	
n-Propylbenzene	ug/L	ND	0.50	0.34	07/08/21 22:53	
Naphthalene	ug/L	ND	2.0	0.64	07/08/21 22:53	
o-Xylene	ug/L	ND	0.50	0.34	07/08/21 22:53	
sec-Butylbenzene	ug/L	ND	0.50	0.40	07/08/21 22:53	
Styrene	ug/L	ND	0.50	0.29	07/08/21 22:53	
tert-Butylbenzene	ug/L	ND	0.50	0.32	07/08/21 22:53	
Tetrachloroethene	ug/L	ND	0.50	0.29	07/08/21 22:53	
Toluene	ug/L	ND	0.50	0.48	07/08/21 22:53	
trans-1,2-Dichloroethene	ug/L	ND	0.50	0.40	07/08/21 22:53	
trans-1,3-Dichloropropene	ug/L	ND	0.50	0.36	07/08/21 22:53	
Trichloroethene	ug/L	ND	0.50	0.38	07/08/21 22:53	
Trichlorofluoromethane	ug/L	ND	1.0	0.30	07/08/21 22:53	
Vinyl chloride	ug/L	ND	1.0	0.39	07/08/21 22:53	
1,2-Dichloroethane-d4 (S)	%	103	70-130		07/08/21 22:53	
4-Bromofluorobenzene (S)	%	96	70-130		07/08/21 22:53	
Toluene-d8 (S)	%	102	70-130		07/08/21 22:53	

LABORATORY CONTROL SAMPLE: 3320394

Parameter	Units	Spike Conc.	LCS Result	LCS % Rec	% Rec Limits	Qualifiers
1,1,1,2-Tetrachloroethane	ug/L	50	52.6	105	60-140	
1,1,1-Trichloroethane	ug/L	50	51.1	102	60-140	
1,1,2,2-Tetrachloroethane	ug/L	50	53.5	107	60-140	
1,1,2-Trichloroethane	ug/L	50	53.0	106	60-140	
1,1-Dichloroethane	ug/L	50	50.5	101	60-140	
1,1-Dichloroethene	ug/L	50	48.5	97	60-140	
1,1-Dichloropropene	ug/L	50	49.9	100	60-140	
1,2,3-Trichlorobenzene	ug/L	50	55.1	110	60-140	
1,2,3-Trichloropropane	ug/L	50	51.2	102	60-140	
1,2,4-Trichlorobenzene	ug/L	50	53.7	107	60-140	
1,2,4-Trimethylbenzene	ug/L	50	47.6	95	60-140	
1,2-Dibromo-3-chloropropane	ug/L	50	62.2	124	60-140	
1,2-Dibromoethane (EDB)	ug/L	50	54.1	108	60-140	
1,2-Dichlorobenzene	ug/L	50	50.4	101	60-140	
1,2-Dichloroethane	ug/L	50	47.0	94	60-140	
1,2-Dichloropropane	ug/L	50	49.7	99	60-140	
1,3,5-Trimethylbenzene	ug/L	50	48.6	97	60-140	

Results presented on this page are in the units indicated by the "Units" column except where an alternate unit is presented to the right of the result.

REPORT OF LABORATORY ANALYSIS

This report shall not be reproduced, except in full,
without the written consent of Pace Analytical Services, LLC.

Pace Analytical Services, LLC
9800 Kincey Ave. Suite 100
Huntersville, NC 28078
(704)875-9092

QUALITY CONTROL DATA

Project: CPC Huntersville (7/7/21)
Pace Project No.: 92548168

LABORATORY CONTROL SAMPLE: 3320394

Parameter	Units	Spike Conc.	LCS Result	LCS % Rec	% Rec Limits	Qualifiers
1,3-Dichlorobenzene	ug/L	50	49.6	99	60-140	
1,3-Dichloropropane	ug/L	50	51.4	103	60-140	
1,4-Dichlorobenzene	ug/L	50	51.4	103	60-140	
2,2-Dichloropropane	ug/L	50	52.2	104	60-140	
2-Chlorotoluene	ug/L	50	49.5	99	60-140	
4-Chlorotoluene	ug/L	50	48.2	96	60-140	
Benzene	ug/L	50	49.2	98	60-140	
Bromobenzene	ug/L	50	51.1	102	60-140	
Bromochloromethane	ug/L	50	52.4	105	60-140	
Bromodichloromethane	ug/L	50	53.3	107	60-140	
Bromoform	ug/L	50	56.9	114	60-140	
Bromomethane	ug/L	50	43.3	87	60-140	
Carbon tetrachloride	ug/L	50	50.5	101	60-140	
Chlorobenzene	ug/L	50	49.9	100	60-140	
Chloroethane	ug/L	50	46.6	93	60-140	
Chloroform	ug/L	50	49.7	99	60-140	
Chloromethane	ug/L	50	43.1	86	60-140	
cis-1,2-Dichloroethene	ug/L	50	49.7	99	60-140	
cis-1,3-Dichloropropene	ug/L	50	52.8	106	60-140	
Dibromochloromethane	ug/L	50	55.4	111	60-140	
Dibromomethane	ug/L	50	54.0	108	60-140	
Dichlorodifluoromethane	ug/L	50	41.2	82	60-140	
Diisopropyl ether	ug/L	50	47.7	95	60-140	
Ethylbenzene	ug/L	50	49.4	99	60-140	
Hexachloro-1,3-butadiene	ug/L	50	50.5	101	60-140	
Isopropylbenzene (Cumene)	ug/L	50	50.6	101	60-140	
m&p-Xylene	ug/L	100	97.8	98	60-140	
Methyl-tert-butyl ether	ug/L	50	53.1	106	60-140	
Methylene Chloride	ug/L	50	51.0	102	60-140	
n-Butylbenzene	ug/L	50	47.8	96	60-140	
n-Propylbenzene	ug/L	50	48.1	96	60-140	
Naphthalene	ug/L	50	55.4	111	60-140	
o-Xylene	ug/L	50	49.9	100	60-140	
sec-Butylbenzene	ug/L	50	47.1	94	60-140	
Styrene	ug/L	50	51.9	104	60-140	
tert-Butylbenzene	ug/L	50	41.3	83	60-140	
Tetrachloroethene	ug/L	50	49.2	98	60-140	
Toluene	ug/L	50	47.4	95	60-140	
trans-1,2-Dichloroethene	ug/L	50	49.4	99	60-140	
trans-1,3-Dichloropropene	ug/L	50	54.0	108	60-140	
Trichloroethene	ug/L	50	49.8	100	60-140	
Trichlorofluoromethane	ug/L	50	42.5	85	60-140	
Vinyl chloride	ug/L	50	47.3	95	60-140	
1,2-Dichloroethane-d4 (S)	%			98	70-130	
4-Bromofluorobenzene (S)	%			101	70-130	
Toluene-d8 (S)	%			101	70-130	

Results presented on this page are in the units indicated by the "Units" column except where an alternate unit is presented to the right of the result.

REPORT OF LABORATORY ANALYSIS

This report shall not be reproduced, except in full,
without the written consent of Pace Analytical Services, LLC.

Pace Analytical Services, LLC
9800 Kincey Ave. Suite 100
Huntersville, NC 28078
(704)875-9092

QUALITY CONTROL DATA

Project: CPC Huntersville (7/7/21)
Pace Project No.: 92548168

MATRIX SPIKE & MATRIX SPIKE DUPLICATE: 3320395 3320396

Parameter	Units	92548168003 Result	MS Spike Conc.	MSD Spike Conc.	MS Result	MSD Result	MS % Rec	MSD % Rec	% Rec Limits	RPD	Max RPD	Qual
1,1,1,2-Tetrachloroethane	ug/L	ND	20	20	20.5	21.4	103	107	60-140	4	30	
1,1,1-Trichloroethane	ug/L	ND	20	20	20.9	21.3	105	107	60-140	2	30	
1,1,2,2-Tetrachloroethane	ug/L	ND	20	20	20.5	21.3	102	106	60-140	4	30	
1,1,2-Trichloroethane	ug/L	ND	20	20	20.3	21.3	102	106	60-140	5	30	
1,1-Dichloroethane	ug/L	ND	20	20	20.5	21.2	102	106	60-140	3	30	
1,1-Dichloroethene	ug/L	ND	20	20	21.1	21.6	106	108	60-140	3	30	
1,1-Dichloropropene	ug/L	ND	20	20	20.7	21.4	103	107	60-140	4	30	
1,2,3-Trichlorobenzene	ug/L	ND	20	20	24.5	23.2	123	116	60-140	5	30	
1,2,3-Trichloropropane	ug/L	ND	20	20	20.6	20.8	103	104	60-140	1	30	
1,2,4-Trichlorobenzene	ug/L	ND	20	20	23.9	22.2	119	111	60-140	7	30	
1,2,4-Trimethylbenzene	ug/L	ND	20	20	19.1	19.5	95	98	60-140	2	30	
1,2-Dibromo-3-chloropropane	ug/L	ND	20	20	23.7	23.6	118	118	60-140	0	30	
1,2-Dibromoethane (EDB)	ug/L	ND	20	20	20.9	21.9	104	110	60-140	5	30	
1,2-Dichlorobenzene	ug/L	ND	20	20	19.8	19.9	99	100	60-140	1	30	
1,2-Dichloroethane	ug/L	ND	20	20	18.6	19.1	93	96	60-140	3	30	
1,2-Dichloropropane	ug/L	ND	20	20	20.0	20.7	100	104	60-140	4	30	
1,3,5-Trimethylbenzene	ug/L	ND	20	20	20.0	20.2	100	101	60-140	1	30	
1,3-Dichlorobenzene	ug/L	ND	20	20	19.6	19.9	98	100	60-140	1	30	
1,3-Dichloropropane	ug/L	ND	20	20	20.0	20.8	100	104	60-140	4	30	
1,4-Dichlorobenzene	ug/L	ND	20	20	20.2	20.5	101	102	60-140	1	30	
2,2-Dichloropropane	ug/L	ND	20	20	22.5	23.2	112	116	60-140	3	30	
2-Chlorotoluene	ug/L	ND	20	20	19.3	20.0	96	100	60-140	3	30	
4-Chlorotoluene	ug/L	ND	20	20	18.9	19.3	94	97	60-140	2	30	
Benzene	ug/L	ND	20	20	19.8	20.5	99	103	60-140	4	30	
Bromobenzene	ug/L	ND	20	20	20.0	20.8	100	104	60-140	4	30	
Bromochloromethane	ug/L	ND	20	20	20.4	21.5	102	107	60-140	5	30	
Bromodichloromethane	ug/L	ND	20	20	20.4	21.6	102	108	60-140	5	30	
Bromoform	ug/L	ND	20	20	21.3	22.4	107	112	60-140	5	30	
Bromomethane	ug/L	ND	20	20	20.6	20.8	103	104	60-140	1	30	
Carbon tetrachloride	ug/L	ND	20	20	21.2	21.9	106	110	60-140	3	30	
Chlorobenzene	ug/L	ND	20	20	19.8	20.6	99	103	60-140	4	30	
Chloroethane	ug/L	ND	20	20	21.2	21.6	106	108	60-140	2	30	
Chloroform	ug/L	ND	20	20	20.7	21.0	103	104	60-140	1	30	
Chloromethane	ug/L	ND	20	20	19.5	20.0	98	100	60-140	3	30	
cis-1,2-Dichloroethene	ug/L	ND	20	20	19.9	21.0	100	105	60-140	5	30	
cis-1,3-Dichloropropene	ug/L	ND	20	20	20.4	21.6	102	108	60-140	6	30	
Dibromochloromethane	ug/L	ND	20	20	20.7	22.0	103	110	60-140	6	30	
Dibromomethane	ug/L	ND	20	20	20.4	21.9	102	109	60-140	7	30	
Dichlorodifluoromethane	ug/L	ND	20	20	17.7	18.2	89	91	60-140	3	30	
Diisopropyl ether	ug/L	ND	20	20	18.9	19.7	94	99	60-140	4	30	
Ethylbenzene	ug/L	ND	20	20	19.9	20.7	99	104	60-140	4	30	
Hexachloro-1,3-butadiene	ug/L	ND	20	20	24.6	24.1	123	120	60-140	2	30	
Isopropylbenzene (Cumene)	ug/L	ND	20	20	20.5	21.2	102	106	60-140	3	30	
m&p-Xylene	ug/L	ND	40	40	38.9	41.0	97	102	60-140	5	30	

Results presented on this page are in the units indicated by the "Units" column except where an alternate unit is presented to the right of the result.

REPORT OF LABORATORY ANALYSIS

This report shall not be reproduced, except in full,
without the written consent of Pace Analytical Services, LLC.

Pace Analytical Services, LLC
9800 Kincey Ave. Suite 100
Huntersville, NC 28078
(704)875-9092

QUALITY CONTROL DATA

Project: CPC Huntersville (7/7/21)
Pace Project No.: 92548168

MATRIX SPIKE & MATRIX SPIKE DUPLICATE: 3320395 3320396

Parameter	Units	92548168003 Result	MS Spike Conc.	MSD Spike Conc.	MS Result	MSD Result	MS % Rec	MSD % Rec	% Rec Limits	RPD	Max RPD	Qual
Methyl-tert-butyl ether	ug/L	ND	20	20	20.2	21.2	101	106	60-140	5	30	
Methylene Chloride	ug/L	ND	20	20	19.9	20.5	100	103	60-140	3	30	
n-Butylbenzene	ug/L	ND	20	20	21.0	21.0	105	105	60-140	0	30	
n-Propylbenzene	ug/L	ND	20	20	19.8	20.2	99	101	60-140	2	30	
Naphthalene	ug/L	ND	20	20	23.0	21.3	115	106	60-140	8	30	
o-Xylene	ug/L	ND	20	20	19.7	20.4	99	102	60-140	3	30	
sec-Butylbenzene	ug/L	ND	20	20	20.3	20.4	101	102	60-140	1	30	
Styrene	ug/L	ND	20	20	19.8	20.4	99	102	60-140	3	30	
tert-Butylbenzene	ug/L	ND	20	20	17.3	17.7	86	88	60-140	2	30	
Tetrachloroethene	ug/L	ND	20	20	20.3	21.0	102	105	60-140	3	30	
Toluene	ug/L	ND	20	20	18.9	20.0	94	100	60-140	6	30	
trans-1,2-Dichloroethene	ug/L	ND	20	20	21.0	21.6	105	108	60-140	3	30	
trans-1,3-Dichloropropene	ug/L	ND	20	20	20.5	21.6	103	108	60-140	5	30	
Trichloroethene	ug/L	ND	20	20	20.5	21.5	103	107	60-140	5	30	
Trichlorofluoromethane	ug/L	ND	20	20	20.4	21.3	102	106	60-140	4	30	
Vinyl chloride	ug/L	ND	20	20	20.7	21.1	103	106	60-140	2	30	
1,2-Dichloroethane-d4 (S)	%						103	102	70-130			
4-Bromofluorobenzene (S)	%						99	99	70-130			
Toluene-d8 (S)	%						99	100	70-130			

Results presented on this page are in the units indicated by the "Units" column except where an alternate unit is presented to the right of the result.

REPORT OF LABORATORY ANALYSIS

This report shall not be reproduced, except in full,
without the written consent of Pace Analytical Services, LLC.

Pace Analytical Services, LLC
9800 Kincey Ave. Suite 100
Huntersville, NC 28078
(704)875-9092

QUALITY CONTROL DATA

Project: CPC Huntersville (7/7/21)
Pace Project No.: 92548168

QC Batch: 632394
QC Batch Method: SM 6200B
Analysis Method: SM 6200B
Analysis Description: 6200B MSV
Laboratory: Pace Analytical Services - Charlotte

Associated Lab Samples: 92548168004

METHOD BLANK: 3321910 Matrix: Water
Associated Lab Samples: 92548168004

Parameter	Units	Blank Result	Reporting Limit	MDL	Analyzed	Qualifiers
1,1,1,2-Tetrachloroethane	ug/L	ND	0.50	0.31	07/09/21 12:40	
1,1,1-Trichloroethane	ug/L	ND	0.50	0.33	07/09/21 12:40	
1,1,2,2-Tetrachloroethane	ug/L	ND	0.50	0.22	07/09/21 12:40	
1,1,2-Trichloroethane	ug/L	ND	0.50	0.32	07/09/21 12:40	
1,1-Dichloroethane	ug/L	ND	0.50	0.37	07/09/21 12:40	
1,1-Dichloroethene	ug/L	ND	0.50	0.35	07/09/21 12:40	
1,1-Dichloropropene	ug/L	ND	0.50	0.43	07/09/21 12:40	
1,2,3-Trichlorobenzene	ug/L	ND	2.0	0.81	07/09/21 12:40	
1,2,3-Trichloropropane	ug/L	ND	0.50	0.26	07/09/21 12:40	
1,2,4-Trichlorobenzene	ug/L	ND	2.0	0.64	07/09/21 12:40	
1,2,4-Trimethylbenzene	ug/L	ND	0.50	0.50	07/09/21 12:40	
1,2-Dibromo-3-chloropropane	ug/L	ND	1.0	0.34	07/09/21 12:40	
1,2-Dibromoethane (EDB)	ug/L	ND	0.50	0.27	07/09/21 12:40	
1,2-Dichlorobenzene	ug/L	ND	0.50	0.34	07/09/21 12:40	
1,2-Dichloroethane	ug/L	ND	0.50	0.32	07/09/21 12:40	
1,2-Dichloropropane	ug/L	ND	0.50	0.36	07/09/21 12:40	
1,3,5-Trimethylbenzene	ug/L	ND	0.50	0.33	07/09/21 12:40	
1,3-Dichlorobenzene	ug/L	ND	0.50	0.34	07/09/21 12:40	
1,3-Dichloropropane	ug/L	ND	0.50	0.28	07/09/21 12:40	
1,4-Dichlorobenzene	ug/L	ND	0.50	0.33	07/09/21 12:40	
2,2-Dichloropropane	ug/L	ND	0.50	0.39	07/09/21 12:40	
2-Chlorotoluene	ug/L	ND	0.50	0.32	07/09/21 12:40	
4-Chlorotoluene	ug/L	ND	0.50	0.32	07/09/21 12:40	
Benzene	ug/L	ND	0.50	0.34	07/09/21 12:40	
Bromobenzene	ug/L	ND	0.50	0.29	07/09/21 12:40	
Bromochloromethane	ug/L	ND	0.50	0.47	07/09/21 12:40	
Bromodichloromethane	ug/L	ND	0.50	0.31	07/09/21 12:40	
Bromoform	ug/L	ND	0.50	0.34	07/09/21 12:40	
Bromomethane	ug/L	ND	5.0	1.7	07/09/21 12:40	
Carbon tetrachloride	ug/L	ND	0.50	0.33	07/09/21 12:40	
Chlorobenzene	ug/L	ND	0.50	0.28	07/09/21 12:40	
Chloroethane	ug/L	ND	1.0	0.65	07/09/21 12:40	
Chloroform	ug/L	ND	0.50	0.35	07/09/21 12:40	
Chloromethane	ug/L	ND	1.0	0.54	07/09/21 12:40	
cis-1,2-Dichloroethene	ug/L	ND	0.50	0.38	07/09/21 12:40	
cis-1,3-Dichloropropene	ug/L	ND	0.50	0.36	07/09/21 12:40	
Dibromochloromethane	ug/L	ND	0.50	0.36	07/09/21 12:40	
Dibromomethane	ug/L	ND	0.50	0.39	07/09/21 12:40	
Dichlorodifluoromethane	ug/L	ND	0.50	0.35	07/09/21 12:40	
Diisopropyl ether	ug/L	ND	0.50	0.31	07/09/21 12:40	

Results presented on this page are in the units indicated by the "Units" column except where an alternate unit is presented to the right of the result.

REPORT OF LABORATORY ANALYSIS

This report shall not be reproduced, except in full,
without the written consent of Pace Analytical Services, LLC.

Pace Analytical Services, LLC
9800 Kincey Ave. Suite 100
Huntersville, NC 28078
(704)875-9092

QUALITY CONTROL DATA

Project: CPC Huntersville (7/7/21)
Pace Project No.: 92548168

METHOD BLANK: 3321910 Matrix: Water
Associated Lab Samples: 92548168004

Parameter	Units	Blank Result	Reporting Limit	MDL	Analyzed	Qualifiers
Ethylbenzene	ug/L	ND	0.50	0.30	07/09/21 12:40	
Hexachloro-1,3-butadiene	ug/L	ND	2.0	1.5	07/09/21 12:40	
Isopropylbenzene (Cumene)	ug/L	ND	0.50	0.33	07/09/21 12:40	
m&p-Xylene	ug/L	ND	1.0	0.71	07/09/21 12:40	
Methyl-tert-butyl ether	ug/L	ND	0.50	0.42	07/09/21 12:40	
Methylene Chloride	ug/L	ND	2.0	2.0	07/09/21 12:40	
n-Butylbenzene	ug/L	ND	0.50	0.49	07/09/21 12:40	
n-Propylbenzene	ug/L	ND	0.50	0.34	07/09/21 12:40	
Naphthalene	ug/L	ND	2.0	0.64	07/09/21 12:40	
o-Xylene	ug/L	ND	0.50	0.34	07/09/21 12:40	
sec-Butylbenzene	ug/L	ND	0.50	0.40	07/09/21 12:40	
Styrene	ug/L	ND	0.50	0.29	07/09/21 12:40	
tert-Butylbenzene	ug/L	ND	0.50	0.32	07/09/21 12:40	
Tetrachloroethene	ug/L	ND	0.50	0.29	07/09/21 12:40	
Toluene	ug/L	ND	0.50	0.48	07/09/21 12:40	
trans-1,2-Dichloroethene	ug/L	ND	0.50	0.40	07/09/21 12:40	
trans-1,3-Dichloropropene	ug/L	ND	0.50	0.36	07/09/21 12:40	
Trichloroethene	ug/L	ND	0.50	0.38	07/09/21 12:40	
Trichlorofluoromethane	ug/L	ND	1.0	0.30	07/09/21 12:40	
Vinyl chloride	ug/L	ND	1.0	0.39	07/09/21 12:40	
1,2-Dichloroethane-d4 (S)	%	106	70-130		07/09/21 12:40	
4-Bromofluorobenzene (S)	%	96	70-130		07/09/21 12:40	
Toluene-d8 (S)	%	101	70-130		07/09/21 12:40	

LABORATORY CONTROL SAMPLE: 3321911

Parameter	Units	Spike Conc.	LCS Result	LCS % Rec	% Rec Limits	Qualifiers
1,1,1,2-Tetrachloroethane	ug/L	50	50.5	101	60-140	
1,1,1-Trichloroethane	ug/L	50	49.5	99	60-140	
1,1,2,2-Tetrachloroethane	ug/L	50	50.8	102	60-140	
1,1,2-Trichloroethane	ug/L	50	51.1	102	60-140	
1,1-Dichloroethane	ug/L	50	47.6	95	60-140	
1,1-Dichloroethene	ug/L	50	48.0	96	60-140	
1,1-Dichloropropene	ug/L	50	48.2	96	60-140	
1,2,3-Trichlorobenzene	ug/L	50	52.0	104	60-140	
1,2,3-Trichloropropane	ug/L	50	50.1	100	60-140	
1,2,4-Trichlorobenzene	ug/L	50	51.7	103	60-140	
1,2,4-Trimethylbenzene	ug/L	50	45.6	91	60-140	
1,2-Dibromo-3-chloropropane	ug/L	50	58.0	116	60-140	
1,2-Dibromoethane (EDB)	ug/L	50	51.3	103	60-140	
1,2-Dichlorobenzene	ug/L	50	48.1	96	60-140	
1,2-Dichloroethane	ug/L	50	45.6	91	60-140	
1,2-Dichloropropane	ug/L	50	50.0	100	60-140	
1,3,5-Trimethylbenzene	ug/L	50	46.5	93	60-140	

Results presented on this page are in the units indicated by the "Units" column except where an alternate unit is presented to the right of the result.

REPORT OF LABORATORY ANALYSIS

This report shall not be reproduced, except in full,
without the written consent of Pace Analytical Services, LLC.

Pace Analytical Services, LLC
9800 Kincey Ave. Suite 100
Huntersville, NC 28078
(704)875-9092

QUALITY CONTROL DATA

Project: CPC Huntersville (7/7/21)
Pace Project No.: 92548168

LABORATORY CONTROL SAMPLE: 3321911

Parameter	Units	Spike Conc.	LCS Result	LCS % Rec	% Rec Limits	Qualifiers
1,3-Dichlorobenzene	ug/L	50	47.4	95	60-140	
1,3-Dichloropropane	ug/L	50	48.9	98	60-140	
1,4-Dichlorobenzene	ug/L	50	48.4	97	60-140	
2,2-Dichloropropane	ug/L	50	51.9	104	60-140	
2-Chlorotoluene	ug/L	50	47.0	94	60-140	
4-Chlorotoluene	ug/L	50	46.0	92	60-140	
Benzene	ug/L	50	47.9	96	60-140	
Bromobenzene	ug/L	50	47.8	96	60-140	
Bromochloromethane	ug/L	50	50.2	100	60-140	
Bromodichloromethane	ug/L	50	51.7	103	60-140	
Bromoform	ug/L	50	54.9	110	60-140	
Bromomethane	ug/L	50	44.6	89	60-140	
Carbon tetrachloride	ug/L	50	49.2	98	60-140	
Chlorobenzene	ug/L	50	48.0	96	60-140	
Chloroethane	ug/L	50	46.5	93	60-140	
Chloroform	ug/L	50	47.5	95	60-140	
Chloromethane	ug/L	50	45.1	90	60-140	
cis-1,2-Dichloroethene	ug/L	50	47.6	95	60-140	
cis-1,3-Dichloropropene	ug/L	50	51.5	103	60-140	
Dibromochloromethane	ug/L	50	52.7	105	60-140	
Dibromomethane	ug/L	50	51.4	103	60-140	
Dichlorodifluoromethane	ug/L	50	48.4	97	60-140	
Diisopropyl ether	ug/L	50	46.8	94	60-140	
Ethylbenzene	ug/L	50	47.4	95	60-140	
Hexachloro-1,3-butadiene	ug/L	50	49.9	100	60-140	
Isopropylbenzene (Cumene)	ug/L	50	48.9	98	60-140	
m&p-Xylene	ug/L	100	94.1	94	60-140	
Methyl-tert-butyl ether	ug/L	50	50.3	101	60-140	
Methylene Chloride	ug/L	50	48.5	97	60-140	
n-Butylbenzene	ug/L	50	46.8	94	60-140	
n-Propylbenzene	ug/L	50	46.1	92	60-140	
Naphthalene	ug/L	50	51.1	102	60-140	
o-Xylene	ug/L	50	47.4	95	60-140	
sec-Butylbenzene	ug/L	50	45.6	91	60-140	
Styrene	ug/L	50	49.8	100	60-140	
tert-Butylbenzene	ug/L	50	39.3	79	60-140	
Tetrachloroethene	ug/L	50	47.4	95	60-140	
Toluene	ug/L	50	46.4	93	60-140	
trans-1,2-Dichloroethene	ug/L	50	48.4	97	60-140	
trans-1,3-Dichloropropene	ug/L	50	53.0	106	60-140	
Trichloroethene	ug/L	50	49.0	98	60-140	
Trichlorofluoromethane	ug/L	50	43.6	87	60-140	
Vinyl chloride	ug/L	50	49.4	99	60-140	
1,2-Dichloroethane-d4 (S)	%			99	70-130	
4-Bromofluorobenzene (S)	%			102	70-130	
Toluene-d8 (S)	%			102	70-130	

Results presented on this page are in the units indicated by the "Units" column except where an alternate unit is presented to the right of the result.

REPORT OF LABORATORY ANALYSIS

This report shall not be reproduced, except in full,
without the written consent of Pace Analytical Services, LLC.

Pace Analytical Services, LLC
9800 Kincey Ave. Suite 100
Huntersville, NC 28078
(704)875-9092

QUALITY CONTROL DATA

Project: CPC Huntersville (7/7/21)
Pace Project No.: 92548168

MATRIX SPIKE & MATRIX SPIKE DUPLICATE: 3321948 3321949

Parameter	Units	92548168004 Result	MS Spike Conc.	MSD Spike Conc.	MS Result	MSD Result	MS % Rec	MSD % Rec	% Rec Limits	RPD	Max RPD	Qual
1,1,1,2-Tetrachloroethane	ug/L	ND	250	250	265	268	106	107	60-140	1	30	
1,1,1-Trichloroethane	ug/L	ND	250	250	267	269	107	107	60-140	1	30	
1,1,2,2-Tetrachloroethane	ug/L	ND	250	250	278	275	111	110	60-140	1	30	
1,1,2-Trichloroethane	ug/L	ND	250	250	276	267	110	107	60-140	3	30	
1,1-Dichloroethane	ug/L	ND	250	250	265	264	106	106	60-140	0	30	
1,1-Dichloroethene	ug/L	ND	250	250	258	257	103	103	60-140	1	30	
1,1-Dichloropropene	ug/L	ND	250	250	269	266	108	106	60-140	1	30	
1,2,3-Trichlorobenzene	ug/L	ND	250	250	239	273	96	109	60-140	13	30	
1,2,3-Trichloropropane	ug/L	ND	250	250	282	264	113	106	60-140	7	30	
1,2,4-Trichlorobenzene	ug/L	ND	250	250	236	267	94	107	60-140	13	30	
1,2,4-Trimethylbenzene	ug/L	106	250	250	336	355	92	100	60-140	6	30	
1,2-Dibromo-3-chloropropane	ug/L	ND	250	250	280	315	112	126	60-140	12	30	
1,2-Dibromoethane (EDB)	ug/L	ND	250	250	268	272	107	109	60-140	2	30	
1,2-Dichlorobenzene	ug/L	ND	250	250	238	254	95	102	60-140	6	30	
1,2-Dichloroethane	ug/L	ND	250	250	247	242	99	97	60-140	2	30	
1,2-Dichloropropane	ug/L	ND	250	250	267	264	107	106	60-140	1	30	
1,3,5-Trimethylbenzene	ug/L	27.6	250	250	272	285	98	103	60-140	5	30	
1,3-Dichlorobenzene	ug/L	ND	250	250	234	250	94	100	60-140	7	30	
1,3-Dichloropropane	ug/L	ND	250	250	267	265	107	106	60-140	0	30	
1,4-Dichlorobenzene	ug/L	ND	250	250	239	258	96	103	60-140	8	30	
2,2-Dichloropropane	ug/L	ND	250	250	240	238	96	95	60-140	1	30	
2-Chlorotoluene	ug/L	ND	250	250	252	260	101	104	60-140	3	30	
4-Chlorotoluene	ug/L	ND	250	250	232	247	93	99	60-140	6	30	
Benzene	ug/L	1630	250	250	1840	1810	84	72	60-140	2	30	
Bromobenzene	ug/L	ND	250	250	252	269	101	108	60-140	7	30	
Bromochloromethane	ug/L	ND	250	250	278	276	111	111	60-140	0	30	
Bromodichloromethane	ug/L	ND	250	250	273	270	109	108	60-140	1	30	
Bromoform	ug/L	ND	250	250	269	277	107	111	60-140	3	30	
Bromomethane	ug/L	ND	250	250	196	232	78	93	60-140	17	30	
Carbon tetrachloride	ug/L	ND	250	250	268	263	107	105	60-140	2	30	
Chlorobenzene	ug/L	ND	250	250	260	260	104	104	60-140	0	30	
Chloroethane	ug/L	ND	250	250	263	256	105	102	60-140	3	30	
Chloroform	ug/L	ND	250	250	267	265	107	106	60-140	1	30	
Chloromethane	ug/L	ND	250	250	228	220	91	88	60-140	4	30	
cis-1,2-Dichloroethene	ug/L	ND	250	250	262	259	105	104	60-140	1	30	
cis-1,3-Dichloropropene	ug/L	ND	250	250	258	257	103	103	60-140	0	30	
Dibromochloromethane	ug/L	ND	250	250	261	273	105	109	60-140	5	30	
Dibromomethane	ug/L	ND	250	250	276	273	110	109	60-140	1	30	
Dichlorodifluoromethane	ug/L	ND	250	250	188	186	75	74	60-140	1	30	
Diisopropyl ether	ug/L	271	250	250	516	508	98	95	60-140	2	30	
Ethylbenzene	ug/L	209	250	250	462	461	101	101	60-140	0	30	
Hexachloro-1,3-butadiene	ug/L	ND	250	250	229	255	92	102	60-140	11	30	
Isopropylbenzene (Cumene)	ug/L	5.7J	250	250	268	269	105	105	60-140	1	30	
m&p-Xylene	ug/L	829	500	500	1310	1310	96	97	60-140	0	30	

Results presented on this page are in the units indicated by the "Units" column except where an alternate unit is presented to the right of the result.

REPORT OF LABORATORY ANALYSIS

This report shall not be reproduced, except in full,
without the written consent of Pace Analytical Services, LLC.

Pace Analytical Services, LLC
9800 Kincey Ave. Suite 100
Huntersville, NC 28078
(704)875-9092

QUALITY CONTROL DATA

Project: CPC Huntersville (7/7/21)
Pace Project No.: 92548168

MATRIX SPIKE & MATRIX SPIKE DUPLICATE: 3321948 3321949

Parameter	Units	92548168004 Result	MS Spike Conc.	MSD Spike Conc.	MS Result	MSD Result	MS % Rec	MSD % Rec	% Rec Limits	RPD	Max RPD	Qual
Methyl-tert-butyl ether	ug/L	113	250	250	387	383	109	108	60-140	1	30	
Methylene Chloride	ug/L	ND	250	250	274	274	109	109	60-140	0	30	
n-Butylbenzene	ug/L	ND	250	250	231	244	92	98	60-140	6	30	
n-Propylbenzene	ug/L	12.8	250	250	249	263	94	100	60-140	6	30	
Naphthalene	ug/L	25.1	250	250	267	300	97	110	60-140	12	30	
o-Xylene	ug/L	427	250	250	669	678	97	100	60-140	1	30	
sec-Butylbenzene	ug/L	ND	250	250	236	249	94	100	60-140	6	30	
Styrene	ug/L	ND	250	250	264	266	105	106	60-140	1	30	
tert-Butylbenzene	ug/L	ND	250	250	209	224	84	90	60-140	7	30	
Tetrachloroethene	ug/L	ND	250	250	256	254	103	102	60-140	1	30	
Toluene	ug/L	795	250	250	1020	992	89	79	60-140	3	30	
trans-1,2-Dichloroethene	ug/L	ND	250	250	264	265	105	106	60-140	1	30	
trans-1,3-Dichloropropene	ug/L	ND	250	250	260	259	104	104	60-140	0	30	
Trichloroethene	ug/L	ND	250	250	266	266	106	107	60-140	0	30	
Trichlorofluoromethane	ug/L	ND	250	250	244	243	98	97	60-140	0	30	
Vinyl chloride	ug/L	ND	250	250	238	234	95	94	60-140	2	30	
1,2-Dichloroethane-d4 (S)	%						104	102	70-130			
4-Bromofluorobenzene (S)	%						101	98	70-130			
Toluene-d8 (S)	%						100	99	70-130			

Results presented on this page are in the units indicated by the "Units" column except where an alternate unit is presented to the right of the result.

REPORT OF LABORATORY ANALYSIS

This report shall not be reproduced, except in full,
without the written consent of Pace Analytical Services, LLC.

Pace Analytical Services, LLC
9800 Kincey Ave. Suite 100
Huntersville, NC 28078
(704)875-9092

QUALIFIERS

Project: CPC Huntersville (7/7/21)
Pace Project No.: 92548168

DEFINITIONS

DF - Dilution Factor, if reported, represents the factor applied to the reported data due to dilution of the sample aliquot.

ND - Not Detected at or above adjusted reporting limit.

TNTC - Too Numerous To Count

J - Estimated concentration above the adjusted method detection limit and below the adjusted reporting limit.

MDL - Adjusted Method Detection Limit.

PQL - Practical Quantitation Limit.

RL - Reporting Limit - The lowest concentration value that meets project requirements for quantitative data with known precision and bias for a specific analyte in a specific matrix.

S - Surrogate

1,2-Diphenylhydrazine decomposes to and cannot be separated from Azobenzene using Method 8270. The result for each analyte is a combined concentration.

Consistent with EPA guidelines, unrounded data are displayed and have been used to calculate % recovery and RPD values.

LCS(D) - Laboratory Control Sample (Duplicate)

MS(D) - Matrix Spike (Duplicate)

DUP - Sample Duplicate

RPD - Relative Percent Difference

NC - Not Calculable.

SG - Silica Gel - Clean-Up

U - Indicates the compound was analyzed for, but not detected.

Acid preservation may not be appropriate for 2 Chloroethylvinyl ether.

A separate vial preserved to a pH of 4-5 is recommended in SW846 Chapter 4 for the analysis of Acrolein and Acrylonitrile by EPA Method 8260.

N-Nitrosodiphenylamine decomposes and cannot be separated from Diphenylamine using Method 8270. The result reported for each analyte is a combined concentration.

Pace Analytical is TNI accredited. Contact your Pace PM for the current list of accredited analytes.

TNI - The NELAC Institute.

ANALYTE QUALIFIERS

N2	The lab does not hold NELAC/TNI accreditation for this parameter but other accreditations/certifications may apply. A complete list of accreditations/certifications is available upon request.

This report shall not be reproduced, except in full,
without the written consent of Pace Analytical Services, LLC.

Pace Analytical Services, LLC
9800 Kincey Ave. Suite 100
Huntersville, NC 28078
(704)875-9092

QUALITY CONTROL DATA CROSS REFERENCE TABLE

Project: CPC Huntersville (7/7/21)
Pace Project No.: 92548168

Lab ID	Sample ID	QC Batch Method	QC Batch	Analytical Method	Analytical Batch
92548168001	**MW-20**	MADEP VPH	632209		
92548168002	**MW-38**	MADEP VPH	632558		
92548168003	**MW-63**	MADEP VPH	632209		
92548168004	**DUP-1-20210707**	MADEP VPH	632558		
92548168005	**FB-2-20210707**	MADEP VPH	632209		
92548168001	**MW-20**	EPA 3010A	632149	EPA 6010D	632240
92548168002	**MW-38**	EPA 3010A	632149	EPA 6010D	632240
92548168003	**MW-63**	EPA 3010A	632149	EPA 6010D	632240
92548168004	**DUP-1-20210707**	EPA 3010A	632149	EPA 6010D	632240
92548168001	**MW-20**	SM 6200B	632110		
92548168002	**MW-38**	SM 6200B	632110		
92548168003	**MW-63**	SM 6200B	632110		
92548168004	**DUP-1-20210707**	SM 6200B	632394		
92548168005	**FB-2-20210707**	SM 6200B	632110		
92548168006	**Trip Blank**	SM 6200B	632110		

This report shall not be reproduced, except in full,
without the written consent of Pace Analytical Services, LLC.

Pace Analytical	Document Name: Sample Condition Upon Receipt(SCUR)	Document Revised: October 28, 2020 Page 1 of 2
	Document No.: F-CAR-CS-033-Rev.07	Issuing Authority: Pace Carolinas Quality Office

Laboratory receiving samples:
Asheville ☐ Eden ☐ Greenwood ☐ Huntersville ☑ Raleigh ☐ Mechanicsville ☐ Atlanta ☐ Kernersville ☐

Sample Condition Upon Receipt

Client Name: AECOM **Project #:** WO# : 92548168

92548168

Courier: ☐ Fed Ex ☐ UPS ☐ USPS ☑ Client ☐ Commercial ☐ Pace ☐ Other:____

Custody Seal Present? ☐ Yes ☑ No **Seals Intact?** ☐ Yes ☑ No

Date/Initials Person Examining Contents: JW 7-6-21

Packing Material: ☐ Bubble Wrap ☑ Bubble Bags ☐ None ☐ Other

Biological Tissue Frozen? ☐ Yes ☐ No ☑ N/A

Thermometer: ☑ IR Gun ID: 92T064 **Type of Ice:** ☑ Wet ☐ Blue ☐ None

Cooler Temp: 4.8 **Correction Factor:** Add/Subtract (°C) -0.1

Cooler Temp Corrected (°C): 4.7

Temp should be above freezing to 6°C
☐ Samples out of temp criteria. Samples on ice, cooling process has begun

USDA Regulated Soil (☑ N/A, water sample)

Did samples originate in a quarantine zone within the United States: CA, NY, or SC (check maps)? ☐ Yes ☐ No

Did samples originate from a foreign source (internationally, including Hawaii and Puerto Rico)? ☐ Yes ☐ No

				Comments/Discrepancy:
Chain of Custody Present?	☑ Yes	☐ No	☐ N/A	1.
Samples Arrived within Hold Time?	☑ Yes	☐ No	☐ N/A	2.
Short Hold Time Analysis (<72 hr.)?	☐ Yes	☑ No	☐ N/A	3.
Rush Turn Around Time Requested?	☑ Yes	☐ No	☐ N/A	4.
Sufficient Volume?	☑ Yes	☐ No	☐ N/A	5.
Correct Containers Used?	☑ Yes	☐ No	☐ N/A	6.
-Pace Containers Used?	☑ Yes	☐ No	☐ N/A	
Containers Intact?	☑ Yes	☐ No	☐ N/A	7.
Dissolved analysis: Samples Field Filtered?	☐ Yes	☐ No	☑ N/A	8.
Sample Labels Match COC? -Includes Date/Time/ID/Analysis Matrix: wt	☑ Yes	☐ No	☐ N/A	9.
Headspace in VOA Vials (>5-6mm)?	☑ Yes	☐ No	☐ N/A	10.
Trip Blank Present?	☑ Yes	☐ No	☐ N/A	11.
Trip Blank Custody Seals Present?	☑ Yes	☐ No	☐ N/A	

COMMENTS/SAMPLE DISCREPANCY

Field Data Required? ☐ Yes ☐ No

Headspace in sample FB-2-20210707 DGH 1/7

Lot ID of split containers:

CLIENT NOTIFICATION/RESOLUTION

Person contacted: _____ Date/Time: _____

Project Manager SCURF Review: _____ **Date:** _____

Project Manager SRF Review: _____ **Date:** _____

***Check mark top half of box if pH and/or dechlorination is verified and within the acceptance range for preservation samples.**

Exceptions: VOA, Coliform, TOC, Oil and Grease, DRO/8015 (water) DOC, LLHg

****Bottom half of box is to list number of bottles**

Project #

WO# : 92548168

PM: NMG Due Date: 07/12/21

CLIENT: 92-AECOM CHA

Item#	BP4U-125 mL Plastic Unpreserved (N/A) (Cl-)	BP3U-250 mL Plastic Unpreserved (N/A)	BP2U-500 mL Plastic Unpreserved (N/A)	BP1U-1 liter Plastic Unpreserved (N/A)	BP4S-125 mL Plastic H2SO4 (pH < 2) (Cl-)	BP3N-250 mL plastic HNO3 (pH < 2)	BP4Z-125 mL Plastic ZN Acetate & NaOH (>9)	BP4C-125 mL Plastic NaOH (pH > 12) (Cl-)	WGFU-Wide-mouthed Glass jar Unpreserved	AG1U-1 liter Amber Unpreserved (N/A) (Cl-)	AG1H-1 liter Amber HCl (pH < 2)	AG3U-250 mL Amber Unpreserved (N/A) (Cl-)	AG1S-1 liter Amber H2SO4 (pH < 2)	AG3S-250 mL Amber H2SO4 (pH < 2)	AG3A(DG3A)-250 mL Amber NH4Cl (N/A)(Cl-)	DG9H-40 mL VOA HCl (N/A)	VG9T-40 mL VOA Na2S2O3 (N/A)	VG9U-40 mL VOA Unp (N/A)	DG9P-40 mL VOA H3PO4 (N/A)	VOAK (6 vials per kit)-5035 kit (N/A)	V/GK (3 vials per kit)-VPH/Gas kit (N/A)	SP5T-125 mL Sterile Plastic (N/A - lab)	SP2T-250 mL Sterile Plastic (N/A - lab)		BP3A-250 mL Plastic (NH2)2SO4 (9.3-9.7)	AG0U-100 mL Amber Unpreserved vials (N/A)	VSGU-20 mL Scintillation vials (N/A)	DG9U-40 mL Amber Unpreserved vials (N/A)
1						1 ✓										7													
2						1 ✓										7													
3						1 ✓										7													
4						1 ✓										7													
5					JV ✓	✱										7													
6					7-7											2													
7																													
8																													
9																													
10																													
11																													
12																													

pH Adjustment Log for Preserved Samples

Sample ID	Type of Preservative	pH upon receipt	Date preservation adjusted	Time preservation adjusted	Amount of Preservative added	Lot #

Note: Whenever there is a discrepancy affecting North Carolina compliance samples, a copy of this form will be sent to the North Carolina DEHNR Certification Office (i.e. Out of hold, incorrect preservative, out of temp, incorrect containers.

Yellow

Pace Analytical
WWW.PACELABS.COM

CHAIN-OF-CUSTODY / Analytical Request Document

The Chain-of-Custody is a LEGAL DOCUMENT. All relevant fields must be completed accurately.

Submitting a sample via this chain of custody constitutes acknowledgment and acceptance of the Pace Terms and Conditions found at https://info.pacelabs.com/hubfs/pas-standard-terms.pdf.

Page : 1 Of 1

Section A
Required Client Information:

Company:	AECOM
Address:	6000 Fairview Road
	Suite 200, Charlotte, NC 28226
Email:	
Phone:	(704)522-0330 Fax:
Requested Due Date:	

Section B
Required Project Information:

Report To:	Andrew Wreschnig
Copy To:	
Purchase Order #:	
Project Name:	CPC Huntersville
Project #:	

Section C
Invoice Information:

Attention:	
Company Name:	
Address:	
Pace Quote:	
Pace Project Manager:	nicole.d'oleo@pacelabs.com,
Pace Profile #:	12518-3

Regulatory Agency

State / Location
NC

Requested Analysis Filtered (Y/N)

ITEM #	SAMPLE ID (One Character per box. (A-Z, 0-9 / , -) Sample Ids must be unique)	MATRIX CODE (see valid codes to left)	SAMPLE TYPE (G=GRAB C=COMP)	COLLECTED START DATE	COLLECTED START TIME	COLLECTED END DATE	COLLECTED END TIME	SAMPLE TEMP AT COLLECTION	# OF CONTAINERS	Preservatives: Unpreserved	H2SO4	HNO3	HCl	NaOH	Na2S2O3	Methanol	Other	Analyses Test Y/N	6200B	NC VPH	6010 Lead	Trip BLANK	Residual Chlorine (Y/N)	92518168
1	MW-20	WT	G			7/7/21	1610		8			X	X						X	X	X			001
2	MW-38	WT	G				1400																	002
3	MW-63	WT	G				1040																	003
4	DUP-1-20210707	WT	G				—																	004
5	FB-2-20210707	WT	G				1610		7															005
6	Trip Blank	WT	G				Lab Provided		1														X	006
7																								
8																								
9																								
10																								
11																								
12																								

MATRIX CODE: Drinking Water DW; Water WT; Waste Water WW; Product P; Soil/Solid SL; Oil OL; Wipe WP; Air AR; Other OT; Tissue TS

ADDITIONAL COMMENTS	RELINQUISHED BY / AFFILIATION	DATE	TIME	ACCEPTED BY / AFFILIATION	DATE	TIME	SAMPLE CONDITIONS			
	Emily R. Love / AECOM	7/7/21	1718	Jake Whitman Pace HV	7-7-21	1718	4.7	Y	1	Y

SAMPLER NAME AND SIGNATURE

PRINT Name of SAMPLER: Emily Love

SIGNATURE of SAMPLER: Emily R. Love DATE Signed: 7/7/2021

TEMP in C	Received on Ice (Y/N)	Custody Sealed Cooler (Y/N)	Samples Intact (Y/N)

Pace Analytical Services, LLC
9800 Kincey Ave. Suite 100
Huntersville, NC 28078
(704)875-9092

July 12, 2021

Andrew Wreschnig
AECOM
6000 Fairview Road
Suite 200
Charlotte, NC 28210

RE: Project: CPC Huntersville (7/7/21)
Pace Project No.: 92548169

Dear Andrew Wreschnig:

Enclosed are the analytical results for sample(s) received by the laboratory on July 07, 2021. The results relate only to the samples included in this report. Results reported herein conform to the applicable TNI/NELAC Standards and the laboratory's Quality Manual, where applicable, unless otherwise noted in the body of the report.

The test results provided in this final report were generated by each of the following laboratories within the Pace Network:

- Pace Analytical Services - Asheville
- Pace Analytical Services - Charlotte

If you have any questions concerning this report, please feel free to contact me.

Sincerely,

Nicole D'Oleo

Nicole D'Oleo
nicole.d'oleo@pacelabs.com
(704)875-9092
Project Manager

Enclosures

cc: Teresa Amentt Jennings, AECOM
Jeff Morrison, Colonial Pipeline Company

Pace Analytical Services, LLC
9800 Kincey Ave. Suite 100
Huntersville, NC 28078
(704)875-9092

CERTIFICATIONS

Project: CPC Huntersville (7/7/21)
Pace Project No.: 92548169

Pace Analytical Services Charlotte
9800 Kincey Ave. Ste 100, Huntersville, NC 28078
Louisiana/NELAP Certification # LA170028
North Carolina Drinking Water Certification #: 37706
North Carolina Field Services Certification #: 5342
North Carolina Wastewater Certification #: 12
South Carolina Certification #: 99006001
Florida/NELAP Certification #: E87627
Kentucky UST Certification #: 84
Virginia/VELAP Certification #: 460221

Pace Analytical Services Asheville
2225 Riverside Drive, Asheville, NC 28804
Florida/NELAP Certification #: E87648
North Carolina Drinking Water Certification #: 37712
North Carolina Wastewater Certification #: 40
South Carolina Certification #: 99030001
Virginia/VELAP Certification #: 460222

This report shall not be reproduced, except in full,
without the written consent of Pace Analytical Services, LLC.

Pace Analytical Services, LLC
9800 Kincey Ave. Suite 100
Huntersville, NC 28078
(704)875-9092

SAMPLE SUMMARY

Project: CPC Huntersville (7/7/21)
Pace Project No.: 92548169

Lab ID	Sample ID	Matrix	Date Collected	Date Received
92548169001	**MW-44**	Water	07/07/21 09:40	07/07/21 17:18
92548169002	**MW-46**	Water	07/06/21 17:05	07/07/21 17:18
92548169003	**MW-62**	Water	07/07/21 11:30	07/07/21 17:18
92548169004	**MW-86**	Water	07/07/21 14:50	07/07/21 17:18
92548169005	**FB-1-20210707**	Water	07/07/21 16:00	07/07/21 17:18
92548169006	**Trip Blank**	Water	07/07/21 00:00	07/07/21 17:18

REPORT OF LABORATORY ANALYSIS

This report shall not be reproduced, except in full,
without the written consent of Pace Analytical Services, LLC.

Pace Analytical Services, LLC
9800 Kincey Ave. Suite 100
Huntersville, NC 28078
(704)875-9092

SAMPLE ANALYTE COUNT

Project: CPC Huntersville (7/7/21)
Pace Project No.: 92548169

Lab ID	Sample ID	Method	Analysts	Analytes Reported	Laboratory
92548169001	**MW-44**	MADEP VPH	MAD	6	PASI-C
		EPA 6010D	SH1	1	PASI-A
		SM 6200B	SAS	63	PASI-C
92548169002	**MW-46**	MADEP VPH	MAD	6	PASI-C
		EPA 6010D	SH1	1	PASI-A
		SM 6200B	SAS	63	PASI-C
92548169003	**MW-62**	MADEP VPH	MAD	6	PASI-C
		EPA 6010D	SH1	1	PASI-A
		SM 6200B	SAS	63	PASI-C
92548169004	**MW-86**	MADEP VPH	MAD	6	PASI-C
		EPA 6010D	RDT	1	PASI-A
		SM 6200B	SAS	63	PASI-C
92548169005	**FB-1-20210707**	MADEP VPH	MAD	6	PASI-C
		SM 6200B	SAS	63	PASI-C
92548169006	**Trip Blank**	SM 6200B	SAS	63	PASI-C

PASI-A = Pace Analytical Services - Asheville
PASI-C = Pace Analytical Services - Charlotte

This report shall not be reproduced, except in full,
without the written consent of Pace Analytical Services, LLC.

Pace Analytical Services, LLC
9800 Kincey Ave. Suite 100
Huntersville, NC 28078
(704)875-9092

ANALYTICAL RESULTS

Project: CPC Huntersville (7/7/21)
Pace Project No.: 92548169

Sample: MW-44 **Lab ID: 92548169001** Collected: 07/07/21 09:40 Received: 07/07/21 17:18 Matrix: Water

Parameters	Results	Units	Report Limit	MDL	DF	Prepared	Analyzed	CAS No.	Qual
VPH NC Water	Analytical Method: MADEP VPH Pace Analytical Services - Charlotte								
Total VPH (C5-C12)	**96.9**	ug/L	50.0	50.0	1		07/08/21 19:21		N2
Aliphatic (C05-C08)	**88.4**	ug/L	50.0	50.0	1		07/08/21 19:21		N2
Aliphatic(C09-C12) Adjusted	ND	ug/L	50.0	50.0	1		07/08/21 19:21		N2
Aromatic (C09-C10)	ND	ug/L	50.0	50.0	1		07/08/21 19:21		N2
Surrogates									
4-Bromofluorobenzene (FID) (S)	105	%	70-130		1		07/08/21 19:21	460-00-4	
4-Bromofluorobenzene (PID) (S)	102	%	70-130		1		07/08/21 19:21	460-00-4	
6010 MET ICP	Analytical Method: EPA 6010D Preparation Method: EPA 3010A Pace Analytical Services - Asheville								
Lead	ND	ug/L	5.0	4.5	1	07/08/21 15:24	07/09/21 07:00	7439-92-1	
6200B MSV	Analytical Method: SM 6200B Pace Analytical Services - Charlotte								
Benzene	**5.2**	ug/L	0.50	0.34	1		07/09/21 03:05	71-43-2	
Bromobenzene	ND	ug/L	0.50	0.29	1		07/09/21 03:05	108-86-1	
Bromochloromethane	ND	ug/L	0.50	0.47	1		07/09/21 03:05	74-97-5	
Bromodichloromethane	ND	ug/L	0.50	0.31	1		07/09/21 03:05	75-27-4	
Bromoform	ND	ug/L	0.50	0.34	1		07/09/21 03:05	75-25-2	
Bromomethane	ND	ug/L	5.0	1.7	1		07/09/21 03:05	74-83-9	
n-Butylbenzene	ND	ug/L	0.50	0.49	1		07/09/21 03:05	104-51-8	
sec-Butylbenzene	ND	ug/L	0.50	0.40	1		07/09/21 03:05	135-98-8	
tert-Butylbenzene	ND	ug/L	0.50	0.32	1		07/09/21 03:05	98-06-6	
Carbon tetrachloride	ND	ug/L	0.50	0.33	1		07/09/21 03:05	56-23-5	
Chlorobenzene	ND	ug/L	0.50	0.28	1		07/09/21 03:05	108-90-7	
Chloroethane	ND	ug/L	1.0	0.65	1		07/09/21 03:05	75-00-3	
Chloroform	ND	ug/L	0.50	0.35	1		07/09/21 03:05	67-66-3	
Chloromethane	ND	ug/L	1.0	0.54	1		07/09/21 03:05	74-87-3	
2-Chlorotoluene	ND	ug/L	0.50	0.32	1		07/09/21 03:05	95-49-8	
4-Chlorotoluene	ND	ug/L	0.50	0.32	1		07/09/21 03:05	106-43-4	
1,2-Dibromo-3-chloropropane	ND	ug/L	1.0	0.34	1		07/09/21 03:05	96-12-8	
Dibromochloromethane	ND	ug/L	0.50	0.36	1		07/09/21 03:05	124-48-1	
1,2-Dibromoethane (EDB)	ND	ug/L	0.50	0.27	1		07/09/21 03:05	106-93-4	
Dibromomethane	ND	ug/L	0.50	0.39	1		07/09/21 03:05	74-95-3	
1,2-Dichlorobenzene	ND	ug/L	0.50	0.34	1		07/09/21 03:05	95-50-1	
1,3-Dichlorobenzene	ND	ug/L	0.50	0.34	1		07/09/21 03:05	541-73-1	
1,4-Dichlorobenzene	ND	ug/L	0.50	0.33	1		07/09/21 03:05	106-46-7	
Dichlorodifluoromethane	ND	ug/L	0.50	0.35	1		07/09/21 03:05	75-71-8	
1,1-Dichloroethane	ND	ug/L	0.50	0.37	1		07/09/21 03:05	75-34-3	
1,2-Dichloroethane	ND	ug/L	0.50	0.32	1		07/09/21 03:05	107-06-2	
1,1-Dichloroethene	ND	ug/L	0.50	0.35	1		07/09/21 03:05	75-35-4	
cis-1,2-Dichloroethene	ND	ug/L	0.50	0.38	1		07/09/21 03:05	156-59-2	
trans-1,2-Dichloroethene	ND	ug/L	0.50	0.40	1		07/09/21 03:05	156-60-5	
1,2-Dichloropropane	ND	ug/L	0.50	0.36	1		07/09/21 03:05	78-87-5	
1,3-Dichloropropane	ND	ug/L	0.50	0.28	1		07/09/21 03:05	142-28-9	

REPORT OF LABORATORY ANALYSIS

This report shall not be reproduced, except in full,
without the written consent of Pace Analytical Services, LLC.

Pace Analytical Services, LLC
9800 Kincey Ave. Suite 100
Huntersville, NC 28078
(704)875-9092

ANALYTICAL RESULTS

Project: CPC Huntersville (7/7/21)
Pace Project No.: 92548169

Sample: MW-44 **Lab ID: 92548169001** Collected: 07/07/21 09:40 Received: 07/07/21 17:18 Matrix: Water

Parameters	Results	Units	Report Limit	MDL	DF	Prepared	Analyzed	CAS No.	Qual
6200B MSV	Analytical Method: SM 6200B Pace Analytical Services - Charlotte								
2,2-Dichloropropane	ND	ug/L	0.50	0.39	1		07/09/21 03:05	594-20-7	
1,1-Dichloropropene	ND	ug/L	0.50	0.43	1		07/09/21 03:05	563-58-6	
cis-1,3-Dichloropropene	ND	ug/L	0.50	0.36	1		07/09/21 03:05	10061-01-5	
trans-1,3-Dichloropropene	ND	ug/L	0.50	0.36	1		07/09/21 03:05	10061-02-6	
Diisopropyl ether	ND	ug/L	0.50	0.31	1		07/09/21 03:05	108-20-3	
Ethylbenzene	ND	ug/L	0.50	0.30	1		07/09/21 03:05	100-41-4	
Hexachloro-1,3-butadiene	ND	ug/L	2.0	1.5	1		07/09/21 03:05	87-68-3	
Isopropylbenzene (Cumene)	ND	ug/L	0.50	0.33	1		07/09/21 03:05	98-82-8	
Methylene Chloride	ND	ug/L	2.0	2.0	1		07/09/21 03:05	75-09-2	
Methyl-tert-butyl ether	ND	ug/L	0.50	0.42	1		07/09/21 03:05	1634-04-4	
Naphthalene	ND	ug/L	2.0	0.64	1		07/09/21 03:05	91-20-3	
n-Propylbenzene	ND	ug/L	0.50	0.34	1		07/09/21 03:05	103-65-1	
Styrene	ND	ug/L	0.50	0.29	1		07/09/21 03:05	100-42-5	
1,1,1,2-Tetrachloroethane	ND	ug/L	0.50	0.31	1		07/09/21 03:05	630-20-6	
1,1,2,2-Tetrachloroethane	ND	ug/L	0.50	0.22	1		07/09/21 03:05	79-34-5	
Tetrachloroethene	ND	ug/L	0.50	0.29	1		07/09/21 03:05	127-18-4	
Toluene	**10.0**	ug/L	0.50	0.48	1		07/09/21 03:05	108-88-3	
1,2,3-Trichlorobenzene	ND	ug/L	2.0	0.81	1		07/09/21 03:05	87-61-6	
1,2,4-Trichlorobenzene	ND	ug/L	2.0	0.64	1		07/09/21 03:05	120-82-1	
1,1,1-Trichloroethane	ND	ug/L	0.50	0.33	1		07/09/21 03:05	71-55-6	
1,1,2-Trichloroethane	ND	ug/L	0.50	0.32	1		07/09/21 03:05	79-00-5	
Trichloroethene	ND	ug/L	0.50	0.38	1		07/09/21 03:05	79-01-6	
Trichlorofluoromethane	ND	ug/L	1.0	0.30	1		07/09/21 03:05	75-69-4	
1,2,3-Trichloropropane	ND	ug/L	0.50	0.26	1		07/09/21 03:05	96-18-4	
1,2,4-Trimethylbenzene	ND	ug/L	0.50	0.50	1		07/09/21 03:05	95-63-6	
1,3,5-Trimethylbenzene	ND	ug/L	0.50	0.33	1		07/09/21 03:05	108-67-8	
Vinyl chloride	ND	ug/L	1.0	0.39	1		07/09/21 03:05	75-01-4	
m&p-Xylene	**1.7**	ug/L	1.0	0.71	1		07/09/21 03:05	179601-23-1	
o-Xylene	**0.43J**	ug/L	0.50	0.34	1		07/09/21 03:05	95-47-6	
Surrogates									
1,2-Dichloroethane-d4 (S)	103	%	70-130		1		07/09/21 03:05	17060-07-0	
4-Bromofluorobenzene (S)	96	%	70-130		1		07/09/21 03:05	460-00-4	
Toluene-d8 (S)	99	%	70-130		1		07/09/21 03:05	2037-26-5	

REPORT OF LABORATORY ANALYSIS

This report shall not be reproduced, except in full,
without the written consent of Pace Analytical Services, LLC.

Pace Analytical Services, LLC
9800 Kincey Ave. Suite 100
Huntersville, NC 28078
(704)875-9092

ANALYTICAL RESULTS

Project: CPC Huntersville (7/7/21)
Pace Project No.: 92548169

Sample: MW-46 **Lab ID: 92548169002** Collected: 07/06/21 17:05 Received: 07/07/21 17:18 Matrix: Water

Parameters	Results	Units	Report Limit	MDL	DF	Prepared	Analyzed	CAS No.	Qual
VPH NC Water	Analytical Method: MADEP VPH Pace Analytical Services - Charlotte								
Total VPH (C5-C12)	ND	ug/L	50.0	50.0	1		07/08/21 19:52		N2
Aliphatic (C05-C08)	ND	ug/L	50.0	50.0	1		07/08/21 19:52		N2
Aliphatic(C09-C12) Adjusted	ND	ug/L	50.0	50.0	1		07/08/21 19:52		N2
Aromatic (C09-C10)	ND	ug/L	50.0	50.0	1		07/08/21 19:52		N2
Surrogates									
4-Bromofluorobenzene (FID) (S)	96	%	70-130		1		07/08/21 19:52	460-00-4	
4-Bromofluorobenzene (PID) (S)	92	%	70-130		1		07/08/21 19:52	460-00-4	
6010 MET ICP	Analytical Method: EPA 6010D Preparation Method: EPA 3010A Pace Analytical Services - Asheville								
Lead	ND	ug/L	5.0	4.5	1	07/08/21 15:24	07/09/21 07:03	7439-92-1	
6200B MSV	Analytical Method: SM 6200B Pace Analytical Services - Charlotte								
Benzene	ND	ug/L	0.50	0.34	1		07/09/21 03:23	71-43-2	
Bromobenzene	ND	ug/L	0.50	0.29	1		07/09/21 03:23	108-86-1	
Bromochloromethane	ND	ug/L	0.50	0.47	1		07/09/21 03:23	74-97-5	
Bromodichloromethane	ND	ug/L	0.50	0.31	1		07/09/21 03:23	75-27-4	
Bromoform	ND	ug/L	0.50	0.34	1		07/09/21 03:23	75-25-2	
Bromomethane	ND	ug/L	5.0	1.7	1		07/09/21 03:23	74-83-9	
n-Butylbenzene	ND	ug/L	0.50	0.49	1		07/09/21 03:23	104-51-8	
sec-Butylbenzene	ND	ug/L	0.50	0.40	1		07/09/21 03:23	135-98-8	
tert-Butylbenzene	ND	ug/L	0.50	0.32	1		07/09/21 03:23	98-06-6	
Carbon tetrachloride	ND	ug/L	0.50	0.33	1		07/09/21 03:23	56-23-5	
Chlorobenzene	ND	ug/L	0.50	0.28	1		07/09/21 03:23	108-90-7	
Chloroethane	ND	ug/L	1.0	0.65	1		07/09/21 03:23	75-00-3	
Chloroform	**0.55**	ug/L	0.50	0.35	1		07/09/21 03:23	67-66-3	
Chloromethane	ND	ug/L	1.0	0.54	1		07/09/21 03:23	74-87-3	
2-Chlorotoluene	ND	ug/L	0.50	0.32	1		07/09/21 03:23	95-49-8	
4-Chlorotoluene	ND	ug/L	0.50	0.32	1		07/09/21 03:23	106-43-4	
1,2-Dibromo-3-chloropropane	ND	ug/L	1.0	0.34	1		07/09/21 03:23	96-12-8	
Dibromochloromethane	ND	ug/L	0.50	0.36	1		07/09/21 03:23	124-48-1	
1,2-Dibromoethane (EDB)	ND	ug/L	0.50	0.27	1		07/09/21 03:23	106-93-4	
Dibromomethane	ND	ug/L	0.50	0.39	1		07/09/21 03:23	74-95-3	
1,2-Dichlorobenzene	ND	ug/L	0.50	0.34	1		07/09/21 03:23	95-50-1	
1,3-Dichlorobenzene	ND	ug/L	0.50	0.34	1		07/09/21 03:23	541-73-1	
1,4-Dichlorobenzene	ND	ug/L	0.50	0.33	1		07/09/21 03:23	106-46-7	
Dichlorodifluoromethane	ND	ug/L	0.50	0.35	1		07/09/21 03:23	75-71-8	
1,1-Dichloroethane	ND	ug/L	0.50	0.37	1		07/09/21 03:23	75-34-3	
1,2-Dichloroethane	ND	ug/L	0.50	0.32	1		07/09/21 03:23	107-06-2	
1,1-Dichloroethene	ND	ug/L	0.50	0.35	1		07/09/21 03:23	75-35-4	
cis-1,2-Dichloroethene	ND	ug/L	0.50	0.38	1		07/09/21 03:23	156-59-2	
trans-1,2-Dichloroethene	ND	ug/L	0.50	0.40	1		07/09/21 03:23	156-60-5	
1,2-Dichloropropane	ND	ug/L	0.50	0.36	1		07/09/21 03:23	78-87-5	
1,3-Dichloropropane	ND	ug/L	0.50	0.28	1		07/09/21 03:23	142-28-9	

REPORT OF LABORATORY ANALYSIS

This report shall not be reproduced, except in full,
without the written consent of Pace Analytical Services, LLC.

Pace Analytical Services, LLC
9800 Kincey Ave. Suite 100
Huntersville, NC 28078
(704)875-9092

ANALYTICAL RESULTS

Project: CPC Huntersville (7/7/21)
Pace Project No.: 92548169

Sample: MW-46 **Lab ID: 92548169002** Collected: 07/06/21 17:05 Received: 07/07/21 17:18 Matrix: Water

Parameters	Results	Units	Report Limit	MDL	DF	Prepared	Analyzed	CAS No.	Qual
6200B MSV	Analytical Method: SM 6200B Pace Analytical Services - Charlotte								
2,2-Dichloropropane	ND	ug/L	0.50	0.39	1		07/09/21 03:23	594-20-7	
1,1-Dichloropropene	ND	ug/L	0.50	0.43	1		07/09/21 03:23	563-58-6	
cis-1,3-Dichloropropene	ND	ug/L	0.50	0.36	1		07/09/21 03:23	10061-01-5	
trans-1,3-Dichloropropene	ND	ug/L	0.50	0.36	1		07/09/21 03:23	10061-02-6	
Diisopropyl ether	ND	ug/L	0.50	0.31	1		07/09/21 03:23	108-20-3	
Ethylbenzene	ND	ug/L	0.50	0.30	1		07/09/21 03:23	100-41-4	
Hexachloro-1,3-butadiene	ND	ug/L	2.0	1.5	1		07/09/21 03:23	87-68-3	
Isopropylbenzene (Cumene)	ND	ug/L	0.50	0.33	1		07/09/21 03:23	98-82-8	
Methylene Chloride	ND	ug/L	2.0	2.0	1		07/09/21 03:23	75-09-2	
Methyl-tert-butyl ether	ND	ug/L	0.50	0.42	1		07/09/21 03:23	1634-04-4	
Naphthalene	ND	ug/L	2.0	0.64	1		07/09/21 03:23	91-20-3	
n-Propylbenzene	ND	ug/L	0.50	0.34	1		07/09/21 03:23	103-65-1	
Styrene	ND	ug/L	0.50	0.29	1		07/09/21 03:23	100-42-5	
1,1,1,2-Tetrachloroethane	ND	ug/L	0.50	0.31	1		07/09/21 03:23	630-20-6	
1,1,2,2-Tetrachloroethane	ND	ug/L	0.50	0.22	1		07/09/21 03:23	79-34-5	
Tetrachloroethene	ND	ug/L	0.50	0.29	1		07/09/21 03:23	127-18-4	
Toluene	ND	ug/L	0.50	0.48	1		07/09/21 03:23	108-88-3	
1,2,3-Trichlorobenzene	ND	ug/L	2.0	0.81	1		07/09/21 03:23	87-61-6	
1,2,4-Trichlorobenzene	ND	ug/L	2.0	0.64	1		07/09/21 03:23	120-82-1	
1,1,1-Trichloroethane	ND	ug/L	0.50	0.33	1		07/09/21 03:23	71-55-6	
1,1,2-Trichloroethane	ND	ug/L	0.50	0.32	1		07/09/21 03:23	79-00-5	
Trichloroethene	ND	ug/L	0.50	0.38	1		07/09/21 03:23	79-01-6	
Trichlorofluoromethane	ND	ug/L	1.0	0.30	1		07/09/21 03:23	75-69-4	
1,2,3-Trichloropropane	ND	ug/L	0.50	0.26	1		07/09/21 03:23	96-18-4	
1,2,4-Trimethylbenzene	ND	ug/L	0.50	0.50	1		07/09/21 03:23	95-63-6	
1,3,5-Trimethylbenzene	ND	ug/L	0.50	0.33	1		07/09/21 03:23	108-67-8	
Vinyl chloride	ND	ug/L	1.0	0.39	1		07/09/21 03:23	75-01-4	
m&p-Xylene	ND	ug/L	1.0	0.71	1		07/09/21 03:23	179601-23-1	
o-Xylene	ND	ug/L	0.50	0.34	1		07/09/21 03:23	95-47-6	
Surrogates									
1,2-Dichloroethane-d4 (S)	101	%	70-130		1		07/09/21 03:23	17060-07-0	
4-Bromofluorobenzene (S)	96	%	70-130		1		07/09/21 03:23	460-00-4	
Toluene-d8 (S)	100	%	70-130		1		07/09/21 03:23	2037-26-5	

REPORT OF LABORATORY ANALYSIS

This report shall not be reproduced, except in full,
without the written consent of Pace Analytical Services, LLC.

Pace Analytical Services, LLC
9800 Kincey Ave. Suite 100
Huntersville, NC 28078
(704)875-9092

ANALYTICAL RESULTS

Project: CPC Huntersville (7/7/21)
Pace Project No.: 92548169

Sample: MW-62 **Lab ID: 92548169003** Collected: 07/07/21 11:30 Received: 07/07/21 17:18 Matrix: Water

Parameters	Results	Units	Report Limit	MDL	DF	Prepared	Analyzed	CAS No.	Qual
VPH NC Water	Analytical Method: MADEP VPH Pace Analytical Services - Charlotte								
Total VPH (C5-C12)	ND	ug/L	50.0	50.0	1		07/08/21 20:21		N2
Aliphatic (C05-C08)	ND	ug/L	50.0	50.0	1		07/08/21 20:21		N2
Aliphatic(C09-C12) Adjusted	ND	ug/L	50.0	50.0	1		07/08/21 20:21		N2
Aromatic (C09-C10)	ND	ug/L	50.0	50.0	1		07/08/21 20:21		N2
Surrogates									
4-Bromofluorobenzene (FID) (S)	105	%	70-130		1		07/08/21 20:21	460-00-4	
4-Bromofluorobenzene (PID) (S)	101	%	70-130		1		07/08/21 20:21	460-00-4	
6010 MET ICP	Analytical Method: EPA 6010D Preparation Method: EPA 3010A Pace Analytical Services - Asheville								
Lead	**7.6**	ug/L	5.0	4.5	1	07/08/21 15:24	07/09/21 07:07	7439-92-1	
6200B MSV	Analytical Method: SM 6200B Pace Analytical Services - Charlotte								
Benzene	ND	ug/L	0.50	0.34	1		07/09/21 03:41	71-43-2	
Bromobenzene	ND	ug/L	0.50	0.29	1		07/09/21 03:41	108-86-1	
Bromochloromethane	ND	ug/L	0.50	0.47	1		07/09/21 03:41	74-97-5	
Bromodichloromethane	**0.42J**	ug/L	0.50	0.31	1		07/09/21 03:41	75-27-4	
Bromoform	ND	ug/L	0.50	0.34	1		07/09/21 03:41	75-25-2	
Bromomethane	ND	ug/L	5.0	1.7	1		07/09/21 03:41	74-83-9	
n-Butylbenzene	ND	ug/L	0.50	0.49	1		07/09/21 03:41	104-51-8	
sec-Butylbenzene	ND	ug/L	0.50	0.40	1		07/09/21 03:41	135-98-8	
tert-Butylbenzene	ND	ug/L	0.50	0.32	1		07/09/21 03:41	98-06-6	
Carbon tetrachloride	ND	ug/L	0.50	0.33	1		07/09/21 03:41	56-23-5	
Chlorobenzene	ND	ug/L	0.50	0.28	1		07/09/21 03:41	108-90-7	
Chloroethane	ND	ug/L	1.0	0.65	1		07/09/21 03:41	75-00-3	
Chloroform	**2.0**	ug/L	0.50	0.35	1		07/09/21 03:41	67-66-3	
Chloromethane	ND	ug/L	1.0	0.54	1		07/09/21 03:41	74-87-3	
2-Chlorotoluene	ND	ug/L	0.50	0.32	1		07/09/21 03:41	95-49-8	
4-Chlorotoluene	ND	ug/L	0.50	0.32	1		07/09/21 03:41	106-43-4	
1,2-Dibromo-3-chloropropane	ND	ug/L	1.0	0.34	1		07/09/21 03:41	96-12-8	
Dibromochloromethane	ND	ug/L	0.50	0.36	1		07/09/21 03:41	124-48-1	
1,2-Dibromoethane (EDB)	ND	ug/L	0.50	0.27	1		07/09/21 03:41	106-93-4	
Dibromomethane	ND	ug/L	0.50	0.39	1		07/09/21 03:41	74-95-3	
1,2-Dichlorobenzene	ND	ug/L	0.50	0.34	1		07/09/21 03:41	95-50-1	
1,3-Dichlorobenzene	ND	ug/L	0.50	0.34	1		07/09/21 03:41	541-73-1	
1,4-Dichlorobenzene	ND	ug/L	0.50	0.33	1		07/09/21 03:41	106-46-7	
Dichlorodifluoromethane	ND	ug/L	0.50	0.35	1		07/09/21 03:41	75-71-8	
1,1-Dichloroethane	ND	ug/L	0.50	0.37	1		07/09/21 03:41	75-34-3	
1,2-Dichloroethane	ND	ug/L	0.50	0.32	1		07/09/21 03:41	107-06-2	
1,1-Dichloroethene	ND	ug/L	0.50	0.35	1		07/09/21 03:41	75-35-4	
cis-1,2-Dichloroethene	ND	ug/L	0.50	0.38	1		07/09/21 03:41	156-59-2	
trans-1,2-Dichloroethene	ND	ug/L	0.50	0.40	1		07/09/21 03:41	156-60-5	
1,2-Dichloropropane	ND	ug/L	0.50	0.36	1		07/09/21 03:41	78-87-5	
1,3-Dichloropropane	ND	ug/L	0.50	0.28	1		07/09/21 03:41	142-28-9	

REPORT OF LABORATORY ANALYSIS

This report shall not be reproduced, except in full,
without the written consent of Pace Analytical Services, LLC.

Pace Analytical Services, LLC
9800 Kincey Ave. Suite 100
Huntersville, NC 28078
(704)875-9092

ANALYTICAL RESULTS

Project: CPC Huntersville (7/7/21)
Pace Project No.: 92548169

Sample: MW-62 **Lab ID: 92548169003** Collected: 07/07/21 11:30 Received: 07/07/21 17:18 Matrix: Water

Parameters	Results	Units	Report Limit	MDL	DF	Prepared	Analyzed	CAS No.	Qual
6200B MSV	Analytical Method: SM 6200B Pace Analytical Services - Charlotte								
2,2-Dichloropropane	ND	ug/L	0.50	0.39	1		07/09/21 03:41	594-20-7	
1,1-Dichloropropene	ND	ug/L	0.50	0.43	1		07/09/21 03:41	563-58-6	
cis-1,3-Dichloropropene	ND	ug/L	0.50	0.36	1		07/09/21 03:41	10061-01-5	
trans-1,3-Dichloropropene	ND	ug/L	0.50	0.36	1		07/09/21 03:41	10061-02-6	
Diisopropyl ether	ND	ug/L	0.50	0.31	1		07/09/21 03:41	108-20-3	
Ethylbenzene	ND	ug/L	0.50	0.30	1		07/09/21 03:41	100-41-4	
Hexachloro-1,3-butadiene	ND	ug/L	2.0	1.5	1		07/09/21 03:41	87-68-3	
Isopropylbenzene (Cumene)	ND	ug/L	0.50	0.33	1		07/09/21 03:41	98-82-8	
Methylene Chloride	ND	ug/L	2.0	2.0	1		07/09/21 03:41	75-09-2	
Methyl-tert-butyl ether	ND	ug/L	0.50	0.42	1		07/09/21 03:41	1634-04-4	
Naphthalene	ND	ug/L	2.0	0.64	1		07/09/21 03:41	91-20-3	
n-Propylbenzene	ND	ug/L	0.50	0.34	1		07/09/21 03:41	103-65-1	
Styrene	ND	ug/L	0.50	0.29	1		07/09/21 03:41	100-42-5	
1,1,1,2-Tetrachloroethane	ND	ug/L	0.50	0.31	1		07/09/21 03:41	630-20-6	
1,1,2,2-Tetrachloroethane	ND	ug/L	0.50	0.22	1		07/09/21 03:41	79-34-5	
Tetrachloroethene	ND	ug/L	0.50	0.29	1		07/09/21 03:41	127-18-4	
Toluene	ND	ug/L	0.50	0.48	1		07/09/21 03:41	108-88-3	
1,2,3-Trichlorobenzene	ND	ug/L	2.0	0.81	1		07/09/21 03:41	87-61-6	
1,2,4-Trichlorobenzene	ND	ug/L	2.0	0.64	1		07/09/21 03:41	120-82-1	
1,1,1-Trichloroethane	ND	ug/L	0.50	0.33	1		07/09/21 03:41	71-55-6	
1,1,2-Trichloroethane	ND	ug/L	0.50	0.32	1		07/09/21 03:41	79-00-5	
Trichloroethene	ND	ug/L	0.50	0.38	1		07/09/21 03:41	79-01-6	
Trichlorofluoromethane	ND	ug/L	1.0	0.30	1		07/09/21 03:41	75-69-4	
1,2,3-Trichloropropane	ND	ug/L	0.50	0.26	1		07/09/21 03:41	96-18-4	
1,2,4-Trimethylbenzene	ND	ug/L	0.50	0.50	1		07/09/21 03:41	95-63-6	
1,3,5-Trimethylbenzene	ND	ug/L	0.50	0.33	1		07/09/21 03:41	108-67-8	
Vinyl chloride	ND	ug/L	1.0	0.39	1		07/09/21 03:41	75-01-4	
m&p-Xylene	ND	ug/L	1.0	0.71	1		07/09/21 03:41	179601-23-1	
o-Xylene	ND	ug/L	0.50	0.34	1		07/09/21 03:41	95-47-6	
Surrogates									
1,2-Dichloroethane-d4 (S)	105	%	70-130		1		07/09/21 03:41	17060-07-0	
4-Bromofluorobenzene (S)	96	%	70-130		1		07/09/21 03:41	460-00-4	
Toluene-d8 (S)	101	%	70-130		1		07/09/21 03:41	2037-26-5	

REPORT OF LABORATORY ANALYSIS

This report shall not be reproduced, except in full,
without the written consent of Pace Analytical Services, LLC.

Pace Analytical Services, LLC
9800 Kincey Ave. Suite 100
Huntersville, NC 28078
(704)875-9092

ANALYTICAL RESULTS

Project: CPC Huntersville (7/7/21)
Pace Project No.: 92548169

Sample: MW-86 **Lab ID: 92548169004** Collected: 07/07/21 14:50 Received: 07/07/21 17:18 Matrix: Water

Parameters	Results	Units	Report Limit	MDL	DF	Prepared	Analyzed	CAS No.	Qual
VPH NC Water	Analytical Method: MADEP VPH Pace Analytical Services - Charlotte								
Total VPH (C5-C12)	ND	ug/L	50.0	50.0	1		07/08/21 20:49		N2
Aliphatic (C05-C08)	ND	ug/L	50.0	50.0	1		07/08/21 20:49		N2
Aliphatic(C09-C12) Adjusted	ND	ug/L	50.0	50.0	1		07/08/21 20:49		N2
Aromatic (C09-C10)	ND	ug/L	50.0	50.0	1		07/08/21 20:49		N2
Surrogates									
4-Bromofluorobenzene (FID) (S)	106	%	70-130		1		07/08/21 20:49	460-00-4	
4-Bromofluorobenzene (PID) (S)	101	%	70-130		1		07/08/21 20:49	460-00-4	
6010 MET ICP	Analytical Method: EPA 6010D Preparation Method: EPA 3010A Pace Analytical Services - Asheville								
Lead	ND	ug/L	5.0	4.5	1	07/11/21 17:40	07/12/21 11:45	7439-92-1	
6200B MSV	Analytical Method: SM 6200B Pace Analytical Services - Charlotte								
Benzene	ND	ug/L	0.50	0.34	1		07/09/21 00:59	71-43-2	
Bromobenzene	ND	ug/L	0.50	0.29	1		07/09/21 00:59	108-86-1	
Bromochloromethane	ND	ug/L	0.50	0.47	1		07/09/21 00:59	74-97-5	
Bromodichloromethane	ND	ug/L	0.50	0.31	1		07/09/21 00:59	75-27-4	
Bromoform	ND	ug/L	0.50	0.34	1		07/09/21 00:59	75-25-2	
Bromomethane	ND	ug/L	5.0	1.7	1		07/09/21 00:59	74-83-9	
n-Butylbenzene	ND	ug/L	0.50	0.49	1		07/09/21 00:59	104-51-8	
sec-Butylbenzene	ND	ug/L	0.50	0.40	1		07/09/21 00:59	135-98-8	
tert-Butylbenzene	ND	ug/L	0.50	0.32	1		07/09/21 00:59	98-06-6	
Carbon tetrachloride	ND	ug/L	0.50	0.33	1		07/09/21 00:59	56-23-5	
Chlorobenzene	ND	ug/L	0.50	0.28	1		07/09/21 00:59	108-90-7	
Chloroethane	ND	ug/L	1.0	0.65	1		07/09/21 00:59	75-00-3	
Chloroform	ND	ug/L	0.50	0.35	1		07/09/21 00:59	67-66-3	
Chloromethane	ND	ug/L	1.0	0.54	1		07/09/21 00:59	74-87-3	
2-Chlorotoluene	ND	ug/L	0.50	0.32	1		07/09/21 00:59	95-49-8	
4-Chlorotoluene	ND	ug/L	0.50	0.32	1		07/09/21 00:59	106-43-4	
1,2-Dibromo-3-chloropropane	ND	ug/L	1.0	0.34	1		07/09/21 00:59	96-12-8	
Dibromochloromethane	ND	ug/L	0.50	0.36	1		07/09/21 00:59	124-48-1	
1,2-Dibromoethane (EDB)	ND	ug/L	0.50	0.27	1		07/09/21 00:59	106-93-4	
Dibromomethane	ND	ug/L	0.50	0.39	1		07/09/21 00:59	74-95-3	
1,2-Dichlorobenzene	ND	ug/L	0.50	0.34	1		07/09/21 00:59	95-50-1	
1,3-Dichlorobenzene	ND	ug/L	0.50	0.34	1		07/09/21 00:59	541-73-1	
1,4-Dichlorobenzene	ND	ug/L	0.50	0.33	1		07/09/21 00:59	106-46-7	
Dichlorodifluoromethane	ND	ug/L	0.50	0.35	1		07/09/21 00:59	75-71-8	
1,1-Dichloroethane	ND	ug/L	0.50	0.37	1		07/09/21 00:59	75-34-3	
1,2-Dichloroethane	ND	ug/L	0.50	0.32	1		07/09/21 00:59	107-06-2	
1,1-Dichloroethene	ND	ug/L	0.50	0.35	1		07/09/21 00:59	75-35-4	
cis-1,2-Dichloroethene	ND	ug/L	0.50	0.38	1		07/09/21 00:59	156-59-2	
trans-1,2-Dichloroethene	ND	ug/L	0.50	0.40	1		07/09/21 00:59	156-60-5	
1,2-Dichloropropane	ND	ug/L	0.50	0.36	1		07/09/21 00:59	78-87-5	
1,3-Dichloropropane	ND	ug/L	0.50	0.28	1		07/09/21 00:59	142-28-9	

REPORT OF LABORATORY ANALYSIS

This report shall not be reproduced, except in full,
without the written consent of Pace Analytical Services, LLC.

Pace Analytical Services, LLC
9800 Kincey Ave. Suite 100
Huntersville, NC 28078
(704)875-9092

ANALYTICAL RESULTS

Project: CPC Huntersville (7/7/21)
Pace Project No.: 92548169

Sample: MW-86 **Lab ID: 92548169004** Collected: 07/07/21 14:50 Received: 07/07/21 17:18 Matrix: Water

Parameters	Results	Units	Report Limit	MDL	DF	Prepared	Analyzed	CAS No.	Qual
6200B MSV	Analytical Method: SM 6200B Pace Analytical Services - Charlotte								
2,2-Dichloropropane	ND	ug/L	0.50	0.39	1		07/09/21 00:59	594-20-7	
1,1-Dichloropropene	ND	ug/L	0.50	0.43	1		07/09/21 00:59	563-58-6	
cis-1,3-Dichloropropene	ND	ug/L	0.50	0.36	1		07/09/21 00:59	10061-01-5	
trans-1,3-Dichloropropene	ND	ug/L	0.50	0.36	1		07/09/21 00:59	10061-02-6	
Diisopropyl ether	ND	ug/L	0.50	0.31	1		07/09/21 00:59	108-20-3	
Ethylbenzene	ND	ug/L	0.50	0.30	1		07/09/21 00:59	100-41-4	
Hexachloro-1,3-butadiene	ND	ug/L	2.0	1.5	1		07/09/21 00:59	87-68-3	
Isopropylbenzene (Cumene)	ND	ug/L	0.50	0.33	1		07/09/21 00:59	98-82-8	
Methylene Chloride	ND	ug/L	2.0	2.0	1		07/09/21 00:59	75-09-2	
Methyl-tert-butyl ether	ND	ug/L	0.50	0.42	1		07/09/21 00:59	1634-04-4	
Naphthalene	ND	ug/L	2.0	0.64	1		07/09/21 00:59	91-20-3	
n-Propylbenzene	ND	ug/L	0.50	0.34	1		07/09/21 00:59	103-65-1	
Styrene	ND	ug/L	0.50	0.29	1		07/09/21 00:59	100-42-5	
1,1,1,2-Tetrachloroethane	ND	ug/L	0.50	0.31	1		07/09/21 00:59	630-20-6	
1,1,2,2-Tetrachloroethane	ND	ug/L	0.50	0.22	1		07/09/21 00:59	79-34-5	
Tetrachloroethene	ND	ug/L	0.50	0.29	1		07/09/21 00:59	127-18-4	
Toluene	ND	ug/L	0.50	0.48	1		07/09/21 00:59	108-88-3	
1,2,3-Trichlorobenzene	ND	ug/L	2.0	0.81	1		07/09/21 00:59	87-61-6	
1,2,4-Trichlorobenzene	ND	ug/L	2.0	0.64	1		07/09/21 00:59	120-82-1	
1,1,1-Trichloroethane	ND	ug/L	0.50	0.33	1		07/09/21 00:59	71-55-6	
1,1,2-Trichloroethane	ND	ug/L	0.50	0.32	1		07/09/21 00:59	79-00-5	
Trichloroethene	ND	ug/L	0.50	0.38	1		07/09/21 00:59	79-01-6	
Trichlorofluoromethane	ND	ug/L	1.0	0.30	1		07/09/21 00:59	75-69-4	
1,2,3-Trichloropropane	ND	ug/L	0.50	0.26	1		07/09/21 00:59	96-18-4	
1,2,4-Trimethylbenzene	ND	ug/L	0.50	0.50	1		07/09/21 00:59	95-63-6	
1,3,5-Trimethylbenzene	ND	ug/L	0.50	0.33	1		07/09/21 00:59	108-67-8	
Vinyl chloride	ND	ug/L	1.0	0.39	1		07/09/21 00:59	75-01-4	
m&p-Xylene	ND	ug/L	1.0	0.71	1		07/09/21 00:59	179601-23-1	
o-Xylene	ND	ug/L	0.50	0.34	1		07/09/21 00:59	95-47-6	
Surrogates									
1,2-Dichloroethane-d4 (S)	104	%	70-130		1		07/09/21 00:59	17060-07-0	
4-Bromofluorobenzene (S)	96	%	70-130		1		07/09/21 00:59	460-00-4	
Toluene-d8 (S)	102	%	70-130		1		07/09/21 00:59	2037-26-5	

REPORT OF LABORATORY ANALYSIS

This report shall not be reproduced, except in full,
without the written consent of Pace Analytical Services, LLC.

Pace Analytical Services, LLC
9800 Kincey Ave. Suite 100
Huntersville, NC 28078
(704)875-9092

ANALYTICAL RESULTS

Project: CPC Huntersville (7/7/21)
Pace Project No.: 92548169

Sample: FB-1-20210707 **Lab ID: 92548169005** Collected: 07/07/21 16:00 Received: 07/07/21 17:18 Matrix: Water

Parameters	Results	Units	Report Limit	MDL	DF	Prepared	Analyzed	CAS No.	Qual
VPH NC Water	Analytical Method: MADEP VPH Pace Analytical Services - Charlotte								
Total VPH (C5-C12)	ND	ug/L	50.0	50.0	1		07/08/21 21:18		N2
Aliphatic (C05-C08)	ND	ug/L	50.0	50.0	1		07/08/21 21:18		N2
Aliphatic(C09-C12) Adjusted	ND	ug/L	50.0	50.0	1		07/08/21 21:18		N2
Aromatic (C09-C10)	ND	ug/L	50.0	50.0	1		07/08/21 21:18		N2
Surrogates									
4-Bromofluorobenzene (FID) (S)	105	%	70-130		1		07/08/21 21:18	460-00-4	
4-Bromofluorobenzene (PID) (S)	101	%	70-130		1		07/08/21 21:18	460-00-4	
6200B MSV	Analytical Method: SM 6200B Pace Analytical Services - Charlotte								
Benzene	ND	ug/L	0.50	0.34	1		07/08/21 23:47	71-43-2	
Bromobenzene	ND	ug/L	0.50	0.29	1		07/08/21 23:47	108-86-1	
Bromochloromethane	ND	ug/L	0.50	0.47	1		07/08/21 23:47	74-97-5	
Bromodichloromethane	ND	ug/L	0.50	0.31	1		07/08/21 23:47	75-27-4	
Bromoform	ND	ug/L	0.50	0.34	1		07/08/21 23:47	75-25-2	
Bromomethane	ND	ug/L	5.0	1.7	1		07/08/21 23:47	74-83-9	
n-Butylbenzene	ND	ug/L	0.50	0.49	1		07/08/21 23:47	104-51-8	
sec-Butylbenzene	ND	ug/L	0.50	0.40	1		07/08/21 23:47	135-98-8	
tert-Butylbenzene	ND	ug/L	0.50	0.32	1		07/08/21 23:47	98-06-6	
Carbon tetrachloride	ND	ug/L	0.50	0.33	1		07/08/21 23:47	56-23-5	
Chlorobenzene	ND	ug/L	0.50	0.28	1		07/08/21 23:47	108-90-7	
Chloroethane	ND	ug/L	1.0	0.65	1		07/08/21 23:47	75-00-3	
Chloroform	ND	ug/L	0.50	0.35	1		07/08/21 23:47	67-66-3	
Chloromethane	ND	ug/L	1.0	0.54	1		07/08/21 23:47	74-87-3	
2-Chlorotoluene	ND	ug/L	0.50	0.32	1		07/08/21 23:47	95-49-8	
4-Chlorotoluene	ND	ug/L	0.50	0.32	1		07/08/21 23:47	106-43-4	
1,2-Dibromo-3-chloropropane	ND	ug/L	1.0	0.34	1		07/08/21 23:47	96-12-8	
Dibromochloromethane	ND	ug/L	0.50	0.36	1		07/08/21 23:47	124-48-1	
1,2-Dibromoethane (EDB)	ND	ug/L	0.50	0.27	1		07/08/21 23:47	106-93-4	
Dibromomethane	ND	ug/L	0.50	0.39	1		07/08/21 23:47	74-95-3	
1,2-Dichlorobenzene	ND	ug/L	0.50	0.34	1		07/08/21 23:47	95-50-1	
1,3-Dichlorobenzene	ND	ug/L	0.50	0.34	1		07/08/21 23:47	541-73-1	
1,4-Dichlorobenzene	ND	ug/L	0.50	0.33	1		07/08/21 23:47	106-46-7	
Dichlorodifluoromethane	ND	ug/L	0.50	0.35	1		07/08/21 23:47	75-71-8	
1,1-Dichloroethane	ND	ug/L	0.50	0.37	1		07/08/21 23:47	75-34-3	
1,2-Dichloroethane	ND	ug/L	0.50	0.32	1		07/08/21 23:47	107-06-2	
1,1-Dichloroethene	ND	ug/L	0.50	0.35	1		07/08/21 23:47	75-35-4	
cis-1,2-Dichloroethene	ND	ug/L	0.50	0.38	1		07/08/21 23:47	156-59-2	
trans-1,2-Dichloroethene	ND	ug/L	0.50	0.40	1		07/08/21 23:47	156-60-5	
1,2-Dichloropropane	ND	ug/L	0.50	0.36	1		07/08/21 23:47	78-87-5	
1,3-Dichloropropane	ND	ug/L	0.50	0.28	1		07/08/21 23:47	142-28-9	
2,2-Dichloropropane	ND	ug/L	0.50	0.39	1		07/08/21 23:47	594-20-7	
1,1-Dichloropropene	ND	ug/L	0.50	0.43	1		07/08/21 23:47	563-58-6	
cis-1,3-Dichloropropene	ND	ug/L	0.50	0.36	1		07/08/21 23:47	10061-01-5	
trans-1,3-Dichloropropene	ND	ug/L	0.50	0.36	1		07/08/21 23:47	10061-02-6	

REPORT OF LABORATORY ANALYSIS

This report shall not be reproduced, except in full,
without the written consent of Pace Analytical Services, LLC.

Pace Analytical Services, LLC
9800 Kincey Ave. Suite 100
Huntersville, NC 28078
(704)875-9092

ANALYTICAL RESULTS

Project: CPC Huntersville (7/7/21)
Pace Project No.: 92548169

Sample: FB-1-20210707 **Lab ID: 92548169005** Collected: 07/07/21 16:00 Received: 07/07/21 17:18 Matrix: Water

Parameters	Results	Units	Report Limit	MDL	DF	Prepared	Analyzed	CAS No.	Qual
6200B MSV	Analytical Method: SM 6200B Pace Analytical Services - Charlotte								
Diisopropyl ether	ND	ug/L	0.50	0.31	1		07/08/21 23:47	108-20-3	
Ethylbenzene	ND	ug/L	0.50	0.30	1		07/08/21 23:47	100-41-4	
Hexachloro-1,3-butadiene	ND	ug/L	2.0	1.5	1		07/08/21 23:47	87-68-3	
Isopropylbenzene (Cumene)	ND	ug/L	0.50	0.33	1		07/08/21 23:47	98-82-8	
Methylene Chloride	ND	ug/L	2.0	2.0	1		07/08/21 23:47	75-09-2	
Methyl-tert-butyl ether	ND	ug/L	0.50	0.42	1		07/08/21 23:47	1634-04-4	
Naphthalene	ND	ug/L	2.0	0.64	1		07/08/21 23:47	91-20-3	
n-Propylbenzene	ND	ug/L	0.50	0.34	1		07/08/21 23:47	103-65-1	
Styrene	ND	ug/L	0.50	0.29	1		07/08/21 23:47	100-42-5	
1,1,1,2-Tetrachloroethane	ND	ug/L	0.50	0.31	1		07/08/21 23:47	630-20-6	
1,1,2,2-Tetrachloroethane	ND	ug/L	0.50	0.22	1		07/08/21 23:47	79-34-5	
Tetrachloroethene	ND	ug/L	0.50	0.29	1		07/08/21 23:47	127-18-4	
Toluene	ND	ug/L	0.50	0.48	1		07/08/21 23:47	108-88-3	
1,2,3-Trichlorobenzene	ND	ug/L	2.0	0.81	1		07/08/21 23:47	87-61-6	
1,2,4-Trichlorobenzene	ND	ug/L	2.0	0.64	1		07/08/21 23:47	120-82-1	
1,1,1-Trichloroethane	ND	ug/L	0.50	0.33	1		07/08/21 23:47	71-55-6	
1,1,2-Trichloroethane	ND	ug/L	0.50	0.32	1		07/08/21 23:47	79-00-5	
Trichloroethene	ND	ug/L	0.50	0.38	1		07/08/21 23:47	79-01-6	
Trichlorofluoromethane	ND	ug/L	1.0	0.30	1		07/08/21 23:47	75-69-4	
1,2,3-Trichloropropane	ND	ug/L	0.50	0.26	1		07/08/21 23:47	96-18-4	
1,2,4-Trimethylbenzene	ND	ug/L	0.50	0.50	1		07/08/21 23:47	95-63-6	
1,3,5-Trimethylbenzene	ND	ug/L	0.50	0.33	1		07/08/21 23:47	108-67-8	
Vinyl chloride	ND	ug/L	1.0	0.39	1		07/08/21 23:47	75-01-4	
m&p-Xylene	ND	ug/L	1.0	0.71	1		07/08/21 23:47	179601-23-1	
o-Xylene	ND	ug/L	0.50	0.34	1		07/08/21 23:47	95-47-6	
Surrogates									
1,2-Dichloroethane-d4 (S)	102	%	70-130		1		07/08/21 23:47	17060-07-0	
4-Bromofluorobenzene (S)	97	%	70-130		1		07/08/21 23:47	460-00-4	
Toluene-d8 (S)	100	%	70-130		1		07/08/21 23:47	2037-26-5	

REPORT OF LABORATORY ANALYSIS

This report shall not be reproduced, except in full,
without the written consent of Pace Analytical Services, LLC.

Pace Analytical Services, LLC
9800 Kincey Ave. Suite 100
Huntersville, NC 28078
(704)875-9092

ANALYTICAL RESULTS

Project: CPC Huntersville (7/7/21)
Pace Project No.: 92548169

Sample: Trip Blank **Lab ID: 92548169006** Collected: 07/07/21 00:00 Received: 07/07/21 17:18 Matrix: Water

Parameters	Results	Units	Report Limit	MDL	DF	Prepared	Analyzed	CAS No.	Qual
6200B MSV	Analytical Method: SM 6200B Pace Analytical Services - Charlotte								
Benzene	ND	ug/L	0.50	0.34	1		07/09/21 00:05	71-43-2	
Bromobenzene	ND	ug/L	0.50	0.29	1		07/09/21 00:05	108-86-1	
Bromochloromethane	ND	ug/L	0.50	0.47	1		07/09/21 00:05	74-97-5	
Bromodichloromethane	ND	ug/L	0.50	0.31	1		07/09/21 00:05	75-27-4	
Bromoform	ND	ug/L	0.50	0.34	1		07/09/21 00:05	75-25-2	
Bromomethane	ND	ug/L	5.0	1.7	1		07/09/21 00:05	74-83-9	
n-Butylbenzene	ND	ug/L	0.50	0.49	1		07/09/21 00:05	104-51-8	
sec-Butylbenzene	ND	ug/L	0.50	0.40	1		07/09/21 00:05	135-98-8	
tert-Butylbenzene	ND	ug/L	0.50	0.32	1		07/09/21 00:05	98-06-6	
Carbon tetrachloride	ND	ug/L	0.50	0.33	1		07/09/21 00:05	56-23-5	
Chlorobenzene	ND	ug/L	0.50	0.28	1		07/09/21 00:05	108-90-7	
Chloroethane	ND	ug/L	1.0	0.65	1		07/09/21 00:05	75-00-3	
Chloroform	ND	ug/L	0.50	0.35	1		07/09/21 00:05	67-66-3	
Chloromethane	ND	ug/L	1.0	0.54	1		07/09/21 00:05	74-87-3	
2-Chlorotoluene	ND	ug/L	0.50	0.32	1		07/09/21 00:05	95-49-8	
4-Chlorotoluene	ND	ug/L	0.50	0.32	1		07/09/21 00:05	106-43-4	
1,2-Dibromo-3-chloropropane	ND	ug/L	1.0	0.34	1		07/09/21 00:05	96-12-8	
Dibromochloromethane	ND	ug/L	0.50	0.36	1		07/09/21 00:05	124-48-1	
1,2-Dibromoethane (EDB)	ND	ug/L	0.50	0.27	1		07/09/21 00:05	106-93-4	
Dibromomethane	ND	ug/L	0.50	0.39	1		07/09/21 00:05	74-95-3	
1,2-Dichlorobenzene	ND	ug/L	0.50	0.34	1		07/09/21 00:05	95-50-1	
1,3-Dichlorobenzene	ND	ug/L	0.50	0.34	1		07/09/21 00:05	541-73-1	
1,4-Dichlorobenzene	ND	ug/L	0.50	0.33	1		07/09/21 00:05	106-46-7	
Dichlorodifluoromethane	ND	ug/L	0.50	0.35	1		07/09/21 00:05	75-71-8	
1,1-Dichloroethane	ND	ug/L	0.50	0.37	1		07/09/21 00:05	75-34-3	
1,2-Dichloroethane	ND	ug/L	0.50	0.32	1		07/09/21 00:05	107-06-2	
1,1-Dichloroethene	ND	ug/L	0.50	0.35	1		07/09/21 00:05	75-35-4	
cis-1,2-Dichloroethene	ND	ug/L	0.50	0.38	1		07/09/21 00:05	156-59-2	
trans-1,2-Dichloroethene	ND	ug/L	0.50	0.40	1		07/09/21 00:05	156-60-5	
1,2-Dichloropropane	ND	ug/L	0.50	0.36	1		07/09/21 00:05	78-87-5	
1,3-Dichloropropane	ND	ug/L	0.50	0.28	1		07/09/21 00:05	142-28-9	
2,2-Dichloropropane	ND	ug/L	0.50	0.39	1		07/09/21 00:05	594-20-7	
1,1-Dichloropropene	ND	ug/L	0.50	0.43	1		07/09/21 00:05	563-58-6	
cis-1,3-Dichloropropene	ND	ug/L	0.50	0.36	1		07/09/21 00:05	10061-01-5	
trans-1,3-Dichloropropene	ND	ug/L	0.50	0.36	1		07/09/21 00:05	10061-02-6	
Diisopropyl ether	ND	ug/L	0.50	0.31	1		07/09/21 00:05	108-20-3	
Ethylbenzene	ND	ug/L	0.50	0.30	1		07/09/21 00:05	100-41-4	
Hexachloro-1,3-butadiene	ND	ug/L	2.0	1.5	1		07/09/21 00:05	87-68-3	
Isopropylbenzene (Cumene)	ND	ug/L	0.50	0.33	1		07/09/21 00:05	98-82-8	
Methylene Chloride	ND	ug/L	2.0	2.0	1		07/09/21 00:05	75-09-2	
Methyl-tert-butyl ether	ND	ug/L	0.50	0.42	1		07/09/21 00:05	1634-04-4	
Naphthalene	ND	ug/L	2.0	0.64	1		07/09/21 00:05	91-20-3	
n-Propylbenzene	ND	ug/L	0.50	0.34	1		07/09/21 00:05	103-65-1	
Styrene	ND	ug/L	0.50	0.29	1		07/09/21 00:05	100-42-5	
1,1,1,2-Tetrachloroethane	ND	ug/L	0.50	0.31	1		07/09/21 00:05	630-20-6	

REPORT OF LABORATORY ANALYSIS

This report shall not be reproduced, except in full,
without the written consent of Pace Analytical Services, LLC.

Pace Analytical Services, LLC
9800 Kincey Ave. Suite 100
Huntersville, NC 28078
(704)875-9092

ANALYTICAL RESULTS

Project: CPC Huntersville (7/7/21)
Pace Project No.: 92548169

Sample: Trip Blank **Lab ID: 92548169006** Collected: 07/07/21 00:00 Received: 07/07/21 17:18 Matrix: Water

Parameters	Results	Units	Report Limit	MDL	DF	Prepared	Analyzed	CAS No.	Qual
6200B MSV	Analytical Method: SM 6200B Pace Analytical Services - Charlotte								
1,1,2,2-Tetrachloroethane	ND	ug/L	0.50	0.22	1		07/09/21 00:05	79-34-5	
Tetrachloroethene	ND	ug/L	0.50	0.29	1		07/09/21 00:05	127-18-4	
Toluene	ND	ug/L	0.50	0.48	1		07/09/21 00:05	108-88-3	
1,2,3-Trichlorobenzene	ND	ug/L	2.0	0.81	1		07/09/21 00:05	87-61-6	
1,2,4-Trichlorobenzene	ND	ug/L	2.0	0.64	1		07/09/21 00:05	120-82-1	
1,1,1-Trichloroethane	ND	ug/L	0.50	0.33	1		07/09/21 00:05	71-55-6	
1,1,2-Trichloroethane	ND	ug/L	0.50	0.32	1		07/09/21 00:05	79-00-5	
Trichloroethene	ND	ug/L	0.50	0.38	1		07/09/21 00:05	79-01-6	
Trichlorofluoromethane	ND	ug/L	1.0	0.30	1		07/09/21 00:05	75-69-4	
1,2,3-Trichloropropane	ND	ug/L	0.50	0.26	1		07/09/21 00:05	96-18-4	
1,2,4-Trimethylbenzene	ND	ug/L	0.50	0.50	1		07/09/21 00:05	95-63-6	
1,3,5-Trimethylbenzene	ND	ug/L	0.50	0.33	1		07/09/21 00:05	108-67-8	
Vinyl chloride	ND	ug/L	1.0	0.39	1		07/09/21 00:05	75-01-4	
m&p-Xylene	ND	ug/L	1.0	0.71	1		07/09/21 00:05	179601-23-1	
o-Xylene	ND	ug/L	0.50	0.34	1		07/09/21 00:05	95-47-6	
Surrogates									
1,2-Dichloroethane-d4 (S)	103	%	70-130		1		07/09/21 00:05	17060-07-0	
4-Bromofluorobenzene (S)	95	%	70-130		1		07/09/21 00:05	460-00-4	
Toluene-d8 (S)	99	%	70-130		1		07/09/21 00:05	2037-26-5	

REPORT OF LABORATORY ANALYSIS

This report shall not be reproduced, except in full,
without the written consent of Pace Analytical Services, LLC.

Pace Analytical Services, LLC
9800 Kincey Ave. Suite 100
Huntersville, NC 28078
(704)875-9092

QUALITY CONTROL DATA

Project: CPC Huntersville (7/7/21)
Pace Project No.: 92548169

QC Batch: 632209 | Analysis Method: MADEP VPH
QC Batch Method: MADEP VPH | Analysis Description: VPH NC Water
Laboratory: Pace Analytical Services - Charlotte
Associated Lab Samples: 92548169001, 92548169002, 92548169003, 92548169004, 92548169005

METHOD BLANK: 3320960 Matrix: Water
Associated Lab Samples: 92548169001, 92548169002, 92548169003, 92548169004, 92548169005

Parameter	Units	Blank Result	Reporting Limit	MDL	Analyzed	Qualifiers
Aliphatic (C05-C08)	ug/L	ND	50.0	50.0	07/08/21 16:02	N2
Aromatic (C09-C10)	ug/L	ND	50.0	50.0	07/08/21 16:02	N2
4-Bromofluorobenzene (FID) (S)	%	108	70-130		07/08/21 16:02	
4-Bromofluorobenzene (PID) (S)	%	104	70-130		07/08/21 16:02	

LABORATORY CONTROL SAMPLE & LCSD: 3320961 3320962

Parameter	Units	Spike Conc.	LCS Result	LCSD Result	LCS % Rec	LCSD % Rec	% Rec Limits	RPD	Max RPD	Qualifiers
Aliphatic (C05-C08)	ug/L	300	359	348	120	116	70-130	3	25	N2
Aromatic (C09-C10)	ug/L	100	113	106	113	106	70-130	7	25	N2
4-Bromofluorobenzene (FID) (S)	%				107	110	70-130			
4-Bromofluorobenzene (PID) (S)	%				100	103	70-130			

Results presented on this page are in the units indicated by the "Units" column except where an alternate unit is presented to the right of the result.

REPORT OF LABORATORY ANALYSIS

This report shall not be reproduced, except in full,
without the written consent of Pace Analytical Services, LLC.

Pace Analytical Services, LLC
9800 Kincey Ave. Suite 100
Huntersville, NC 28078
(704)875-9092

QUALITY CONTROL DATA

Project: CPC Huntersville (7/7/21)
Pace Project No.: 92548169

QC Batch: 632149 | Analysis Method: EPA 6010D
QC Batch Method: EPA 3010A | Analysis Description: 6010 MET
Laboratory: Pace Analytical Services - Asheville
Associated Lab Samples: 92548169001, 92548169002, 92548169003

METHOD BLANK: 3320608 Matrix: Water
Associated Lab Samples: 92548169001, 92548169002, 92548169003

Parameter	Units	Blank Result	Reporting Limit	MDL	Analyzed	Qualifiers
Lead	ug/L	ND	5.0	4.5	07/09/21 06:25	

LABORATORY CONTROL SAMPLE: 3320609

Parameter	Units	Spike Conc.	LCS Result	LCS % Rec	% Rec Limits	Qualifiers
Lead	ug/L	500	482	96	80-120	

MATRIX SPIKE & MATRIX SPIKE DUPLICATE: 3320610 3320611

Parameter	Units	92548168001 Result	MS Spike Conc.	MSD Spike Conc.	MS Result	MSD Result	MS % Rec	MSD % Rec	% Rec Limits	RPD	Max RPD	Qual
Lead	ug/L	ND	500	500	472	452	94	90	75-125	4	20	

Results presented on this page are in the units indicated by the "Units" column except where an alternate unit is presented to the right of the result.

REPORT OF LABORATORY ANALYSIS

This report shall not be reproduced, except in full,
without the written consent of Pace Analytical Services, LLC.

Pace Analytical Services, LLC
9800 Kincey Ave. Suite 100
Huntersville, NC 28078
(704)875-9092

QUALITY CONTROL DATA

Project: CPC Huntersville (7/7/21)
Pace Project No.: 92548169

QC Batch: 632636
QC Batch Method: EPA 3010A
Analysis Method: EPA 6010D
Analysis Description: 6010 MET
Laboratory: Pace Analytical Services - Asheville
Associated Lab Samples: 92548169004

METHOD BLANK: 3323294 Matrix: Water
Associated Lab Samples: 92548169004

Parameter	Units	Blank Result	Reporting Limit	MDL	Analyzed	Qualifiers
Lead	ug/L	ND	5.0	4.5	07/12/21 11:39	

LABORATORY CONTROL SAMPLE: 3323295

Parameter	Units	Spike Conc.	LCS Result	LCS % Rec	% Rec Limits	Qualifiers
Lead	ug/L	500	480	96	80-120	

MATRIX SPIKE & MATRIX SPIKE DUPLICATE: 3323296 3323297

Parameter	Units	92548169004 Result	MS Spike Conc.	MSD Spike Conc.	MS Result	MSD Result	MS % Rec	MSD % Rec	% Rec Limits	RPD	Max RPD	Qual
Lead	ug/L	ND	500	500	484	484	96	96	75-125	0	20	

Results presented on this page are in the units indicated by the "Units" column except where an alternate unit is presented to the right of the result.

REPORT OF LABORATORY ANALYSIS

This report shall not be reproduced, except in full,
without the written consent of Pace Analytical Services, LLC.

Pace Analytical Services, LLC
9800 Kincey Ave. Suite 100
Huntersville, NC 28078
(704)875-9092

QUALITY CONTROL DATA

Project: CPC Huntersville (7/7/21)
Pace Project No.: 92548169

QC Batch: 632110 | Analysis Method: SM 6200B
QC Batch Method: SM 6200B | Analysis Description: 6200B MSV
Laboratory: Pace Analytical Services - Charlotte
Associated Lab Samples: 92548169001, 92548169002, 92548169003, 92548169004, 92548169005, 92548169006

METHOD BLANK: 3320393 Matrix: Water
Associated Lab Samples: 92548169001, 92548169002, 92548169003, 92548169004, 92548169005, 92548169006

Parameter	Units	Blank Result	Reporting Limit	MDL	Analyzed	Qualifiers
1,1,1,2-Tetrachloroethane	ug/L	ND	0.50	0.31	07/08/21 22:53	
1,1,1-Trichloroethane	ug/L	ND	0.50	0.33	07/08/21 22:53	
1,1,2,2-Tetrachloroethane	ug/L	ND	0.50	0.22	07/08/21 22:53	
1,1,2-Trichloroethane	ug/L	ND	0.50	0.32	07/08/21 22:53	
1,1-Dichloroethane	ug/L	ND	0.50	0.37	07/08/21 22:53	
1,1-Dichloroethene	ug/L	ND	0.50	0.35	07/08/21 22:53	
1,1-Dichloropropene	ug/L	ND	0.50	0.43	07/08/21 22:53	
1,2,3-Trichlorobenzene	ug/L	ND	2.0	0.81	07/08/21 22:53	
1,2,3-Trichloropropane	ug/L	ND	0.50	0.26	07/08/21 22:53	
1,2,4-Trichlorobenzene	ug/L	ND	2.0	0.64	07/08/21 22:53	
1,2,4-Trimethylbenzene	ug/L	ND	0.50	0.50	07/08/21 22:53	
1,2-Dibromo-3-chloropropane	ug/L	ND	1.0	0.34	07/08/21 22:53	
1,2-Dibromoethane (EDB)	ug/L	ND	0.50	0.27	07/08/21 22:53	
1,2-Dichlorobenzene	ug/L	ND	0.50	0.34	07/08/21 22:53	
1,2-Dichloroethane	ug/L	ND	0.50	0.32	07/08/21 22:53	
1,2-Dichloropropane	ug/L	ND	0.50	0.36	07/08/21 22:53	
1,3,5-Trimethylbenzene	ug/L	ND	0.50	0.33	07/08/21 22:53	
1,3-Dichlorobenzene	ug/L	ND	0.50	0.34	07/08/21 22:53	
1,3-Dichloropropane	ug/L	ND	0.50	0.28	07/08/21 22:53	
1,4-Dichlorobenzene	ug/L	ND	0.50	0.33	07/08/21 22:53	
2,2-Dichloropropane	ug/L	ND	0.50	0.39	07/08/21 22:53	
2-Chlorotoluene	ug/L	ND	0.50	0.32	07/08/21 22:53	
4-Chlorotoluene	ug/L	ND	0.50	0.32	07/08/21 22:53	
Benzene	ug/L	ND	0.50	0.34	07/08/21 22:53	
Bromobenzene	ug/L	ND	0.50	0.29	07/08/21 22:53	
Bromochloromethane	ug/L	ND	0.50	0.47	07/08/21 22:53	
Bromodichloromethane	ug/L	ND	0.50	0.31	07/08/21 22:53	
Bromoform	ug/L	ND	0.50	0.34	07/08/21 22:53	
Bromomethane	ug/L	ND	5.0	1.7	07/08/21 22:53	
Carbon tetrachloride	ug/L	ND	0.50	0.33	07/08/21 22:53	
Chlorobenzene	ug/L	ND	0.50	0.28	07/08/21 22:53	
Chloroethane	ug/L	ND	1.0	0.65	07/08/21 22:53	
Chloroform	ug/L	ND	0.50	0.35	07/08/21 22:53	
Chloromethane	ug/L	ND	1.0	0.54	07/08/21 22:53	
cis-1,2-Dichloroethene	ug/L	ND	0.50	0.38	07/08/21 22:53	
cis-1,3-Dichloropropene	ug/L	ND	0.50	0.36	07/08/21 22:53	
Dibromochloromethane	ug/L	ND	0.50	0.36	07/08/21 22:53	
Dibromomethane	ug/L	ND	0.50	0.39	07/08/21 22:53	
Dichlorodifluoromethane	ug/L	ND	0.50	0.35	07/08/21 22:53	
Diisopropyl ether	ug/L	ND	0.50	0.31	07/08/21 22:53	

Results presented on this page are in the units indicated by the "Units" column except where an alternate unit is presented to the right of the result.

REPORT OF LABORATORY ANALYSIS

This report shall not be reproduced, except in full,
without the written consent of Pace Analytical Services, LLC.

Pace Analytical Services, LLC
9800 Kincey Ave. Suite 100
Huntersville, NC 28078
(704)875-9092

QUALITY CONTROL DATA

Project: CPC Huntersville (7/7/21)
Pace Project No.: 92548169

METHOD BLANK: 3320393 Matrix: Water
Associated Lab Samples: 92548169001, 92548169002, 92548169003, 92548169004, 92548169005, 92548169006

Parameter	Units	Blank Result	Reporting Limit	MDL	Analyzed	Qualifiers
Ethylbenzene	ug/L	ND	0.50	0.30	07/08/21 22:53	
Hexachloro-1,3-butadiene	ug/L	ND	2.0	1.5	07/08/21 22:53	
Isopropylbenzene (Cumene)	ug/L	ND	0.50	0.33	07/08/21 22:53	
m&p-Xylene	ug/L	ND	1.0	0.71	07/08/21 22:53	
Methyl-tert-butyl ether	ug/L	ND	0.50	0.42	07/08/21 22:53	
Methylene Chloride	ug/L	ND	2.0	2.0	07/08/21 22:53	
n-Butylbenzene	ug/L	ND	0.50	0.49	07/08/21 22:53	
n-Propylbenzene	ug/L	ND	0.50	0.34	07/08/21 22:53	
Naphthalene	ug/L	ND	2.0	0.64	07/08/21 22:53	
o-Xylene	ug/L	ND	0.50	0.34	07/08/21 22:53	
sec-Butylbenzene	ug/L	ND	0.50	0.40	07/08/21 22:53	
Styrene	ug/L	ND	0.50	0.29	07/08/21 22:53	
tert-Butylbenzene	ug/L	ND	0.50	0.32	07/08/21 22:53	
Tetrachloroethene	ug/L	ND	0.50	0.29	07/08/21 22:53	
Toluene	ug/L	ND	0.50	0.48	07/08/21 22:53	
trans-1,2-Dichloroethene	ug/L	ND	0.50	0.40	07/08/21 22:53	
trans-1,3-Dichloropropene	ug/L	ND	0.50	0.36	07/08/21 22:53	
Trichloroethene	ug/L	ND	0.50	0.38	07/08/21 22:53	
Trichlorofluoromethane	ug/L	ND	1.0	0.30	07/08/21 22:53	
Vinyl chloride	ug/L	ND	1.0	0.39	07/08/21 22:53	
1,2-Dichloroethane-d4 (S)	%	103	70-130		07/08/21 22:53	
4-Bromofluorobenzene (S)	%	96	70-130		07/08/21 22:53	
Toluene-d8 (S)	%	102	70-130		07/08/21 22:53	

LABORATORY CONTROL SAMPLE: 3320394

Parameter	Units	Spike Conc.	LCS Result	LCS % Rec	% Rec Limits	Qualifiers
1,1,1,2-Tetrachloroethane	ug/L	50	52.6	105	60-140	
1,1,1-Trichloroethane	ug/L	50	51.1	102	60-140	
1,1,2,2-Tetrachloroethane	ug/L	50	53.5	107	60-140	
1,1,2-Trichloroethane	ug/L	50	53.0	106	60-140	
1,1-Dichloroethane	ug/L	50	50.5	101	60-140	
1,1-Dichloroethene	ug/L	50	48.5	97	60-140	
1,1-Dichloropropene	ug/L	50	49.9	100	60-140	
1,2,3-Trichlorobenzene	ug/L	50	55.1	110	60-140	
1,2,3-Trichloropropane	ug/L	50	51.2	102	60-140	
1,2,4-Trichlorobenzene	ug/L	50	53.7	107	60-140	
1,2,4-Trimethylbenzene	ug/L	50	47.6	95	60-140	
1,2-Dibromo-3-chloropropane	ug/L	50	62.2	124	60-140	
1,2-Dibromoethane (EDB)	ug/L	50	54.1	108	60-140	
1,2-Dichlorobenzene	ug/L	50	50.4	101	60-140	
1,2-Dichloroethane	ug/L	50	47.0	94	60-140	
1,2-Dichloropropane	ug/L	50	49.7	99	60-140	
1,3,5-Trimethylbenzene	ug/L	50	48.6	97	60-140	

Results presented on this page are in the units indicated by the "Units" column except where an alternate unit is presented to the right of the result.

REPORT OF LABORATORY ANALYSIS

This report shall not be reproduced, except in full,
without the written consent of Pace Analytical Services, LLC.

Pace Analytical Services, LLC
9800 Kincey Ave. Suite 100
Huntersville, NC 28078
(704)875-9092

QUALITY CONTROL DATA

Project: CPC Huntersville (7/7/21)
Pace Project No.: 92548169

LABORATORY CONTROL SAMPLE: 3320394

Parameter	Units	Spike Conc.	LCS Result	LCS % Rec	% Rec Limits	Qualifiers
1,3-Dichlorobenzene	ug/L	50	49.6	99	60-140	
1,3-Dichloropropane	ug/L	50	51.4	103	60-140	
1,4-Dichlorobenzene	ug/L	50	51.4	103	60-140	
2,2-Dichloropropane	ug/L	50	52.2	104	60-140	
2-Chlorotoluene	ug/L	50	49.5	99	60-140	
4-Chlorotoluene	ug/L	50	48.2	96	60-140	
Benzene	ug/L	50	49.2	98	60-140	
Bromobenzene	ug/L	50	51.1	102	60-140	
Bromochloromethane	ug/L	50	52.4	105	60-140	
Bromodichloromethane	ug/L	50	53.3	107	60-140	
Bromoform	ug/L	50	56.9	114	60-140	
Bromomethane	ug/L	50	43.3	87	60-140	
Carbon tetrachloride	ug/L	50	50.5	101	60-140	
Chlorobenzene	ug/L	50	49.9	100	60-140	
Chloroethane	ug/L	50	46.6	93	60-140	
Chloroform	ug/L	50	49.7	99	60-140	
Chloromethane	ug/L	50	43.1	86	60-140	
cis-1,2-Dichloroethene	ug/L	50	49.7	99	60-140	
cis-1,3-Dichloropropene	ug/L	50	52.8	106	60-140	
Dibromochloromethane	ug/L	50	55.4	111	60-140	
Dibromomethane	ug/L	50	54.0	108	60-140	
Dichlorodifluoromethane	ug/L	50	41.2	82	60-140	
Diisopropyl ether	ug/L	50	47.7	95	60-140	
Ethylbenzene	ug/L	50	49.4	99	60-140	
Hexachloro-1,3-butadiene	ug/L	50	50.5	101	60-140	
Isopropylbenzene (Cumene)	ug/L	50	50.6	101	60-140	
m&p-Xylene	ug/L	100	97.8	98	60-140	
Methyl-tert-butyl ether	ug/L	50	53.1	106	60-140	
Methylene Chloride	ug/L	50	51.0	102	60-140	
n-Butylbenzene	ug/L	50	47.8	96	60-140	
n-Propylbenzene	ug/L	50	48.1	96	60-140	
Naphthalene	ug/L	50	55.4	111	60-140	
o-Xylene	ug/L	50	49.9	100	60-140	
sec-Butylbenzene	ug/L	50	47.1	94	60-140	
Styrene	ug/L	50	51.9	104	60-140	
tert-Butylbenzene	ug/L	50	41.3	83	60-140	
Tetrachloroethene	ug/L	50	49.2	98	60-140	
Toluene	ug/L	50	47.4	95	60-140	
trans-1,2-Dichloroethene	ug/L	50	49.4	99	60-140	
trans-1,3-Dichloropropene	ug/L	50	54.0	108	60-140	
Trichloroethene	ug/L	50	49.8	100	60-140	
Trichlorofluoromethane	ug/L	50	42.5	85	60-140	
Vinyl chloride	ug/L	50	47.3	95	60-140	
1,2-Dichloroethane-d4 (S)	%			98	70-130	
4-Bromofluorobenzene (S)	%			101	70-130	
Toluene-d8 (S)	%			101	70-130	

Results presented on this page are in the units indicated by the "Units" column except where an alternate unit is presented to the right of the result.

REPORT OF LABORATORY ANALYSIS

This report shall not be reproduced, except in full,
without the written consent of Pace Analytical Services, LLC.

Pace Analytical Services, LLC
9800 Kincey Ave. Suite 100
Huntersville, NC 28078
(704)875-9092

QUALITY CONTROL DATA

Project: CPC Huntersville (7/7/21)
Pace Project No.: 92548169

MATRIX SPIKE & MATRIX SPIKE DUPLICATE: 3320395 3320396

Parameter	Units	92548168003 Result	MS Spike Conc.	MSD Spike Conc.	MS Result	MSD Result	MS % Rec	MSD % Rec	% Rec Limits	RPD	Max RPD	Qual
1,1,1,2-Tetrachloroethane	ug/L	ND	20	20	20.5	21.4	103	107	60-140	4	30	
1,1,1-Trichloroethane	ug/L	ND	20	20	20.9	21.3	105	107	60-140	2	30	
1,1,2,2-Tetrachloroethane	ug/L	ND	20	20	20.5	21.3	102	106	60-140	4	30	
1,1,2-Trichloroethane	ug/L	ND	20	20	20.3	21.3	102	106	60-140	5	30	
1,1-Dichloroethane	ug/L	ND	20	20	20.5	21.2	102	106	60-140	3	30	
1,1-Dichloroethene	ug/L	ND	20	20	21.1	21.6	106	108	60-140	3	30	
1,1-Dichloropropene	ug/L	ND	20	20	20.7	21.4	103	107	60-140	4	30	
1,2,3-Trichlorobenzene	ug/L	ND	20	20	24.5	23.2	123	116	60-140	5	30	
1,2,3-Trichloropropane	ug/L	ND	20	20	20.6	20.8	103	104	60-140	1	30	
1,2,4-Trichlorobenzene	ug/L	ND	20	20	23.9	22.2	119	111	60-140	7	30	
1,2,4-Trimethylbenzene	ug/L	ND	20	20	19.1	19.5	95	98	60-140	2	30	
1,2-Dibromo-3-chloropropane	ug/L	ND	20	20	23.7	23.6	118	118	60-140	0	30	
1,2-Dibromoethane (EDB)	ug/L	ND	20	20	20.9	21.9	104	110	60-140	5	30	
1,2-Dichlorobenzene	ug/L	ND	20	20	19.8	19.9	99	100	60-140	1	30	
1,2-Dichloroethane	ug/L	ND	20	20	18.6	19.1	93	96	60-140	3	30	
1,2-Dichloropropane	ug/L	ND	20	20	20.0	20.7	100	104	60-140	4	30	
1,3,5-Trimethylbenzene	ug/L	ND	20	20	20.0	20.2	100	101	60-140	1	30	
1,3-Dichlorobenzene	ug/L	ND	20	20	19.6	19.9	98	100	60-140	1	30	
1,3-Dichloropropane	ug/L	ND	20	20	20.0	20.8	100	104	60-140	4	30	
1,4-Dichlorobenzene	ug/L	ND	20	20	20.2	20.5	101	102	60-140	1	30	
2,2-Dichloropropane	ug/L	ND	20	20	22.5	23.2	112	116	60-140	3	30	
2-Chlorotoluene	ug/L	ND	20	20	19.3	20.0	96	100	60-140	3	30	
4-Chlorotoluene	ug/L	ND	20	20	18.9	19.3	94	97	60-140	2	30	
Benzene	ug/L	ND	20	20	19.8	20.5	99	103	60-140	4	30	
Bromobenzene	ug/L	ND	20	20	20.0	20.8	100	104	60-140	4	30	
Bromochloromethane	ug/L	ND	20	20	20.4	21.5	102	107	60-140	5	30	
Bromodichloromethane	ug/L	ND	20	20	20.4	21.6	102	108	60-140	5	30	
Bromoform	ug/L	ND	20	20	21.3	22.4	107	112	60-140	5	30	
Bromomethane	ug/L	ND	20	20	20.6	20.8	103	104	60-140	1	30	
Carbon tetrachloride	ug/L	ND	20	20	21.2	21.9	106	110	60-140	3	30	
Chlorobenzene	ug/L	ND	20	20	19.8	20.6	99	103	60-140	4	30	
Chloroethane	ug/L	ND	20	20	21.2	21.6	106	108	60-140	2	30	
Chloroform	ug/L	ND	20	20	20.7	21.0	103	104	60-140	1	30	
Chloromethane	ug/L	ND	20	20	19.5	20.0	98	100	60-140	3	30	
cis-1,2-Dichloroethene	ug/L	ND	20	20	19.9	21.0	100	105	60-140	5	30	
cis-1,3-Dichloropropene	ug/L	ND	20	20	20.4	21.6	102	108	60-140	6	30	
Dibromochloromethane	ug/L	ND	20	20	20.7	22.0	103	110	60-140	6	30	
Dibromomethane	ug/L	ND	20	20	20.4	21.9	102	109	60-140	7	30	
Dichlorodifluoromethane	ug/L	ND	20	20	17.7	18.2	89	91	60-140	3	30	
Diisopropyl ether	ug/L	ND	20	20	18.9	19.7	94	99	60-140	4	30	
Ethylbenzene	ug/L	ND	20	20	19.9	20.7	99	104	60-140	4	30	
Hexachloro-1,3-butadiene	ug/L	ND	20	20	24.6	24.1	123	120	60-140	2	30	
Isopropylbenzene (Cumene)	ug/L	ND	20	20	20.5	21.2	102	106	60-140	3	30	
m&p-Xylene	ug/L	ND	40	40	38.9	41.0	97	102	60-140	5	30	

Results presented on this page are in the units indicated by the "Units" column except where an alternate unit is presented to the right of the result.

REPORT OF LABORATORY ANALYSIS

This report shall not be reproduced, except in full,
without the written consent of Pace Analytical Services, LLC.

Pace Analytical Services, LLC
9800 Kincey Ave. Suite 100
Huntersville, NC 28078
(704)875-9092

QUALITY CONTROL DATA

Project: CPC Huntersville (7/7/21)
Pace Project No.: 92548169

MATRIX SPIKE & MATRIX SPIKE DUPLICATE: 3320395 3320396

Parameter	Units	92548168003 Result	MS Spike Conc.	MSD Spike Conc.	MS Result	MSD Result	MS % Rec	MSD % Rec	% Rec Limits	RPD	Max RPD	Qual
Methyl-tert-butyl ether	ug/L	ND	20	20	20.2	21.2	101	106	60-140	5	30	
Methylene Chloride	ug/L	ND	20	20	19.9	20.5	100	103	60-140	3	30	
n-Butylbenzene	ug/L	ND	20	20	21.0	21.0	105	105	60-140	0	30	
n-Propylbenzene	ug/L	ND	20	20	19.8	20.2	99	101	60-140	2	30	
Naphthalene	ug/L	ND	20	20	23.0	21.3	115	106	60-140	8	30	
o-Xylene	ug/L	ND	20	20	19.7	20.4	99	102	60-140	3	30	
sec-Butylbenzene	ug/L	ND	20	20	20.3	20.4	101	102	60-140	1	30	
Styrene	ug/L	ND	20	20	19.8	20.4	99	102	60-140	3	30	
tert-Butylbenzene	ug/L	ND	20	20	17.3	17.7	86	88	60-140	2	30	
Tetrachloroethene	ug/L	ND	20	20	20.3	21.0	102	105	60-140	3	30	
Toluene	ug/L	ND	20	20	18.9	20.0	94	100	60-140	6	30	
trans-1,2-Dichloroethene	ug/L	ND	20	20	21.0	21.6	105	108	60-140	3	30	
trans-1,3-Dichloropropene	ug/L	ND	20	20	20.5	21.6	103	108	60-140	5	30	
Trichloroethene	ug/L	ND	20	20	20.5	21.5	103	107	60-140	5	30	
Trichlorofluoromethane	ug/L	ND	20	20	20.4	21.3	102	106	60-140	4	30	
Vinyl chloride	ug/L	ND	20	20	20.7	21.1	103	106	60-140	2	30	
1,2-Dichloroethane-d4 (S)	%						103	102	70-130			
4-Bromofluorobenzene (S)	%						99	99	70-130			
Toluene-d8 (S)	%						99	100	70-130			

Results presented on this page are in the units indicated by the "Units" column except where an alternate unit is presented to the right of the result.

REPORT OF LABORATORY ANALYSIS

This report shall not be reproduced, except in full,
without the written consent of Pace Analytical Services, LLC.

Pace Analytical Services, LLC
9800 Kincey Ave. Suite 100
Huntersville, NC 28078
(704)875-9092

QUALIFIERS

Project: CPC Huntersville (7/7/21)
Pace Project No.: 92548169

DEFINITIONS

DF - Dilution Factor, if reported, represents the factor applied to the reported data due to dilution of the sample aliquot.

ND - Not Detected at or above adjusted reporting limit.

TNTC - Too Numerous To Count

J - Estimated concentration above the adjusted method detection limit and below the adjusted reporting limit.

MDL - Adjusted Method Detection Limit.

PQL - Practical Quantitation Limit.

RL - Reporting Limit - The lowest concentration value that meets project requirements for quantitative data with known precision and bias for a specific analyte in a specific matrix.

S - Surrogate

1,2-Diphenylhydrazine decomposes to and cannot be separated from Azobenzene using Method 8270. The result for each analyte is a combined concentration.

Consistent with EPA guidelines, unrounded data are displayed and have been used to calculate % recovery and RPD values.

LCS(D) - Laboratory Control Sample (Duplicate)

MS(D) - Matrix Spike (Duplicate)

DUP - Sample Duplicate

RPD - Relative Percent Difference

NC - Not Calculable.

SG - Silica Gel - Clean-Up

U - Indicates the compound was analyzed for, but not detected.

Acid preservation may not be appropriate for 2 Chloroethylvinyl ether.

A separate vial preserved to a pH of 4-5 is recommended in SW846 Chapter 4 for the analysis of Acrolein and Acrylonitrile by EPA Method 8260.

N-Nitrosodiphenylamine decomposes and cannot be separated from Diphenylamine using Method 8270. The result reported for each analyte is a combined concentration.

Pace Analytical is TNI accredited. Contact your Pace PM for the current list of accredited analytes.

TNI - The NELAC Institute.

ANALYTE QUALIFIERS

N2	The lab does not hold NELAC/TNI accreditation for this parameter but other accreditations/certifications may apply. A complete list of accreditations/certifications is available upon request.

This report shall not be reproduced, except in full,
without the written consent of Pace Analytical Services, LLC.

Pace Analytical Services, LLC
9800 Kincey Ave. Suite 100
Huntersville, NC 28078
(704)875-9092

QUALITY CONTROL DATA CROSS REFERENCE TABLE

Project: CPC Huntersville (7/7/21)
Pace Project No.: 92548169

Lab ID	Sample ID	QC Batch Method	QC Batch	Analytical Method	Analytical Batch
92548169001	**MW-44**	MADEP VPH	632209		
92548169002	**MW-46**	MADEP VPH	632209		
92548169003	**MW-62**	MADEP VPH	632209		
92548169004	**MW-86**	MADEP VPH	632209		
92548169005	**FB-1-20210707**	MADEP VPH	632209		
92548169001	**MW-44**	EPA 3010A	632149	EPA 6010D	632240
92548169002	**MW-46**	EPA 3010A	632149	EPA 6010D	632240
92548169003	**MW-62**	EPA 3010A	632149	EPA 6010D	632240
92548169004	**MW-86**	EPA 3010A	632636	EPA 6010D	632654
92548169001	**MW-44**	SM 6200B	632110		
92548169002	**MW-46**	SM 6200B	632110		
92548169003	**MW-62**	SM 6200B	632110		
92548169004	**MW-86**	SM 6200B	632110		
92548169005	**FB-1-20210707**	SM 6200B	632110		
92548169006	**Trip Blank**	SM 6200B	632110		

This report shall not be reproduced, except in full,
without the written consent of Pace Analytical Services, LLC.

Laboratory receiving samples:
Asheville ☐ Eden ☐ Greenwood ☐ Huntersville ☑ Raleigh ☐ Mechanicsville ☐ Atlanta ☐ Kernersville ☐

Sample Condition Upon Receipt

Client Name: AECOM

Project #: WO# : 92548169

92548169

Courier: ☐ Fed Ex ☐ UPS ☐ USPS ☒ Client ☐ Commercial ☐ Pace ☐ Other:____

Custody Seal Present? ☐ Yes ☒ No Seals Intact? ☐ Yes ☒ No

Date/Initials-Person-Examining-Contents: VS 7/7/21

Packing Material: ☐ Bubble Wrap ☒ Bubble Bags ☐ None ☐ Other

Biological Tissue Frozen? ☐ Yes ☐ No ☒ N/A

Thermometer: ☒ IR Gun ID: 92T064 Type of Ice: ☒ Wet ☐ Blue ☐ None

Cooler Temp: 2.2 Correction Factor: Add/Subtract (°C) -0.1

Cooler Temp Corrected (°C): 2.1

Temp should be above freezing to 6°C
☐ Samples out of temp criteria. Samples on ice, cooling process has begun

USDA Regulated Soil (☒ N/A, water sample)
Did samples originate in a quarantine zone within the United States: CA, NY, or SC (check maps)? ☐ Yes ☐ No

Did samples originate from a foreign source (internationally, including Hawaii and Puerto Rico)? ☐ Yes ☐ No

				Comments/Discrepancy:
Chain of Custody Present?	☑ Yes	☐ No	☐ N/A	1.
Samples Arrived within Hold Time?	☑ Yes	☐ No	☐ N/A	2.
Short Hold Time Analysis (<72 hr.)?	☐ Yes	☑ No	☐ N/A	3.
Rush Turn Around Time Requested?	☑ Yes	☐ No	☐ N/A	4. 3 days
Sufficient Volume?	☑ Yes	☐ No	☐ N/A	5.
Correct Containers Used? -Pace Containers Used?	☑ Yes ☑ Yes	☐ No ☐ No	☐ N/A ☐ N/A	6.
Containers Intact?	☑ Yes	☐ No	☐ N/A	7.
Dissolved analysis: Samples Field Filtered?	☐ Yes	☐ No	☑ N/A	8.
Sample Labels Match COC? -Includes Date/Time/ID/Analysis Matrix: WT	☑ Yes	☐ No	☐ N/A	9.
Headspace in VOA Vials (>5-6mm)?	☐ Yes	☑ No	☐ N/A	10.
Trip Blank Present?	☑ Yes	☐ No	☐ N/A VS 7/7/21	11.
Trip Blank Custody Seals Present?	☑ Yes	☐ No	☐ N/A	

Field Data Required? ☐ Yes ☐ No

COMMENTS/SAMPLE DISCREPANCY

No times on COC. Containers say MW-46: 1705, MW-44 0940, MW-62 1130, MW-86 1450, FB: 600

Lot ID of split containers:

CLIENT NOTIFICATION/RESOLUTION

Person contacted: _____ Date/Time: _____

Project Manager SCURF Review: _____ Date: _____

Project Manager SRF Review: _____ Date: _____

***Check mark top half of box if pH and/or dechlorination is verified and within the acceptance range for preservation samples.**

Exceptions: VOA, Coliform, TOC, Oil and Grease, DRO/8015 (water) DOC, LLHg

****Bottom half of box is to list number of bottles**

Project #

WO# : 92548169

PM: NMG Due Date: 07/12/21

CLIENT: 92-AECOM CHA

Item#	BP4U-125 mL Plastic Unpreserved (N/A) (Cl-)	BP3U-250 mL Plastic Unpreserved (N/A)	BP2U-500 mL Plastic Unpreserved (N/A)	BP1U-1 liter Plastic Unpreserved (N/A)	BP4S-125 mL Plastic H2SO4 (pH < 2) (Cl-)	BP3N-250 mL plastic HNO3 (pH < 2)	BP4Z-125 mL Plastic ZN Acetate & NaOH (>9)	BP4C-125 mL Plastic NaOH (pH > 12) (Cl-)	WGFU-Wide-mouthed Glass jar Unpreserved	AG1U-1 liter Amber Unpreserved (N/A) (Cl-)	AG1H-1 liter Amber HCl (pH < 2)	AG3U-250 mL Amber Unpreserved (N/A) (Cl-)	AG1S-1 liter Amber H2SO4 (pH < 2)	AG3S-250 mL Amber H2SO4 (pH < 2)	AG3A(DG3A)-250 mL Amber NH4Cl (N/A)(Cl-)	DG9H-40 mL VOA HCl (N/A)	VG9T-40 mL VOA Na2S2O3 (N/A)	VG9U-40 mL VOA Unp (N/A)	DG9P-40 mL VOA H3PO4 (N/A)	VOAK (6 vials per kit)-5035 kit (N/A)	V/GK (3 vials per kit)-VPH/Gas kit (N/A)	SP5T-125 mL Sterile Plastic (N/A – lab)	SP2T-250 mL Sterile Plastic (N/A – lab)		BP3A-250 mL Plastic (NH2)2SO4 (9.3-9.7)	AG0U-100 mL Amber Unpreserved vials (N/A)	VSGU-20 mL Scintillation vials (N/A)	DG9U-40 mL Amber Unpreserved vials (N/A)
1						1										7													
2						1										7													
3						1										7													
4																7													
5																2													
6					1											7													
7																													
8																													
9																													
10																													
11																													
12																													

pH Adjustment Log for Preserved Samples

Sample ID	Type of Preservative	pH upon receipt	Date preservation adjusted	Time preservation adjusted	Amount of Preservative added	Lot #

Note: Whenever there is a discrepancy affecting North Carolina compliance samples, a copy of this form will be sent to the North Carolina DEHNR Certification Office (i.e. Out of hold, incorrect preservative, out of temp, incorrect containers.

Pink

CHAIN-OF-CUSTODY / Analytical Request Document

The Chain-of-Custody is a LEGAL DOCUMENT. All relevant fields must be completed accurately.

Pace Analytical® WWW.PACELABS.COM

Submitting a sample via this chain of custody constitutes acknowledgment and acceptance of the Pace Terms and Conditions found at https://info.pacelabs.com/hubfs/pas-standard-terms.pdf.

Section A
Required Client Information:

Company:	AECOM
Address:	6000 Fairview Road
	Suite 200, Charlotte, NC 28226
Email:	
Phone:	(704)522-0330 Fax:
Requested Due Date:	3 day TAT

Section B
Required Project Information:

Report To:	Andrew Wreschnig
Copy To:	
Purchase Order #:	
Project Name:	CPC Huntersville
Project #:	

Section C
Invoice Information:

Attention:	
Company Name:	
Address:	
Pace Quote:	
Pace Project Manager:	nicole.d'oleo@pacelabs.com,
Pace Profile #:	12518-3

Regulatory Agency

State / Location
NC

Requested Analysis Filtered (Y/N)

ITEM #	SAMPLE ID (One Character per box. (A-Z, 0-9 / , -) Sample Ids must be unique)	MATRIX CODE (see valid codes to left)	SAMPLE TYPE (G=GRAB C=COMP)	COLLECTED START DATE	COLLECTED START TIME	COLLECTED END DATE	COLLECTED END TIME	SAMPLE TEMP AT COLLECTION	# OF CONTAINERS	Preservatives: Unpreserved	H2SO4	HNO3	HCl	NaOH	Na2S2O3	Methanol	Other	Analyses Test Y/N	6200B	NC VPH	6010 Lead	Trip BLANK	Residual Chlorine (Y/N)	
																								925418169
1	MW-A4	WT	G			7/7/21			3			X	X								X		001
2	MW-A6	WT	G			7/6/21																	002
3	MW-62	WT	G			7/7/21																	003
4	MW-86	WT	G																				004
5	FB-1-20210707	WT	G						1														005
6	Trip Blank	WW	G							Lab Provided												X	006
7																							
8																							
9																							
10																							
11																							
12																							

MATRIX CODE: Drinking Water DW; Water WT; Waste Water WW; Product P; Soil/Solid SL; Oil OL; Wipe WP; Air AR; Other OT; Tissue TS

ADDITIONAL COMMENTS	RELINQUISHED BY / AFFILIATION	DATE	TIME	ACCEPTED BY / AFFILIATION	DATE	TIME
3 day TAT	Emily R. Love/AECOM	7/7/21	1718	VS PACE HK	7/7/21	1718

SAMPLE CONDITIONS

TEMP in C	Received on Ice (Y/N)	Custody Sealed Cooler (Y/N)	Samples Intact (Y/N)
2.1	Y	N	Y

SAMPLER NAME AND SIGNATURE

PRINT Name of SAMPLER: Emily Love

SIGNATURE of SAMPLER: Emily R. Love

DATE Signed: 7/7/2021

Pace Analytical Services, LLC
9800 Kincey Ave. Suite 100
Huntersville, NC 28078
(704)875-9092

July 12, 2021

Andrew Wreschnig
AECOM
6000 Fairview Road
Suite 200
Charlotte, NC 28210

RE: Project: CPC Huntersville (7/7/21)
Pace Project No.: 92548170

Dear Andrew Wreschnig:

Enclosed are the analytical results for sample(s) received by the laboratory on July 07, 2021. The results relate only to the samples included in this report. Results reported herein conform to the applicable TNI/NELAC Standards and the laboratory's Quality Manual, where applicable, unless otherwise noted in the body of the report.

The test results provided in this final report were generated by each of the following laboratories within the Pace Network:

- Pace Analytical Services - Asheville
- Pace Analytical Services - Charlotte

If you have any questions concerning this report, please feel free to contact me.

Sincerely,

Nicole D'Oleo

Nicole D'Oleo
nicole.d'oleo@pacelabs.com
(704)875-9092
Project Manager

Enclosures

cc: Teresa Amentt Jennings, AECOM
Jeff Morrison, Colonial Pipeline Company

This report shall not be reproduced, except in full,
without the written consent of Pace Analytical Services, LLC.

Pace Analytical Services, LLC
9800 Kincey Ave. Suite 100
Huntersville, NC 28078
(704)875-9092

CERTIFICATIONS

Project: CPC Huntersville (7/7/21)
Pace Project No.: 92548170

Pace Analytical Services Charlotte
9800 Kincey Ave. Ste 100, Huntersville, NC 28078
Louisiana/NELAP Certification # LA170028
North Carolina Drinking Water Certification #: 37706
North Carolina Field Services Certification #: 5342
North Carolina Wastewater Certification #: 12
South Carolina Certification #: 99006001
Florida/NELAP Certification #: E87627
Kentucky UST Certification #: 84
Virginia/VELAP Certification #: 460221

Pace Analytical Services Asheville
2225 Riverside Drive, Asheville, NC 28804
Florida/NELAP Certification #: E87648
North Carolina Drinking Water Certification #: 37712
North Carolina Wastewater Certification #: 40
South Carolina Certification #: 99030001
Virginia/VELAP Certification #: 460222

This report shall not be reproduced, except in full,
without the written consent of Pace Analytical Services, LLC.

Pace Analytical Services, LLC
9800 Kincey Ave. Suite 100
Huntersville, NC 28078
(704)875-9092

SAMPLE SUMMARY

Project: CPC Huntersville (7/7/21)
Pace Project No.: 92548170

Lab ID	Sample ID	Matrix	Date Collected	Date Received
92548170001	**MW-80**	Water	07/07/21 13:35	07/07/21 17:18
92548170002	**MW-81**	Water	07/07/21 09:40	07/07/21 17:18
92548170003	**MW-81D**	Water	07/07/21 10:25	07/07/21 17:18
92548170004	**MW-82**	Water	07/07/21 11:40	07/07/21 17:18
92548170005	**MW-83**	Water	07/07/21 14:52	07/07/21 17:18
92548170006	**MW-84**	Water	07/07/21 12:57	07/07/21 17:18
92548170007	**DUP-2-20210707**	Water	07/07/21 00:00	07/07/21 17:18
92548170008	**EB-1-20210707**	Water	07/07/21 16:30	07/07/21 17:18
92548170009	**Trip Blank**	Water	07/07/21 00:00	07/07/21 17:18
92548170010	**Trip Blank**	Water	07/07/21 00:00	07/07/21 17:18
92548170011	**MW-16**	Water	07/07/21 12:50	07/07/21 17:18
92548170012	**MW-17**	Water	07/07/21 15:20	07/07/21 17:18
92548170013	**MW-19**	Water	07/07/21 09:30	07/07/21 17:18
92548170014	**MW-21**	Water	07/07/21 11:08	07/07/21 17:18
92548170015	**MW-23**	Water	07/07/21 15:40	07/07/21 17:18
92548170016	**MW-28**	Water	07/07/21 09:30	07/07/21 17:18
92548170017	**MW-31**	Water	07/07/21 13:55	07/07/21 17:18
92548170018	**MW-31D**	Water	07/07/21 11:10	07/07/21 17:18
92548170019	**MW-77**	Water	07/07/21 11:40	07/07/21 17:18
92548170020	**MW-78**	Water	07/07/21 16:15	07/07/21 17:18
92548170021	**MW-79**	Water	07/07/21 13:35	07/07/21 17:18
92548170022	**MW-79D**	Water	07/07/21 09:40	07/07/21 17:18

This report shall not be reproduced, except in full,
without the written consent of Pace Analytical Services, LLC.

Pace Analytical Services, LLC
9800 Kincey Ave. Suite 100
Huntersville, NC 28078
(704)875-9092

SAMPLE ANALYTE COUNT

Project: CPC Huntersville (7/7/21)
Pace Project No.: 92548170

Lab ID	Sample ID	Method	Analysts	Analytes Reported	Laboratory
92548170001	**MW-80**	MADEP VPH	MAD	6	PASI-C
		EPA 6010D	SH1	1	PASI-A
		SM 6200B	SAS	63	PASI-C
92548170002	**MW-81**	MADEP VPH	MAD	6	PASI-C
		EPA 6010D	SH1	1	PASI-A
		SM 6200B	SAS	63	PASI-C
92548170003	**MW-81D**	MADEP VPH	MAD	6	PASI-C
		EPA 6010D	SH1	1	PASI-A
		SM 6200B	SAS	63	PASI-C
92548170004	**MW-82**	MADEP VPH	MAD	6	PASI-C
		EPA 6010D	SH1	1	PASI-A
		SM 6200B	SAS	63	PASI-C
92548170005	**MW-83**	MADEP VPH	MAD	6	PASI-C
		EPA 6010D	SH1	1	PASI-A
		SM 6200B	SAS	63	PASI-C
92548170006	**MW-84**	MADEP VPH	MAD	6	PASI-C
		EPA 6010D	SH1	1	PASI-A
		SM 6200B	SAS	63	PASI-C
92548170007	**DUP-2-20210707**	MADEP VPH	MAD	6	PASI-C
		EPA 6010D	SH1	1	PASI-A
		SM 6200B	SAS	63	PASI-C
92548170008	**EB-1-20210707**	MADEP VPH	MAD	6	PASI-C
		SM 6200B	SAS	63	PASI-C
92548170009	**Trip Blank**	SM 6200B	PM1	63	PASI-C
92548170010	**Trip Blank**	SM 6200B	PM1	63	PASI-C
92548170011	**MW-16**	MADEP VPH	MAD	6	PASI-C
		EPA 6010D	SH1	1	PASI-A
		SM 6200B	PM1	63	PASI-C
92548170012	**MW-17**	MADEP VPH	MAD	6	PASI-C
		EPA 6010D	SH1	1	PASI-A
		SM 6200B	PM1	63	PASI-C
92548170013	**MW-19**	MADEP VPH	MAD	6	PASI-C
		EPA 6010D	SH1	1	PASI-A
		SM 6200B	SAS	63	PASI-C
92548170014	**MW-21**	MADEP VPH	MAD	6	PASI-C
		EPA 6010D	SH1	1	PASI-A
		SM 6200B	PM1	63	PASI-C

This report shall not be reproduced, except in full,
without the written consent of Pace Analytical Services, LLC.

Pace Analytical Services, LLC
9800 Kincey Ave. Suite 100
Huntersville, NC 28078
(704)875-9092

SAMPLE ANALYTE COUNT

Project: CPC Huntersville (7/7/21)
Pace Project No.: 92548170

Lab ID	Sample ID	Method	Analysts	Analytes Reported	Laboratory
92548170015	**MW-23**	MADEP VPH	MAD	6	PASI-C
		EPA 6010D	SH1	1	PASI-A
		SM 6200B	PM1	63	PASI-C
92548170016	**MW-28**	MADEP VPH	MAD	6	PASI-C
		EPA 6010D	SH1	1	PASI-A
		SM 6200B	PM1	63	PASI-C
92548170017	**MW-31**	MADEP VPH	MAD	6	PASI-C
		EPA 6010D	SH1	1	PASI-A
		SM 6200B	PM1	63	PASI-C
92548170018	**MW-31D**	MADEP VPH	MAD	6	PASI-C
		EPA 6010D	SH1	1	PASI-A
		SM 6200B	PM1	63	PASI-C
92548170019	**MW-77**	MADEP VPH	MAD	6	PASI-C
		EPA 6010D	SH1	1	PASI-A
		SM 6200B	PM1	63	PASI-C
92548170020	**MW-78**	MADEP VPH	MAD	6	PASI-C
		EPA 6010D	SH1	1	PASI-A
		SM 6200B	PM1	63	PASI-C
92548170021	**MW-79**	MADEP VPH	MAD	6	PASI-C
		EPA 6010D	SH1	1	PASI-A
		SM 6200B	PM1	63	PASI-C
92548170022	**MW-79D**	MADEP VPH	MAD	6	PASI-C
		EPA 6010D	SH1	1	PASI-A
		SM 6200B	PM1	63	PASI-C

PASI-A = Pace Analytical Services - Asheville
PASI-C = Pace Analytical Services - Charlotte

This report shall not be reproduced, except in full,
without the written consent of Pace Analytical Services, LLC.

Pace Analytical Services, LLC
9800 Kincey Ave. Suite 100
Huntersville, NC 28078
(704)875-9092

ANALYTICAL RESULTS

Project: CPC Huntersville (7/7/21)
Pace Project No.: 92548170

Sample: MW-80 **Lab ID: 92548170001** Collected: 07/07/21 13:35 Received: 07/07/21 17:18 Matrix: Water

Parameters	Results	Units	Report Limit	MDL	DF	Prepared	Analyzed	CAS No.	Qual
VPH NC Water	Analytical Method: MADEP VPH Pace Analytical Services - Charlotte								
Total VPH (C5-C12)	ND	ug/L	50.0	50.0	1		07/08/21 21:46		N2
Aliphatic (C05-C08)	ND	ug/L	50.0	50.0	1		07/08/21 21:46		N2
Aliphatic(C09-C12) Adjusted	ND	ug/L	50.0	50.0	1		07/08/21 21:46		N2
Aromatic (C09-C10)	ND	ug/L	50.0	50.0	1		07/08/21 21:46		N2
Surrogates									
4-Bromofluorobenzene (FID) (S)	108	%	70-130		1		07/08/21 21:46	460-00-4	
4-Bromofluorobenzene (PID) (S)	104	%	70-130		1		07/08/21 21:46	460-00-4	
6010 MET ICP	Analytical Method: EPA 6010D Preparation Method: EPA 3010A Pace Analytical Services - Asheville								
Lead	ND	ug/L	5.0	4.5	1	07/08/21 15:24	07/09/21 07:10	7439-92-1	
6200B MSV	Analytical Method: SM 6200B Pace Analytical Services - Charlotte								
Benzene	ND	ug/L	0.50	0.34	1		07/09/21 01:17	71-43-2	
Bromobenzene	ND	ug/L	0.50	0.29	1		07/09/21 01:17	108-86-1	
Bromochloromethane	ND	ug/L	0.50	0.47	1		07/09/21 01:17	74-97-5	
Bromodichloromethane	ND	ug/L	0.50	0.31	1		07/09/21 01:17	75-27-4	
Bromoform	ND	ug/L	0.50	0.34	1		07/09/21 01:17	75-25-2	
Bromomethane	ND	ug/L	5.0	1.7	1		07/09/21 01:17	74-83-9	
n-Butylbenzene	ND	ug/L	0.50	0.49	1		07/09/21 01:17	104-51-8	
sec-Butylbenzene	ND	ug/L	0.50	0.40	1		07/09/21 01:17	135-98-8	
tert-Butylbenzene	ND	ug/L	0.50	0.32	1		07/09/21 01:17	98-06-6	
Carbon tetrachloride	ND	ug/L	0.50	0.33	1		07/09/21 01:17	56-23-5	
Chlorobenzene	ND	ug/L	0.50	0.28	1		07/09/21 01:17	108-90-7	
Chloroethane	ND	ug/L	1.0	0.65	1		07/09/21 01:17	75-00-3	
Chloroform	ND	ug/L	0.50	0.35	1		07/09/21 01:17	67-66-3	
Chloromethane	ND	ug/L	1.0	0.54	1		07/09/21 01:17	74-87-3	
2-Chlorotoluene	ND	ug/L	0.50	0.32	1		07/09/21 01:17	95-49-8	
4-Chlorotoluene	ND	ug/L	0.50	0.32	1		07/09/21 01:17	106-43-4	
1,2-Dibromo-3-chloropropane	ND	ug/L	1.0	0.34	1		07/09/21 01:17	96-12-8	
Dibromochloromethane	ND	ug/L	0.50	0.36	1		07/09/21 01:17	124-48-1	
1,2-Dibromoethane (EDB)	ND	ug/L	0.50	0.27	1		07/09/21 01:17	106-93-4	
Dibromomethane	ND	ug/L	0.50	0.39	1		07/09/21 01:17	74-95-3	
1,2-Dichlorobenzene	ND	ug/L	0.50	0.34	1		07/09/21 01:17	95-50-1	
1,3-Dichlorobenzene	ND	ug/L	0.50	0.34	1		07/09/21 01:17	541-73-1	
1,4-Dichlorobenzene	ND	ug/L	0.50	0.33	1		07/09/21 01:17	106-46-7	
Dichlorodifluoromethane	ND	ug/L	0.50	0.35	1		07/09/21 01:17	75-71-8	
1,1-Dichloroethane	ND	ug/L	0.50	0.37	1		07/09/21 01:17	75-34-3	
1,2-Dichloroethane	ND	ug/L	0.50	0.32	1		07/09/21 01:17	107-06-2	
1,1-Dichloroethene	ND	ug/L	0.50	0.35	1		07/09/21 01:17	75-35-4	
cis-1,2-Dichloroethene	ND	ug/L	0.50	0.38	1		07/09/21 01:17	156-59-2	
trans-1,2-Dichloroethene	ND	ug/L	0.50	0.40	1		07/09/21 01:17	156-60-5	
1,2-Dichloropropane	ND	ug/L	0.50	0.36	1		07/09/21 01:17	78-87-5	
1,3-Dichloropropane	ND	ug/L	0.50	0.28	1		07/09/21 01:17	142-28-9	

REPORT OF LABORATORY ANALYSIS

This report shall not be reproduced, except in full,
without the written consent of Pace Analytical Services, LLC.

Pace Analytical Services, LLC
9800 Kincey Ave. Suite 100
Huntersville, NC 28078
(704)875-9092

ANALYTICAL RESULTS

Project: CPC Huntersville (7/7/21)
Pace Project No.: 92548170

Sample: MW-80 **Lab ID: 92548170001** Collected: 07/07/21 13:35 Received: 07/07/21 17:18 Matrix: Water

Parameters	Results	Units	Report Limit	MDL	DF	Prepared	Analyzed	CAS No.	Qual
6200B MSV	Analytical Method: SM 6200B Pace Analytical Services - Charlotte								
2,2-Dichloropropane	ND	ug/L	0.50	0.39	1		07/09/21 01:17	594-20-7	
1,1-Dichloropropene	ND	ug/L	0.50	0.43	1		07/09/21 01:17	563-58-6	
cis-1,3-Dichloropropene	ND	ug/L	0.50	0.36	1		07/09/21 01:17	10061-01-5	
trans-1,3-Dichloropropene	ND	ug/L	0.50	0.36	1		07/09/21 01:17	10061-02-6	
Diisopropyl ether	ND	ug/L	0.50	0.31	1		07/09/21 01:17	108-20-3	
Ethylbenzene	ND	ug/L	0.50	0.30	1		07/09/21 01:17	100-41-4	
Hexachloro-1,3-butadiene	ND	ug/L	2.0	1.5	1		07/09/21 01:17	87-68-3	
Isopropylbenzene (Cumene)	ND	ug/L	0.50	0.33	1		07/09/21 01:17	98-82-8	
Methylene Chloride	ND	ug/L	2.0	2.0	1		07/09/21 01:17	75-09-2	
Methyl-tert-butyl ether	ND	ug/L	0.50	0.42	1		07/09/21 01:17	1634-04-4	
Naphthalene	ND	ug/L	2.0	0.64	1		07/09/21 01:17	91-20-3	
n-Propylbenzene	ND	ug/L	0.50	0.34	1		07/09/21 01:17	103-65-1	
Styrene	ND	ug/L	0.50	0.29	1		07/09/21 01:17	100-42-5	
1,1,1,2-Tetrachloroethane	ND	ug/L	0.50	0.31	1		07/09/21 01:17	630-20-6	
1,1,2,2-Tetrachloroethane	ND	ug/L	0.50	0.22	1		07/09/21 01:17	79-34-5	
Tetrachloroethene	ND	ug/L	0.50	0.29	1		07/09/21 01:17	127-18-4	
Toluene	ND	ug/L	0.50	0.48	1		07/09/21 01:17	108-88-3	
1,2,3-Trichlorobenzene	ND	ug/L	2.0	0.81	1		07/09/21 01:17	87-61-6	
1,2,4-Trichlorobenzene	ND	ug/L	2.0	0.64	1		07/09/21 01:17	120-82-1	
1,1,1-Trichloroethane	ND	ug/L	0.50	0.33	1		07/09/21 01:17	71-55-6	
1,1,2-Trichloroethane	ND	ug/L	0.50	0.32	1		07/09/21 01:17	79-00-5	
Trichloroethene	ND	ug/L	0.50	0.38	1		07/09/21 01:17	79-01-6	
Trichlorofluoromethane	ND	ug/L	1.0	0.30	1		07/09/21 01:17	75-69-4	
1,2,3-Trichloropropane	ND	ug/L	0.50	0.26	1		07/09/21 01:17	96-18-4	
1,2,4-Trimethylbenzene	ND	ug/L	0.50	0.50	1		07/09/21 01:17	95-63-6	
1,3,5-Trimethylbenzene	ND	ug/L	0.50	0.33	1		07/09/21 01:17	108-67-8	
Vinyl chloride	ND	ug/L	1.0	0.39	1		07/09/21 01:17	75-01-4	
m&p-Xylene	ND	ug/L	1.0	0.71	1		07/09/21 01:17	179601-23-1	
o-Xylene	ND	ug/L	0.50	0.34	1		07/09/21 01:17	95-47-6	
Surrogates									
1,2-Dichloroethane-d4 (S)	104	%	70-130		1		07/09/21 01:17	17060-07-0	
4-Bromofluorobenzene (S)	96	%	70-130		1		07/09/21 01:17	460-00-4	
Toluene-d8 (S)	100	%	70-130		1		07/09/21 01:17	2037-26-5	

REPORT OF LABORATORY ANALYSIS

This report shall not be reproduced, except in full,
without the written consent of Pace Analytical Services, LLC.

Pace Analytical Services, LLC
9800 Kincey Ave. Suite 100
Huntersville, NC 28078
(704)875-9092

ANALYTICAL RESULTS

Project: CPC Huntersville (7/7/21)
Pace Project No.: 92548170

Sample: MW-81 **Lab ID: 92548170002** Collected: 07/07/21 09:40 Received: 07/07/21 17:18 Matrix: Water

Parameters	Results	Units	Report Limit	MDL	DF	Prepared	Analyzed	CAS No.	Qual
VPH NC Water	Analytical Method: MADEP VPH Pace Analytical Services - Charlotte								
Total VPH (C5-C12)	ND	ug/L	50.0	50.0	1		07/08/21 22:15		N2
Aliphatic (C05-C08)	ND	ug/L	50.0	50.0	1		07/08/21 22:15		N2
Aliphatic(C09-C12) Adjusted	ND	ug/L	50.0	50.0	1		07/08/21 22:15		N2
Aromatic (C09-C10)	ND	ug/L	50.0	50.0	1		07/08/21 22:15		N2
Surrogates									
4-Bromofluorobenzene (FID) (S)	107	%	70-130		1		07/08/21 22:15	460-00-4	
4-Bromofluorobenzene (PID) (S)	103	%	70-130		1		07/08/21 22:15	460-00-4	
6010 MET ICP	Analytical Method: EPA 6010D Preparation Method: EPA 3010A Pace Analytical Services - Asheville								
Lead	ND	ug/L	5.0	4.5	1	07/08/21 15:24	07/09/21 07:13	7439-92-1	
6200B MSV	Analytical Method: SM 6200B Pace Analytical Services - Charlotte								
Benzene	ND	ug/L	0.50	0.34	1		07/09/21 01:35	71-43-2	
Bromobenzene	ND	ug/L	0.50	0.29	1		07/09/21 01:35	108-86-1	
Bromochloromethane	ND	ug/L	0.50	0.47	1		07/09/21 01:35	74-97-5	
Bromodichloromethane	ND	ug/L	0.50	0.31	1		07/09/21 01:35	75-27-4	
Bromoform	ND	ug/L	0.50	0.34	1		07/09/21 01:35	75-25-2	
Bromomethane	ND	ug/L	5.0	1.7	1		07/09/21 01:35	74-83-9	
n-Butylbenzene	ND	ug/L	0.50	0.49	1		07/09/21 01:35	104-51-8	
sec-Butylbenzene	ND	ug/L	0.50	0.40	1		07/09/21 01:35	135-98-8	
tert-Butylbenzene	ND	ug/L	0.50	0.32	1		07/09/21 01:35	98-06-6	
Carbon tetrachloride	ND	ug/L	0.50	0.33	1		07/09/21 01:35	56-23-5	
Chlorobenzene	ND	ug/L	0.50	0.28	1		07/09/21 01:35	108-90-7	
Chloroethane	ND	ug/L	1.0	0.65	1		07/09/21 01:35	75-00-3	
Chloroform	ND	ug/L	0.50	0.35	1		07/09/21 01:35	67-66-3	
Chloromethane	ND	ug/L	1.0	0.54	1		07/09/21 01:35	74-87-3	
2-Chlorotoluene	ND	ug/L	0.50	0.32	1		07/09/21 01:35	95-49-8	
4-Chlorotoluene	ND	ug/L	0.50	0.32	1		07/09/21 01:35	106-43-4	
1,2-Dibromo-3-chloropropane	ND	ug/L	1.0	0.34	1		07/09/21 01:35	96-12-8	
Dibromochloromethane	ND	ug/L	0.50	0.36	1		07/09/21 01:35	124-48-1	
1,2-Dibromoethane (EDB)	ND	ug/L	0.50	0.27	1		07/09/21 01:35	106-93-4	
Dibromomethane	ND	ug/L	0.50	0.39	1		07/09/21 01:35	74-95-3	
1,2-Dichlorobenzene	ND	ug/L	0.50	0.34	1		07/09/21 01:35	95-50-1	
1,3-Dichlorobenzene	ND	ug/L	0.50	0.34	1		07/09/21 01:35	541-73-1	
1,4-Dichlorobenzene	ND	ug/L	0.50	0.33	1		07/09/21 01:35	106-46-7	
Dichlorodifluoromethane	ND	ug/L	0.50	0.35	1		07/09/21 01:35	75-71-8	
1,1-Dichloroethane	ND	ug/L	0.50	0.37	1		07/09/21 01:35	75-34-3	
1,2-Dichloroethane	ND	ug/L	0.50	0.32	1		07/09/21 01:35	107-06-2	
1,1-Dichloroethene	ND	ug/L	0.50	0.35	1		07/09/21 01:35	75-35-4	
cis-1,2-Dichloroethene	ND	ug/L	0.50	0.38	1		07/09/21 01:35	156-59-2	
trans-1,2-Dichloroethene	ND	ug/L	0.50	0.40	1		07/09/21 01:35	156-60-5	
1,2-Dichloropropane	ND	ug/L	0.50	0.36	1		07/09/21 01:35	78-87-5	
1,3-Dichloropropane	ND	ug/L	0.50	0.28	1		07/09/21 01:35	142-28-9	

REPORT OF LABORATORY ANALYSIS

This report shall not be reproduced, except in full,
without the written consent of Pace Analytical Services, LLC.

Pace Analytical Services, LLC
9800 Kincey Ave. Suite 100
Huntersville, NC 28078
(704)875-9092

ANALYTICAL RESULTS

Project: CPC Huntersville (7/7/21)
Pace Project No.: 92548170

Sample: MW-81 **Lab ID: 92548170002** Collected: 07/07/21 09:40 Received: 07/07/21 17:18 Matrix: Water

Parameters	Results	Units	Report Limit	MDL	DF	Prepared	Analyzed	CAS No.	Qual
6200B MSV	Analytical Method: SM 6200B Pace Analytical Services - Charlotte								
2,2-Dichloropropane	ND	ug/L	0.50	0.39	1		07/09/21 01:35	594-20-7	
1,1-Dichloropropene	ND	ug/L	0.50	0.43	1		07/09/21 01:35	563-58-6	
cis-1,3-Dichloropropene	ND	ug/L	0.50	0.36	1		07/09/21 01:35	10061-01-5	
trans-1,3-Dichloropropene	ND	ug/L	0.50	0.36	1		07/09/21 01:35	10061-02-6	
Diisopropyl ether	ND	ug/L	0.50	0.31	1		07/09/21 01:35	108-20-3	
Ethylbenzene	ND	ug/L	0.50	0.30	1		07/09/21 01:35	100-41-4	
Hexachloro-1,3-butadiene	ND	ug/L	2.0	1.5	1		07/09/21 01:35	87-68-3	
Isopropylbenzene (Cumene)	ND	ug/L	0.50	0.33	1		07/09/21 01:35	98-82-8	
Methylene Chloride	ND	ug/L	2.0	2.0	1		07/09/21 01:35	75-09-2	
Methyl-tert-butyl ether	ND	ug/L	0.50	0.42	1		07/09/21 01:35	1634-04-4	
Naphthalene	ND	ug/L	2.0	0.64	1		07/09/21 01:35	91-20-3	
n-Propylbenzene	ND	ug/L	0.50	0.34	1		07/09/21 01:35	103-65-1	
Styrene	ND	ug/L	0.50	0.29	1		07/09/21 01:35	100-42-5	
1,1,1,2-Tetrachloroethane	ND	ug/L	0.50	0.31	1		07/09/21 01:35	630-20-6	
1,1,2,2-Tetrachloroethane	ND	ug/L	0.50	0.22	1		07/09/21 01:35	79-34-5	
Tetrachloroethene	ND	ug/L	0.50	0.29	1		07/09/21 01:35	127-18-4	
Toluene	ND	ug/L	0.50	0.48	1		07/09/21 01:35	108-88-3	
1,2,3-Trichlorobenzene	ND	ug/L	2.0	0.81	1		07/09/21 01:35	87-61-6	
1,2,4-Trichlorobenzene	ND	ug/L	2.0	0.64	1		07/09/21 01:35	120-82-1	
1,1,1-Trichloroethane	ND	ug/L	0.50	0.33	1		07/09/21 01:35	71-55-6	
1,1,2-Trichloroethane	ND	ug/L	0.50	0.32	1		07/09/21 01:35	79-00-5	
Trichloroethene	ND	ug/L	0.50	0.38	1		07/09/21 01:35	79-01-6	
Trichlorofluoromethane	ND	ug/L	1.0	0.30	1		07/09/21 01:35	75-69-4	
1,2,3-Trichloropropane	ND	ug/L	0.50	0.26	1		07/09/21 01:35	96-18-4	
1,2,4-Trimethylbenzene	ND	ug/L	0.50	0.50	1		07/09/21 01:35	95-63-6	
1,3,5-Trimethylbenzene	ND	ug/L	0.50	0.33	1		07/09/21 01:35	108-67-8	
Vinyl chloride	ND	ug/L	1.0	0.39	1		07/09/21 01:35	75-01-4	
m&p-Xylene	ND	ug/L	1.0	0.71	1		07/09/21 01:35	179601-23-1	
o-Xylene	ND	ug/L	0.50	0.34	1		07/09/21 01:35	95-47-6	
Surrogates									
1,2-Dichloroethane-d4 (S)	105	%	70-130		1		07/09/21 01:35	17060-07-0	
4-Bromofluorobenzene (S)	97	%	70-130		1		07/09/21 01:35	460-00-4	
Toluene-d8 (S)	102	%	70-130		1		07/09/21 01:35	2037-26-5	

REPORT OF LABORATORY ANALYSIS

This report shall not be reproduced, except in full,
without the written consent of Pace Analytical Services, LLC.

Pace Analytical Services, LLC
9800 Kincey Ave. Suite 100
Huntersville, NC 28078
(704)875-9092

ANALYTICAL RESULTS

Project: CPC Huntersville (7/7/21)
Pace Project No.: 92548170

Sample: MW-81D **Lab ID: 92548170003** Collected: 07/07/21 10:25 Received: 07/07/21 17:18 Matrix: Water

Parameters	Results	Units	Report Limit	MDL	DF	Prepared	Analyzed	CAS No.	Qual
VPH NC Water	Analytical Method: MADEP VPH Pace Analytical Services - Charlotte								
Total VPH (C5-C12)	ND	ug/L	50.0	50.0	1		07/08/21 22:43		N2
Aliphatic (C05-C08)	ND	ug/L	50.0	50.0	1		07/08/21 22:43		N2
Aliphatic(C09-C12) Adjusted	ND	ug/L	50.0	50.0	1		07/08/21 22:43		N2
Aromatic (C09-C10)	ND	ug/L	50.0	50.0	1		07/08/21 22:43		N2
Surrogates									
4-Bromofluorobenzene (FID) (S)	107	%	70-130		1		07/08/21 22:43	460-00-4	
4-Bromofluorobenzene (PID) (S)	102	%	70-130		1		07/08/21 22:43	460-00-4	
6010 MET ICP	Analytical Method: EPA 6010D Preparation Method: EPA 3010A Pace Analytical Services - Asheville								
Lead	ND	ug/L	5.0	4.5	1	07/08/21 15:24	07/09/21 07:16	7439-92-1	
6200B MSV	Analytical Method: SM 6200B Pace Analytical Services - Charlotte								
Benzene	ND	ug/L	0.50	0.34	1		07/09/21 14:29	71-43-2	
Bromobenzene	ND	ug/L	0.50	0.29	1		07/09/21 14:29	108-86-1	
Bromochloromethane	ND	ug/L	0.50	0.47	1		07/09/21 14:29	74-97-5	
Bromodichloromethane	ND	ug/L	0.50	0.31	1		07/09/21 14:29	75-27-4	
Bromoform	ND	ug/L	0.50	0.34	1		07/09/21 14:29	75-25-2	
Bromomethane	ND	ug/L	5.0	1.7	1		07/09/21 14:29	74-83-9	
n-Butylbenzene	ND	ug/L	0.50	0.49	1		07/09/21 14:29	104-51-8	
sec-Butylbenzene	ND	ug/L	0.50	0.40	1		07/09/21 14:29	135-98-8	
tert-Butylbenzene	ND	ug/L	0.50	0.32	1		07/09/21 14:29	98-06-6	
Carbon tetrachloride	ND	ug/L	0.50	0.33	1		07/09/21 14:29	56-23-5	
Chlorobenzene	ND	ug/L	0.50	0.28	1		07/09/21 14:29	108-90-7	
Chloroethane	ND	ug/L	1.0	0.65	1		07/09/21 14:29	75-00-3	
Chloroform	ND	ug/L	0.50	0.35	1		07/09/21 14:29	67-66-3	
Chloromethane	ND	ug/L	1.0	0.54	1		07/09/21 14:29	74-87-3	
2-Chlorotoluene	ND	ug/L	0.50	0.32	1		07/09/21 14:29	95-49-8	
4-Chlorotoluene	ND	ug/L	0.50	0.32	1		07/09/21 14:29	106-43-4	
1,2-Dibromo-3-chloropropane	ND	ug/L	1.0	0.34	1		07/09/21 14:29	96-12-8	
Dibromochloromethane	ND	ug/L	0.50	0.36	1		07/09/21 14:29	124-48-1	
1,2-Dibromoethane (EDB)	ND	ug/L	0.50	0.27	1		07/09/21 14:29	106-93-4	
Dibromomethane	ND	ug/L	0.50	0.39	1		07/09/21 14:29	74-95-3	
1,2-Dichlorobenzene	ND	ug/L	0.50	0.34	1		07/09/21 14:29	95-50-1	
1,3-Dichlorobenzene	ND	ug/L	0.50	0.34	1		07/09/21 14:29	541-73-1	
1,4-Dichlorobenzene	ND	ug/L	0.50	0.33	1		07/09/21 14:29	106-46-7	
Dichlorodifluoromethane	ND	ug/L	0.50	0.35	1		07/09/21 14:29	75-71-8	
1,1-Dichloroethane	ND	ug/L	0.50	0.37	1		07/09/21 14:29	75-34-3	
1,2-Dichloroethane	ND	ug/L	0.50	0.32	1		07/09/21 14:29	107-06-2	
1,1-Dichloroethene	ND	ug/L	0.50	0.35	1		07/09/21 14:29	75-35-4	
cis-1,2-Dichloroethene	ND	ug/L	0.50	0.38	1		07/09/21 14:29	156-59-2	
trans-1,2-Dichloroethene	ND	ug/L	0.50	0.40	1		07/09/21 14:29	156-60-5	
1,2-Dichloropropane	ND	ug/L	0.50	0.36	1		07/09/21 14:29	78-87-5	
1,3-Dichloropropane	ND	ug/L	0.50	0.28	1		07/09/21 14:29	142-28-9	

REPORT OF LABORATORY ANALYSIS

This report shall not be reproduced, except in full,
without the written consent of Pace Analytical Services, LLC.

Pace Analytical Services, LLC
9800 Kincey Ave. Suite 100
Huntersville, NC 28078
(704)875-9092

ANALYTICAL RESULTS

Project: CPC Huntersville (7/7/21)
Pace Project No.: 92548170

Sample: MW-81D **Lab ID: 92548170003** Collected: 07/07/21 10:25 Received: 07/07/21 17:18 Matrix: Water

Parameters	Results	Units	Report Limit	MDL	DF	Prepared	Analyzed	CAS No.	Qual
6200B MSV	Analytical Method: SM 6200B Pace Analytical Services - Charlotte								
2,2-Dichloropropane	ND	ug/L	0.50	0.39	1		07/09/21 14:29	594-20-7	
1,1-Dichloropropene	ND	ug/L	0.50	0.43	1		07/09/21 14:29	563-58-6	
cis-1,3-Dichloropropene	ND	ug/L	0.50	0.36	1		07/09/21 14:29	10061-01-5	
trans-1,3-Dichloropropene	ND	ug/L	0.50	0.36	1		07/09/21 14:29	10061-02-6	
Diisopropyl ether	ND	ug/L	0.50	0.31	1		07/09/21 14:29	108-20-3	
Ethylbenzene	ND	ug/L	0.50	0.30	1		07/09/21 14:29	100-41-4	
Hexachloro-1,3-butadiene	ND	ug/L	2.0	1.5	1		07/09/21 14:29	87-68-3	
Isopropylbenzene (Cumene)	ND	ug/L	0.50	0.33	1		07/09/21 14:29	98-82-8	
Methylene Chloride	ND	ug/L	2.0	2.0	1		07/09/21 14:29	75-09-2	
Methyl-tert-butyl ether	ND	ug/L	0.50	0.42	1		07/09/21 14:29	1634-04-4	
Naphthalene	ND	ug/L	2.0	0.64	1		07/09/21 14:29	91-20-3	
n-Propylbenzene	ND	ug/L	0.50	0.34	1		07/09/21 14:29	103-65-1	
Styrene	ND	ug/L	0.50	0.29	1		07/09/21 14:29	100-42-5	
1,1,1,2-Tetrachloroethane	ND	ug/L	0.50	0.31	1		07/09/21 14:29	630-20-6	
1,1,2,2-Tetrachloroethane	ND	ug/L	0.50	0.22	1		07/09/21 14:29	79-34-5	
Tetrachloroethene	ND	ug/L	0.50	0.29	1		07/09/21 14:29	127-18-4	
Toluene	ND	ug/L	0.50	0.48	1		07/09/21 14:29	108-88-3	
1,2,3-Trichlorobenzene	ND	ug/L	2.0	0.81	1		07/09/21 14:29	87-61-6	
1,2,4-Trichlorobenzene	ND	ug/L	2.0	0.64	1		07/09/21 14:29	120-82-1	
1,1,1-Trichloroethane	ND	ug/L	0.50	0.33	1		07/09/21 14:29	71-55-6	
1,1,2-Trichloroethane	ND	ug/L	0.50	0.32	1		07/09/21 14:29	79-00-5	
Trichloroethene	ND	ug/L	0.50	0.38	1		07/09/21 14:29	79-01-6	
Trichlorofluoromethane	ND	ug/L	1.0	0.30	1		07/09/21 14:29	75-69-4	
1,2,3-Trichloropropane	ND	ug/L	0.50	0.26	1		07/09/21 14:29	96-18-4	
1,2,4-Trimethylbenzene	ND	ug/L	0.50	0.50	1		07/09/21 14:29	95-63-6	
1,3,5-Trimethylbenzene	ND	ug/L	0.50	0.33	1		07/09/21 14:29	108-67-8	
Vinyl chloride	ND	ug/L	1.0	0.39	1		07/09/21 14:29	75-01-4	
m&p-Xylene	ND	ug/L	1.0	0.71	1		07/09/21 14:29	179601-23-1	
o-Xylene	ND	ug/L	0.50	0.34	1		07/09/21 14:29	95-47-6	
Surrogates									
1,2-Dichloroethane-d4 (S)	107	%	70-130		1		07/09/21 14:29	17060-07-0	
4-Bromofluorobenzene (S)	97	%	70-130		1		07/09/21 14:29	460-00-4	
Toluene-d8 (S)	101	%	70-130		1		07/09/21 14:29	2037-26-5	

REPORT OF LABORATORY ANALYSIS

This report shall not be reproduced, except in full,
without the written consent of Pace Analytical Services, LLC.

Pace Analytical Services, LLC
9800 Kincey Ave. Suite 100
Huntersville, NC 28078
(704)875-9092

ANALYTICAL RESULTS

Project: CPC Huntersville (7/7/21)
Pace Project No.: 92548170

Sample: MW-82 **Lab ID: 92548170004** Collected: 07/07/21 11:40 Received: 07/07/21 17:18 Matrix: Water

Parameters	Results	Units	Report Limit	MDL	DF	Prepared	Analyzed	CAS No.	Qual
VPH NC Water	Analytical Method: MADEP VPH Pace Analytical Services - Charlotte								
Total VPH (C5-C12)	ND	ug/L	50.0	50.0	1		07/08/21 23:11		N2
Aliphatic (C05-C08)	ND	ug/L	50.0	50.0	1		07/08/21 23:11		N2
Aliphatic(C09-C12) Adjusted	ND	ug/L	50.0	50.0	1		07/08/21 23:11		N2
Aromatic (C09-C10)	ND	ug/L	50.0	50.0	1		07/08/21 23:11		N2
Surrogates									
4-Bromofluorobenzene (FID) (S)	109	%	70-130		1		07/08/21 23:11	460-00-4	
4-Bromofluorobenzene (PID) (S)	103	%	70-130		1		07/08/21 23:11	460-00-4	
6010 MET ICP	Analytical Method: EPA 6010D Preparation Method: EPA 3010A Pace Analytical Services - Asheville								
Lead	ND	ug/L	5.0	4.5	1	07/08/21 15:24	07/09/21 07:20	7439-92-1	
6200B MSV	Analytical Method: SM 6200B Pace Analytical Services - Charlotte								
Benzene	ND	ug/L	0.50	0.34	1		07/09/21 01:53	71-43-2	
Bromobenzene	ND	ug/L	0.50	0.29	1		07/09/21 01:53	108-86-1	
Bromochloromethane	ND	ug/L	0.50	0.47	1		07/09/21 01:53	74-97-5	
Bromodichloromethane	ND	ug/L	0.50	0.31	1		07/09/21 01:53	75-27-4	
Bromoform	ND	ug/L	0.50	0.34	1		07/09/21 01:53	75-25-2	
Bromomethane	ND	ug/L	5.0	1.7	1		07/09/21 01:53	74-83-9	
n-Butylbenzene	ND	ug/L	0.50	0.49	1		07/09/21 01:53	104-51-8	
sec-Butylbenzene	ND	ug/L	0.50	0.40	1		07/09/21 01:53	135-98-8	
tert-Butylbenzene	ND	ug/L	0.50	0.32	1		07/09/21 01:53	98-06-6	
Carbon tetrachloride	ND	ug/L	0.50	0.33	1		07/09/21 01:53	56-23-5	
Chlorobenzene	ND	ug/L	0.50	0.28	1		07/09/21 01:53	108-90-7	
Chloroethane	ND	ug/L	1.0	0.65	1		07/09/21 01:53	75-00-3	
Chloroform	ND	ug/L	0.50	0.35	1		07/09/21 01:53	67-66-3	
Chloromethane	ND	ug/L	1.0	0.54	1		07/09/21 01:53	74-87-3	
2-Chlorotoluene	ND	ug/L	0.50	0.32	1		07/09/21 01:53	95-49-8	
4-Chlorotoluene	ND	ug/L	0.50	0.32	1		07/09/21 01:53	106-43-4	
1,2-Dibromo-3-chloropropane	ND	ug/L	1.0	0.34	1		07/09/21 01:53	96-12-8	
Dibromochloromethane	ND	ug/L	0.50	0.36	1		07/09/21 01:53	124-48-1	
1,2-Dibromoethane (EDB)	ND	ug/L	0.50	0.27	1		07/09/21 01:53	106-93-4	
Dibromomethane	ND	ug/L	0.50	0.39	1		07/09/21 01:53	74-95-3	
1,2-Dichlorobenzene	ND	ug/L	0.50	0.34	1		07/09/21 01:53	95-50-1	
1,3-Dichlorobenzene	ND	ug/L	0.50	0.34	1		07/09/21 01:53	541-73-1	
1,4-Dichlorobenzene	ND	ug/L	0.50	0.33	1		07/09/21 01:53	106-46-7	
Dichlorodifluoromethane	ND	ug/L	0.50	0.35	1		07/09/21 01:53	75-71-8	
1,1-Dichloroethane	ND	ug/L	0.50	0.37	1		07/09/21 01:53	75-34-3	
1,2-Dichloroethane	ND	ug/L	0.50	0.32	1		07/09/21 01:53	107-06-2	
1,1-Dichloroethene	ND	ug/L	0.50	0.35	1		07/09/21 01:53	75-35-4	
cis-1,2-Dichloroethene	ND	ug/L	0.50	0.38	1		07/09/21 01:53	156-59-2	
trans-1,2-Dichloroethene	ND	ug/L	0.50	0.40	1		07/09/21 01:53	156-60-5	
1,2-Dichloropropane	ND	ug/L	0.50	0.36	1		07/09/21 01:53	78-87-5	
1,3-Dichloropropane	ND	ug/L	0.50	0.28	1		07/09/21 01:53	142-28-9	

REPORT OF LABORATORY ANALYSIS

This report shall not be reproduced, except in full,
without the written consent of Pace Analytical Services, LLC.

Pace Analytical Services, LLC
9800 Kincey Ave. Suite 100
Huntersville, NC 28078
(704)875-9092

ANALYTICAL RESULTS

Project: CPC Huntersville (7/7/21)
Pace Project No.: 92548170

Sample: MW-82 **Lab ID: 92548170004** Collected: 07/07/21 11:40 Received: 07/07/21 17:18 Matrix: Water

Parameters	Results	Units	Report Limit	MDL	DF	Prepared	Analyzed	CAS No.	Qual
6200B MSV	Analytical Method: SM 6200B Pace Analytical Services - Charlotte								
2,2-Dichloropropane	ND	ug/L	0.50	0.39	1		07/09/21 01:53	594-20-7	
1,1-Dichloropropene	ND	ug/L	0.50	0.43	1		07/09/21 01:53	563-58-6	
cis-1,3-Dichloropropene	ND	ug/L	0.50	0.36	1		07/09/21 01:53	10061-01-5	
trans-1,3-Dichloropropene	ND	ug/L	0.50	0.36	1		07/09/21 01:53	10061-02-6	
Diisopropyl ether	ND	ug/L	0.50	0.31	1		07/09/21 01:53	108-20-3	
Ethylbenzene	ND	ug/L	0.50	0.30	1		07/09/21 01:53	100-41-4	
Hexachloro-1,3-butadiene	ND	ug/L	2.0	1.5	1		07/09/21 01:53	87-68-3	
Isopropylbenzene (Cumene)	ND	ug/L	0.50	0.33	1		07/09/21 01:53	98-82-8	
Methylene Chloride	ND	ug/L	2.0	2.0	1		07/09/21 01:53	75-09-2	
Methyl-tert-butyl ether	ND	ug/L	0.50	0.42	1		07/09/21 01:53	1634-04-4	
Naphthalene	ND	ug/L	2.0	0.64	1		07/09/21 01:53	91-20-3	
n-Propylbenzene	ND	ug/L	0.50	0.34	1		07/09/21 01:53	103-65-1	
Styrene	ND	ug/L	0.50	0.29	1		07/09/21 01:53	100-42-5	
1,1,1,2-Tetrachloroethane	ND	ug/L	0.50	0.31	1		07/09/21 01:53	630-20-6	
1,1,2,2-Tetrachloroethane	ND	ug/L	0.50	0.22	1		07/09/21 01:53	79-34-5	
Tetrachloroethene	ND	ug/L	0.50	0.29	1		07/09/21 01:53	127-18-4	
Toluene	ND	ug/L	0.50	0.48	1		07/09/21 01:53	108-88-3	
1,2,3-Trichlorobenzene	ND	ug/L	2.0	0.81	1		07/09/21 01:53	87-61-6	
1,2,4-Trichlorobenzene	ND	ug/L	2.0	0.64	1		07/09/21 01:53	120-82-1	
1,1,1-Trichloroethane	ND	ug/L	0.50	0.33	1		07/09/21 01:53	71-55-6	
1,1,2-Trichloroethane	ND	ug/L	0.50	0.32	1		07/09/21 01:53	79-00-5	
Trichloroethene	ND	ug/L	0.50	0.38	1		07/09/21 01:53	79-01-6	
Trichlorofluoromethane	ND	ug/L	1.0	0.30	1		07/09/21 01:53	75-69-4	
1,2,3-Trichloropropane	ND	ug/L	0.50	0.26	1		07/09/21 01:53	96-18-4	
1,2,4-Trimethylbenzene	ND	ug/L	0.50	0.50	1		07/09/21 01:53	95-63-6	
1,3,5-Trimethylbenzene	ND	ug/L	0.50	0.33	1		07/09/21 01:53	108-67-8	
Vinyl chloride	ND	ug/L	1.0	0.39	1		07/09/21 01:53	75-01-4	
m&p-Xylene	ND	ug/L	1.0	0.71	1		07/09/21 01:53	179601-23-1	
o-Xylene	ND	ug/L	0.50	0.34	1		07/09/21 01:53	95-47-6	
Surrogates									
1,2-Dichloroethane-d4 (S)	105	%	70-130		1		07/09/21 01:53	17060-07-0	
4-Bromofluorobenzene (S)	95	%	70-130		1		07/09/21 01:53	460-00-4	
Toluene-d8 (S)	99	%	70-130		1		07/09/21 01:53	2037-26-5	

REPORT OF LABORATORY ANALYSIS

This report shall not be reproduced, except in full,
without the written consent of Pace Analytical Services, LLC.

Pace Analytical Services, LLC
9800 Kincey Ave. Suite 100
Huntersville, NC 28078
(704)875-9092

ANALYTICAL RESULTS

Project: CPC Huntersville (7/7/21)
Pace Project No.: 92548170

Sample: MW-83 **Lab ID: 92548170005** Collected: 07/07/21 14:52 Received: 07/07/21 17:18 Matrix: Water

Parameters	Results	Units	Report Limit	MDL	DF	Prepared	Analyzed	CAS No.	Qual
VPH NC Water	Analytical Method: MADEP VPH Pace Analytical Services - Charlotte								
Total VPH (C5-C12)	ND	ug/L	50.0	50.0	1		07/08/21 23:40		N2
Aliphatic (C05-C08)	ND	ug/L	50.0	50.0	1		07/08/21 23:40		N2
Aliphatic(C09-C12) Adjusted	ND	ug/L	50.0	50.0	1		07/08/21 23:40		N2
Aromatic (C09-C10)	ND	ug/L	50.0	50.0	1		07/08/21 23:40		N2
Surrogates									
4-Bromofluorobenzene (FID) (S)	109	%	70-130		1		07/08/21 23:40	460-00-4	
4-Bromofluorobenzene (PID) (S)	104	%	70-130		1		07/08/21 23:40	460-00-4	
6010 MET ICP	Analytical Method: EPA 6010D Preparation Method: EPA 3010A Pace Analytical Services - Asheville								
Lead	ND	ug/L	5.0	4.5	1	07/08/21 15:24	07/09/21 07:29	7439-92-1	
6200B MSV	Analytical Method: SM 6200B Pace Analytical Services - Charlotte								
Benzene	ND	ug/L	0.50	0.34	1		07/09/21 02:11	71-43-2	
Bromobenzene	ND	ug/L	0.50	0.29	1		07/09/21 02:11	108-86-1	
Bromochloromethane	ND	ug/L	0.50	0.47	1		07/09/21 02:11	74-97-5	
Bromodichloromethane	ND	ug/L	0.50	0.31	1		07/09/21 02:11	75-27-4	
Bromoform	ND	ug/L	0.50	0.34	1		07/09/21 02:11	75-25-2	
Bromomethane	ND	ug/L	5.0	1.7	1		07/09/21 02:11	74-83-9	
n-Butylbenzene	ND	ug/L	0.50	0.49	1		07/09/21 02:11	104-51-8	
sec-Butylbenzene	ND	ug/L	0.50	0.40	1		07/09/21 02:11	135-98-8	
tert-Butylbenzene	ND	ug/L	0.50	0.32	1		07/09/21 02:11	98-06-6	
Carbon tetrachloride	ND	ug/L	0.50	0.33	1		07/09/21 02:11	56-23-5	
Chlorobenzene	ND	ug/L	0.50	0.28	1		07/09/21 02:11	108-90-7	
Chloroethane	ND	ug/L	1.0	0.65	1		07/09/21 02:11	75-00-3	
Chloroform	ND	ug/L	0.50	0.35	1		07/09/21 02:11	67-66-3	
Chloromethane	ND	ug/L	1.0	0.54	1		07/09/21 02:11	74-87-3	
2-Chlorotoluene	ND	ug/L	0.50	0.32	1		07/09/21 02:11	95-49-8	
4-Chlorotoluene	ND	ug/L	0.50	0.32	1		07/09/21 02:11	106-43-4	
1,2-Dibromo-3-chloropropane	ND	ug/L	1.0	0.34	1		07/09/21 02:11	96-12-8	
Dibromochloromethane	ND	ug/L	0.50	0.36	1		07/09/21 02:11	124-48-1	
1,2-Dibromoethane (EDB)	ND	ug/L	0.50	0.27	1		07/09/21 02:11	106-93-4	
Dibromomethane	ND	ug/L	0.50	0.39	1		07/09/21 02:11	74-95-3	
1,2-Dichlorobenzene	ND	ug/L	0.50	0.34	1		07/09/21 02:11	95-50-1	
1,3-Dichlorobenzene	ND	ug/L	0.50	0.34	1		07/09/21 02:11	541-73-1	
1,4-Dichlorobenzene	ND	ug/L	0.50	0.33	1		07/09/21 02:11	106-46-7	
Dichlorodifluoromethane	ND	ug/L	0.50	0.35	1		07/09/21 02:11	75-71-8	
1,1-Dichloroethane	ND	ug/L	0.50	0.37	1		07/09/21 02:11	75-34-3	
1,2-Dichloroethane	ND	ug/L	0.50	0.32	1		07/09/21 02:11	107-06-2	
1,1-Dichloroethene	ND	ug/L	0.50	0.35	1		07/09/21 02:11	75-35-4	
cis-1,2-Dichloroethene	ND	ug/L	0.50	0.38	1		07/09/21 02:11	156-59-2	
trans-1,2-Dichloroethene	ND	ug/L	0.50	0.40	1		07/09/21 02:11	156-60-5	
1,2-Dichloropropane	ND	ug/L	0.50	0.36	1		07/09/21 02:11	78-87-5	
1,3-Dichloropropane	ND	ug/L	0.50	0.28	1		07/09/21 02:11	142-28-9	

REPORT OF LABORATORY ANALYSIS

This report shall not be reproduced, except in full,
without the written consent of Pace Analytical Services, LLC.

Pace Analytical Services, LLC
9800 Kincey Ave. Suite 100
Huntersville, NC 28078
(704)875-9092

ANALYTICAL RESULTS

Project: CPC Huntersville (7/7/21)
Pace Project No.: 92548170

Sample: MW-83 **Lab ID: 92548170005** Collected: 07/07/21 14:52 Received: 07/07/21 17:18 Matrix: Water

Parameters	Results	Units	Report Limit	MDL	DF	Prepared	Analyzed	CAS No.	Qual
6200B MSV	Analytical Method: SM 6200B Pace Analytical Services - Charlotte								
2,2-Dichloropropane	ND	ug/L	0.50	0.39	1		07/09/21 02:11	594-20-7	
1,1-Dichloropropene	ND	ug/L	0.50	0.43	1		07/09/21 02:11	563-58-6	
cis-1,3-Dichloropropene	ND	ug/L	0.50	0.36	1		07/09/21 02:11	10061-01-5	
trans-1,3-Dichloropropene	ND	ug/L	0.50	0.36	1		07/09/21 02:11	10061-02-6	
Diisopropyl ether	ND	ug/L	0.50	0.31	1		07/09/21 02:11	108-20-3	
Ethylbenzene	ND	ug/L	0.50	0.30	1		07/09/21 02:11	100-41-4	
Hexachloro-1,3-butadiene	ND	ug/L	2.0	1.5	1		07/09/21 02:11	87-68-3	
Isopropylbenzene (Cumene)	ND	ug/L	0.50	0.33	1		07/09/21 02:11	98-82-8	
Methylene Chloride	ND	ug/L	2.0	2.0	1		07/09/21 02:11	75-09-2	
Methyl-tert-butyl ether	ND	ug/L	0.50	0.42	1		07/09/21 02:11	1634-04-4	
Naphthalene	ND	ug/L	2.0	0.64	1		07/09/21 02:11	91-20-3	
n-Propylbenzene	ND	ug/L	0.50	0.34	1		07/09/21 02:11	103-65-1	
Styrene	ND	ug/L	0.50	0.29	1		07/09/21 02:11	100-42-5	
1,1,1,2-Tetrachloroethane	ND	ug/L	0.50	0.31	1		07/09/21 02:11	630-20-6	
1,1,2,2-Tetrachloroethane	ND	ug/L	0.50	0.22	1		07/09/21 02:11	79-34-5	
Tetrachloroethene	ND	ug/L	0.50	0.29	1		07/09/21 02:11	127-18-4	
Toluene	ND	ug/L	0.50	0.48	1		07/09/21 02:11	108-88-3	
1,2,3-Trichlorobenzene	ND	ug/L	2.0	0.81	1		07/09/21 02:11	87-61-6	
1,2,4-Trichlorobenzene	ND	ug/L	2.0	0.64	1		07/09/21 02:11	120-82-1	
1,1,1-Trichloroethane	ND	ug/L	0.50	0.33	1		07/09/21 02:11	71-55-6	
1,1,2-Trichloroethane	ND	ug/L	0.50	0.32	1		07/09/21 02:11	79-00-5	
Trichloroethene	ND	ug/L	0.50	0.38	1		07/09/21 02:11	79-01-6	
Trichlorofluoromethane	ND	ug/L	1.0	0.30	1		07/09/21 02:11	75-69-4	
1,2,3-Trichloropropane	ND	ug/L	0.50	0.26	1		07/09/21 02:11	96-18-4	
1,2,4-Trimethylbenzene	ND	ug/L	0.50	0.50	1		07/09/21 02:11	95-63-6	
1,3,5-Trimethylbenzene	ND	ug/L	0.50	0.33	1		07/09/21 02:11	108-67-8	
Vinyl chloride	ND	ug/L	1.0	0.39	1		07/09/21 02:11	75-01-4	
m&p-Xylene	ND	ug/L	1.0	0.71	1		07/09/21 02:11	179601-23-1	
o-Xylene	ND	ug/L	0.50	0.34	1		07/09/21 02:11	95-47-6	
Surrogates									
1,2-Dichloroethane-d4 (S)	102	%	70-130		1		07/09/21 02:11	17060-07-0	
4-Bromofluorobenzene (S)	97	%	70-130		1		07/09/21 02:11	460-00-4	
Toluene-d8 (S)	100	%	70-130		1		07/09/21 02:11	2037-26-5	

REPORT OF LABORATORY ANALYSIS

This report shall not be reproduced, except in full,
without the written consent of Pace Analytical Services, LLC.

Pace Analytical Services, LLC
9800 Kincey Ave. Suite 100
Huntersville, NC 28078
(704)875-9092

ANALYTICAL RESULTS

Project: CPC Huntersville (7/7/21)
Pace Project No.: 92548170

Sample: MW-84 **Lab ID: 92548170006** Collected: 07/07/21 12:57 Received: 07/07/21 17:18 Matrix: Water

Parameters	Results	Units	Report Limit	MDL	DF	Prepared	Analyzed	CAS No.	Qual
VPH NC Water	Analytical Method: MADEP VPH Pace Analytical Services - Charlotte								
Total VPH (C5-C12)	ND	ug/L	50.0	50.0	1		07/09/21 00:08		N2
Aliphatic (C05-C08)	ND	ug/L	50.0	50.0	1		07/09/21 00:08		N2
Aliphatic(C09-C12) Adjusted	ND	ug/L	50.0	50.0	1		07/09/21 00:08		N2
Aromatic (C09-C10)	ND	ug/L	50.0	50.0	1		07/09/21 00:08		N2
Surrogates									
4-Bromofluorobenzene (FID) (S)	108	%	70-130		1		07/09/21 00:08	460-00-4	
4-Bromofluorobenzene (PID) (S)	104	%	70-130		1		07/09/21 00:08	460-00-4	
6010 MET ICP	Analytical Method: EPA 6010D Preparation Method: EPA 3010A Pace Analytical Services - Asheville								
Lead	ND	ug/L	5.0	4.5	1	07/08/21 15:24	07/09/21 07:33	7439-92-1	
6200B MSV	Analytical Method: SM 6200B Pace Analytical Services - Charlotte								
Benzene	ND	ug/L	0.50	0.34	1		07/09/21 02:29	71-43-2	
Bromobenzene	ND	ug/L	0.50	0.29	1		07/09/21 02:29	108-86-1	
Bromochloromethane	ND	ug/L	0.50	0.47	1		07/09/21 02:29	74-97-5	
Bromodichloromethane	ND	ug/L	0.50	0.31	1		07/09/21 02:29	75-27-4	
Bromoform	ND	ug/L	0.50	0.34	1		07/09/21 02:29	75-25-2	
Bromomethane	ND	ug/L	5.0	1.7	1		07/09/21 02:29	74-83-9	
n-Butylbenzene	ND	ug/L	0.50	0.49	1		07/09/21 02:29	104-51-8	
sec-Butylbenzene	ND	ug/L	0.50	0.40	1		07/09/21 02:29	135-98-8	
tert-Butylbenzene	ND	ug/L	0.50	0.32	1		07/09/21 02:29	98-06-6	
Carbon tetrachloride	ND	ug/L	0.50	0.33	1		07/09/21 02:29	56-23-5	
Chlorobenzene	ND	ug/L	0.50	0.28	1		07/09/21 02:29	108-90-7	
Chloroethane	ND	ug/L	1.0	0.65	1		07/09/21 02:29	75-00-3	
Chloroform	ND	ug/L	0.50	0.35	1		07/09/21 02:29	67-66-3	
Chloromethane	ND	ug/L	1.0	0.54	1		07/09/21 02:29	74-87-3	
2-Chlorotoluene	ND	ug/L	0.50	0.32	1		07/09/21 02:29	95-49-8	
4-Chlorotoluene	ND	ug/L	0.50	0.32	1		07/09/21 02:29	106-43-4	
1,2-Dibromo-3-chloropropane	ND	ug/L	1.0	0.34	1		07/09/21 02:29	96-12-8	
Dibromochloromethane	ND	ug/L	0.50	0.36	1		07/09/21 02:29	124-48-1	
1,2-Dibromoethane (EDB)	ND	ug/L	0.50	0.27	1		07/09/21 02:29	106-93-4	
Dibromomethane	ND	ug/L	0.50	0.39	1		07/09/21 02:29	74-95-3	
1,2-Dichlorobenzene	ND	ug/L	0.50	0.34	1		07/09/21 02:29	95-50-1	
1,3-Dichlorobenzene	ND	ug/L	0.50	0.34	1		07/09/21 02:29	541-73-1	
1,4-Dichlorobenzene	ND	ug/L	0.50	0.33	1		07/09/21 02:29	106-46-7	
Dichlorodifluoromethane	ND	ug/L	0.50	0.35	1		07/09/21 02:29	75-71-8	
1,1-Dichloroethane	ND	ug/L	0.50	0.37	1		07/09/21 02:29	75-34-3	
1,2-Dichloroethane	ND	ug/L	0.50	0.32	1		07/09/21 02:29	107-06-2	
1,1-Dichloroethene	ND	ug/L	0.50	0.35	1		07/09/21 02:29	75-35-4	
cis-1,2-Dichloroethene	ND	ug/L	0.50	0.38	1		07/09/21 02:29	156-59-2	
trans-1,2-Dichloroethene	ND	ug/L	0.50	0.40	1		07/09/21 02:29	156-60-5	
1,2-Dichloropropane	ND	ug/L	0.50	0.36	1		07/09/21 02:29	78-87-5	
1,3-Dichloropropane	ND	ug/L	0.50	0.28	1		07/09/21 02:29	142-28-9	

REPORT OF LABORATORY ANALYSIS

This report shall not be reproduced, except in full,
without the written consent of Pace Analytical Services, LLC.

Pace Analytical Services, LLC
9800 Kincey Ave. Suite 100
Huntersville, NC 28078
(704)875-9092

ANALYTICAL RESULTS

Project: CPC Huntersville (7/7/21)
Pace Project No.: 92548170

Sample: MW-84 **Lab ID: 92548170006** Collected: 07/07/21 12:57 Received: 07/07/21 17:18 Matrix: Water

Parameters	Results	Units	Report Limit	MDL	DF	Prepared	Analyzed	CAS No.	Qual
6200B MSV	Analytical Method: SM 6200B Pace Analytical Services - Charlotte								
2,2-Dichloropropane	ND	ug/L	0.50	0.39	1		07/09/21 02:29	594-20-7	
1,1-Dichloropropene	ND	ug/L	0.50	0.43	1		07/09/21 02:29	563-58-6	
cis-1,3-Dichloropropene	ND	ug/L	0.50	0.36	1		07/09/21 02:29	10061-01-5	
trans-1,3-Dichloropropene	ND	ug/L	0.50	0.36	1		07/09/21 02:29	10061-02-6	
Diisopropyl ether	ND	ug/L	0.50	0.31	1		07/09/21 02:29	108-20-3	
Ethylbenzene	ND	ug/L	0.50	0.30	1		07/09/21 02:29	100-41-4	
Hexachloro-1,3-butadiene	ND	ug/L	2.0	1.5	1		07/09/21 02:29	87-68-3	
Isopropylbenzene (Cumene)	ND	ug/L	0.50	0.33	1		07/09/21 02:29	98-82-8	
Methylene Chloride	ND	ug/L	2.0	2.0	1		07/09/21 02:29	75-09-2	
Methyl-tert-butyl ether	ND	ug/L	0.50	0.42	1		07/09/21 02:29	1634-04-4	
Naphthalene	ND	ug/L	2.0	0.64	1		07/09/21 02:29	91-20-3	
n-Propylbenzene	ND	ug/L	0.50	0.34	1		07/09/21 02:29	103-65-1	
Styrene	ND	ug/L	0.50	0.29	1		07/09/21 02:29	100-42-5	
1,1,1,2-Tetrachloroethane	ND	ug/L	0.50	0.31	1		07/09/21 02:29	630-20-6	
1,1,2,2-Tetrachloroethane	ND	ug/L	0.50	0.22	1		07/09/21 02:29	79-34-5	
Tetrachloroethene	ND	ug/L	0.50	0.29	1		07/09/21 02:29	127-18-4	
Toluene	ND	ug/L	0.50	0.48	1		07/09/21 02:29	108-88-3	
1,2,3-Trichlorobenzene	ND	ug/L	2.0	0.81	1		07/09/21 02:29	87-61-6	
1,2,4-Trichlorobenzene	ND	ug/L	2.0	0.64	1		07/09/21 02:29	120-82-1	
1,1,1-Trichloroethane	ND	ug/L	0.50	0.33	1		07/09/21 02:29	71-55-6	
1,1,2-Trichloroethane	ND	ug/L	0.50	0.32	1		07/09/21 02:29	79-00-5	
Trichloroethene	ND	ug/L	0.50	0.38	1		07/09/21 02:29	79-01-6	
Trichlorofluoromethane	ND	ug/L	1.0	0.30	1		07/09/21 02:29	75-69-4	
1,2,3-Trichloropropane	ND	ug/L	0.50	0.26	1		07/09/21 02:29	96-18-4	
1,2,4-Trimethylbenzene	ND	ug/L	0.50	0.50	1		07/09/21 02:29	95-63-6	
1,3,5-Trimethylbenzene	ND	ug/L	0.50	0.33	1		07/09/21 02:29	108-67-8	
Vinyl chloride	ND	ug/L	1.0	0.39	1		07/09/21 02:29	75-01-4	
m&p-Xylene	ND	ug/L	1.0	0.71	1		07/09/21 02:29	179601-23-1	
o-Xylene	ND	ug/L	0.50	0.34	1		07/09/21 02:29	95-47-6	
Surrogates									
1,2-Dichloroethane-d4 (S)	106	%	70-130		1		07/09/21 02:29	17060-07-0	
4-Bromofluorobenzene (S)	98	%	70-130		1		07/09/21 02:29	460-00-4	
Toluene-d8 (S)	99	%	70-130		1		07/09/21 02:29	2037-26-5	

REPORT OF LABORATORY ANALYSIS

This report shall not be reproduced, except in full,
without the written consent of Pace Analytical Services, LLC.

Pace Analytical Services, LLC
9800 Kincey Ave. Suite 100
Huntersville, NC 28078
(704)875-9092

ANALYTICAL RESULTS

Project: CPC Huntersville (7/7/21)
Pace Project No.: 92548170

Sample: DUP-2-20210707 **Lab ID: 92548170007** Collected: 07/07/21 00:00 Received: 07/07/21 17:18 Matrix: Water

Parameters	Results	Units	Report Limit	MDL	DF	Prepared	Analyzed	CAS No.	Qual
VPH NC Water	Analytical Method: MADEP VPH Pace Analytical Services - Charlotte								
Total VPH (C5-C12)	ND	ug/L	50.0	50.0	1		07/09/21 00:37		N2
Aliphatic (C05-C08)	ND	ug/L	50.0	50.0	1		07/09/21 00:37		N2
Aliphatic(C09-C12) Adjusted	ND	ug/L	50.0	50.0	1		07/09/21 00:37		N2
Aromatic (C09-C10)	ND	ug/L	50.0	50.0	1		07/09/21 00:37		N2
Surrogates									
4-Bromofluorobenzene (FID) (S)	107	%	70-130		1		07/09/21 00:37	460-00-4	
4-Bromofluorobenzene (PID) (S)	102	%	70-130		1		07/09/21 00:37	460-00-4	
6010 MET ICP	Analytical Method: EPA 6010D Preparation Method: EPA 3010A Pace Analytical Services - Asheville								
Lead	ND	ug/L	5.0	4.5	1	07/08/21 15:24	07/09/21 07:36	7439-92-1	
6200B MSV	Analytical Method: SM 6200B Pace Analytical Services - Charlotte								
Benzene	ND	ug/L	0.50	0.34	1		07/09/21 04:53	71-43-2	
Bromobenzene	ND	ug/L	0.50	0.29	1		07/09/21 04:53	108-86-1	
Bromochloromethane	ND	ug/L	0.50	0.47	1		07/09/21 04:53	74-97-5	
Bromodichloromethane	ND	ug/L	0.50	0.31	1		07/09/21 04:53	75-27-4	
Bromoform	ND	ug/L	0.50	0.34	1		07/09/21 04:53	75-25-2	
Bromomethane	ND	ug/L	5.0	1.7	1		07/09/21 04:53	74-83-9	
n-Butylbenzene	ND	ug/L	0.50	0.49	1		07/09/21 04:53	104-51-8	
sec-Butylbenzene	ND	ug/L	0.50	0.40	1		07/09/21 04:53	135-98-8	
tert-Butylbenzene	ND	ug/L	0.50	0.32	1		07/09/21 04:53	98-06-6	
Carbon tetrachloride	ND	ug/L	0.50	0.33	1		07/09/21 04:53	56-23-5	
Chlorobenzene	ND	ug/L	0.50	0.28	1		07/09/21 04:53	108-90-7	
Chloroethane	ND	ug/L	1.0	0.65	1		07/09/21 04:53	75-00-3	
Chloroform	ND	ug/L	0.50	0.35	1		07/09/21 04:53	67-66-3	
Chloromethane	ND	ug/L	1.0	0.54	1		07/09/21 04:53	74-87-3	
2-Chlorotoluene	ND	ug/L	0.50	0.32	1		07/09/21 04:53	95-49-8	
4-Chlorotoluene	ND	ug/L	0.50	0.32	1		07/09/21 04:53	106-43-4	
1,2-Dibromo-3-chloropropane	ND	ug/L	1.0	0.34	1		07/09/21 04:53	96-12-8	
Dibromochloromethane	ND	ug/L	0.50	0.36	1		07/09/21 04:53	124-48-1	
1,2-Dibromoethane (EDB)	ND	ug/L	0.50	0.27	1		07/09/21 04:53	106-93-4	
Dibromomethane	ND	ug/L	0.50	0.39	1		07/09/21 04:53	74-95-3	
1,2-Dichlorobenzene	ND	ug/L	0.50	0.34	1		07/09/21 04:53	95-50-1	
1,3-Dichlorobenzene	ND	ug/L	0.50	0.34	1		07/09/21 04:53	541-73-1	
1,4-Dichlorobenzene	ND	ug/L	0.50	0.33	1		07/09/21 04:53	106-46-7	
Dichlorodifluoromethane	ND	ug/L	0.50	0.35	1		07/09/21 04:53	75-71-8	
1,1-Dichloroethane	ND	ug/L	0.50	0.37	1		07/09/21 04:53	75-34-3	
1,2-Dichloroethane	ND	ug/L	0.50	0.32	1		07/09/21 04:53	107-06-2	
1,1-Dichloroethene	ND	ug/L	0.50	0.35	1		07/09/21 04:53	75-35-4	
cis-1,2-Dichloroethene	ND	ug/L	0.50	0.38	1		07/09/21 04:53	156-59-2	
trans-1,2-Dichloroethene	ND	ug/L	0.50	0.40	1		07/09/21 04:53	156-60-5	
1,2-Dichloropropane	ND	ug/L	0.50	0.36	1		07/09/21 04:53	78-87-5	
1,3-Dichloropropane	ND	ug/L	0.50	0.28	1		07/09/21 04:53	142-28-9	

REPORT OF LABORATORY ANALYSIS

This report shall not be reproduced, except in full,
without the written consent of Pace Analytical Services, LLC.

Pace Analytical Services, LLC
9800 Kincey Ave. Suite 100
Huntersville, NC 28078
(704)875-9092

ANALYTICAL RESULTS

Project: CPC Huntersville (7/7/21)
Pace Project No.: 92548170

Sample: DUP-2-20210707 **Lab ID: 92548170007** Collected: 07/07/21 00:00 Received: 07/07/21 17:18 Matrix: Water

Parameters	Results	Units	Report Limit	MDL	DF	Prepared	Analyzed	CAS No.	Qual
6200B MSV	Analytical Method: SM 6200B Pace Analytical Services - Charlotte								
2,2-Dichloropropane	ND	ug/L	0.50	0.39	1		07/09/21 04:53	594-20-7	
1,1-Dichloropropene	ND	ug/L	0.50	0.43	1		07/09/21 04:53	563-58-6	
cis-1,3-Dichloropropene	ND	ug/L	0.50	0.36	1		07/09/21 04:53	10061-01-5	
trans-1,3-Dichloropropene	ND	ug/L	0.50	0.36	1		07/09/21 04:53	10061-02-6	
Diisopropyl ether	ND	ug/L	0.50	0.31	1		07/09/21 04:53	108-20-3	
Ethylbenzene	ND	ug/L	0.50	0.30	1		07/09/21 04:53	100-41-4	
Hexachloro-1,3-butadiene	ND	ug/L	2.0	1.5	1		07/09/21 04:53	87-68-3	
Isopropylbenzene (Cumene)	ND	ug/L	0.50	0.33	1		07/09/21 04:53	98-82-8	
Methylene Chloride	ND	ug/L	2.0	2.0	1		07/09/21 04:53	75-09-2	
Methyl-tert-butyl ether	ND	ug/L	0.50	0.42	1		07/09/21 04:53	1634-04-4	
Naphthalene	ND	ug/L	2.0	0.64	1		07/09/21 04:53	91-20-3	
n-Propylbenzene	ND	ug/L	0.50	0.34	1		07/09/21 04:53	103-65-1	
Styrene	ND	ug/L	0.50	0.29	1		07/09/21 04:53	100-42-5	
1,1,1,2-Tetrachloroethane	ND	ug/L	0.50	0.31	1		07/09/21 04:53	630-20-6	
1,1,2,2-Tetrachloroethane	ND	ug/L	0.50	0.22	1		07/09/21 04:53	79-34-5	
Tetrachloroethene	ND	ug/L	0.50	0.29	1		07/09/21 04:53	127-18-4	
Toluene	ND	ug/L	0.50	0.48	1		07/09/21 04:53	108-88-3	
1,2,3-Trichlorobenzene	ND	ug/L	2.0	0.81	1		07/09/21 04:53	87-61-6	
1,2,4-Trichlorobenzene	ND	ug/L	2.0	0.64	1		07/09/21 04:53	120-82-1	
1,1,1-Trichloroethane	ND	ug/L	0.50	0.33	1		07/09/21 04:53	71-55-6	
1,1,2-Trichloroethane	ND	ug/L	0.50	0.32	1		07/09/21 04:53	79-00-5	
Trichloroethene	ND	ug/L	0.50	0.38	1		07/09/21 04:53	79-01-6	
Trichlorofluoromethane	ND	ug/L	1.0	0.30	1		07/09/21 04:53	75-69-4	
1,2,3-Trichloropropane	ND	ug/L	0.50	0.26	1		07/09/21 04:53	96-18-4	
1,2,4-Trimethylbenzene	ND	ug/L	0.50	0.50	1		07/09/21 04:53	95-63-6	
1,3,5-Trimethylbenzene	ND	ug/L	0.50	0.33	1		07/09/21 04:53	108-67-8	
Vinyl chloride	ND	ug/L	1.0	0.39	1		07/09/21 04:53	75-01-4	
m&p-Xylene	**0.73J**	ug/L	1.0	0.71	1		07/09/21 04:53	179601-23-1	
o-Xylene	**0.36J**	ug/L	0.50	0.34	1		07/09/21 04:53	95-47-6	
Surrogates									
1,2-Dichloroethane-d4 (S)	103	%	70-130		1		07/09/21 04:53	17060-07-0	
4-Bromofluorobenzene (S)	97	%	70-130		1		07/09/21 04:53	460-00-4	
Toluene-d8 (S)	101	%	70-130		1		07/09/21 04:53	2037-26-5	

REPORT OF LABORATORY ANALYSIS

This report shall not be reproduced, except in full,
without the written consent of Pace Analytical Services, LLC.

Pace Analytical Services, LLC
9800 Kincey Ave. Suite 100
Huntersville, NC 28078
(704)875-9092

ANALYTICAL RESULTS

Project: CPC Huntersville (7/7/21)
Pace Project No.: 92548170

Sample: EB-1-20210707 **Lab ID: 92548170008** Collected: 07/07/21 16:30 Received: 07/07/21 17:18 Matrix: Water

Parameters	Results	Units	Report Limit	MDL	DF	Prepared	Analyzed	CAS No.	Qual
VPH NC Water	Analytical Method: MADEP VPH Pace Analytical Services - Charlotte								
Total VPH (C5-C12)	ND	ug/L	50.0	50.0	1		07/09/21 01:05		N2
Aliphatic (C05-C08)	ND	ug/L	50.0	50.0	1		07/09/21 01:05		N2
Aliphatic(C09-C12) Adjusted	ND	ug/L	50.0	50.0	1		07/09/21 01:05		N2
Aromatic (C09-C10)	ND	ug/L	50.0	50.0	1		07/09/21 01:05		N2
Surrogates									
4-Bromofluorobenzene (FID) (S)	104	%	70-130		1		07/09/21 01:05	460-00-4	
4-Bromofluorobenzene (PID) (S)	100	%	70-130		1		07/09/21 01:05	460-00-4	
6200B MSV	Analytical Method: SM 6200B Pace Analytical Services - Charlotte								
Benzene	ND	ug/L	0.50	0.34	1		07/09/21 00:23	71-43-2	
Bromobenzene	ND	ug/L	0.50	0.29	1		07/09/21 00:23	108-86-1	
Bromochloromethane	ND	ug/L	0.50	0.47	1		07/09/21 00:23	74-97-5	
Bromodichloromethane	ND	ug/L	0.50	0.31	1		07/09/21 00:23	75-27-4	
Bromoform	ND	ug/L	0.50	0.34	1		07/09/21 00:23	75-25-2	
Bromomethane	ND	ug/L	5.0	1.7	1		07/09/21 00:23	74-83-9	
n-Butylbenzene	ND	ug/L	0.50	0.49	1		07/09/21 00:23	104-51-8	
sec-Butylbenzene	ND	ug/L	0.50	0.40	1		07/09/21 00:23	135-98-8	
tert-Butylbenzene	ND	ug/L	0.50	0.32	1		07/09/21 00:23	98-06-6	
Carbon tetrachloride	ND	ug/L	0.50	0.33	1		07/09/21 00:23	56-23-5	
Chlorobenzene	ND	ug/L	0.50	0.28	1		07/09/21 00:23	108-90-7	
Chloroethane	ND	ug/L	1.0	0.65	1		07/09/21 00:23	75-00-3	
Chloroform	ND	ug/L	0.50	0.35	1		07/09/21 00:23	67-66-3	
Chloromethane	ND	ug/L	1.0	0.54	1		07/09/21 00:23	74-87-3	
2-Chlorotoluene	ND	ug/L	0.50	0.32	1		07/09/21 00:23	95-49-8	
4-Chlorotoluene	ND	ug/L	0.50	0.32	1		07/09/21 00:23	106-43-4	
1,2-Dibromo-3-chloropropane	ND	ug/L	1.0	0.34	1		07/09/21 00:23	96-12-8	
Dibromochloromethane	ND	ug/L	0.50	0.36	1		07/09/21 00:23	124-48-1	
1,2-Dibromoethane (EDB)	ND	ug/L	0.50	0.27	1		07/09/21 00:23	106-93-4	
Dibromomethane	ND	ug/L	0.50	0.39	1		07/09/21 00:23	74-95-3	
1,2-Dichlorobenzene	ND	ug/L	0.50	0.34	1		07/09/21 00:23	95-50-1	
1,3-Dichlorobenzene	ND	ug/L	0.50	0.34	1		07/09/21 00:23	541-73-1	
1,4-Dichlorobenzene	ND	ug/L	0.50	0.33	1		07/09/21 00:23	106-46-7	
Dichlorodifluoromethane	ND	ug/L	0.50	0.35	1		07/09/21 00:23	75-71-8	
1,1-Dichloroethane	ND	ug/L	0.50	0.37	1		07/09/21 00:23	75-34-3	
1,2-Dichloroethane	ND	ug/L	0.50	0.32	1		07/09/21 00:23	107-06-2	
1,1-Dichloroethene	ND	ug/L	0.50	0.35	1		07/09/21 00:23	75-35-4	
cis-1,2-Dichloroethene	ND	ug/L	0.50	0.38	1		07/09/21 00:23	156-59-2	
trans-1,2-Dichloroethene	ND	ug/L	0.50	0.40	1		07/09/21 00:23	156-60-5	
1,2-Dichloropropane	ND	ug/L	0.50	0.36	1		07/09/21 00:23	78-87-5	
1,3-Dichloropropane	ND	ug/L	0.50	0.28	1		07/09/21 00:23	142-28-9	
2,2-Dichloropropane	ND	ug/L	0.50	0.39	1		07/09/21 00:23	594-20-7	
1,1-Dichloropropene	ND	ug/L	0.50	0.43	1		07/09/21 00:23	563-58-6	
cis-1,3-Dichloropropene	ND	ug/L	0.50	0.36	1		07/09/21 00:23	10061-01-5	
trans-1,3-Dichloropropene	ND	ug/L	0.50	0.36	1		07/09/21 00:23	10061-02-6	

REPORT OF LABORATORY ANALYSIS

This report shall not be reproduced, except in full,
without the written consent of Pace Analytical Services, LLC.

Pace Analytical Services, LLC
9800 Kincey Ave. Suite 100
Huntersville, NC 28078
(704)875-9092

ANALYTICAL RESULTS

Project: CPC Huntersville (7/7/21)
Pace Project No.: 92548170

Sample: EB-1-20210707 **Lab ID: 92548170008** Collected: 07/07/21 16:30 Received: 07/07/21 17:18 Matrix: Water

Parameters	Results	Units	Report Limit	MDL	DF	Prepared	Analyzed	CAS No.	Qual
6200B MSV	Analytical Method: SM 6200B Pace Analytical Services - Charlotte								
Diisopropyl ether	ND	ug/L	0.50	0.31	1		07/09/21 00:23	108-20-3	
Ethylbenzene	ND	ug/L	0.50	0.30	1		07/09/21 00:23	100-41-4	
Hexachloro-1,3-butadiene	ND	ug/L	2.0	1.5	1		07/09/21 00:23	87-68-3	
Isopropylbenzene (Cumene)	ND	ug/L	0.50	0.33	1		07/09/21 00:23	98-82-8	
Methylene Chloride	ND	ug/L	2.0	2.0	1		07/09/21 00:23	75-09-2	
Methyl-tert-butyl ether	ND	ug/L	0.50	0.42	1		07/09/21 00:23	1634-04-4	
Naphthalene	ND	ug/L	2.0	0.64	1		07/09/21 00:23	91-20-3	
n-Propylbenzene	ND	ug/L	0.50	0.34	1		07/09/21 00:23	103-65-1	
Styrene	ND	ug/L	0.50	0.29	1		07/09/21 00:23	100-42-5	
1,1,1,2-Tetrachloroethane	ND	ug/L	0.50	0.31	1		07/09/21 00:23	630-20-6	
1,1,2,2-Tetrachloroethane	ND	ug/L	0.50	0.22	1		07/09/21 00:23	79-34-5	
Tetrachloroethene	ND	ug/L	0.50	0.29	1		07/09/21 00:23	127-18-4	
Toluene	ND	ug/L	0.50	0.48	1		07/09/21 00:23	108-88-3	
1,2,3-Trichlorobenzene	ND	ug/L	2.0	0.81	1		07/09/21 00:23	87-61-6	
1,2,4-Trichlorobenzene	ND	ug/L	2.0	0.64	1		07/09/21 00:23	120-82-1	
1,1,1-Trichloroethane	ND	ug/L	0.50	0.33	1		07/09/21 00:23	71-55-6	
1,1,2-Trichloroethane	ND	ug/L	0.50	0.32	1		07/09/21 00:23	79-00-5	
Trichloroethene	ND	ug/L	0.50	0.38	1		07/09/21 00:23	79-01-6	
Trichlorofluoromethane	ND	ug/L	1.0	0.30	1		07/09/21 00:23	75-69-4	
1,2,3-Trichloropropane	ND	ug/L	0.50	0.26	1		07/09/21 00:23	96-18-4	
1,2,4-Trimethylbenzene	ND	ug/L	0.50	0.50	1		07/09/21 00:23	95-63-6	
1,3,5-Trimethylbenzene	ND	ug/L	0.50	0.33	1		07/09/21 00:23	108-67-8	
Vinyl chloride	ND	ug/L	1.0	0.39	1		07/09/21 00:23	75-01-4	
m&p-Xylene	ND	ug/L	1.0	0.71	1		07/09/21 00:23	179601-23-1	
o-Xylene	ND	ug/L	0.50	0.34	1		07/09/21 00:23	95-47-6	
Surrogates									
1,2-Dichloroethane-d4 (S)	104	%	70-130		1		07/09/21 00:23	17060-07-0	
4-Bromofluorobenzene (S)	97	%	70-130		1		07/09/21 00:23	460-00-4	
Toluene-d8 (S)	100	%	70-130		1		07/09/21 00:23	2037-26-5	

REPORT OF LABORATORY ANALYSIS

This report shall not be reproduced, except in full,
without the written consent of Pace Analytical Services, LLC.

Pace Analytical Services, LLC
9800 Kincey Ave. Suite 100
Huntersville, NC 28078
(704)875-9092

ANALYTICAL RESULTS

Project: CPC Huntersville (7/7/21)
Pace Project No.: 92548170

Sample: Trip Blank **Lab ID: 92548170009** Collected: 07/07/21 00:00 Received: 07/07/21 17:18 Matrix: Water

Parameters	Results	Units	Report Limit	MDL	DF	Prepared	Analyzed	CAS No.	Qual
6200B MSV	Analytical Method: SM 6200B Pace Analytical Services - Charlotte								
Benzene	ND	ug/L	0.50	0.34	1		07/09/21 01:19	71-43-2	
Bromobenzene	ND	ug/L	0.50	0.29	1		07/09/21 01:19	108-86-1	
Bromochloromethane	ND	ug/L	0.50	0.47	1		07/09/21 01:19	74-97-5	
Bromodichloromethane	ND	ug/L	0.50	0.31	1		07/09/21 01:19	75-27-4	
Bromoform	ND	ug/L	0.50	0.34	1		07/09/21 01:19	75-25-2	
Bromomethane	ND	ug/L	5.0	1.7	1		07/09/21 01:19	74-83-9	
n-Butylbenzene	ND	ug/L	0.50	0.49	1		07/09/21 01:19	104-51-8	
sec-Butylbenzene	ND	ug/L	0.50	0.40	1		07/09/21 01:19	135-98-8	
tert-Butylbenzene	ND	ug/L	0.50	0.32	1		07/09/21 01:19	98-06-6	
Carbon tetrachloride	ND	ug/L	0.50	0.33	1		07/09/21 01:19	56-23-5	
Chlorobenzene	ND	ug/L	0.50	0.28	1		07/09/21 01:19	108-90-7	
Chloroethane	ND	ug/L	1.0	0.65	1		07/09/21 01:19	75-00-3	
Chloroform	ND	ug/L	0.50	0.35	1		07/09/21 01:19	67-66-3	
Chloromethane	ND	ug/L	1.0	0.54	1		07/09/21 01:19	74-87-3	
2-Chlorotoluene	ND	ug/L	0.50	0.32	1		07/09/21 01:19	95-49-8	
4-Chlorotoluene	ND	ug/L	0.50	0.32	1		07/09/21 01:19	106-43-4	
1,2-Dibromo-3-chloropropane	ND	ug/L	1.0	0.34	1		07/09/21 01:19	96-12-8	
Dibromochloromethane	ND	ug/L	0.50	0.36	1		07/09/21 01:19	124-48-1	
1,2-Dibromoethane (EDB)	ND	ug/L	0.50	0.27	1		07/09/21 01:19	106-93-4	
Dibromomethane	ND	ug/L	0.50	0.39	1		07/09/21 01:19	74-95-3	
1,2-Dichlorobenzene	ND	ug/L	0.50	0.34	1		07/09/21 01:19	95-50-1	
1,3-Dichlorobenzene	ND	ug/L	0.50	0.34	1		07/09/21 01:19	541-73-1	
1,4-Dichlorobenzene	ND	ug/L	0.50	0.33	1		07/09/21 01:19	106-46-7	
Dichlorodifluoromethane	ND	ug/L	0.50	0.35	1		07/09/21 01:19	75-71-8	
1,1-Dichloroethane	ND	ug/L	0.50	0.37	1		07/09/21 01:19	75-34-3	
1,2-Dichloroethane	ND	ug/L	0.50	0.32	1		07/09/21 01:19	107-06-2	
1,1-Dichloroethene	ND	ug/L	0.50	0.35	1		07/09/21 01:19	75-35-4	
cis-1,2-Dichloroethene	ND	ug/L	0.50	0.38	1		07/09/21 01:19	156-59-2	
trans-1,2-Dichloroethene	ND	ug/L	0.50	0.40	1		07/09/21 01:19	156-60-5	
1,2-Dichloropropane	ND	ug/L	0.50	0.36	1		07/09/21 01:19	78-87-5	
1,3-Dichloropropane	ND	ug/L	0.50	0.28	1		07/09/21 01:19	142-28-9	
2,2-Dichloropropane	ND	ug/L	0.50	0.39	1		07/09/21 01:19	594-20-7	
1,1-Dichloropropene	ND	ug/L	0.50	0.43	1		07/09/21 01:19	563-58-6	
cis-1,3-Dichloropropene	ND	ug/L	0.50	0.36	1		07/09/21 01:19	10061-01-5	
trans-1,3-Dichloropropene	ND	ug/L	0.50	0.36	1		07/09/21 01:19	10061-02-6	
Diisopropyl ether	ND	ug/L	0.50	0.31	1		07/09/21 01:19	108-20-3	
Ethylbenzene	ND	ug/L	0.50	0.30	1		07/09/21 01:19	100-41-4	
Hexachloro-1,3-butadiene	ND	ug/L	2.0	1.5	1		07/09/21 01:19	87-68-3	
Isopropylbenzene (Cumene)	ND	ug/L	0.50	0.33	1		07/09/21 01:19	98-82-8	
Methylene Chloride	ND	ug/L	2.0	2.0	1		07/09/21 01:19	75-09-2	
Methyl-tert-butyl ether	ND	ug/L	0.50	0.42	1		07/09/21 01:19	1634-04-4	
Naphthalene	ND	ug/L	2.0	0.64	1		07/09/21 01:19	91-20-3	
n-Propylbenzene	ND	ug/L	0.50	0.34	1		07/09/21 01:19	103-65-1	
Styrene	ND	ug/L	0.50	0.29	1		07/09/21 01:19	100-42-5	
1,1,1,2-Tetrachloroethane	ND	ug/L	0.50	0.31	1		07/09/21 01:19	630-20-6	

REPORT OF LABORATORY ANALYSIS

This report shall not be reproduced, except in full,
without the written consent of Pace Analytical Services, LLC.

Pace Analytical Services, LLC
9800 Kincey Ave. Suite 100
Huntersville, NC 28078
(704)875-9092

ANALYTICAL RESULTS

Project: CPC Huntersville (7/7/21)
Pace Project No.: 92548170

Sample: Trip Blank **Lab ID: 92548170009** Collected: 07/07/21 00:00 Received: 07/07/21 17:18 Matrix: Water

Parameters	Results	Units	Report Limit	MDL	DF	Prepared	Analyzed	CAS No.	Qual
6200B MSV	Analytical Method: SM 6200B Pace Analytical Services - Charlotte								
1,1,2,2-Tetrachloroethane	ND	ug/L	0.50	0.22	1		07/09/21 01:19	79-34-5	
Tetrachloroethene	ND	ug/L	0.50	0.29	1		07/09/21 01:19	127-18-4	
Toluene	ND	ug/L	0.50	0.48	1		07/09/21 01:19	108-88-3	
1,2,3-Trichlorobenzene	ND	ug/L	2.0	0.81	1		07/09/21 01:19	87-61-6	
1,2,4-Trichlorobenzene	ND	ug/L	2.0	0.64	1		07/09/21 01:19	120-82-1	
1,1,1-Trichloroethane	ND	ug/L	0.50	0.33	1		07/09/21 01:19	71-55-6	
1,1,2-Trichloroethane	ND	ug/L	0.50	0.32	1		07/09/21 01:19	79-00-5	
Trichloroethene	ND	ug/L	0.50	0.38	1		07/09/21 01:19	79-01-6	
Trichlorofluoromethane	ND	ug/L	1.0	0.30	1		07/09/21 01:19	75-69-4	
1,2,3-Trichloropropane	ND	ug/L	0.50	0.26	1		07/09/21 01:19	96-18-4	
1,2,4-Trimethylbenzene	ND	ug/L	0.50	0.50	1		07/09/21 01:19	95-63-6	
1,3,5-Trimethylbenzene	ND	ug/L	0.50	0.33	1		07/09/21 01:19	108-67-8	
Vinyl chloride	ND	ug/L	1.0	0.39	1		07/09/21 01:19	75-01-4	
m&p-Xylene	ND	ug/L	1.0	0.71	1		07/09/21 01:19	179601-23-1	
o-Xylene	ND	ug/L	0.50	0.34	1		07/09/21 01:19	95-47-6	
Surrogates									
1,2-Dichloroethane-d4 (S)	107	%	70-130		1		07/09/21 01:19	17060-07-0	
4-Bromofluorobenzene (S)	98	%	70-130		1		07/09/21 01:19	460-00-4	
Toluene-d8 (S)	100	%	70-130		1		07/09/21 01:19	2037-26-5	

REPORT OF LABORATORY ANALYSIS

This report shall not be reproduced, except in full,
without the written consent of Pace Analytical Services, LLC.

Pace Analytical Services, LLC
9800 Kincey Ave. Suite 100
Huntersville, NC 28078
(704)875-9092

ANALYTICAL RESULTS

Project: CPC Huntersville (7/7/21)
Pace Project No.: 92548170

Sample: Trip Blank **Lab ID: 92548170010** Collected: 07/07/21 00:00 Received: 07/07/21 17:18 Matrix: Water

Parameters	Results	Units	Report Limit	MDL	DF	Prepared	Analyzed	CAS No.	Qual
6200B MSV	Analytical Method: SM 6200B Pace Analytical Services - Charlotte								
Benzene	ND	ug/L	0.50	0.34	1		07/09/21 01:37	71-43-2	
Bromobenzene	ND	ug/L	0.50	0.29	1		07/09/21 01:37	108-86-1	
Bromochloromethane	ND	ug/L	0.50	0.47	1		07/09/21 01:37	74-97-5	
Bromodichloromethane	ND	ug/L	0.50	0.31	1		07/09/21 01:37	75-27-4	
Bromoform	ND	ug/L	0.50	0.34	1		07/09/21 01:37	75-25-2	
Bromomethane	ND	ug/L	5.0	1.7	1		07/09/21 01:37	74-83-9	
n-Butylbenzene	ND	ug/L	0.50	0.49	1		07/09/21 01:37	104-51-8	
sec-Butylbenzene	ND	ug/L	0.50	0.40	1		07/09/21 01:37	135-98-8	
tert-Butylbenzene	ND	ug/L	0.50	0.32	1		07/09/21 01:37	98-06-6	
Carbon tetrachloride	ND	ug/L	0.50	0.33	1		07/09/21 01:37	56-23-5	
Chlorobenzene	ND	ug/L	0.50	0.28	1		07/09/21 01:37	108-90-7	
Chloroethane	ND	ug/L	1.0	0.65	1		07/09/21 01:37	75-00-3	
Chloroform	ND	ug/L	0.50	0.35	1		07/09/21 01:37	67-66-3	
Chloromethane	ND	ug/L	1.0	0.54	1		07/09/21 01:37	74-87-3	
2-Chlorotoluene	ND	ug/L	0.50	0.32	1		07/09/21 01:37	95-49-8	
4-Chlorotoluene	ND	ug/L	0.50	0.32	1		07/09/21 01:37	106-43-4	
1,2-Dibromo-3-chloropropane	ND	ug/L	1.0	0.34	1		07/09/21 01:37	96-12-8	
Dibromochloromethane	ND	ug/L	0.50	0.36	1		07/09/21 01:37	124-48-1	
1,2-Dibromoethane (EDB)	ND	ug/L	0.50	0.27	1		07/09/21 01:37	106-93-4	
Dibromomethane	ND	ug/L	0.50	0.39	1		07/09/21 01:37	74-95-3	
1,2-Dichlorobenzene	ND	ug/L	0.50	0.34	1		07/09/21 01:37	95-50-1	
1,3-Dichlorobenzene	ND	ug/L	0.50	0.34	1		07/09/21 01:37	541-73-1	
1,4-Dichlorobenzene	ND	ug/L	0.50	0.33	1		07/09/21 01:37	106-46-7	
Dichlorodifluoromethane	ND	ug/L	0.50	0.35	1		07/09/21 01:37	75-71-8	
1,1-Dichloroethane	ND	ug/L	0.50	0.37	1		07/09/21 01:37	75-34-3	
1,2-Dichloroethane	ND	ug/L	0.50	0.32	1		07/09/21 01:37	107-06-2	
1,1-Dichloroethene	ND	ug/L	0.50	0.35	1		07/09/21 01:37	75-35-4	
cis-1,2-Dichloroethene	ND	ug/L	0.50	0.38	1		07/09/21 01:37	156-59-2	
trans-1,2-Dichloroethene	ND	ug/L	0.50	0.40	1		07/09/21 01:37	156-60-5	
1,2-Dichloropropane	ND	ug/L	0.50	0.36	1		07/09/21 01:37	78-87-5	
1,3-Dichloropropane	ND	ug/L	0.50	0.28	1		07/09/21 01:37	142-28-9	
2,2-Dichloropropane	ND	ug/L	0.50	0.39	1		07/09/21 01:37	594-20-7	
1,1-Dichloropropene	ND	ug/L	0.50	0.43	1		07/09/21 01:37	563-58-6	
cis-1,3-Dichloropropene	ND	ug/L	0.50	0.36	1		07/09/21 01:37	10061-01-5	
trans-1,3-Dichloropropene	ND	ug/L	0.50	0.36	1		07/09/21 01:37	10061-02-6	
Diisopropyl ether	ND	ug/L	0.50	0.31	1		07/09/21 01:37	108-20-3	
Ethylbenzene	ND	ug/L	0.50	0.30	1		07/09/21 01:37	100-41-4	
Hexachloro-1,3-butadiene	ND	ug/L	2.0	1.5	1		07/09/21 01:37	87-68-3	
Isopropylbenzene (Cumene)	ND	ug/L	0.50	0.33	1		07/09/21 01:37	98-82-8	
Methylene Chloride	ND	ug/L	2.0	2.0	1		07/09/21 01:37	75-09-2	
Methyl-tert-butyl ether	ND	ug/L	0.50	0.42	1		07/09/21 01:37	1634-04-4	
Naphthalene	ND	ug/L	2.0	0.64	1		07/09/21 01:37	91-20-3	
n-Propylbenzene	ND	ug/L	0.50	0.34	1		07/09/21 01:37	103-65-1	
Styrene	ND	ug/L	0.50	0.29	1		07/09/21 01:37	100-42-5	
1,1,1,2-Tetrachloroethane	ND	ug/L	0.50	0.31	1		07/09/21 01:37	630-20-6	

REPORT OF LABORATORY ANALYSIS

This report shall not be reproduced, except in full,
without the written consent of Pace Analytical Services, LLC.

Pace Analytical Services, LLC
9800 Kincey Ave. Suite 100
Huntersville, NC 28078
(704)875-9092

ANALYTICAL RESULTS

Project: CPC Huntersville (7/7/21)
Pace Project No.: 92548170

Sample: Trip Blank **Lab ID: 92548170010** Collected: 07/07/21 00:00 Received: 07/07/21 17:18 Matrix: Water

Parameters	Results	Units	Report Limit	MDL	DF	Prepared	Analyzed	CAS No.	Qual
6200B MSV	Analytical Method: SM 6200B Pace Analytical Services - Charlotte								
1,1,2,2-Tetrachloroethane	ND	ug/L	0.50	0.22	1		07/09/21 01:37	79-34-5	
Tetrachloroethene	ND	ug/L	0.50	0.29	1		07/09/21 01:37	127-18-4	
Toluene	ND	ug/L	0.50	0.48	1		07/09/21 01:37	108-88-3	
1,2,3-Trichlorobenzene	ND	ug/L	2.0	0.81	1		07/09/21 01:37	87-61-6	
1,2,4-Trichlorobenzene	ND	ug/L	2.0	0.64	1		07/09/21 01:37	120-82-1	
1,1,1-Trichloroethane	ND	ug/L	0.50	0.33	1		07/09/21 01:37	71-55-6	
1,1,2-Trichloroethane	ND	ug/L	0.50	0.32	1		07/09/21 01:37	79-00-5	
Trichloroethene	ND	ug/L	0.50	0.38	1		07/09/21 01:37	79-01-6	
Trichlorofluoromethane	ND	ug/L	1.0	0.30	1		07/09/21 01:37	75-69-4	
1,2,3-Trichloropropane	ND	ug/L	0.50	0.26	1		07/09/21 01:37	96-18-4	
1,2,4-Trimethylbenzene	ND	ug/L	0.50	0.50	1		07/09/21 01:37	95-63-6	
1,3,5-Trimethylbenzene	ND	ug/L	0.50	0.33	1		07/09/21 01:37	108-67-8	
Vinyl chloride	ND	ug/L	1.0	0.39	1		07/09/21 01:37	75-01-4	
m&p-Xylene	ND	ug/L	1.0	0.71	1		07/09/21 01:37	179601-23-1	
o-Xylene	ND	ug/L	0.50	0.34	1		07/09/21 01:37	95-47-6	
Surrogates									
1,2-Dichloroethane-d4 (S)	112	%	70-130		1		07/09/21 01:37	17060-07-0	
4-Bromofluorobenzene (S)	101	%	70-130		1		07/09/21 01:37	460-00-4	
Toluene-d8 (S)	99	%	70-130		1		07/09/21 01:37	2037-26-5	

REPORT OF LABORATORY ANALYSIS

This report shall not be reproduced, except in full,
without the written consent of Pace Analytical Services, LLC.

Pace Analytical Services, LLC
9800 Kincey Ave. Suite 100
Huntersville, NC 28078
(704)875-9092

ANALYTICAL RESULTS

Project: CPC Huntersville (7/7/21)
Pace Project No.: 92548170

Sample: MW-16 **Lab ID: 92548170011** Collected: 07/07/21 12:50 Received: 07/07/21 17:18 Matrix: Water

Parameters	Results	Units	Report Limit	MDL	DF	Prepared	Analyzed	CAS No.	Qual
VPH NC Water	Analytical Method: MADEP VPH Pace Analytical Services - Charlotte								
Total VPH (C5-C12)	ND	ug/L	50.0	50.0	1		07/09/21 01:34		N2
Aliphatic (C05-C08)	ND	ug/L	50.0	50.0	1		07/09/21 01:34		N2
Aliphatic(C09-C12) Adjusted	ND	ug/L	50.0	50.0	1		07/09/21 01:34		N2
Aromatic (C09-C10)	ND	ug/L	50.0	50.0	1		07/09/21 01:34		N2
Surrogates									
4-Bromofluorobenzene (FID) (S)	105	%	70-130		1		07/09/21 01:34	460-00-4	
4-Bromofluorobenzene (PID) (S)	100	%	70-130		1		07/09/21 01:34	460-00-4	
6010 MET ICP	Analytical Method: EPA 6010D Preparation Method: EPA 3010A Pace Analytical Services - Asheville								
Lead	ND	ug/L	5.0	4.5	1	07/08/21 15:24	07/09/21 07:39	7439-92-1	
6200B MSV	Analytical Method: SM 6200B Pace Analytical Services - Charlotte								
Benzene	ND	ug/L	0.50	0.34	1		07/09/21 01:55	71-43-2	
Bromobenzene	ND	ug/L	0.50	0.29	1		07/09/21 01:55	108-86-1	
Bromochloromethane	ND	ug/L	0.50	0.47	1		07/09/21 01:55	74-97-5	
Bromodichloromethane	ND	ug/L	0.50	0.31	1		07/09/21 01:55	75-27-4	
Bromoform	ND	ug/L	0.50	0.34	1		07/09/21 01:55	75-25-2	
Bromomethane	ND	ug/L	5.0	1.7	1		07/09/21 01:55	74-83-9	
n-Butylbenzene	ND	ug/L	0.50	0.49	1		07/09/21 01:55	104-51-8	
sec-Butylbenzene	ND	ug/L	0.50	0.40	1		07/09/21 01:55	135-98-8	
tert-Butylbenzene	ND	ug/L	0.50	0.32	1		07/09/21 01:55	98-06-6	
Carbon tetrachloride	ND	ug/L	0.50	0.33	1		07/09/21 01:55	56-23-5	
Chlorobenzene	ND	ug/L	0.50	0.28	1		07/09/21 01:55	108-90-7	
Chloroethane	ND	ug/L	1.0	0.65	1		07/09/21 01:55	75-00-3	
Chloroform	ND	ug/L	0.50	0.35	1		07/09/21 01:55	67-66-3	
Chloromethane	ND	ug/L	1.0	0.54	1		07/09/21 01:55	74-87-3	
2-Chlorotoluene	ND	ug/L	0.50	0.32	1		07/09/21 01:55	95-49-8	
4-Chlorotoluene	ND	ug/L	0.50	0.32	1		07/09/21 01:55	106-43-4	
1,2-Dibromo-3-chloropropane	ND	ug/L	1.0	0.34	1		07/09/21 01:55	96-12-8	
Dibromochloromethane	ND	ug/L	0.50	0.36	1		07/09/21 01:55	124-48-1	
1,2-Dibromoethane (EDB)	ND	ug/L	0.50	0.27	1		07/09/21 01:55	106-93-4	
Dibromomethane	ND	ug/L	0.50	0.39	1		07/09/21 01:55	74-95-3	
1,2-Dichlorobenzene	ND	ug/L	0.50	0.34	1		07/09/21 01:55	95-50-1	
1,3-Dichlorobenzene	ND	ug/L	0.50	0.34	1		07/09/21 01:55	541-73-1	
1,4-Dichlorobenzene	ND	ug/L	0.50	0.33	1		07/09/21 01:55	106-46-7	
Dichlorodifluoromethane	ND	ug/L	0.50	0.35	1		07/09/21 01:55	75-71-8	
1,1-Dichloroethane	ND	ug/L	0.50	0.37	1		07/09/21 01:55	75-34-3	
1,2-Dichloroethane	ND	ug/L	0.50	0.32	1		07/09/21 01:55	107-06-2	
1,1-Dichloroethene	ND	ug/L	0.50	0.35	1		07/09/21 01:55	75-35-4	
cis-1,2-Dichloroethene	ND	ug/L	0.50	0.38	1		07/09/21 01:55	156-59-2	
trans-1,2-Dichloroethene	ND	ug/L	0.50	0.40	1		07/09/21 01:55	156-60-5	
1,2-Dichloropropane	ND	ug/L	0.50	0.36	1		07/09/21 01:55	78-87-5	
1,3-Dichloropropane	ND	ug/L	0.50	0.28	1		07/09/21 01:55	142-28-9	

REPORT OF LABORATORY ANALYSIS

This report shall not be reproduced, except in full,
without the written consent of Pace Analytical Services, LLC.

Pace Analytical Services, LLC
9800 Kincey Ave. Suite 100
Huntersville, NC 28078
(704)875-9092

ANALYTICAL RESULTS

Project: CPC Huntersville (7/7/21)
Pace Project No.: 92548170

Sample: MW-16 **Lab ID: 92548170011** Collected: 07/07/21 12:50 Received: 07/07/21 17:18 Matrix: Water

Parameters	Results	Units	Report Limit	MDL	DF	Prepared	Analyzed	CAS No.	Qual
6200B MSV	Analytical Method: SM 6200B Pace Analytical Services - Charlotte								
2,2-Dichloropropane	ND	ug/L	0.50	0.39	1		07/09/21 01:55	594-20-7	M1
1,1-Dichloropropene	ND	ug/L	0.50	0.43	1		07/09/21 01:55	563-58-6	
cis-1,3-Dichloropropene	ND	ug/L	0.50	0.36	1		07/09/21 01:55	10061-01-5	
trans-1,3-Dichloropropene	ND	ug/L	0.50	0.36	1		07/09/21 01:55	10061-02-6	
Diisopropyl ether	ND	ug/L	0.50	0.31	1		07/09/21 01:55	108-20-3	
Ethylbenzene	ND	ug/L	0.50	0.30	1		07/09/21 01:55	100-41-4	
Hexachloro-1,3-butadiene	ND	ug/L	2.0	1.5	1		07/09/21 01:55	87-68-3	
Isopropylbenzene (Cumene)	ND	ug/L	0.50	0.33	1		07/09/21 01:55	98-82-8	
Methylene Chloride	ND	ug/L	2.0	2.0	1		07/09/21 01:55	75-09-2	
Methyl-tert-butyl ether	ND	ug/L	0.50	0.42	1		07/09/21 01:55	1634-04-4	
Naphthalene	ND	ug/L	2.0	0.64	1		07/09/21 01:55	91-20-3	
n-Propylbenzene	ND	ug/L	0.50	0.34	1		07/09/21 01:55	103-65-1	
Styrene	ND	ug/L	0.50	0.29	1		07/09/21 01:55	100-42-5	
1,1,1,2-Tetrachloroethane	ND	ug/L	0.50	0.31	1		07/09/21 01:55	630-20-6	
1,1,2,2-Tetrachloroethane	ND	ug/L	0.50	0.22	1		07/09/21 01:55	79-34-5	
Tetrachloroethene	ND	ug/L	0.50	0.29	1		07/09/21 01:55	127-18-4	
Toluene	ND	ug/L	0.50	0.48	1		07/09/21 01:55	108-88-3	
1,2,3-Trichlorobenzene	ND	ug/L	2.0	0.81	1		07/09/21 01:55	87-61-6	
1,2,4-Trichlorobenzene	ND	ug/L	2.0	0.64	1		07/09/21 01:55	120-82-1	
1,1,1-Trichloroethane	ND	ug/L	0.50	0.33	1		07/09/21 01:55	71-55-6	
1,1,2-Trichloroethane	ND	ug/L	0.50	0.32	1		07/09/21 01:55	79-00-5	
Trichloroethene	ND	ug/L	0.50	0.38	1		07/09/21 01:55	79-01-6	
Trichlorofluoromethane	ND	ug/L	1.0	0.30	1		07/09/21 01:55	75-69-4	
1,2,3-Trichloropropane	ND	ug/L	0.50	0.26	1		07/09/21 01:55	96-18-4	
1,2,4-Trimethylbenzene	ND	ug/L	0.50	0.50	1		07/09/21 01:55	95-63-6	
1,3,5-Trimethylbenzene	ND	ug/L	0.50	0.33	1		07/09/21 01:55	108-67-8	
Vinyl chloride	ND	ug/L	1.0	0.39	1		07/09/21 01:55	75-01-4	
m&p-Xylene	ND	ug/L	1.0	0.71	1		07/09/21 01:55	179601-23-1	
o-Xylene	ND	ug/L	0.50	0.34	1		07/09/21 01:55	95-47-6	
Surrogates									
1,2-Dichloroethane-d4 (S)	108	%	70-130		1		07/09/21 01:55	17060-07-0	
4-Bromofluorobenzene (S)	101	%	70-130		1		07/09/21 01:55	460-00-4	
Toluene-d8 (S)	101	%	70-130		1		07/09/21 01:55	2037-26-5	

REPORT OF LABORATORY ANALYSIS

This report shall not be reproduced, except in full,
without the written consent of Pace Analytical Services, LLC.

Pace Analytical Services, LLC
9800 Kincey Ave. Suite 100
Huntersville, NC 28078
(704)875-9092

ANALYTICAL RESULTS

Project: CPC Huntersville (7/7/21)
Pace Project No.: 92548170

Sample: MW-17 **Lab ID: 92548170012** Collected: 07/07/21 15:20 Received: 07/07/21 17:18 Matrix: Water

Parameters	Results	Units	Report Limit	MDL	DF	Prepared	Analyzed	CAS No.	Qual
VPH NC Water	Analytical Method: MADEP VPH Pace Analytical Services - Charlotte								
Total VPH (C5-C12)	ND	ug/L	50.0	50.0	1		07/09/21 03:28		N2
Aliphatic (C05-C08)	ND	ug/L	50.0	50.0	1		07/09/21 03:28		N2
Aliphatic(C09-C12) Adjusted	ND	ug/L	50.0	50.0	1		07/09/21 03:28		N2
Aromatic (C09-C10)	ND	ug/L	50.0	50.0	1		07/09/21 03:28		N2
Surrogates									
4-Bromofluorobenzene (FID) (S)	108	%	70-130		1		07/09/21 03:28	460-00-4	
4-Bromofluorobenzene (PID) (S)	104	%	70-130		1		07/09/21 03:28	460-00-4	
6010 MET ICP	Analytical Method: EPA 6010D Preparation Method: EPA 3010A Pace Analytical Services - Asheville								
Lead	ND	ug/L	5.0	4.5	1	07/08/21 15:24	07/09/21 07:42	7439-92-1	
6200B MSV	Analytical Method: SM 6200B Pace Analytical Services - Charlotte								
Benzene	ND	ug/L	0.50	0.34	1		07/09/21 02:13	71-43-2	
Bromobenzene	ND	ug/L	0.50	0.29	1		07/09/21 02:13	108-86-1	
Bromochloromethane	ND	ug/L	0.50	0.47	1		07/09/21 02:13	74-97-5	
Bromodichloromethane	ND	ug/L	0.50	0.31	1		07/09/21 02:13	75-27-4	
Bromoform	ND	ug/L	0.50	0.34	1		07/09/21 02:13	75-25-2	
Bromomethane	ND	ug/L	5.0	1.7	1		07/09/21 02:13	74-83-9	
n-Butylbenzene	ND	ug/L	0.50	0.49	1		07/09/21 02:13	104-51-8	
sec-Butylbenzene	ND	ug/L	0.50	0.40	1		07/09/21 02:13	135-98-8	
tert-Butylbenzene	ND	ug/L	0.50	0.32	1		07/09/21 02:13	98-06-6	
Carbon tetrachloride	ND	ug/L	0.50	0.33	1		07/09/21 02:13	56-23-5	
Chlorobenzene	ND	ug/L	0.50	0.28	1		07/09/21 02:13	108-90-7	
Chloroethane	ND	ug/L	1.0	0.65	1		07/09/21 02:13	75-00-3	
Chloroform	**2.1**	ug/L	0.50	0.35	1		07/09/21 02:13	67-66-3	
Chloromethane	ND	ug/L	1.0	0.54	1		07/09/21 02:13	74-87-3	
2-Chlorotoluene	ND	ug/L	0.50	0.32	1		07/09/21 02:13	95-49-8	
4-Chlorotoluene	ND	ug/L	0.50	0.32	1		07/09/21 02:13	106-43-4	
1,2-Dibromo-3-chloropropane	ND	ug/L	1.0	0.34	1		07/09/21 02:13	96-12-8	
Dibromochloromethane	ND	ug/L	0.50	0.36	1		07/09/21 02:13	124-48-1	
1,2-Dibromoethane (EDB)	ND	ug/L	0.50	0.27	1		07/09/21 02:13	106-93-4	
Dibromomethane	ND	ug/L	0.50	0.39	1		07/09/21 02:13	74-95-3	
1,2-Dichlorobenzene	ND	ug/L	0.50	0.34	1		07/09/21 02:13	95-50-1	
1,3-Dichlorobenzene	ND	ug/L	0.50	0.34	1		07/09/21 02:13	541-73-1	
1,4-Dichlorobenzene	ND	ug/L	0.50	0.33	1		07/09/21 02:13	106-46-7	
Dichlorodifluoromethane	ND	ug/L	0.50	0.35	1		07/09/21 02:13	75-71-8	
1,1-Dichloroethane	ND	ug/L	0.50	0.37	1		07/09/21 02:13	75-34-3	
1,2-Dichloroethane	ND	ug/L	0.50	0.32	1		07/09/21 02:13	107-06-2	
1,1-Dichloroethene	ND	ug/L	0.50	0.35	1		07/09/21 02:13	75-35-4	
cis-1,2-Dichloroethene	ND	ug/L	0.50	0.38	1		07/09/21 02:13	156-59-2	
trans-1,2-Dichloroethene	ND	ug/L	0.50	0.40	1		07/09/21 02:13	156-60-5	
1,2-Dichloropropane	ND	ug/L	0.50	0.36	1		07/09/21 02:13	78-87-5	
1,3-Dichloropropane	ND	ug/L	0.50	0.28	1		07/09/21 02:13	142-28-9	

REPORT OF LABORATORY ANALYSIS

This report shall not be reproduced, except in full,
without the written consent of Pace Analytical Services, LLC.

Pace Analytical Services, LLC
9800 Kincey Ave. Suite 100
Huntersville, NC 28078
(704)875-9092

ANALYTICAL RESULTS

Project: CPC Huntersville (7/7/21)
Pace Project No.: 92548170

Sample: MW-17 **Lab ID: 92548170012** Collected: 07/07/21 15:20 Received: 07/07/21 17:18 Matrix: Water

Parameters	Results	Units	Report Limit	MDL	DF	Prepared	Analyzed	CAS No.	Qual
6200B MSV	Analytical Method: SM 6200B Pace Analytical Services - Charlotte								
2,2-Dichloropropane	ND	ug/L	0.50	0.39	1		07/09/21 02:13	594-20-7	
1,1-Dichloropropene	ND	ug/L	0.50	0.43	1		07/09/21 02:13	563-58-6	
cis-1,3-Dichloropropene	ND	ug/L	0.50	0.36	1		07/09/21 02:13	10061-01-5	
trans-1,3-Dichloropropene	ND	ug/L	0.50	0.36	1		07/09/21 02:13	10061-02-6	
Diisopropyl ether	ND	ug/L	0.50	0.31	1		07/09/21 02:13	108-20-3	
Ethylbenzene	ND	ug/L	0.50	0.30	1		07/09/21 02:13	100-41-4	
Hexachloro-1,3-butadiene	ND	ug/L	2.0	1.5	1		07/09/21 02:13	87-68-3	
Isopropylbenzene (Cumene)	ND	ug/L	0.50	0.33	1		07/09/21 02:13	98-82-8	
Methylene Chloride	ND	ug/L	2.0	2.0	1		07/09/21 02:13	75-09-2	
Methyl-tert-butyl ether	ND	ug/L	0.50	0.42	1		07/09/21 02:13	1634-04-4	
Naphthalene	ND	ug/L	2.0	0.64	1		07/09/21 02:13	91-20-3	
n-Propylbenzene	ND	ug/L	0.50	0.34	1		07/09/21 02:13	103-65-1	
Styrene	ND	ug/L	0.50	0.29	1		07/09/21 02:13	100-42-5	
1,1,1,2-Tetrachloroethane	ND	ug/L	0.50	0.31	1		07/09/21 02:13	630-20-6	
1,1,2,2-Tetrachloroethane	ND	ug/L	0.50	0.22	1		07/09/21 02:13	79-34-5	
Tetrachloroethene	**0.49J**	ug/L	0.50	0.29	1		07/09/21 02:13	127-18-4	
Toluene	ND	ug/L	0.50	0.48	1		07/09/21 02:13	108-88-3	
1,2,3-Trichlorobenzene	ND	ug/L	2.0	0.81	1		07/09/21 02:13	87-61-6	
1,2,4-Trichlorobenzene	ND	ug/L	2.0	0.64	1		07/09/21 02:13	120-82-1	
1,1,1-Trichloroethane	ND	ug/L	0.50	0.33	1		07/09/21 02:13	71-55-6	
1,1,2-Trichloroethane	ND	ug/L	0.50	0.32	1		07/09/21 02:13	79-00-5	
Trichloroethene	ND	ug/L	0.50	0.38	1		07/09/21 02:13	79-01-6	
Trichlorofluoromethane	ND	ug/L	1.0	0.30	1		07/09/21 02:13	75-69-4	
1,2,3-Trichloropropane	ND	ug/L	0.50	0.26	1		07/09/21 02:13	96-18-4	
1,2,4-Trimethylbenzene	ND	ug/L	0.50	0.50	1		07/09/21 02:13	95-63-6	
1,3,5-Trimethylbenzene	ND	ug/L	0.50	0.33	1		07/09/21 02:13	108-67-8	
Vinyl chloride	ND	ug/L	1.0	0.39	1		07/09/21 02:13	75-01-4	
m&p-Xylene	ND	ug/L	1.0	0.71	1		07/09/21 02:13	179601-23-1	
o-Xylene	ND	ug/L	0.50	0.34	1		07/09/21 02:13	95-47-6	
Surrogates									
1,2-Dichloroethane-d4 (S)	110	%	70-130		1		07/09/21 02:13	17060-07-0	
4-Bromofluorobenzene (S)	102	%	70-130		1		07/09/21 02:13	460-00-4	
Toluene-d8 (S)	98	%	70-130		1		07/09/21 02:13	2037-26-5	

REPORT OF LABORATORY ANALYSIS

This report shall not be reproduced, except in full,
without the written consent of Pace Analytical Services, LLC.

Pace Analytical Services, LLC
9800 Kincey Ave. Suite 100
Huntersville, NC 28078
(704)875-9092

ANALYTICAL RESULTS

Project: CPC Huntersville (7/7/21)
Pace Project No.: 92548170

Sample: MW-19 **Lab ID: 92548170013** Collected: 07/07/21 09:30 Received: 07/07/21 17:18 Matrix: Water

Parameters	Results	Units	Report Limit	MDL	DF	Prepared	Analyzed	CAS No.	Qual
VPH NC Water	Analytical Method: MADEP VPH Pace Analytical Services - Charlotte								
Total VPH (C5-C12)	**66300**	ug/L	1000	1000	20		07/10/21 11:56		N2
Aliphatic (C05-C08)	**58200**	ug/L	1000	1000	20		07/10/21 11:56		N2
Aliphatic(C09-C12) Adjusted	**7250**	ug/L	1000	1000	20		07/10/21 11:56		N2
Aromatic (C09-C10)	ND	ug/L	1000	1000	20		07/10/21 11:56		N2
Surrogates									
4-Bromofluorobenzene (FID) (S)	102	%	70-130		20		07/10/21 11:56	460-00-4	
4-Bromofluorobenzene (PID) (S)	96	%	70-130		20		07/10/21 11:56	460-00-4	
6010 MET ICP	Analytical Method: EPA 6010D Preparation Method: EPA 3010A Pace Analytical Services - Asheville								
Lead	ND	ug/L	5.0	4.5	1	07/08/21 15:24	07/09/21 07:45	7439-92-1	
6200B MSV	Analytical Method: SM 6200B Pace Analytical Services - Charlotte								
Benzene	**4280**	ug/L	20.0	13.8	40		07/10/21 04:19	71-43-2	
Bromobenzene	ND	ug/L	20.0	11.6	40		07/10/21 04:19	108-86-1	
Bromochloromethane	ND	ug/L	20.0	18.7	40		07/10/21 04:19	74-97-5	
Bromodichloromethane	ND	ug/L	20.0	12.3	40		07/10/21 04:19	75-27-4	
Bromoform	ND	ug/L	20.0	13.6	40		07/10/21 04:19	75-25-2	
Bromomethane	ND	ug/L	200	66.4	40		07/10/21 04:19	74-83-9	
n-Butylbenzene	ND	ug/L	20.0	19.6	40		07/10/21 04:19	104-51-8	
sec-Butylbenzene	ND	ug/L	20.0	16.0	40		07/10/21 04:19	135-98-8	
tert-Butylbenzene	ND	ug/L	20.0	12.9	40		07/10/21 04:19	98-06-6	
Carbon tetrachloride	ND	ug/L	20.0	13.3	40		07/10/21 04:19	56-23-5	
Chlorobenzene	ND	ug/L	20.0	11.4	40		07/10/21 04:19	108-90-7	
Chloroethane	ND	ug/L	40.0	26.0	40		07/10/21 04:19	75-00-3	
Chloroform	ND	ug/L	20.0	14.1	40		07/10/21 04:19	67-66-3	
Chloromethane	ND	ug/L	40.0	21.6	40		07/10/21 04:19	74-87-3	
2-Chlorotoluene	ND	ug/L	20.0	12.8	40		07/10/21 04:19	95-49-8	
4-Chlorotoluene	ND	ug/L	20.0	13.0	40		07/10/21 04:19	106-43-4	
1,2-Dibromo-3-chloropropane	ND	ug/L	40.0	13.6	40		07/10/21 04:19	96-12-8	
Dibromochloromethane	ND	ug/L	20.0	14.4	40		07/10/21 04:19	124-48-1	
1,2-Dibromoethane (EDB)	ND	ug/L	20.0	10.9	40		07/10/21 04:19	106-93-4	
Dibromomethane	ND	ug/L	20.0	15.8	40		07/10/21 04:19	74-95-3	
1,2-Dichlorobenzene	ND	ug/L	20.0	13.6	40		07/10/21 04:19	95-50-1	
1,3-Dichlorobenzene	ND	ug/L	20.0	13.6	40		07/10/21 04:19	541-73-1	
1,4-Dichlorobenzene	ND	ug/L	20.0	13.3	40		07/10/21 04:19	106-46-7	
Dichlorodifluoromethane	ND	ug/L	20.0	13.8	40		07/10/21 04:19	75-71-8	
1,1-Dichloroethane	ND	ug/L	20.0	14.7	40		07/10/21 04:19	75-34-3	
1,2-Dichloroethane	ND	ug/L	20.0	12.9	40		07/10/21 04:19	107-06-2	
1,1-Dichloroethene	ND	ug/L	20.0	13.9	40		07/10/21 04:19	75-35-4	
cis-1,2-Dichloroethene	ND	ug/L	20.0	15.4	40		07/10/21 04:19	156-59-2	
trans-1,2-Dichloroethene	ND	ug/L	20.0	15.8	40		07/10/21 04:19	156-60-5	
1,2-Dichloropropane	ND	ug/L	20.0	14.2	40		07/10/21 04:19	78-87-5	
1,3-Dichloropropane	ND	ug/L	20.0	11.4	40		07/10/21 04:19	142-28-9	

REPORT OF LABORATORY ANALYSIS

This report shall not be reproduced, except in full,
without the written consent of Pace Analytical Services, LLC.

Pace Analytical Services, LLC
9800 Kincey Ave. Suite 100
Huntersville, NC 28078
(704)875-9092

ANALYTICAL RESULTS

Project: CPC Huntersville (7/7/21)
Pace Project No.: 92548170

Sample: MW-19 **Lab ID: 92548170013** Collected: 07/07/21 09:30 Received: 07/07/21 17:18 Matrix: Water

Parameters	Results	Units	Report Limit	MDL	DF	Prepared	Analyzed	CAS No.	Qual
6200B MSV	Analytical Method: SM 6200B Pace Analytical Services - Charlotte								
2,2-Dichloropropane	ND	ug/L	20.0	15.5	40		07/10/21 04:19	594-20-7	
1,1-Dichloropropene	ND	ug/L	20.0	17.1	40		07/10/21 04:19	563-58-6	
cis-1,3-Dichloropropene	ND	ug/L	20.0	14.6	40		07/10/21 04:19	10061-01-5	
trans-1,3-Dichloropropene	ND	ug/L	20.0	14.5	40		07/10/21 04:19	10061-02-6	
Diisopropyl ether	**371**	ug/L	20.0	12.3	40		07/10/21 04:19	108-20-3	
Ethylbenzene	**398**	ug/L	20.0	12.2	40		07/10/21 04:19	100-41-4	
Hexachloro-1,3-butadiene	ND	ug/L	80.0	61.2	40		07/10/21 04:19	87-68-3	
Isopropylbenzene (Cumene)	ND	ug/L	20.0	13.3	40		07/10/21 04:19	98-82-8	
Methylene Chloride	ND	ug/L	80.0	78.0	40		07/10/21 04:19	75-09-2	
Methyl-tert-butyl ether	**76.9**	ug/L	20.0	16.9	40		07/10/21 04:19	1634-04-4	
Naphthalene	**68.5J**	ug/L	80.0	25.8	40		07/10/21 04:19	91-20-3	
n-Propylbenzene	ND	ug/L	20.0	13.6	40		07/10/21 04:19	103-65-1	
Styrene	ND	ug/L	20.0	11.7	40		07/10/21 04:19	100-42-5	
1,1,1,2-Tetrachloroethane	ND	ug/L	20.0	12.4	40		07/10/21 04:19	630-20-6	
1,1,2,2-Tetrachloroethane	ND	ug/L	20.0	9.0	40		07/10/21 04:19	79-34-5	
Tetrachloroethene	ND	ug/L	20.0	11.7	40		07/10/21 04:19	127-18-4	
Toluene	**5750**	ug/L	20.0	19.4	40		07/10/21 04:19	108-88-3	
1,2,3-Trichlorobenzene	ND	ug/L	80.0	32.2	40		07/10/21 04:19	87-61-6	
1,2,4-Trichlorobenzene	ND	ug/L	80.0	25.6	40		07/10/21 04:19	120-82-1	
1,1,1-Trichloroethane	ND	ug/L	20.0	13.3	40		07/10/21 04:19	71-55-6	
1,1,2-Trichloroethane	ND	ug/L	20.0	13.0	40		07/10/21 04:19	79-00-5	
Trichloroethene	ND	ug/L	20.0	15.3	40		07/10/21 04:19	79-01-6	
Trichlorofluoromethane	ND	ug/L	40.0	11.9	40		07/10/21 04:19	75-69-4	
1,2,3-Trichloropropane	ND	ug/L	20.0	10.4	40		07/10/21 04:19	96-18-4	
1,2,4-Trimethylbenzene	**289**	ug/L	20.0	19.8	40		07/10/21 04:19	95-63-6	
1,3,5-Trimethylbenzene	**68.9**	ug/L	20.0	13.3	40		07/10/21 04:19	108-67-8	
Vinyl chloride	ND	ug/L	40.0	15.4	40		07/10/21 04:19	75-01-4	
m&p-Xylene	**1980**	ug/L	40.0	28.4	40		07/10/21 04:19	179601-23-1	
o-Xylene	**1080**	ug/L	20.0	13.5	40		07/10/21 04:19	95-47-6	
Surrogates									
1,2-Dichloroethane-d4 (S)	103	%	70-130		40		07/10/21 04:19	17060-07-0	
4-Bromofluorobenzene (S)	94	%	70-130		40		07/10/21 04:19	460-00-4	
Toluene-d8 (S)	97	%	70-130		40		07/10/21 04:19	2037-26-5	

REPORT OF LABORATORY ANALYSIS

This report shall not be reproduced, except in full,
without the written consent of Pace Analytical Services, LLC.

Pace Analytical Services, LLC
9800 Kincey Ave. Suite 100
Huntersville, NC 28078
(704)875-9092

ANALYTICAL RESULTS

Project: CPC Huntersville (7/7/21)
Pace Project No.: 92548170

Sample: MW-21 **Lab ID: 92548170014** Collected: 07/07/21 11:08 Received: 07/07/21 17:18 Matrix: Water

Parameters	Results	Units	Report Limit	MDL	DF	Prepared	Analyzed	CAS No.	Qual
VPH NC Water	Analytical Method: MADEP VPH Pace Analytical Services - Charlotte								
Total VPH (C5-C12)	**10000**	ug/L	200	200	4		07/10/21 12:25		N2
Aliphatic (C05-C08)	**9300**	ug/L	200	200	4		07/10/21 12:25		N2
Aliphatic(C09-C12) Adjusted	**611**	ug/L	200	200	4		07/10/21 12:25		N2
Aromatic (C09-C10)	ND	ug/L	200	200	4		07/10/21 12:25		N2
Surrogates									
4-Bromofluorobenzene (FID) (S)	103	%	70-130		4		07/10/21 12:25	460-00-4	
4-Bromofluorobenzene (PID) (S)	97	%	70-130		4		07/10/21 12:25	460-00-4	
6010 MET ICP	Analytical Method: EPA 6010D Preparation Method: EPA 3010A Pace Analytical Services - Asheville								
Lead	ND	ug/L	5.0	4.5	1	07/08/21 15:24	07/09/21 07:49	7439-92-1	
6200B MSV	Analytical Method: SM 6200B Pace Analytical Services - Charlotte								
Benzene	**1490**	ug/L	6.2	4.3	12.5		07/09/21 04:55	71-43-2	
Bromobenzene	ND	ug/L	6.2	3.6	12.5		07/09/21 04:55	108-86-1	
Bromochloromethane	ND	ug/L	6.2	5.8	12.5		07/09/21 04:55	74-97-5	
Bromodichloromethane	ND	ug/L	6.2	3.8	12.5		07/09/21 04:55	75-27-4	
Bromoform	ND	ug/L	6.2	4.3	12.5		07/09/21 04:55	75-25-2	
Bromomethane	ND	ug/L	62.5	20.8	12.5		07/09/21 04:55	74-83-9	
n-Butylbenzene	ND	ug/L	6.2	6.1	12.5		07/09/21 04:55	104-51-8	
sec-Butylbenzene	ND	ug/L	6.2	5.0	12.5		07/09/21 04:55	135-98-8	
tert-Butylbenzene	ND	ug/L	6.2	4.0	12.5		07/09/21 04:55	98-06-6	
Carbon tetrachloride	ND	ug/L	6.2	4.2	12.5		07/09/21 04:55	56-23-5	
Chlorobenzene	ND	ug/L	6.2	3.6	12.5		07/09/21 04:55	108-90-7	
Chloroethane	ND	ug/L	12.5	8.1	12.5		07/09/21 04:55	75-00-3	
Chloroform	ND	ug/L	6.2	4.4	12.5		07/09/21 04:55	67-66-3	
Chloromethane	ND	ug/L	12.5	6.8	12.5		07/09/21 04:55	74-87-3	
2-Chlorotoluene	ND	ug/L	6.2	4.0	12.5		07/09/21 04:55	95-49-8	
4-Chlorotoluene	ND	ug/L	6.2	4.0	12.5		07/09/21 04:55	106-43-4	
1,2-Dibromo-3-chloropropane	ND	ug/L	12.5	4.2	12.5		07/09/21 04:55	96-12-8	
Dibromochloromethane	ND	ug/L	6.2	4.5	12.5		07/09/21 04:55	124-48-1	
1,2-Dibromoethane (EDB)	ND	ug/L	6.2	3.4	12.5		07/09/21 04:55	106-93-4	
Dibromomethane	ND	ug/L	6.2	4.9	12.5		07/09/21 04:55	74-95-3	
1,2-Dichlorobenzene	ND	ug/L	6.2	4.2	12.5		07/09/21 04:55	95-50-1	
1,3-Dichlorobenzene	ND	ug/L	6.2	4.2	12.5		07/09/21 04:55	541-73-1	
1,4-Dichlorobenzene	ND	ug/L	6.2	4.2	12.5		07/09/21 04:55	106-46-7	
Dichlorodifluoromethane	ND	ug/L	6.2	4.3	12.5		07/09/21 04:55	75-71-8	
1,1-Dichloroethane	ND	ug/L	6.2	4.6	12.5		07/09/21 04:55	75-34-3	
1,2-Dichloroethane	ND	ug/L	6.2	4.0	12.5		07/09/21 04:55	107-06-2	
1,1-Dichloroethene	ND	ug/L	6.2	4.4	12.5		07/09/21 04:55	75-35-4	
cis-1,2-Dichloroethene	ND	ug/L	6.2	4.8	12.5		07/09/21 04:55	156-59-2	
trans-1,2-Dichloroethene	ND	ug/L	6.2	5.0	12.5		07/09/21 04:55	156-60-5	
1,2-Dichloropropane	ND	ug/L	6.2	4.4	12.5		07/09/21 04:55	78-87-5	
1,3-Dichloropropane	ND	ug/L	6.2	3.6	12.5		07/09/21 04:55	142-28-9	

REPORT OF LABORATORY ANALYSIS

This report shall not be reproduced, except in full,
without the written consent of Pace Analytical Services, LLC.

Pace Analytical Services, LLC
9800 Kincey Ave. Suite 100
Huntersville, NC 28078
(704)875-9092

ANALYTICAL RESULTS

Project: CPC Huntersville (7/7/21)
Pace Project No.: 92548170

Sample: MW-21 **Lab ID: 92548170014** Collected: 07/07/21 11:08 Received: 07/07/21 17:18 Matrix: Water

Parameters	Results	Units	Report Limit	MDL	DF	Prepared	Analyzed	CAS No.	Qual
6200B MSV	Analytical Method: SM 6200B Pace Analytical Services - Charlotte								
2,2-Dichloropropane	ND	ug/L	6.2	4.8	12.5		07/09/21 04:55	594-20-7	
1,1-Dichloropropene	ND	ug/L	6.2	5.3	12.5		07/09/21 04:55	563-58-6	
cis-1,3-Dichloropropene	ND	ug/L	6.2	4.6	12.5		07/09/21 04:55	10061-01-5	
trans-1,3-Dichloropropene	ND	ug/L	6.2	4.5	12.5		07/09/21 04:55	10061-02-6	
Diisopropyl ether	**181**	ug/L	6.2	3.8	12.5		07/09/21 04:55	108-20-3	
Ethylbenzene	**6.1J**	ug/L	6.2	3.8	12.5		07/09/21 04:55	100-41-4	
Hexachloro-1,3-butadiene	ND	ug/L	25.0	19.1	12.5		07/09/21 04:55	87-68-3	
Isopropylbenzene (Cumene)	ND	ug/L	6.2	4.2	12.5		07/09/21 04:55	98-82-8	
Methylene Chloride	ND	ug/L	25.0	24.4	12.5		07/09/21 04:55	75-09-2	
Methyl-tert-butyl ether	**87.0**	ug/L	6.2	5.3	12.5		07/09/21 04:55	1634-04-4	
Naphthalene	**22.2J**	ug/L	25.0	8.1	12.5		07/09/21 04:55	91-20-3	
n-Propylbenzene	ND	ug/L	6.2	4.2	12.5		07/09/21 04:55	103-65-1	
Styrene	ND	ug/L	6.2	3.6	12.5		07/09/21 04:55	100-42-5	
1,1,1,2-Tetrachloroethane	ND	ug/L	6.2	3.9	12.5		07/09/21 04:55	630-20-6	
1,1,2,2-Tetrachloroethane	ND	ug/L	6.2	2.8	12.5		07/09/21 04:55	79-34-5	
Tetrachloroethene	ND	ug/L	6.2	3.6	12.5		07/09/21 04:55	127-18-4	
Toluene	**68.8**	ug/L	6.2	6.1	12.5		07/09/21 04:55	108-88-3	
1,2,3-Trichlorobenzene	ND	ug/L	25.0	10.1	12.5		07/09/21 04:55	87-61-6	
1,2,4-Trichlorobenzene	ND	ug/L	25.0	8.0	12.5		07/09/21 04:55	120-82-1	
1,1,1-Trichloroethane	ND	ug/L	6.2	4.2	12.5		07/09/21 04:55	71-55-6	
1,1,2-Trichloroethane	ND	ug/L	6.2	4.1	12.5		07/09/21 04:55	79-00-5	
Trichloroethene	ND	ug/L	6.2	4.8	12.5		07/09/21 04:55	79-01-6	
Trichlorofluoromethane	ND	ug/L	12.5	3.7	12.5		07/09/21 04:55	75-69-4	
1,2,3-Trichloropropane	ND	ug/L	6.2	3.3	12.5		07/09/21 04:55	96-18-4	
1,2,4-Trimethylbenzene	**26.4**	ug/L	6.2	6.2	12.5		07/09/21 04:55	95-63-6	
1,3,5-Trimethylbenzene	ND	ug/L	6.2	4.2	12.5		07/09/21 04:55	108-67-8	
Vinyl chloride	ND	ug/L	12.5	4.8	12.5		07/09/21 04:55	75-01-4	
m&p-Xylene	**161**	ug/L	12.5	8.9	12.5		07/09/21 04:55	179601-23-1	
o-Xylene	**99.9**	ug/L	6.2	4.2	12.5		07/09/21 04:55	95-47-6	
Surrogates									
1,2-Dichloroethane-d4 (S)	114	%	70-130		12.5		07/09/21 04:55	17060-07-0	
4-Bromofluorobenzene (S)	101	%	70-130		12.5		07/09/21 04:55	460-00-4	
Toluene-d8 (S)	100	%	70-130		12.5		07/09/21 04:55	2037-26-5	

REPORT OF LABORATORY ANALYSIS

This report shall not be reproduced, except in full,
without the written consent of Pace Analytical Services, LLC.

Pace Analytical Services, LLC
9800 Kincey Ave. Suite 100
Huntersville, NC 28078
(704)875-9092

ANALYTICAL RESULTS

Project: CPC Huntersville (7/7/21)
Pace Project No.: 92548170

Sample: MW-23 **Lab ID: 92548170015** Collected: 07/07/21 15:40 Received: 07/07/21 17:18 Matrix: Water

Parameters	Results	Units	Report Limit	MDL	DF	Prepared	Analyzed	CAS No.	Qual
VPH NC Water	Analytical Method: MADEP VPH Pace Analytical Services - Charlotte								
Total VPH (C5-C12)	ND	ug/L	50.0	50.0	1		07/09/21 04:53		N2
Aliphatic (C05-C08)	ND	ug/L	50.0	50.0	1		07/09/21 04:53		N2
Aliphatic(C09-C12) Adjusted	ND	ug/L	50.0	50.0	1		07/09/21 04:53		N2
Aromatic (C09-C10)	ND	ug/L	50.0	50.0	1		07/09/21 04:53		N2
Surrogates									
4-Bromofluorobenzene (FID) (S)	103	%	70-130		1		07/09/21 04:53	460-00-4	
4-Bromofluorobenzene (PID) (S)	100	%	70-130		1		07/09/21 04:53	460-00-4	
6010 MET ICP	Analytical Method: EPA 6010D Preparation Method: EPA 3010A Pace Analytical Services - Asheville								
Lead	ND	ug/L	5.0	4.5	1	07/08/21 15:24	07/09/21 07:52	7439-92-1	
6200B MSV	Analytical Method: SM 6200B Pace Analytical Services - Charlotte								
Benzene	ND	ug/L	0.50	0.34	1		07/09/21 02:31	71-43-2	
Bromobenzene	ND	ug/L	0.50	0.29	1		07/09/21 02:31	108-86-1	
Bromochloromethane	ND	ug/L	0.50	0.47	1		07/09/21 02:31	74-97-5	
Bromodichloromethane	ND	ug/L	0.50	0.31	1		07/09/21 02:31	75-27-4	
Bromoform	ND	ug/L	0.50	0.34	1		07/09/21 02:31	75-25-2	
Bromomethane	ND	ug/L	5.0	1.7	1		07/09/21 02:31	74-83-9	
n-Butylbenzene	ND	ug/L	0.50	0.49	1		07/09/21 02:31	104-51-8	
sec-Butylbenzene	ND	ug/L	0.50	0.40	1		07/09/21 02:31	135-98-8	
tert-Butylbenzene	ND	ug/L	0.50	0.32	1		07/09/21 02:31	98-06-6	
Carbon tetrachloride	ND	ug/L	0.50	0.33	1		07/09/21 02:31	56-23-5	
Chlorobenzene	ND	ug/L	0.50	0.28	1		07/09/21 02:31	108-90-7	
Chloroethane	ND	ug/L	1.0	0.65	1		07/09/21 02:31	75-00-3	
Chloroform	ND	ug/L	0.50	0.35	1		07/09/21 02:31	67-66-3	
Chloromethane	ND	ug/L	1.0	0.54	1		07/09/21 02:31	74-87-3	
2-Chlorotoluene	ND	ug/L	0.50	0.32	1		07/09/21 02:31	95-49-8	
4-Chlorotoluene	ND	ug/L	0.50	0.32	1		07/09/21 02:31	106-43-4	
1,2-Dibromo-3-chloropropane	ND	ug/L	1.0	0.34	1		07/09/21 02:31	96-12-8	
Dibromochloromethane	ND	ug/L	0.50	0.36	1		07/09/21 02:31	124-48-1	
1,2-Dibromoethane (EDB)	ND	ug/L	0.50	0.27	1		07/09/21 02:31	106-93-4	
Dibromomethane	ND	ug/L	0.50	0.39	1		07/09/21 02:31	74-95-3	
1,2-Dichlorobenzene	ND	ug/L	0.50	0.34	1		07/09/21 02:31	95-50-1	
1,3-Dichlorobenzene	ND	ug/L	0.50	0.34	1		07/09/21 02:31	541-73-1	
1,4-Dichlorobenzene	ND	ug/L	0.50	0.33	1		07/09/21 02:31	106-46-7	
Dichlorodifluoromethane	ND	ug/L	0.50	0.35	1		07/09/21 02:31	75-71-8	
1,1-Dichloroethane	ND	ug/L	0.50	0.37	1		07/09/21 02:31	75-34-3	
1,2-Dichloroethane	ND	ug/L	0.50	0.32	1		07/09/21 02:31	107-06-2	
1,1-Dichloroethene	ND	ug/L	0.50	0.35	1		07/09/21 02:31	75-35-4	
cis-1,2-Dichloroethene	ND	ug/L	0.50	0.38	1		07/09/21 02:31	156-59-2	
trans-1,2-Dichloroethene	ND	ug/L	0.50	0.40	1		07/09/21 02:31	156-60-5	
1,2-Dichloropropane	ND	ug/L	0.50	0.36	1		07/09/21 02:31	78-87-5	
1,3-Dichloropropane	ND	ug/L	0.50	0.28	1		07/09/21 02:31	142-28-9	

REPORT OF LABORATORY ANALYSIS

This report shall not be reproduced, except in full,
without the written consent of Pace Analytical Services, LLC.

Pace Analytical Services, LLC
9800 Kincey Ave. Suite 100
Huntersville, NC 28078
(704)875-9092

ANALYTICAL RESULTS

Project: CPC Huntersville (7/7/21)
Pace Project No.: 92548170

Sample: MW-23 **Lab ID: 92548170015** Collected: 07/07/21 15:40 Received: 07/07/21 17:18 Matrix: Water

Parameters	Results	Units	Report Limit	MDL	DF	Prepared	Analyzed	CAS No.	Qual
6200B MSV	Analytical Method: SM 6200B Pace Analytical Services - Charlotte								
2,2-Dichloropropane	ND	ug/L	0.50	0.39	1		07/09/21 02:31	594-20-7	
1,1-Dichloropropene	ND	ug/L	0.50	0.43	1		07/09/21 02:31	563-58-6	
cis-1,3-Dichloropropene	ND	ug/L	0.50	0.36	1		07/09/21 02:31	10061-01-5	
trans-1,3-Dichloropropene	ND	ug/L	0.50	0.36	1		07/09/21 02:31	10061-02-6	
Diisopropyl ether	ND	ug/L	0.50	0.31	1		07/09/21 02:31	108-20-3	
Ethylbenzene	ND	ug/L	0.50	0.30	1		07/09/21 02:31	100-41-4	
Hexachloro-1,3-butadiene	ND	ug/L	2.0	1.5	1		07/09/21 02:31	87-68-3	
Isopropylbenzene (Cumene)	ND	ug/L	0.50	0.33	1		07/09/21 02:31	98-82-8	
Methylene Chloride	ND	ug/L	2.0	2.0	1		07/09/21 02:31	75-09-2	
Methyl-tert-butyl ether	ND	ug/L	0.50	0.42	1		07/09/21 02:31	1634-04-4	
Naphthalene	ND	ug/L	2.0	0.64	1		07/09/21 02:31	91-20-3	
n-Propylbenzene	ND	ug/L	0.50	0.34	1		07/09/21 02:31	103-65-1	
Styrene	ND	ug/L	0.50	0.29	1		07/09/21 02:31	100-42-5	
1,1,1,2-Tetrachloroethane	ND	ug/L	0.50	0.31	1		07/09/21 02:31	630-20-6	
1,1,2,2-Tetrachloroethane	ND	ug/L	0.50	0.22	1		07/09/21 02:31	79-34-5	
Tetrachloroethene	ND	ug/L	0.50	0.29	1		07/09/21 02:31	127-18-4	
Toluene	ND	ug/L	0.50	0.48	1		07/09/21 02:31	108-88-3	
1,2,3-Trichlorobenzene	ND	ug/L	2.0	0.81	1		07/09/21 02:31	87-61-6	
1,2,4-Trichlorobenzene	ND	ug/L	2.0	0.64	1		07/09/21 02:31	120-82-1	
1,1,1-Trichloroethane	ND	ug/L	0.50	0.33	1		07/09/21 02:31	71-55-6	
1,1,2-Trichloroethane	ND	ug/L	0.50	0.32	1		07/09/21 02:31	79-00-5	
Trichloroethene	ND	ug/L	0.50	0.38	1		07/09/21 02:31	79-01-6	
Trichlorofluoromethane	ND	ug/L	1.0	0.30	1		07/09/21 02:31	75-69-4	
1,2,3-Trichloropropane	ND	ug/L	0.50	0.26	1		07/09/21 02:31	96-18-4	
1,2,4-Trimethylbenzene	ND	ug/L	0.50	0.50	1		07/09/21 02:31	95-63-6	
1,3,5-Trimethylbenzene	ND	ug/L	0.50	0.33	1		07/09/21 02:31	108-67-8	
Vinyl chloride	ND	ug/L	1.0	0.39	1		07/09/21 02:31	75-01-4	
m&p-Xylene	ND	ug/L	1.0	0.71	1		07/09/21 02:31	179601-23-1	
o-Xylene	ND	ug/L	0.50	0.34	1		07/09/21 02:31	95-47-6	
Surrogates									
1,2-Dichloroethane-d4 (S)	111	%	70-130		1		07/09/21 02:31	17060-07-0	
4-Bromofluorobenzene (S)	101	%	70-130		1		07/09/21 02:31	460-00-4	
Toluene-d8 (S)	101	%	70-130		1		07/09/21 02:31	2037-26-5	

REPORT OF LABORATORY ANALYSIS

This report shall not be reproduced, except in full,
without the written consent of Pace Analytical Services, LLC.

Pace Analytical Services, LLC
9800 Kincey Ave. Suite 100
Huntersville, NC 28078
(704)875-9092

ANALYTICAL RESULTS

Project: CPC Huntersville (7/7/21)
Pace Project No.: 92548170

Sample: MW-28 **Lab ID: 92548170016** Collected: 07/07/21 09:30 Received: 07/07/21 17:18 Matrix: Water

Parameters	Results	Units	Report Limit	MDL	DF	Prepared	Analyzed	CAS No.	Qual
VPH NC Water	Analytical Method: MADEP VPH Pace Analytical Services - Charlotte								
Total VPH (C5-C12)	ND	ug/L	50.0	50.0	1		07/09/21 05:21		N2
Aliphatic (C05-C08)	ND	ug/L	50.0	50.0	1		07/09/21 05:21		N2
Aliphatic(C09-C12) Adjusted	ND	ug/L	50.0	50.0	1		07/09/21 05:21		N2
Aromatic (C09-C10)	ND	ug/L	50.0	50.0	1		07/09/21 05:21		N2
Surrogates									
4-Bromofluorobenzene (FID) (S)	107	%	70-130		1		07/09/21 05:21	460-00-4	
4-Bromofluorobenzene (PID) (S)	103	%	70-130		1		07/09/21 05:21	460-00-4	
6010 MET ICP	Analytical Method: EPA 6010D Preparation Method: EPA 3010A Pace Analytical Services - Asheville								
Lead	ND	ug/L	5.0	4.5	1	07/08/21 15:24	07/09/21 05:40	7439-92-1	
6200B MSV	Analytical Method: SM 6200B Pace Analytical Services - Charlotte								
Benzene	ND	ug/L	0.50	0.34	1		07/09/21 02:49	71-43-2	
Bromobenzene	ND	ug/L	0.50	0.29	1		07/09/21 02:49	108-86-1	
Bromochloromethane	ND	ug/L	0.50	0.47	1		07/09/21 02:49	74-97-5	
Bromodichloromethane	ND	ug/L	0.50	0.31	1		07/09/21 02:49	75-27-4	
Bromoform	ND	ug/L	0.50	0.34	1		07/09/21 02:49	75-25-2	
Bromomethane	ND	ug/L	5.0	1.7	1		07/09/21 02:49	74-83-9	
n-Butylbenzene	ND	ug/L	0.50	0.49	1		07/09/21 02:49	104-51-8	
sec-Butylbenzene	ND	ug/L	0.50	0.40	1		07/09/21 02:49	135-98-8	
tert-Butylbenzene	ND	ug/L	0.50	0.32	1		07/09/21 02:49	98-06-6	
Carbon tetrachloride	ND	ug/L	0.50	0.33	1		07/09/21 02:49	56-23-5	
Chlorobenzene	ND	ug/L	0.50	0.28	1		07/09/21 02:49	108-90-7	
Chloroethane	ND	ug/L	1.0	0.65	1		07/09/21 02:49	75-00-3	
Chloroform	ND	ug/L	0.50	0.35	1		07/09/21 02:49	67-66-3	
Chloromethane	ND	ug/L	1.0	0.54	1		07/09/21 02:49	74-87-3	
2-Chlorotoluene	ND	ug/L	0.50	0.32	1		07/09/21 02:49	95-49-8	
4-Chlorotoluene	ND	ug/L	0.50	0.32	1		07/09/21 02:49	106-43-4	
1,2-Dibromo-3-chloropropane	ND	ug/L	1.0	0.34	1		07/09/21 02:49	96-12-8	
Dibromochloromethane	ND	ug/L	0.50	0.36	1		07/09/21 02:49	124-48-1	
1,2-Dibromoethane (EDB)	ND	ug/L	0.50	0.27	1		07/09/21 02:49	106-93-4	
Dibromomethane	ND	ug/L	0.50	0.39	1		07/09/21 02:49	74-95-3	
1,2-Dichlorobenzene	ND	ug/L	0.50	0.34	1		07/09/21 02:49	95-50-1	
1,3-Dichlorobenzene	ND	ug/L	0.50	0.34	1		07/09/21 02:49	541-73-1	
1,4-Dichlorobenzene	ND	ug/L	0.50	0.33	1		07/09/21 02:49	106-46-7	
Dichlorodifluoromethane	ND	ug/L	0.50	0.35	1		07/09/21 02:49	75-71-8	
1,1-Dichloroethane	ND	ug/L	0.50	0.37	1		07/09/21 02:49	75-34-3	
1,2-Dichloroethane	ND	ug/L	0.50	0.32	1		07/09/21 02:49	107-06-2	
1,1-Dichloroethene	ND	ug/L	0.50	0.35	1		07/09/21 02:49	75-35-4	
cis-1,2-Dichloroethene	ND	ug/L	0.50	0.38	1		07/09/21 02:49	156-59-2	
trans-1,2-Dichloroethene	ND	ug/L	0.50	0.40	1		07/09/21 02:49	156-60-5	
1,2-Dichloropropane	ND	ug/L	0.50	0.36	1		07/09/21 02:49	78-87-5	
1,3-Dichloropropane	ND	ug/L	0.50	0.28	1		07/09/21 02:49	142-28-9	

REPORT OF LABORATORY ANALYSIS

This report shall not be reproduced, except in full,
without the written consent of Pace Analytical Services, LLC.

Pace Analytical Services, LLC
9800 Kincey Ave. Suite 100
Huntersville, NC 28078
(704)875-9092

ANALYTICAL RESULTS

Project: CPC Huntersville (7/7/21)
Pace Project No.: 92548170

Sample: MW-28 **Lab ID: 92548170016** Collected: 07/07/21 09:30 Received: 07/07/21 17:18 Matrix: Water

Parameters	Results	Units	Report Limit	MDL	DF	Prepared	Analyzed	CAS No.	Qual
6200B MSV	Analytical Method: SM 6200B Pace Analytical Services - Charlotte								
2,2-Dichloropropane	ND	ug/L	0.50	0.39	1		07/09/21 02:49	594-20-7	
1,1-Dichloropropene	ND	ug/L	0.50	0.43	1		07/09/21 02:49	563-58-6	
cis-1,3-Dichloropropene	ND	ug/L	0.50	0.36	1		07/09/21 02:49	10061-01-5	
trans-1,3-Dichloropropene	ND	ug/L	0.50	0.36	1		07/09/21 02:49	10061-02-6	
Diisopropyl ether	ND	ug/L	0.50	0.31	1		07/09/21 02:49	108-20-3	
Ethylbenzene	ND	ug/L	0.50	0.30	1		07/09/21 02:49	100-41-4	
Hexachloro-1,3-butadiene	ND	ug/L	2.0	1.5	1		07/09/21 02:49	87-68-3	
Isopropylbenzene (Cumene)	ND	ug/L	0.50	0.33	1		07/09/21 02:49	98-82-8	
Methylene Chloride	ND	ug/L	2.0	2.0	1		07/09/21 02:49	75-09-2	
Methyl-tert-butyl ether	ND	ug/L	0.50	0.42	1		07/09/21 02:49	1634-04-4	
Naphthalene	ND	ug/L	2.0	0.64	1		07/09/21 02:49	91-20-3	
n-Propylbenzene	ND	ug/L	0.50	0.34	1		07/09/21 02:49	103-65-1	
Styrene	ND	ug/L	0.50	0.29	1		07/09/21 02:49	100-42-5	
1,1,1,2-Tetrachloroethane	ND	ug/L	0.50	0.31	1		07/09/21 02:49	630-20-6	
1,1,2,2-Tetrachloroethane	ND	ug/L	0.50	0.22	1		07/09/21 02:49	79-34-5	
Tetrachloroethene	ND	ug/L	0.50	0.29	1		07/09/21 02:49	127-18-4	
Toluene	ND	ug/L	0.50	0.48	1		07/09/21 02:49	108-88-3	
1,2,3-Trichlorobenzene	ND	ug/L	2.0	0.81	1		07/09/21 02:49	87-61-6	
1,2,4-Trichlorobenzene	ND	ug/L	2.0	0.64	1		07/09/21 02:49	120-82-1	
1,1,1-Trichloroethane	ND	ug/L	0.50	0.33	1		07/09/21 02:49	71-55-6	
1,1,2-Trichloroethane	ND	ug/L	0.50	0.32	1		07/09/21 02:49	79-00-5	
Trichloroethene	ND	ug/L	0.50	0.38	1		07/09/21 02:49	79-01-6	
Trichlorofluoromethane	ND	ug/L	1.0	0.30	1		07/09/21 02:49	75-69-4	
1,2,3-Trichloropropane	ND	ug/L	0.50	0.26	1		07/09/21 02:49	96-18-4	
1,2,4-Trimethylbenzene	ND	ug/L	0.50	0.50	1		07/09/21 02:49	95-63-6	
1,3,5-Trimethylbenzene	ND	ug/L	0.50	0.33	1		07/09/21 02:49	108-67-8	
Vinyl chloride	ND	ug/L	1.0	0.39	1		07/09/21 02:49	75-01-4	
m&p-Xylene	ND	ug/L	1.0	0.71	1		07/09/21 02:49	179601-23-1	
o-Xylene	ND	ug/L	0.50	0.34	1		07/09/21 02:49	95-47-6	
Surrogates									
1,2-Dichloroethane-d4 (S)	110	%	70-130		1		07/09/21 02:49	17060-07-0	
4-Bromofluorobenzene (S)	100	%	70-130		1		07/09/21 02:49	460-00-4	
Toluene-d8 (S)	99	%	70-130		1		07/09/21 02:49	2037-26-5	

REPORT OF LABORATORY ANALYSIS

This report shall not be reproduced, except in full,
without the written consent of Pace Analytical Services, LLC.

Pace Analytical Services, LLC
9800 Kincey Ave. Suite 100
Huntersville, NC 28078
(704)875-9092

ANALYTICAL RESULTS

Project: CPC Huntersville (7/7/21)
Pace Project No.: 92548170

Sample: MW-31 **Lab ID: 92548170017** Collected: 07/07/21 13:55 Received: 07/07/21 17:18 Matrix: Water

Parameters	Results	Units	Report Limit	MDL	DF	Prepared	Analyzed	CAS No.	Qual
VPH NC Water	Analytical Method: MADEP VPH Pace Analytical Services - Charlotte								
Total VPH (C5-C12)	ND	ug/L	50.0	50.0	1		07/09/21 05:50		N2
Aliphatic (C05-C08)	ND	ug/L	50.0	50.0	1		07/09/21 05:50		N2
Aliphatic(C09-C12) Adjusted	ND	ug/L	50.0	50.0	1		07/09/21 05:50		N2
Aromatic (C09-C10)	ND	ug/L	50.0	50.0	1		07/09/21 05:50		N2
Surrogates									
4-Bromofluorobenzene (FID) (S)	104	%	70-130		1		07/09/21 05:50	460-00-4	
4-Bromofluorobenzene (PID) (S)	100	%	70-130		1		07/09/21 05:50	460-00-4	
6010 MET ICP	Analytical Method: EPA 6010D Preparation Method: EPA 3010A Pace Analytical Services - Asheville								
Lead	ND	ug/L	5.0	4.5	1	07/08/21 15:24	07/09/21 05:52	7439-92-1	
6200B MSV	Analytical Method: SM 6200B Pace Analytical Services - Charlotte								
Benzene	ND	ug/L	0.50	0.34	1		07/09/21 04:19	71-43-2	
Bromobenzene	ND	ug/L	0.50	0.29	1		07/09/21 04:19	108-86-1	
Bromochloromethane	ND	ug/L	0.50	0.47	1		07/09/21 04:19	74-97-5	
Bromodichloromethane	ND	ug/L	0.50	0.31	1		07/09/21 04:19	75-27-4	
Bromoform	ND	ug/L	0.50	0.34	1		07/09/21 04:19	75-25-2	
Bromomethane	ND	ug/L	5.0	1.7	1		07/09/21 04:19	74-83-9	
n-Butylbenzene	ND	ug/L	0.50	0.49	1		07/09/21 04:19	104-51-8	
sec-Butylbenzene	ND	ug/L	0.50	0.40	1		07/09/21 04:19	135-98-8	
tert-Butylbenzene	ND	ug/L	0.50	0.32	1		07/09/21 04:19	98-06-6	
Carbon tetrachloride	ND	ug/L	0.50	0.33	1		07/09/21 04:19	56-23-5	
Chlorobenzene	ND	ug/L	0.50	0.28	1		07/09/21 04:19	108-90-7	
Chloroethane	ND	ug/L	1.0	0.65	1		07/09/21 04:19	75-00-3	
Chloroform	**0.43J**	ug/L	0.50	0.35	1		07/09/21 04:19	67-66-3	
Chloromethane	ND	ug/L	1.0	0.54	1		07/09/21 04:19	74-87-3	
2-Chlorotoluene	ND	ug/L	0.50	0.32	1		07/09/21 04:19	95-49-8	
4-Chlorotoluene	ND	ug/L	0.50	0.32	1		07/09/21 04:19	106-43-4	
1,2-Dibromo-3-chloropropane	ND	ug/L	1.0	0.34	1		07/09/21 04:19	96-12-8	
Dibromochloromethane	ND	ug/L	0.50	0.36	1		07/09/21 04:19	124-48-1	
1,2-Dibromoethane (EDB)	ND	ug/L	0.50	0.27	1		07/09/21 04:19	106-93-4	
Dibromomethane	ND	ug/L	0.50	0.39	1		07/09/21 04:19	74-95-3	
1,2-Dichlorobenzene	ND	ug/L	0.50	0.34	1		07/09/21 04:19	95-50-1	
1,3-Dichlorobenzene	ND	ug/L	0.50	0.34	1		07/09/21 04:19	541-73-1	
1,4-Dichlorobenzene	ND	ug/L	0.50	0.33	1		07/09/21 04:19	106-46-7	
Dichlorodifluoromethane	ND	ug/L	0.50	0.35	1		07/09/21 04:19	75-71-8	
1,1-Dichloroethane	ND	ug/L	0.50	0.37	1		07/09/21 04:19	75-34-3	
1,2-Dichloroethane	ND	ug/L	0.50	0.32	1		07/09/21 04:19	107-06-2	
1,1-Dichloroethene	ND	ug/L	0.50	0.35	1		07/09/21 04:19	75-35-4	
cis-1,2-Dichloroethene	ND	ug/L	0.50	0.38	1		07/09/21 04:19	156-59-2	
trans-1,2-Dichloroethene	ND	ug/L	0.50	0.40	1		07/09/21 04:19	156-60-5	
1,2-Dichloropropane	ND	ug/L	0.50	0.36	1		07/09/21 04:19	78-87-5	
1,3-Dichloropropane	ND	ug/L	0.50	0.28	1		07/09/21 04:19	142-28-9	

REPORT OF LABORATORY ANALYSIS

This report shall not be reproduced, except in full,
without the written consent of Pace Analytical Services, LLC.

Pace Analytical Services, LLC
9800 Kincey Ave. Suite 100
Huntersville, NC 28078
(704)875-9092

ANALYTICAL RESULTS

Project: CPC Huntersville (7/7/21)
Pace Project No.: 92548170

Sample: MW-31 **Lab ID: 92548170017** Collected: 07/07/21 13:55 Received: 07/07/21 17:18 Matrix: Water

Parameters	Results	Units	Report Limit	MDL	DF	Prepared	Analyzed	CAS No.	Qual
6200B MSV	Analytical Method: SM 6200B Pace Analytical Services - Charlotte								
2,2-Dichloropropane	ND	ug/L	0.50	0.39	1		07/09/21 04:19	594-20-7	
1,1-Dichloropropene	ND	ug/L	0.50	0.43	1		07/09/21 04:19	563-58-6	
cis-1,3-Dichloropropene	ND	ug/L	0.50	0.36	1		07/09/21 04:19	10061-01-5	
trans-1,3-Dichloropropene	ND	ug/L	0.50	0.36	1		07/09/21 04:19	10061-02-6	
Diisopropyl ether	**0.91**	ug/L	0.50	0.31	1		07/09/21 04:19	108-20-3	
Ethylbenzene	ND	ug/L	0.50	0.30	1		07/09/21 04:19	100-41-4	
Hexachloro-1,3-butadiene	ND	ug/L	2.0	1.5	1		07/09/21 04:19	87-68-3	
Isopropylbenzene (Cumene)	ND	ug/L	0.50	0.33	1		07/09/21 04:19	98-82-8	
Methylene Chloride	ND	ug/L	2.0	2.0	1		07/09/21 04:19	75-09-2	
Methyl-tert-butyl ether	ND	ug/L	0.50	0.42	1		07/09/21 04:19	1634-04-4	
Naphthalene	ND	ug/L	2.0	0.64	1		07/09/21 04:19	91-20-3	
n-Propylbenzene	ND	ug/L	0.50	0.34	1		07/09/21 04:19	103-65-1	
Styrene	ND	ug/L	0.50	0.29	1		07/09/21 04:19	100-42-5	
1,1,1,2-Tetrachloroethane	ND	ug/L	0.50	0.31	1		07/09/21 04:19	630-20-6	
1,1,2,2-Tetrachloroethane	ND	ug/L	0.50	0.22	1		07/09/21 04:19	79-34-5	
Tetrachloroethene	ND	ug/L	0.50	0.29	1		07/09/21 04:19	127-18-4	
Toluene	ND	ug/L	0.50	0.48	1		07/09/21 04:19	108-88-3	
1,2,3-Trichlorobenzene	ND	ug/L	2.0	0.81	1		07/09/21 04:19	87-61-6	
1,2,4-Trichlorobenzene	ND	ug/L	2.0	0.64	1		07/09/21 04:19	120-82-1	
1,1,1-Trichloroethane	ND	ug/L	0.50	0.33	1		07/09/21 04:19	71-55-6	
1,1,2-Trichloroethane	ND	ug/L	0.50	0.32	1		07/09/21 04:19	79-00-5	
Trichloroethene	ND	ug/L	0.50	0.38	1		07/09/21 04:19	79-01-6	
Trichlorofluoromethane	ND	ug/L	1.0	0.30	1		07/09/21 04:19	75-69-4	
1,2,3-Trichloropropane	ND	ug/L	0.50	0.26	1		07/09/21 04:19	96-18-4	
1,2,4-Trimethylbenzene	ND	ug/L	0.50	0.50	1		07/09/21 04:19	95-63-6	
1,3,5-Trimethylbenzene	ND	ug/L	0.50	0.33	1		07/09/21 04:19	108-67-8	
Vinyl chloride	ND	ug/L	1.0	0.39	1		07/09/21 04:19	75-01-4	
m&p-Xylene	ND	ug/L	1.0	0.71	1		07/09/21 04:19	179601-23-1	
o-Xylene	ND	ug/L	0.50	0.34	1		07/09/21 04:19	95-47-6	
Surrogates									
1,2-Dichloroethane-d4 (S)	114	%	70-130		1		07/09/21 04:19	17060-07-0	
4-Bromofluorobenzene (S)	101	%	70-130		1		07/09/21 04:19	460-00-4	
Toluene-d8 (S)	100	%	70-130		1		07/09/21 04:19	2037-26-5	

REPORT OF LABORATORY ANALYSIS

This report shall not be reproduced, except in full,
without the written consent of Pace Analytical Services, LLC.

Pace Analytical Services, LLC
9800 Kincey Ave. Suite 100
Huntersville, NC 28078
(704)875-9092

ANALYTICAL RESULTS

Project: CPC Huntersville (7/7/21)
Pace Project No.: 92548170

Sample: MW-31D **Lab ID: 92548170018** Collected: 07/07/21 11:10 Received: 07/07/21 17:18 Matrix: Water

Parameters	Results	Units	Report Limit	MDL	DF	Prepared	Analyzed	CAS No.	Qual
VPH NC Water	Analytical Method: MADEP VPH Pace Analytical Services - Charlotte								
Total VPH (C5-C12)	ND	ug/L	50.0	50.0	1		07/09/21 06:18		N2
Aliphatic (C05-C08)	ND	ug/L	50.0	50.0	1		07/09/21 06:18		N2
Aliphatic(C09-C12) Adjusted	ND	ug/L	50.0	50.0	1		07/09/21 06:18		N2
Aromatic (C09-C10)	ND	ug/L	50.0	50.0	1		07/09/21 06:18		N2
Surrogates									
4-Bromofluorobenzene (FID) (S)	109	%	70-130		1		07/09/21 06:18	460-00-4	
4-Bromofluorobenzene (PID) (S)	105	%	70-130		1		07/09/21 06:18	460-00-4	
6010 MET ICP	Analytical Method: EPA 6010D Preparation Method: EPA 3010A Pace Analytical Services - Asheville								
Lead	ND	ug/L	5.0	4.5	1	07/08/21 15:24	07/09/21 05:56	7439-92-1	
6200B MSV	Analytical Method: SM 6200B Pace Analytical Services - Charlotte								
Benzene	ND	ug/L	0.50	0.34	1		07/09/21 03:07	71-43-2	
Bromobenzene	ND	ug/L	0.50	0.29	1		07/09/21 03:07	108-86-1	
Bromochloromethane	ND	ug/L	0.50	0.47	1		07/09/21 03:07	74-97-5	
Bromodichloromethane	ND	ug/L	0.50	0.31	1		07/09/21 03:07	75-27-4	
Bromoform	ND	ug/L	0.50	0.34	1		07/09/21 03:07	75-25-2	
Bromomethane	ND	ug/L	5.0	1.7	1		07/09/21 03:07	74-83-9	
n-Butylbenzene	ND	ug/L	0.50	0.49	1		07/09/21 03:07	104-51-8	
sec-Butylbenzene	ND	ug/L	0.50	0.40	1		07/09/21 03:07	135-98-8	
tert-Butylbenzene	ND	ug/L	0.50	0.32	1		07/09/21 03:07	98-06-6	
Carbon tetrachloride	ND	ug/L	0.50	0.33	1		07/09/21 03:07	56-23-5	
Chlorobenzene	ND	ug/L	0.50	0.28	1		07/09/21 03:07	108-90-7	
Chloroethane	ND	ug/L	1.0	0.65	1		07/09/21 03:07	75-00-3	
Chloroform	ND	ug/L	0.50	0.35	1		07/09/21 03:07	67-66-3	
Chloromethane	ND	ug/L	1.0	0.54	1		07/09/21 03:07	74-87-3	
2-Chlorotoluene	ND	ug/L	0.50	0.32	1		07/09/21 03:07	95-49-8	
4-Chlorotoluene	ND	ug/L	0.50	0.32	1		07/09/21 03:07	106-43-4	
1,2-Dibromo-3-chloropropane	ND	ug/L	1.0	0.34	1		07/09/21 03:07	96-12-8	
Dibromochloromethane	ND	ug/L	0.50	0.36	1		07/09/21 03:07	124-48-1	
1,2-Dibromoethane (EDB)	ND	ug/L	0.50	0.27	1		07/09/21 03:07	106-93-4	
Dibromomethane	ND	ug/L	0.50	0.39	1		07/09/21 03:07	74-95-3	
1,2-Dichlorobenzene	ND	ug/L	0.50	0.34	1		07/09/21 03:07	95-50-1	
1,3-Dichlorobenzene	ND	ug/L	0.50	0.34	1		07/09/21 03:07	541-73-1	
1,4-Dichlorobenzene	ND	ug/L	0.50	0.33	1		07/09/21 03:07	106-46-7	
Dichlorodifluoromethane	ND	ug/L	0.50	0.35	1		07/09/21 03:07	75-71-8	
1,1-Dichloroethane	ND	ug/L	0.50	0.37	1		07/09/21 03:07	75-34-3	
1,2-Dichloroethane	ND	ug/L	0.50	0.32	1		07/09/21 03:07	107-06-2	
1,1-Dichloroethene	ND	ug/L	0.50	0.35	1		07/09/21 03:07	75-35-4	
cis-1,2-Dichloroethene	ND	ug/L	0.50	0.38	1		07/09/21 03:07	156-59-2	
trans-1,2-Dichloroethene	ND	ug/L	0.50	0.40	1		07/09/21 03:07	156-60-5	
1,2-Dichloropropane	ND	ug/L	0.50	0.36	1		07/09/21 03:07	78-87-5	
1,3-Dichloropropane	ND	ug/L	0.50	0.28	1		07/09/21 03:07	142-28-9	

REPORT OF LABORATORY ANALYSIS

This report shall not be reproduced, except in full,
without the written consent of Pace Analytical Services, LLC.

Pace Analytical Services, LLC
9800 Kincey Ave. Suite 100
Huntersville, NC 28078
(704)875-9092

ANALYTICAL RESULTS

Project: CPC Huntersville (7/7/21)
Pace Project No.: 92548170

Sample: MW-31D **Lab ID: 92548170018** Collected: 07/07/21 11:10 Received: 07/07/21 17:18 Matrix: Water

Parameters	Results	Units	Report Limit	MDL	DF	Prepared	Analyzed	CAS No.	Qual
6200B MSV	Analytical Method: SM 6200B Pace Analytical Services - Charlotte								
2,2-Dichloropropane	ND	ug/L	0.50	0.39	1		07/09/21 03:07	594-20-7	
1,1-Dichloropropene	ND	ug/L	0.50	0.43	1		07/09/21 03:07	563-58-6	
cis-1,3-Dichloropropene	ND	ug/L	0.50	0.36	1		07/09/21 03:07	10061-01-5	
trans-1,3-Dichloropropene	ND	ug/L	0.50	0.36	1		07/09/21 03:07	10061-02-6	
Diisopropyl ether	ND	ug/L	0.50	0.31	1		07/09/21 03:07	108-20-3	
Ethylbenzene	ND	ug/L	0.50	0.30	1		07/09/21 03:07	100-41-4	
Hexachloro-1,3-butadiene	ND	ug/L	2.0	1.5	1		07/09/21 03:07	87-68-3	
Isopropylbenzene (Cumene)	ND	ug/L	0.50	0.33	1		07/09/21 03:07	98-82-8	
Methylene Chloride	ND	ug/L	2.0	2.0	1		07/09/21 03:07	75-09-2	
Methyl-tert-butyl ether	ND	ug/L	0.50	0.42	1		07/09/21 03:07	1634-04-4	
Naphthalene	ND	ug/L	2.0	0.64	1		07/09/21 03:07	91-20-3	
n-Propylbenzene	ND	ug/L	0.50	0.34	1		07/09/21 03:07	103-65-1	
Styrene	ND	ug/L	0.50	0.29	1		07/09/21 03:07	100-42-5	
1,1,1,2-Tetrachloroethane	ND	ug/L	0.50	0.31	1		07/09/21 03:07	630-20-6	
1,1,2,2-Tetrachloroethane	ND	ug/L	0.50	0.22	1		07/09/21 03:07	79-34-5	
Tetrachloroethene	ND	ug/L	0.50	0.29	1		07/09/21 03:07	127-18-4	
Toluene	ND	ug/L	0.50	0.48	1		07/09/21 03:07	108-88-3	
1,2,3-Trichlorobenzene	ND	ug/L	2.0	0.81	1		07/09/21 03:07	87-61-6	
1,2,4-Trichlorobenzene	ND	ug/L	2.0	0.64	1		07/09/21 03:07	120-82-1	
1,1,1-Trichloroethane	ND	ug/L	0.50	0.33	1		07/09/21 03:07	71-55-6	
1,1,2-Trichloroethane	ND	ug/L	0.50	0.32	1		07/09/21 03:07	79-00-5	
Trichloroethene	ND	ug/L	0.50	0.38	1		07/09/21 03:07	79-01-6	
Trichlorofluoromethane	ND	ug/L	1.0	0.30	1		07/09/21 03:07	75-69-4	
1,2,3-Trichloropropane	ND	ug/L	0.50	0.26	1		07/09/21 03:07	96-18-4	
1,2,4-Trimethylbenzene	ND	ug/L	0.50	0.50	1		07/09/21 03:07	95-63-6	
1,3,5-Trimethylbenzene	ND	ug/L	0.50	0.33	1		07/09/21 03:07	108-67-8	
Vinyl chloride	ND	ug/L	1.0	0.39	1		07/09/21 03:07	75-01-4	
m&p-Xylene	ND	ug/L	1.0	0.71	1		07/09/21 03:07	179601-23-1	
o-Xylene	ND	ug/L	0.50	0.34	1		07/09/21 03:07	95-47-6	
Surrogates									
1,2-Dichloroethane-d4 (S)	115	%	70-130		1		07/09/21 03:07	17060-07-0	
4-Bromofluorobenzene (S)	101	%	70-130		1		07/09/21 03:07	460-00-4	
Toluene-d8 (S)	100	%	70-130		1		07/09/21 03:07	2037-26-5	

REPORT OF LABORATORY ANALYSIS

This report shall not be reproduced, except in full,
without the written consent of Pace Analytical Services, LLC.

Pace Analytical Services, LLC
9800 Kincey Ave. Suite 100
Huntersville, NC 28078
(704)875-9092

ANALYTICAL RESULTS

Project: CPC Huntersville (7/7/21)
Pace Project No.: 92548170

Sample: MW-77 **Lab ID: 92548170019** Collected: 07/07/21 11:40 Received: 07/07/21 17:18 Matrix: Water

Parameters	Results	Units	Report Limit	MDL	DF	Prepared	Analyzed	CAS No.	Qual
VPH NC Water	Analytical Method: MADEP VPH Pace Analytical Services - Charlotte								
Total VPH (C5-C12)	ND	ug/L	50.0	50.0	1		07/09/21 06:47		N2
Aliphatic (C05-C08)	ND	ug/L	50.0	50.0	1		07/09/21 06:47		N2
Aliphatic(C09-C12) Adjusted	ND	ug/L	50.0	50.0	1		07/09/21 06:47		N2
Aromatic (C09-C10)	ND	ug/L	50.0	50.0	1		07/09/21 06:47		N2
Surrogates									
4-Bromofluorobenzene (FID) (S)	104	%	70-130		1		07/09/21 06:47	460-00-4	
4-Bromofluorobenzene (PID) (S)	100	%	70-130		1		07/09/21 06:47	460-00-4	
6010 MET ICP	Analytical Method: EPA 6010D Preparation Method: EPA 3010A Pace Analytical Services - Asheville								
Lead	**4.8J**	ug/L	5.0	4.5	1	07/08/21 15:24	07/09/21 06:12	7439-92-1	
6200B MSV	Analytical Method: SM 6200B Pace Analytical Services - Charlotte								
Benzene	ND	ug/L	0.50	0.34	1		07/09/21 03:25	71-43-2	
Bromobenzene	ND	ug/L	0.50	0.29	1		07/09/21 03:25	108-86-1	
Bromochloromethane	ND	ug/L	0.50	0.47	1		07/09/21 03:25	74-97-5	
Bromodichloromethane	ND	ug/L	0.50	0.31	1		07/09/21 03:25	75-27-4	
Bromoform	ND	ug/L	0.50	0.34	1		07/09/21 03:25	75-25-2	
Bromomethane	ND	ug/L	5.0	1.7	1		07/09/21 03:25	74-83-9	
n-Butylbenzene	ND	ug/L	0.50	0.49	1		07/09/21 03:25	104-51-8	
sec-Butylbenzene	ND	ug/L	0.50	0.40	1		07/09/21 03:25	135-98-8	
tert-Butylbenzene	ND	ug/L	0.50	0.32	1		07/09/21 03:25	98-06-6	
Carbon tetrachloride	ND	ug/L	0.50	0.33	1		07/09/21 03:25	56-23-5	
Chlorobenzene	ND	ug/L	0.50	0.28	1		07/09/21 03:25	108-90-7	
Chloroethane	ND	ug/L	1.0	0.65	1		07/09/21 03:25	75-00-3	
Chloroform	ND	ug/L	0.50	0.35	1		07/09/21 03:25	67-66-3	
Chloromethane	ND	ug/L	1.0	0.54	1		07/09/21 03:25	74-87-3	
2-Chlorotoluene	ND	ug/L	0.50	0.32	1		07/09/21 03:25	95-49-8	
4-Chlorotoluene	ND	ug/L	0.50	0.32	1		07/09/21 03:25	106-43-4	
1,2-Dibromo-3-chloropropane	ND	ug/L	1.0	0.34	1		07/09/21 03:25	96-12-8	
Dibromochloromethane	ND	ug/L	0.50	0.36	1		07/09/21 03:25	124-48-1	
1,2-Dibromoethane (EDB)	ND	ug/L	0.50	0.27	1		07/09/21 03:25	106-93-4	
Dibromomethane	ND	ug/L	0.50	0.39	1		07/09/21 03:25	74-95-3	
1,2-Dichlorobenzene	ND	ug/L	0.50	0.34	1		07/09/21 03:25	95-50-1	
1,3-Dichlorobenzene	ND	ug/L	0.50	0.34	1		07/09/21 03:25	541-73-1	
1,4-Dichlorobenzene	ND	ug/L	0.50	0.33	1		07/09/21 03:25	106-46-7	
Dichlorodifluoromethane	ND	ug/L	0.50	0.35	1		07/09/21 03:25	75-71-8	
1,1-Dichloroethane	ND	ug/L	0.50	0.37	1		07/09/21 03:25	75-34-3	
1,2-Dichloroethane	ND	ug/L	0.50	0.32	1		07/09/21 03:25	107-06-2	
1,1-Dichloroethene	ND	ug/L	0.50	0.35	1		07/09/21 03:25	75-35-4	
cis-1,2-Dichloroethene	ND	ug/L	0.50	0.38	1		07/09/21 03:25	156-59-2	
trans-1,2-Dichloroethene	ND	ug/L	0.50	0.40	1		07/09/21 03:25	156-60-5	
1,2-Dichloropropane	ND	ug/L	0.50	0.36	1		07/09/21 03:25	78-87-5	
1,3-Dichloropropane	ND	ug/L	0.50	0.28	1		07/09/21 03:25	142-28-9	

REPORT OF LABORATORY ANALYSIS

This report shall not be reproduced, except in full,
without the written consent of Pace Analytical Services, LLC.

Pace Analytical Services, LLC
9800 Kincey Ave. Suite 100
Huntersville, NC 28078
(704)875-9092

ANALYTICAL RESULTS

Project: CPC Huntersville (7/7/21)
Pace Project No.: 92548170

Sample: MW-77 **Lab ID: 92548170019** Collected: 07/07/21 11:40 Received: 07/07/21 17:18 Matrix: Water

Parameters	Results	Units	Report Limit	MDL	DF	Prepared	Analyzed	CAS No.	Qual
6200B MSV	Analytical Method: SM 6200B Pace Analytical Services - Charlotte								
2,2-Dichloropropane	ND	ug/L	0.50	0.39	1		07/09/21 03:25	594-20-7	
1,1-Dichloropropene	ND	ug/L	0.50	0.43	1		07/09/21 03:25	563-58-6	
cis-1,3-Dichloropropene	ND	ug/L	0.50	0.36	1		07/09/21 03:25	10061-01-5	
trans-1,3-Dichloropropene	ND	ug/L	0.50	0.36	1		07/09/21 03:25	10061-02-6	
Diisopropyl ether	ND	ug/L	0.50	0.31	1		07/09/21 03:25	108-20-3	
Ethylbenzene	ND	ug/L	0.50	0.30	1		07/09/21 03:25	100-41-4	
Hexachloro-1,3-butadiene	ND	ug/L	2.0	1.5	1		07/09/21 03:25	87-68-3	
Isopropylbenzene (Cumene)	ND	ug/L	0.50	0.33	1		07/09/21 03:25	98-82-8	
Methylene Chloride	ND	ug/L	2.0	2.0	1		07/09/21 03:25	75-09-2	
Methyl-tert-butyl ether	ND	ug/L	0.50	0.42	1		07/09/21 03:25	1634-04-4	
Naphthalene	ND	ug/L	2.0	0.64	1		07/09/21 03:25	91-20-3	
n-Propylbenzene	ND	ug/L	0.50	0.34	1		07/09/21 03:25	103-65-1	
Styrene	ND	ug/L	0.50	0.29	1		07/09/21 03:25	100-42-5	
1,1,1,2-Tetrachloroethane	ND	ug/L	0.50	0.31	1		07/09/21 03:25	630-20-6	
1,1,2,2-Tetrachloroethane	ND	ug/L	0.50	0.22	1		07/09/21 03:25	79-34-5	
Tetrachloroethene	ND	ug/L	0.50	0.29	1		07/09/21 03:25	127-18-4	
Toluene	**0.53**	ug/L	0.50	0.48	1		07/09/21 03:25	108-88-3	
1,2,3-Trichlorobenzene	ND	ug/L	2.0	0.81	1		07/09/21 03:25	87-61-6	
1,2,4-Trichlorobenzene	ND	ug/L	2.0	0.64	1		07/09/21 03:25	120-82-1	
1,1,1-Trichloroethane	ND	ug/L	0.50	0.33	1		07/09/21 03:25	71-55-6	
1,1,2-Trichloroethane	ND	ug/L	0.50	0.32	1		07/09/21 03:25	79-00-5	
Trichloroethene	ND	ug/L	0.50	0.38	1		07/09/21 03:25	79-01-6	
Trichlorofluoromethane	ND	ug/L	1.0	0.30	1		07/09/21 03:25	75-69-4	
1,2,3-Trichloropropane	ND	ug/L	0.50	0.26	1		07/09/21 03:25	96-18-4	
1,2,4-Trimethylbenzene	ND	ug/L	0.50	0.50	1		07/09/21 03:25	95-63-6	
1,3,5-Trimethylbenzene	ND	ug/L	0.50	0.33	1		07/09/21 03:25	108-67-8	
Vinyl chloride	ND	ug/L	1.0	0.39	1		07/09/21 03:25	75-01-4	
m&p-Xylene	ND	ug/L	1.0	0.71	1		07/09/21 03:25	179601-23-1	
o-Xylene	ND	ug/L	0.50	0.34	1		07/09/21 03:25	95-47-6	
Surrogates									
1,2-Dichloroethane-d4 (S)	113	%	70-130		1		07/09/21 03:25	17060-07-0	
4-Bromofluorobenzene (S)	100	%	70-130		1		07/09/21 03:25	460-00-4	
Toluene-d8 (S)	98	%	70-130		1		07/09/21 03:25	2037-26-5	

REPORT OF LABORATORY ANALYSIS

This report shall not be reproduced, except in full,
without the written consent of Pace Analytical Services, LLC.

Pace Analytical Services, LLC
9800 Kincey Ave. Suite 100
Huntersville, NC 28078
(704)875-9092

ANALYTICAL RESULTS

Project: CPC Huntersville (7/7/21)
Pace Project No.: 92548170

Sample: MW-78 **Lab ID: 92548170020** Collected: 07/07/21 16:15 Received: 07/07/21 17:18 Matrix: Water

Parameters	Results	Units	Report Limit	MDL	DF	Prepared	Analyzed	CAS No.	Qual
VPH NC Water	Analytical Method: MADEP VPH Pace Analytical Services - Charlotte								
Total VPH (C5-C12)	ND	ug/L	50.0	50.0	1		07/09/21 07:15		N2
Aliphatic (C05-C08)	ND	ug/L	50.0	50.0	1		07/09/21 07:15		N2
Aliphatic(C09-C12) Adjusted	ND	ug/L	50.0	50.0	1		07/09/21 07:15		N2
Aromatic (C09-C10)	ND	ug/L	50.0	50.0	1		07/09/21 07:15		N2
Surrogates									
4-Bromofluorobenzene (FID) (S)	104	%	70-130		1		07/09/21 07:15	460-00-4	
4-Bromofluorobenzene (PID) (S)	100	%	70-130		1		07/09/21 07:15	460-00-4	
6010 MET ICP	Analytical Method: EPA 6010D Preparation Method: EPA 3010A Pace Analytical Services - Asheville								
Lead	ND	ug/L	5.0	4.5	1	07/08/21 15:24	07/09/21 06:15	7439-92-1	
6200B MSV	Analytical Method: SM 6200B Pace Analytical Services - Charlotte								
Benzene	ND	ug/L	0.50	0.34	1		07/09/21 04:37	71-43-2	
Bromobenzene	ND	ug/L	0.50	0.29	1		07/09/21 04:37	108-86-1	
Bromochloromethane	ND	ug/L	0.50	0.47	1		07/09/21 04:37	74-97-5	
Bromodichloromethane	ND	ug/L	0.50	0.31	1		07/09/21 04:37	75-27-4	
Bromoform	ND	ug/L	0.50	0.34	1		07/09/21 04:37	75-25-2	
Bromomethane	ND	ug/L	5.0	1.7	1		07/09/21 04:37	74-83-9	
n-Butylbenzene	ND	ug/L	0.50	0.49	1		07/09/21 04:37	104-51-8	
sec-Butylbenzene	ND	ug/L	0.50	0.40	1		07/09/21 04:37	135-98-8	
tert-Butylbenzene	ND	ug/L	0.50	0.32	1		07/09/21 04:37	98-06-6	
Carbon tetrachloride	ND	ug/L	0.50	0.33	1		07/09/21 04:37	56-23-5	
Chlorobenzene	ND	ug/L	0.50	0.28	1		07/09/21 04:37	108-90-7	
Chloroethane	ND	ug/L	1.0	0.65	1		07/09/21 04:37	75-00-3	
Chloroform	ND	ug/L	0.50	0.35	1		07/09/21 04:37	67-66-3	
Chloromethane	ND	ug/L	1.0	0.54	1		07/09/21 04:37	74-87-3	
2-Chlorotoluene	ND	ug/L	0.50	0.32	1		07/09/21 04:37	95-49-8	
4-Chlorotoluene	ND	ug/L	0.50	0.32	1		07/09/21 04:37	106-43-4	
1,2-Dibromo-3-chloropropane	ND	ug/L	1.0	0.34	1		07/09/21 04:37	96-12-8	
Dibromochloromethane	ND	ug/L	0.50	0.36	1		07/09/21 04:37	124-48-1	
1,2-Dibromoethane (EDB)	ND	ug/L	0.50	0.27	1		07/09/21 04:37	106-93-4	
Dibromomethane	ND	ug/L	0.50	0.39	1		07/09/21 04:37	74-95-3	
1,2-Dichlorobenzene	ND	ug/L	0.50	0.34	1		07/09/21 04:37	95-50-1	
1,3-Dichlorobenzene	ND	ug/L	0.50	0.34	1		07/09/21 04:37	541-73-1	
1,4-Dichlorobenzene	ND	ug/L	0.50	0.33	1		07/09/21 04:37	106-46-7	
Dichlorodifluoromethane	ND	ug/L	0.50	0.35	1		07/09/21 04:37	75-71-8	
1,1-Dichloroethane	ND	ug/L	0.50	0.37	1		07/09/21 04:37	75-34-3	
1,2-Dichloroethane	ND	ug/L	0.50	0.32	1		07/09/21 04:37	107-06-2	
1,1-Dichloroethene	ND	ug/L	0.50	0.35	1		07/09/21 04:37	75-35-4	
cis-1,2-Dichloroethene	ND	ug/L	0.50	0.38	1		07/09/21 04:37	156-59-2	
trans-1,2-Dichloroethene	ND	ug/L	0.50	0.40	1		07/09/21 04:37	156-60-5	
1,2-Dichloropropane	ND	ug/L	0.50	0.36	1		07/09/21 04:37	78-87-5	
1,3-Dichloropropane	ND	ug/L	0.50	0.28	1		07/09/21 04:37	142-28-9	

REPORT OF LABORATORY ANALYSIS

This report shall not be reproduced, except in full,
without the written consent of Pace Analytical Services, LLC.

Pace Analytical Services, LLC
9800 Kincey Ave. Suite 100
Huntersville, NC 28078
(704)875-9092

ANALYTICAL RESULTS

Project: CPC Huntersville (7/7/21)
Pace Project No.: 92548170

Sample: MW-78 **Lab ID: 92548170020** Collected: 07/07/21 16:15 Received: 07/07/21 17:18 Matrix: Water

Parameters	Results	Units	Report Limit	MDL	DF	Prepared	Analyzed	CAS No.	Qual
6200B MSV	Analytical Method: SM 6200B Pace Analytical Services - Charlotte								
2,2-Dichloropropane	ND	ug/L	0.50	0.39	1		07/09/21 04:37	594-20-7	
1,1-Dichloropropene	ND	ug/L	0.50	0.43	1		07/09/21 04:37	563-58-6	
cis-1,3-Dichloropropene	ND	ug/L	0.50	0.36	1		07/09/21 04:37	10061-01-5	
trans-1,3-Dichloropropene	ND	ug/L	0.50	0.36	1		07/09/21 04:37	10061-02-6	
Diisopropyl ether	ND	ug/L	0.50	0.31	1		07/09/21 04:37	108-20-3	
Ethylbenzene	ND	ug/L	0.50	0.30	1		07/09/21 04:37	100-41-4	
Hexachloro-1,3-butadiene	ND	ug/L	2.0	1.5	1		07/09/21 04:37	87-68-3	
Isopropylbenzene (Cumene)	ND	ug/L	0.50	0.33	1		07/09/21 04:37	98-82-8	
Methylene Chloride	ND	ug/L	2.0	2.0	1		07/09/21 04:37	75-09-2	
Methyl-tert-butyl ether	ND	ug/L	0.50	0.42	1		07/09/21 04:37	1634-04-4	
Naphthalene	ND	ug/L	2.0	0.64	1		07/09/21 04:37	91-20-3	
n-Propylbenzene	ND	ug/L	0.50	0.34	1		07/09/21 04:37	103-65-1	
Styrene	ND	ug/L	0.50	0.29	1		07/09/21 04:37	100-42-5	
1,1,1,2-Tetrachloroethane	ND	ug/L	0.50	0.31	1		07/09/21 04:37	630-20-6	
1,1,2,2-Tetrachloroethane	ND	ug/L	0.50	0.22	1		07/09/21 04:37	79-34-5	
Tetrachloroethene	ND	ug/L	0.50	0.29	1		07/09/21 04:37	127-18-4	
Toluene	ND	ug/L	0.50	0.48	1		07/09/21 04:37	108-88-3	
1,2,3-Trichlorobenzene	ND	ug/L	2.0	0.81	1		07/09/21 04:37	87-61-6	
1,2,4-Trichlorobenzene	ND	ug/L	2.0	0.64	1		07/09/21 04:37	120-82-1	
1,1,1-Trichloroethane	ND	ug/L	0.50	0.33	1		07/09/21 04:37	71-55-6	
1,1,2-Trichloroethane	ND	ug/L	0.50	0.32	1		07/09/21 04:37	79-00-5	
Trichloroethene	ND	ug/L	0.50	0.38	1		07/09/21 04:37	79-01-6	
Trichlorofluoromethane	ND	ug/L	1.0	0.30	1		07/09/21 04:37	75-69-4	
1,2,3-Trichloropropane	ND	ug/L	0.50	0.26	1		07/09/21 04:37	96-18-4	
1,2,4-Trimethylbenzene	ND	ug/L	0.50	0.50	1		07/09/21 04:37	95-63-6	
1,3,5-Trimethylbenzene	ND	ug/L	0.50	0.33	1		07/09/21 04:37	108-67-8	
Vinyl chloride	ND	ug/L	1.0	0.39	1		07/09/21 04:37	75-01-4	
m&p-Xylene	ND	ug/L	1.0	0.71	1		07/09/21 04:37	179601-23-1	
o-Xylene	ND	ug/L	0.50	0.34	1		07/09/21 04:37	95-47-6	
Surrogates									
1,2-Dichloroethane-d4 (S)	114	%	70-130		1		07/09/21 04:37	17060-07-0	
4-Bromofluorobenzene (S)	103	%	70-130		1		07/09/21 04:37	460-00-4	
Toluene-d8 (S)	101	%	70-130		1		07/09/21 04:37	2037-26-5	

REPORT OF LABORATORY ANALYSIS

This report shall not be reproduced, except in full,
without the written consent of Pace Analytical Services, LLC.

Pace Analytical Services, LLC
9800 Kincey Ave. Suite 100
Huntersville, NC 28078
(704)875-9092

ANALYTICAL RESULTS

Project: CPC Huntersville (7/7/21)
Pace Project No.: 92548170

Sample: MW-79 **Lab ID: 92548170021** Collected: 07/07/21 13:35 Received: 07/07/21 17:18 Matrix: Water

Parameters	Results	Units	Report Limit	MDL	DF	Prepared	Analyzed	CAS No.	Qual
VPH NC Water	Analytical Method: MADEP VPH Pace Analytical Services - Charlotte								
Total VPH (C5-C12)	ND	ug/L	50.0	50.0	1		07/09/21 07:44		N2
Aliphatic (C05-C08)	ND	ug/L	50.0	50.0	1		07/09/21 07:44		N2
Aliphatic(C09-C12) Adjusted	ND	ug/L	50.0	50.0	1		07/09/21 07:44		N2
Aromatic (C09-C10)	ND	ug/L	50.0	50.0	1		07/09/21 07:44		N2
Surrogates									
4-Bromofluorobenzene (FID) (S)	104	%	70-130		1		07/09/21 07:44	460-00-4	
4-Bromofluorobenzene (PID) (S)	99	%	70-130		1		07/09/21 07:44	460-00-4	
6010 MET ICP	Analytical Method: EPA 6010D Preparation Method: EPA 3010A Pace Analytical Services - Asheville								
Lead	ND	ug/L	5.0	4.5	1	07/08/21 15:24	07/09/21 06:18	7439-92-1	
6200B MSV	Analytical Method: SM 6200B Pace Analytical Services - Charlotte								
Benzene	**0.71**	ug/L	0.50	0.34	1		07/09/21 03:43	71-43-2	
Bromobenzene	ND	ug/L	0.50	0.29	1		07/09/21 03:43	108-86-1	
Bromochloromethane	ND	ug/L	0.50	0.47	1		07/09/21 03:43	74-97-5	
Bromodichloromethane	ND	ug/L	0.50	0.31	1		07/09/21 03:43	75-27-4	
Bromoform	ND	ug/L	0.50	0.34	1		07/09/21 03:43	75-25-2	
Bromomethane	ND	ug/L	5.0	1.7	1		07/09/21 03:43	74-83-9	
n-Butylbenzene	ND	ug/L	0.50	0.49	1		07/09/21 03:43	104-51-8	
sec-Butylbenzene	ND	ug/L	0.50	0.40	1		07/09/21 03:43	135-98-8	
tert-Butylbenzene	ND	ug/L	0.50	0.32	1		07/09/21 03:43	98-06-6	
Carbon tetrachloride	ND	ug/L	0.50	0.33	1		07/09/21 03:43	56-23-5	
Chlorobenzene	ND	ug/L	0.50	0.28	1		07/09/21 03:43	108-90-7	
Chloroethane	ND	ug/L	1.0	0.65	1		07/09/21 03:43	75-00-3	
Chloroform	ND	ug/L	0.50	0.35	1		07/09/21 03:43	67-66-3	
Chloromethane	ND	ug/L	1.0	0.54	1		07/09/21 03:43	74-87-3	
2-Chlorotoluene	ND	ug/L	0.50	0.32	1		07/09/21 03:43	95-49-8	
4-Chlorotoluene	ND	ug/L	0.50	0.32	1		07/09/21 03:43	106-43-4	
1,2-Dibromo-3-chloropropane	ND	ug/L	1.0	0.34	1		07/09/21 03:43	96-12-8	
Dibromochloromethane	ND	ug/L	0.50	0.36	1		07/09/21 03:43	124-48-1	
1,2-Dibromoethane (EDB)	ND	ug/L	0.50	0.27	1		07/09/21 03:43	106-93-4	
Dibromomethane	ND	ug/L	0.50	0.39	1		07/09/21 03:43	74-95-3	
1,2-Dichlorobenzene	ND	ug/L	0.50	0.34	1		07/09/21 03:43	95-50-1	
1,3-Dichlorobenzene	ND	ug/L	0.50	0.34	1		07/09/21 03:43	541-73-1	
1,4-Dichlorobenzene	ND	ug/L	0.50	0.33	1		07/09/21 03:43	106-46-7	
Dichlorodifluoromethane	ND	ug/L	0.50	0.35	1		07/09/21 03:43	75-71-8	
1,1-Dichloroethane	ND	ug/L	0.50	0.37	1		07/09/21 03:43	75-34-3	
1,2-Dichloroethane	ND	ug/L	0.50	0.32	1		07/09/21 03:43	107-06-2	
1,1-Dichloroethene	ND	ug/L	0.50	0.35	1		07/09/21 03:43	75-35-4	
cis-1,2-Dichloroethene	ND	ug/L	0.50	0.38	1		07/09/21 03:43	156-59-2	
trans-1,2-Dichloroethene	ND	ug/L	0.50	0.40	1		07/09/21 03:43	156-60-5	
1,2-Dichloropropane	ND	ug/L	0.50	0.36	1		07/09/21 03:43	78-87-5	
1,3-Dichloropropane	ND	ug/L	0.50	0.28	1		07/09/21 03:43	142-28-9	

REPORT OF LABORATORY ANALYSIS

This report shall not be reproduced, except in full,
without the written consent of Pace Analytical Services, LLC.

Pace Analytical Services, LLC
9800 Kincey Ave. Suite 100
Huntersville, NC 28078
(704)875-9092

ANALYTICAL RESULTS

Project: CPC Huntersville (7/7/21)
Pace Project No.: 92548170

Sample: MW-79 **Lab ID: 92548170021** Collected: 07/07/21 13:35 Received: 07/07/21 17:18 Matrix: Water

Parameters	Results	Units	Report Limit	MDL	DF	Prepared	Analyzed	CAS No.	Qual
6200B MSV	Analytical Method: SM 6200B Pace Analytical Services - Charlotte								
2,2-Dichloropropane	ND	ug/L	0.50	0.39	1		07/09/21 03:43	594-20-7	
1,1-Dichloropropene	ND	ug/L	0.50	0.43	1		07/09/21 03:43	563-58-6	
cis-1,3-Dichloropropene	ND	ug/L	0.50	0.36	1		07/09/21 03:43	10061-01-5	
trans-1,3-Dichloropropene	ND	ug/L	0.50	0.36	1		07/09/21 03:43	10061-02-6	
Diisopropyl ether	ND	ug/L	0.50	0.31	1		07/09/21 03:43	108-20-3	
Ethylbenzene	ND	ug/L	0.50	0.30	1		07/09/21 03:43	100-41-4	
Hexachloro-1,3-butadiene	ND	ug/L	2.0	1.5	1		07/09/21 03:43	87-68-3	
Isopropylbenzene (Cumene)	ND	ug/L	0.50	0.33	1		07/09/21 03:43	98-82-8	
Methylene Chloride	ND	ug/L	2.0	2.0	1		07/09/21 03:43	75-09-2	
Methyl-tert-butyl ether	ND	ug/L	0.50	0.42	1		07/09/21 03:43	1634-04-4	
Naphthalene	ND	ug/L	2.0	0.64	1		07/09/21 03:43	91-20-3	
n-Propylbenzene	ND	ug/L	0.50	0.34	1		07/09/21 03:43	103-65-1	
Styrene	ND	ug/L	0.50	0.29	1		07/09/21 03:43	100-42-5	
1,1,1,2-Tetrachloroethane	ND	ug/L	0.50	0.31	1		07/09/21 03:43	630-20-6	
1,1,2,2-Tetrachloroethane	ND	ug/L	0.50	0.22	1		07/09/21 03:43	79-34-5	
Tetrachloroethene	ND	ug/L	0.50	0.29	1		07/09/21 03:43	127-18-4	
Toluene	**1.4**	ug/L	0.50	0.48	1		07/09/21 03:43	108-88-3	
1,2,3-Trichlorobenzene	ND	ug/L	2.0	0.81	1		07/09/21 03:43	87-61-6	
1,2,4-Trichlorobenzene	ND	ug/L	2.0	0.64	1		07/09/21 03:43	120-82-1	
1,1,1-Trichloroethane	ND	ug/L	0.50	0.33	1		07/09/21 03:43	71-55-6	
1,1,2-Trichloroethane	ND	ug/L	0.50	0.32	1		07/09/21 03:43	79-00-5	
Trichloroethene	ND	ug/L	0.50	0.38	1		07/09/21 03:43	79-01-6	
Trichlorofluoromethane	ND	ug/L	1.0	0.30	1		07/09/21 03:43	75-69-4	
1,2,3-Trichloropropane	ND	ug/L	0.50	0.26	1		07/09/21 03:43	96-18-4	
1,2,4-Trimethylbenzene	ND	ug/L	0.50	0.50	1		07/09/21 03:43	95-63-6	
1,3,5-Trimethylbenzene	ND	ug/L	0.50	0.33	1		07/09/21 03:43	108-67-8	
Vinyl chloride	ND	ug/L	1.0	0.39	1		07/09/21 03:43	75-01-4	
m&p-Xylene	ND	ug/L	1.0	0.71	1		07/09/21 03:43	179601-23-1	
o-Xylene	ND	ug/L	0.50	0.34	1		07/09/21 03:43	95-47-6	
Surrogates									
1,2-Dichloroethane-d4 (S)	113	%	70-130		1		07/09/21 03:43	17060-07-0	
4-Bromofluorobenzene (S)	100	%	70-130		1		07/09/21 03:43	460-00-4	
Toluene-d8 (S)	101	%	70-130		1		07/09/21 03:43	2037-26-5	

REPORT OF LABORATORY ANALYSIS

This report shall not be reproduced, except in full,
without the written consent of Pace Analytical Services, LLC.

Pace Analytical Services, LLC
9800 Kincey Ave. Suite 100
Huntersville, NC 28078
(704)875-9092

ANALYTICAL RESULTS

Project: CPC Huntersville (7/7/21)
Pace Project No.: 92548170

Sample: MW-79D **Lab ID: 92548170022** Collected: 07/07/21 09:40 Received: 07/07/21 17:18 Matrix: Water

Parameters	Results	Units	Report Limit	MDL	DF	Prepared	Analyzed	CAS No.	Qual
VPH NC Water	Analytical Method: MADEP VPH Pace Analytical Services - Charlotte								
Total VPH (C5-C12)	ND	ug/L	50.0	50.0	1		07/09/21 08:12		N2
Aliphatic (C05-C08)	ND	ug/L	50.0	50.0	1		07/09/21 08:12		N2
Aliphatic(C09-C12) Adjusted	ND	ug/L	50.0	50.0	1		07/09/21 08:12		N2
Aromatic (C09-C10)	ND	ug/L	50.0	50.0	1		07/09/21 08:12		N2
Surrogates									
4-Bromofluorobenzene (FID) (S)	105	%	70-130		1		07/09/21 08:12	460-00-4	
4-Bromofluorobenzene (PID) (S)	101	%	70-130		1		07/09/21 08:12	460-00-4	
6010 MET ICP	Analytical Method: EPA 6010D Preparation Method: EPA 3010A Pace Analytical Services - Asheville								
Lead	ND	ug/L	5.0	4.5	1	07/08/21 15:24	07/09/21 06:22	7439-92-1	
6200B MSV	Analytical Method: SM 6200B Pace Analytical Services - Charlotte								
Benzene	ND	ug/L	0.50	0.34	1		07/09/21 04:01	71-43-2	
Bromobenzene	ND	ug/L	0.50	0.29	1		07/09/21 04:01	108-86-1	
Bromochloromethane	ND	ug/L	0.50	0.47	1		07/09/21 04:01	74-97-5	
Bromodichloromethane	ND	ug/L	0.50	0.31	1		07/09/21 04:01	75-27-4	
Bromoform	ND	ug/L	0.50	0.34	1		07/09/21 04:01	75-25-2	
Bromomethane	ND	ug/L	5.0	1.7	1		07/09/21 04:01	74-83-9	
n-Butylbenzene	ND	ug/L	0.50	0.49	1		07/09/21 04:01	104-51-8	
sec-Butylbenzene	ND	ug/L	0.50	0.40	1		07/09/21 04:01	135-98-8	
tert-Butylbenzene	ND	ug/L	0.50	0.32	1		07/09/21 04:01	98-06-6	
Carbon tetrachloride	ND	ug/L	0.50	0.33	1		07/09/21 04:01	56-23-5	
Chlorobenzene	ND	ug/L	0.50	0.28	1		07/09/21 04:01	108-90-7	
Chloroethane	ND	ug/L	1.0	0.65	1		07/09/21 04:01	75-00-3	
Chloroform	ND	ug/L	0.50	0.35	1		07/09/21 04:01	67-66-3	
Chloromethane	ND	ug/L	1.0	0.54	1		07/09/21 04:01	74-87-3	
2-Chlorotoluene	ND	ug/L	0.50	0.32	1		07/09/21 04:01	95-49-8	
4-Chlorotoluene	ND	ug/L	0.50	0.32	1		07/09/21 04:01	106-43-4	
1,2-Dibromo-3-chloropropane	ND	ug/L	1.0	0.34	1		07/09/21 04:01	96-12-8	
Dibromochloromethane	ND	ug/L	0.50	0.36	1		07/09/21 04:01	124-48-1	
1,2-Dibromoethane (EDB)	ND	ug/L	0.50	0.27	1		07/09/21 04:01	106-93-4	
Dibromomethane	ND	ug/L	0.50	0.39	1		07/09/21 04:01	74-95-3	
1,2-Dichlorobenzene	ND	ug/L	0.50	0.34	1		07/09/21 04:01	95-50-1	
1,3-Dichlorobenzene	ND	ug/L	0.50	0.34	1		07/09/21 04:01	541-73-1	
1,4-Dichlorobenzene	ND	ug/L	0.50	0.33	1		07/09/21 04:01	106-46-7	
Dichlorodifluoromethane	ND	ug/L	0.50	0.35	1		07/09/21 04:01	75-71-8	
1,1-Dichloroethane	ND	ug/L	0.50	0.37	1		07/09/21 04:01	75-34-3	
1,2-Dichloroethane	ND	ug/L	0.50	0.32	1		07/09/21 04:01	107-06-2	
1,1-Dichloroethene	ND	ug/L	0.50	0.35	1		07/09/21 04:01	75-35-4	
cis-1,2-Dichloroethene	ND	ug/L	0.50	0.38	1		07/09/21 04:01	156-59-2	
trans-1,2-Dichloroethene	ND	ug/L	0.50	0.40	1		07/09/21 04:01	156-60-5	
1,2-Dichloropropane	ND	ug/L	0.50	0.36	1		07/09/21 04:01	78-87-5	
1,3-Dichloropropane	ND	ug/L	0.50	0.28	1		07/09/21 04:01	142-28-9	

REPORT OF LABORATORY ANALYSIS

This report shall not be reproduced, except in full,
without the written consent of Pace Analytical Services, LLC.

Pace Analytical Services, LLC
9800 Kincey Ave. Suite 100
Huntersville, NC 28078
(704)875-9092

ANALYTICAL RESULTS

Project: CPC Huntersville (7/7/21)
Pace Project No.: 92548170

Sample: MW-79D **Lab ID: 92548170022** Collected: 07/07/21 09:40 Received: 07/07/21 17:18 Matrix: Water

Parameters	Results	Units	Report Limit	MDL	DF	Prepared	Analyzed	CAS No.	Qual
6200B MSV	Analytical Method: SM 6200B Pace Analytical Services - Charlotte								
2,2-Dichloropropane	ND	ug/L	0.50	0.39	1		07/09/21 04:01	594-20-7	
1,1-Dichloropropene	ND	ug/L	0.50	0.43	1		07/09/21 04:01	563-58-6	
cis-1,3-Dichloropropene	ND	ug/L	0.50	0.36	1		07/09/21 04:01	10061-01-5	
trans-1,3-Dichloropropene	ND	ug/L	0.50	0.36	1		07/09/21 04:01	10061-02-6	
Diisopropyl ether	ND	ug/L	0.50	0.31	1		07/09/21 04:01	108-20-3	
Ethylbenzene	ND	ug/L	0.50	0.30	1		07/09/21 04:01	100-41-4	
Hexachloro-1,3-butadiene	ND	ug/L	2.0	1.5	1		07/09/21 04:01	87-68-3	
Isopropylbenzene (Cumene)	ND	ug/L	0.50	0.33	1		07/09/21 04:01	98-82-8	
Methylene Chloride	ND	ug/L	2.0	2.0	1		07/09/21 04:01	75-09-2	
Methyl-tert-butyl ether	ND	ug/L	0.50	0.42	1		07/09/21 04:01	1634-04-4	
Naphthalene	ND	ug/L	2.0	0.64	1		07/09/21 04:01	91-20-3	
n-Propylbenzene	ND	ug/L	0.50	0.34	1		07/09/21 04:01	103-65-1	
Styrene	ND	ug/L	0.50	0.29	1		07/09/21 04:01	100-42-5	
1,1,1,2-Tetrachloroethane	ND	ug/L	0.50	0.31	1		07/09/21 04:01	630-20-6	
1,1,2,2-Tetrachloroethane	ND	ug/L	0.50	0.22	1		07/09/21 04:01	79-34-5	
Tetrachloroethene	ND	ug/L	0.50	0.29	1		07/09/21 04:01	127-18-4	
Toluene	**6.1**	ug/L	0.50	0.48	1		07/09/21 04:01	108-88-3	
1,2,3-Trichlorobenzene	ND	ug/L	2.0	0.81	1		07/09/21 04:01	87-61-6	
1,2,4-Trichlorobenzene	ND	ug/L	2.0	0.64	1		07/09/21 04:01	120-82-1	
1,1,1-Trichloroethane	ND	ug/L	0.50	0.33	1		07/09/21 04:01	71-55-6	
1,1,2-Trichloroethane	ND	ug/L	0.50	0.32	1		07/09/21 04:01	79-00-5	
Trichloroethene	ND	ug/L	0.50	0.38	1		07/09/21 04:01	79-01-6	
Trichlorofluoromethane	ND	ug/L	1.0	0.30	1		07/09/21 04:01	75-69-4	
1,2,3-Trichloropropane	ND	ug/L	0.50	0.26	1		07/09/21 04:01	96-18-4	
1,2,4-Trimethylbenzene	ND	ug/L	0.50	0.50	1		07/09/21 04:01	95-63-6	
1,3,5-Trimethylbenzene	ND	ug/L	0.50	0.33	1		07/09/21 04:01	108-67-8	
Vinyl chloride	ND	ug/L	1.0	0.39	1		07/09/21 04:01	75-01-4	
m&p-Xylene	ND	ug/L	1.0	0.71	1		07/09/21 04:01	179601-23-1	
o-Xylene	ND	ug/L	0.50	0.34	1		07/09/21 04:01	95-47-6	
Surrogates									
1,2-Dichloroethane-d4 (S)	113	%	70-130		1		07/09/21 04:01	17060-07-0	
4-Bromofluorobenzene (S)	99	%	70-130		1		07/09/21 04:01	460-00-4	
Toluene-d8 (S)	100	%	70-130		1		07/09/21 04:01	2037-26-5	

REPORT OF LABORATORY ANALYSIS

This report shall not be reproduced, except in full,
without the written consent of Pace Analytical Services, LLC.

Pace Analytical Services, LLC
9800 Kincey Ave. Suite 100
Huntersville, NC 28078
(704)875-9092

QUALITY CONTROL DATA

Project: CPC Huntersville (7/7/21)
Pace Project No.: 92548170

QC Batch: 632209 | Analysis Method: MADEP VPH
QC Batch Method: MADEP VPH | Analysis Description: VPH NC Water
Laboratory: Pace Analytical Services - Charlotte

Associated Lab Samples: 92548170001, 92548170002, 92548170003, 92548170004, 92548170005, 92548170006, 92548170007, 92548170008, 92548170011

METHOD BLANK: 3320960 Matrix: Water

Associated Lab Samples: 92548170001, 92548170002, 92548170003, 92548170004, 92548170005, 92548170006, 92548170007, 92548170008, 92548170011

Parameter	Units	Blank Result	Reporting Limit	MDL	Analyzed	Qualifiers
Aliphatic (C05-C08)	ug/L	ND	50.0	50.0	07/08/21 16:02	N2
Aromatic (C09-C10)	ug/L	ND	50.0	50.0	07/08/21 16:02	N2
4-Bromofluorobenzene (FID) (S)	%	108	70-130		07/08/21 16:02	
4-Bromofluorobenzene (PID) (S)	%	104	70-130		07/08/21 16:02	

LABORATORY CONTROL SAMPLE & LCSD: 3320961 3320962

Parameter	Units	Spike Conc.	LCS Result	LCSD Result	LCS % Rec	LCSD % Rec	% Rec Limits	RPD	Max RPD	Qualifiers
Aliphatic (C05-C08)	ug/L	300	359	348	120	116	70-130	3	25	N2
Aromatic (C09-C10)	ug/L	100	113	106	113	106	70-130	7	25	N2
4-Bromofluorobenzene (FID) (S)	%				107	110	70-130			
4-Bromofluorobenzene (PID) (S)	%				100	103	70-130			

Results presented on this page are in the units indicated by the "Units" column except where an alternate unit is presented to the right of the result.

REPORT OF LABORATORY ANALYSIS

This report shall not be reproduced, except in full,
without the written consent of Pace Analytical Services, LLC.

Pace Analytical Services, LLC
9800 Kincey Ave. Suite 100
Huntersville, NC 28078
(704)875-9092

QUALITY CONTROL DATA

Project: CPC Huntersville (7/7/21)
Pace Project No.: 92548170

QC Batch: 632219 | Analysis Method: MADEP VPH
QC Batch Method: MADEP VPH | Analysis Description: VPH NC Water
Laboratory: Pace Analytical Services - Charlotte

Associated Lab Samples: 92548170012, 92548170015, 92548170016, 92548170017, 92548170018, 92548170019, 92548170020, 92548170021, 92548170022

METHOD BLANK: 3321006 Matrix: Water

Associated Lab Samples: 92548170012, 92548170015, 92548170016, 92548170017, 92548170018, 92548170019, 92548170020, 92548170021, 92548170022

Parameter	Units	Blank Result	Reporting Limit	MDL	Analyzed	Qualifiers
Aliphatic (C05-C08)	ug/L	ND	50.0	50.0	07/08/21 16:30	N2
Aromatic (C09-C10)	ug/L	ND	50.0	50.0	07/08/21 16:30	N2
4-Bromofluorobenzene (FID) (S)	%	105	70-130		07/08/21 16:30	
4-Bromofluorobenzene (PID) (S)	%	101	70-130		07/08/21 16:30	

LABORATORY CONTROL SAMPLE & LCSD: 3321007 3321008

Parameter	Units	Spike Conc.	LCS Result	LCSD Result	LCS % Rec	LCSD % Rec	% Rec Limits	RPD	Max RPD	Qualifiers
Aliphatic (C05-C08)	ug/L	300	364	328	121	109	70-130	11	25	N2
Aromatic (C09-C10)	ug/L	100	118	107	118	107	70-130	9	25	N2
4-Bromofluorobenzene (FID) (S)	%				111	106	70-130			
4-Bromofluorobenzene (PID) (S)	%				103	99	70-130			

Results presented on this page are in the units indicated by the "Units" column except where an alternate unit is presented to the right of the result.

REPORT OF LABORATORY ANALYSIS

This report shall not be reproduced, except in full,
without the written consent of Pace Analytical Services, LLC.

Pace Analytical Services, LLC
9800 Kincey Ave. Suite 100
Huntersville, NC 28078
(704)875-9092

QUALITY CONTROL DATA

Project: CPC Huntersville (7/7/21)
Pace Project No.: 92548170

QC Batch: 632558
QC Batch Method: MADEP VPH
Analysis Method: MADEP VPH
Analysis Description: VPH NC Water
Laboratory: Pace Analytical Services - Charlotte
Associated Lab Samples: 92548170013, 92548170014

METHOD BLANK: 3323022 Matrix: Water
Associated Lab Samples: 92548170013, 92548170014

Parameter	Units	Blank Result	Reporting Limit	MDL	Analyzed	Qualifiers
Aliphatic (C05-C08)	ug/L	ND	50.0	50.0	07/09/21 18:49	N2
Aromatic (C09-C10)	ug/L	ND	50.0	50.0	07/09/21 18:49	N2
4-Bromofluorobenzene (FID) (S)	%	105	70-130		07/09/21 18:49	
4-Bromofluorobenzene (PID) (S)	%	99	70-130		07/09/21 18:49	

LABORATORY CONTROL SAMPLE & LCSD: 3323023 3323024

Parameter	Units	Spike Conc.	LCS Result	LCSD Result	LCS % Rec	LCSD % Rec	% Rec Limits	RPD	Max RPD	Qualifiers
Aliphatic (C05-C08)	ug/L	300	329	332	110	111	70-130	1	25	N2
Aromatic (C09-C10)	ug/L	100	103	109	103	109	70-130	6	25	N2
4-Bromofluorobenzene (FID) (S)	%				108	110	70-130			
4-Bromofluorobenzene (PID) (S)	%				100	102	70-130			

Results presented on this page are in the units indicated by the "Units" column except where an alternate unit is presented to the right of the result.

REPORT OF LABORATORY ANALYSIS

This report shall not be reproduced, except in full,
without the written consent of Pace Analytical Services, LLC.

Pace Analytical Services, LLC
9800 Kincey Ave. Suite 100
Huntersville, NC 28078
(704)875-9092

QUALITY CONTROL DATA

Project: CPC Huntersville (7/7/21)
Pace Project No.: 92548170

QC Batch: 632149 — Analysis Method: EPA 6010D
QC Batch Method: EPA 3010A — Analysis Description: 6010 MET
Laboratory: Pace Analytical Services - Asheville
Associated Lab Samples: 92548170001, 92548170002, 92548170003, 92548170004, 92548170005, 92548170006, 92548170007, 92548170011, 92548170012, 92548170013, 92548170014, 92548170015

METHOD BLANK: 3320608 — Matrix: Water
Associated Lab Samples: 92548170001, 92548170002, 92548170003, 92548170004, 92548170005, 92548170006, 92548170007, 92548170011, 92548170012, 92548170013, 92548170014, 92548170015

Parameter	Units	Blank Result	Reporting Limit	MDL	Analyzed	Qualifiers
Lead	ug/L	ND	5.0	4.5	07/09/21 06:25	

LABORATORY CONTROL SAMPLE: 3320609

Parameter	Units	Spike Conc.	LCS Result	LCS % Rec	% Rec Limits	Qualifiers
Lead	ug/L	500	482	96	80-120	

MATRIX SPIKE & MATRIX SPIKE DUPLICATE: 3320610 3320611

Parameter	Units	92548168001 Result	MS Spike Conc.	MSD Spike Conc.	MS Result	MSD Result	MS % Rec	MSD % Rec	% Rec Limits	RPD	Max RPD	Qual
Lead	ug/L	ND	500	500	472	452	94	90	75-125	4	20	

Results presented on this page are in the units indicated by the "Units" column except where an alternate unit is presented to the right of the result.

REPORT OF LABORATORY ANALYSIS

This report shall not be reproduced, except in full,
without the written consent of Pace Analytical Services, LLC.

Pace Analytical Services, LLC
9800 Kincey Ave. Suite 100
Huntersville, NC 28078
(704)875-9092

QUALITY CONTROL DATA

Project: CPC Huntersville (7/7/21)
Pace Project No.: 92548170

QC Batch: 632151 | Analysis Method: EPA 6010D
QC Batch Method: EPA 3010A | Analysis Description: 6010 MET
Laboratory: Pace Analytical Services - Asheville
Associated Lab Samples: 92548170016, 92548170017, 92548170018, 92548170019, 92548170020, 92548170021, 92548170022

METHOD BLANK: 3320614 Matrix: Water
Associated Lab Samples: 92548170016, 92548170017, 92548170018, 92548170019, 92548170020, 92548170021, 92548170022

Parameter	Units	Blank Result	Reporting Limit	MDL	Analyzed	Qualifiers
Lead	ug/L	ND	5.0	4.5	07/09/21 05:33	

LABORATORY CONTROL SAMPLE: 3320615

Parameter	Units	Spike Conc.	LCS Result	LCS % Rec	% Rec Limits	Qualifiers
Lead	ug/L	500	520	104	80-120	

MATRIX SPIKE & MATRIX SPIKE DUPLICATE: 3320616 3320617

Parameter	Units	92548170016 Result	MS Spike Conc.	MSD Spike Conc.	MS Result	MSD Result	MS % Rec	MSD % Rec	% Rec Limits	RPD	Max RPD	Qual
Lead	ug/L	ND	500	500	471	488	94	98	75-125	4	20	

Results presented on this page are in the units indicated by the "Units" column except where an alternate unit is presented to the right of the result.

REPORT OF LABORATORY ANALYSIS

This report shall not be reproduced, except in full,
without the written consent of Pace Analytical Services, LLC.

Pace Analytical Services, LLC
9800 Kincey Ave. Suite 100
Huntersville, NC 28078
(704)875-9092

QUALITY CONTROL DATA

Project: CPC Huntersville (7/7/21)
Pace Project No.: 92548170

QC Batch: 632110 Analysis Method: SM 6200B
QC Batch Method: SM 6200B Analysis Description: 6200B MSV
Laboratory: Pace Analytical Services - Charlotte
Associated Lab Samples: 92548170001, 92548170002, 92548170004, 92548170005, 92548170006, 92548170007, 92548170008

METHOD BLANK: 3320393 Matrix: Water
Associated Lab Samples: 92548170001, 92548170002, 92548170004, 92548170005, 92548170006, 92548170007, 92548170008

Parameter	Units	Blank Result	Reporting Limit	MDL	Analyzed	Qualifiers
1,1,1,2-Tetrachloroethane	ug/L	ND	0.50	0.31	07/08/21 22:53	
1,1,1-Trichloroethane	ug/L	ND	0.50	0.33	07/08/21 22:53	
1,1,2,2-Tetrachloroethane	ug/L	ND	0.50	0.22	07/08/21 22:53	
1,1,2-Trichloroethane	ug/L	ND	0.50	0.32	07/08/21 22:53	
1,1-Dichloroethane	ug/L	ND	0.50	0.37	07/08/21 22:53	
1,1-Dichloroethene	ug/L	ND	0.50	0.35	07/08/21 22:53	
1,1-Dichloropropene	ug/L	ND	0.50	0.43	07/08/21 22:53	
1,2,3-Trichlorobenzene	ug/L	ND	2.0	0.81	07/08/21 22:53	
1,2,3-Trichloropropane	ug/L	ND	0.50	0.26	07/08/21 22:53	
1,2,4-Trichlorobenzene	ug/L	ND	2.0	0.64	07/08/21 22:53	
1,2,4-Trimethylbenzene	ug/L	ND	0.50	0.50	07/08/21 22:53	
1,2-Dibromo-3-chloropropane	ug/L	ND	1.0	0.34	07/08/21 22:53	
1,2-Dibromoethane (EDB)	ug/L	ND	0.50	0.27	07/08/21 22:53	
1,2-Dichlorobenzene	ug/L	ND	0.50	0.34	07/08/21 22:53	
1,2-Dichloroethane	ug/L	ND	0.50	0.32	07/08/21 22:53	
1,2-Dichloropropane	ug/L	ND	0.50	0.36	07/08/21 22:53	
1,3,5-Trimethylbenzene	ug/L	ND	0.50	0.33	07/08/21 22:53	
1,3-Dichlorobenzene	ug/L	ND	0.50	0.34	07/08/21 22:53	
1,3-Dichloropropane	ug/L	ND	0.50	0.28	07/08/21 22:53	
1,4-Dichlorobenzene	ug/L	ND	0.50	0.33	07/08/21 22:53	
2,2-Dichloropropane	ug/L	ND	0.50	0.39	07/08/21 22:53	
2-Chlorotoluene	ug/L	ND	0.50	0.32	07/08/21 22:53	
4-Chlorotoluene	ug/L	ND	0.50	0.32	07/08/21 22:53	
Benzene	ug/L	ND	0.50	0.34	07/08/21 22:53	
Bromobenzene	ug/L	ND	0.50	0.29	07/08/21 22:53	
Bromochloromethane	ug/L	ND	0.50	0.47	07/08/21 22:53	
Bromodichloromethane	ug/L	ND	0.50	0.31	07/08/21 22:53	
Bromoform	ug/L	ND	0.50	0.34	07/08/21 22:53	
Bromomethane	ug/L	ND	5.0	1.7	07/08/21 22:53	
Carbon tetrachloride	ug/L	ND	0.50	0.33	07/08/21 22:53	
Chlorobenzene	ug/L	ND	0.50	0.28	07/08/21 22:53	
Chloroethane	ug/L	ND	1.0	0.65	07/08/21 22:53	
Chloroform	ug/L	ND	0.50	0.35	07/08/21 22:53	
Chloromethane	ug/L	ND	1.0	0.54	07/08/21 22:53	
cis-1,2-Dichloroethene	ug/L	ND	0.50	0.38	07/08/21 22:53	
cis-1,3-Dichloropropene	ug/L	ND	0.50	0.36	07/08/21 22:53	
Dibromochloromethane	ug/L	ND	0.50	0.36	07/08/21 22:53	
Dibromomethane	ug/L	ND	0.50	0.39	07/08/21 22:53	
Dichlorodifluoromethane	ug/L	ND	0.50	0.35	07/08/21 22:53	
Diisopropyl ether	ug/L	ND	0.50	0.31	07/08/21 22:53	

Results presented on this page are in the units indicated by the "Units" column except where an alternate unit is presented to the right of the result.

REPORT OF LABORATORY ANALYSIS

This report shall not be reproduced, except in full,
without the written consent of Pace Analytical Services, LLC.

Pace Analytical Services, LLC
9800 Kincey Ave. Suite 100
Huntersville, NC 28078
(704)875-9092

QUALITY CONTROL DATA

Project: CPC Huntersville (7/7/21)
Pace Project No.: 92548170

METHOD BLANK: 3320393 Matrix: Water
Associated Lab Samples: 92548170001, 92548170002, 92548170004, 92548170005, 92548170006, 92548170007, 92548170008

Parameter	Units	Blank Result	Reporting Limit	MDL	Analyzed	Qualifiers
Ethylbenzene	ug/L	ND	0.50	0.30	07/08/21 22:53	
Hexachloro-1,3-butadiene	ug/L	ND	2.0	1.5	07/08/21 22:53	
Isopropylbenzene (Cumene)	ug/L	ND	0.50	0.33	07/08/21 22:53	
m&p-Xylene	ug/L	ND	1.0	0.71	07/08/21 22:53	
Methyl-tert-butyl ether	ug/L	ND	0.50	0.42	07/08/21 22:53	
Methylene Chloride	ug/L	ND	2.0	2.0	07/08/21 22:53	
n-Butylbenzene	ug/L	ND	0.50	0.49	07/08/21 22:53	
n-Propylbenzene	ug/L	ND	0.50	0.34	07/08/21 22:53	
Naphthalene	ug/L	ND	2.0	0.64	07/08/21 22:53	
o-Xylene	ug/L	ND	0.50	0.34	07/08/21 22:53	
sec-Butylbenzene	ug/L	ND	0.50	0.40	07/08/21 22:53	
Styrene	ug/L	ND	0.50	0.29	07/08/21 22:53	
tert-Butylbenzene	ug/L	ND	0.50	0.32	07/08/21 22:53	
Tetrachloroethene	ug/L	ND	0.50	0.29	07/08/21 22:53	
Toluene	ug/L	ND	0.50	0.48	07/08/21 22:53	
trans-1,2-Dichloroethene	ug/L	ND	0.50	0.40	07/08/21 22:53	
trans-1,3-Dichloropropene	ug/L	ND	0.50	0.36	07/08/21 22:53	
Trichloroethene	ug/L	ND	0.50	0.38	07/08/21 22:53	
Trichlorofluoromethane	ug/L	ND	1.0	0.30	07/08/21 22:53	
Vinyl chloride	ug/L	ND	1.0	0.39	07/08/21 22:53	
1,2-Dichloroethane-d4 (S)	%	103	70-130		07/08/21 22:53	
4-Bromofluorobenzene (S)	%	96	70-130		07/08/21 22:53	
Toluene-d8 (S)	%	102	70-130		07/08/21 22:53	

LABORATORY CONTROL SAMPLE: 3320394

Parameter	Units	Spike Conc.	LCS Result	LCS % Rec	% Rec Limits	Qualifiers
1,1,1,2-Tetrachloroethane	ug/L	50	52.6	105	60-140	
1,1,1-Trichloroethane	ug/L	50	51.1	102	60-140	
1,1,2,2-Tetrachloroethane	ug/L	50	53.5	107	60-140	
1,1,2-Trichloroethane	ug/L	50	53.0	106	60-140	
1,1-Dichloroethane	ug/L	50	50.5	101	60-140	
1,1-Dichloroethene	ug/L	50	48.5	97	60-140	
1,1-Dichloropropene	ug/L	50	49.9	100	60-140	
1,2,3-Trichlorobenzene	ug/L	50	55.1	110	60-140	
1,2,3-Trichloropropane	ug/L	50	51.2	102	60-140	
1,2,4-Trichlorobenzene	ug/L	50	53.7	107	60-140	
1,2,4-Trimethylbenzene	ug/L	50	47.6	95	60-140	
1,2-Dibromo-3-chloropropane	ug/L	50	62.2	124	60-140	
1,2-Dibromoethane (EDB)	ug/L	50	54.1	108	60-140	
1,2-Dichlorobenzene	ug/L	50	50.4	101	60-140	
1,2-Dichloroethane	ug/L	50	47.0	94	60-140	
1,2-Dichloropropane	ug/L	50	49.7	99	60-140	
1,3,5-Trimethylbenzene	ug/L	50	48.6	97	60-140	

Results presented on this page are in the units indicated by the "Units" column except where an alternate unit is presented to the right of the result.

REPORT OF LABORATORY ANALYSIS

This report shall not be reproduced, except in full,
without the written consent of Pace Analytical Services, LLC.

Pace Analytical Services, LLC
9800 Kincey Ave. Suite 100
Huntersville, NC 28078
(704)875-9092

QUALITY CONTROL DATA

Project: CPC Huntersville (7/7/21)
Pace Project No.: 92548170

LABORATORY CONTROL SAMPLE: 3320394

Parameter	Units	Spike Conc.	LCS Result	LCS % Rec	% Rec Limits	Qualifiers
1,3-Dichlorobenzene	ug/L	50	49.6	99	60-140	
1,3-Dichloropropane	ug/L	50	51.4	103	60-140	
1,4-Dichlorobenzene	ug/L	50	51.4	103	60-140	
2,2-Dichloropropane	ug/L	50	52.2	104	60-140	
2-Chlorotoluene	ug/L	50	49.5	99	60-140	
4-Chlorotoluene	ug/L	50	48.2	96	60-140	
Benzene	ug/L	50	49.2	98	60-140	
Bromobenzene	ug/L	50	51.1	102	60-140	
Bromochloromethane	ug/L	50	52.4	105	60-140	
Bromodichloromethane	ug/L	50	53.3	107	60-140	
Bromoform	ug/L	50	56.9	114	60-140	
Bromomethane	ug/L	50	43.3	87	60-140	
Carbon tetrachloride	ug/L	50	50.5	101	60-140	
Chlorobenzene	ug/L	50	49.9	100	60-140	
Chloroethane	ug/L	50	46.6	93	60-140	
Chloroform	ug/L	50	49.7	99	60-140	
Chloromethane	ug/L	50	43.1	86	60-140	
cis-1,2-Dichloroethene	ug/L	50	49.7	99	60-140	
cis-1,3-Dichloropropene	ug/L	50	52.8	106	60-140	
Dibromochloromethane	ug/L	50	55.4	111	60-140	
Dibromomethane	ug/L	50	54.0	108	60-140	
Dichlorodifluoromethane	ug/L	50	41.2	82	60-140	
Diisopropyl ether	ug/L	50	47.7	95	60-140	
Ethylbenzene	ug/L	50	49.4	99	60-140	
Hexachloro-1,3-butadiene	ug/L	50	50.5	101	60-140	
Isopropylbenzene (Cumene)	ug/L	50	50.6	101	60-140	
m&p-Xylene	ug/L	100	97.8	98	60-140	
Methyl-tert-butyl ether	ug/L	50	53.1	106	60-140	
Methylene Chloride	ug/L	50	51.0	102	60-140	
n-Butylbenzene	ug/L	50	47.8	96	60-140	
n-Propylbenzene	ug/L	50	48.1	96	60-140	
Naphthalene	ug/L	50	55.4	111	60-140	
o-Xylene	ug/L	50	49.9	100	60-140	
sec-Butylbenzene	ug/L	50	47.1	94	60-140	
Styrene	ug/L	50	51.9	104	60-140	
tert-Butylbenzene	ug/L	50	41.3	83	60-140	
Tetrachloroethene	ug/L	50	49.2	98	60-140	
Toluene	ug/L	50	47.4	95	60-140	
trans-1,2-Dichloroethene	ug/L	50	49.4	99	60-140	
trans-1,3-Dichloropropene	ug/L	50	54.0	108	60-140	
Trichloroethene	ug/L	50	49.8	100	60-140	
Trichlorofluoromethane	ug/L	50	42.5	85	60-140	
Vinyl chloride	ug/L	50	47.3	95	60-140	
1,2-Dichloroethane-d4 (S)	%			98	70-130	
4-Bromofluorobenzene (S)	%			101	70-130	
Toluene-d8 (S)	%			101	70-130	

Results presented on this page are in the units indicated by the "Units" column except where an alternate unit is presented to the right of the result.

REPORT OF LABORATORY ANALYSIS

This report shall not be reproduced, except in full,
without the written consent of Pace Analytical Services, LLC.

Pace Analytical Services, LLC
9800 Kincey Ave. Suite 100
Huntersville, NC 28078
(704)875-9092

QUALITY CONTROL DATA

Project: CPC Huntersville (7/7/21)
Pace Project No.: 92548170

MATRIX SPIKE & MATRIX SPIKE DUPLICATE: 3320395 3320396

Parameter	Units	92548168003 Result	MS Spike Conc.	MSD Spike Conc.	MS Result	MSD Result	MS % Rec	MSD % Rec	% Rec Limits	RPD	Max RPD	Qual
1,1,1,2-Tetrachloroethane	ug/L	ND	20	20	20.5	21.4	103	107	60-140	4	30	
1,1,1-Trichloroethane	ug/L	ND	20	20	20.9	21.3	105	107	60-140	2	30	
1,1,2,2-Tetrachloroethane	ug/L	ND	20	20	20.5	21.3	102	106	60-140	4	30	
1,1,2-Trichloroethane	ug/L	ND	20	20	20.3	21.3	102	106	60-140	5	30	
1,1-Dichloroethane	ug/L	ND	20	20	20.5	21.2	102	106	60-140	3	30	
1,1-Dichloroethene	ug/L	ND	20	20	21.1	21.6	106	108	60-140	3	30	
1,1-Dichloropropene	ug/L	ND	20	20	20.7	21.4	103	107	60-140	4	30	
1,2,3-Trichlorobenzene	ug/L	ND	20	20	24.5	23.2	123	116	60-140	5	30	
1,2,3-Trichloropropane	ug/L	ND	20	20	20.6	20.8	103	104	60-140	1	30	
1,2,4-Trichlorobenzene	ug/L	ND	20	20	23.9	22.2	119	111	60-140	7	30	
1,2,4-Trimethylbenzene	ug/L	ND	20	20	19.1	19.5	95	98	60-140	2	30	
1,2-Dibromo-3-chloropropane	ug/L	ND	20	20	23.7	23.6	118	118	60-140	0	30	
1,2-Dibromoethane (EDB)	ug/L	ND	20	20	20.9	21.9	104	110	60-140	5	30	
1,2-Dichlorobenzene	ug/L	ND	20	20	19.8	19.9	99	100	60-140	1	30	
1,2-Dichloroethane	ug/L	ND	20	20	18.6	19.1	93	96	60-140	3	30	
1,2-Dichloropropane	ug/L	ND	20	20	20.0	20.7	100	104	60-140	4	30	
1,3,5-Trimethylbenzene	ug/L	ND	20	20	20.0	20.2	100	101	60-140	1	30	
1,3-Dichlorobenzene	ug/L	ND	20	20	19.6	19.9	98	100	60-140	1	30	
1,3-Dichloropropane	ug/L	ND	20	20	20.0	20.8	100	104	60-140	4	30	
1,4-Dichlorobenzene	ug/L	ND	20	20	20.2	20.5	101	102	60-140	1	30	
2,2-Dichloropropane	ug/L	ND	20	20	22.5	23.2	112	116	60-140	3	30	
2-Chlorotoluene	ug/L	ND	20	20	19.3	20.0	96	100	60-140	3	30	
4-Chlorotoluene	ug/L	ND	20	20	18.9	19.3	94	97	60-140	2	30	
Benzene	ug/L	ND	20	20	19.8	20.5	99	103	60-140	4	30	
Bromobenzene	ug/L	ND	20	20	20.0	20.8	100	104	60-140	4	30	
Bromochloromethane	ug/L	ND	20	20	20.4	21.5	102	107	60-140	5	30	
Bromodichloromethane	ug/L	ND	20	20	20.4	21.6	102	108	60-140	5	30	
Bromoform	ug/L	ND	20	20	21.3	22.4	107	112	60-140	5	30	
Bromomethane	ug/L	ND	20	20	20.6	20.8	103	104	60-140	1	30	
Carbon tetrachloride	ug/L	ND	20	20	21.2	21.9	106	110	60-140	3	30	
Chlorobenzene	ug/L	ND	20	20	19.8	20.6	99	103	60-140	4	30	
Chloroethane	ug/L	ND	20	20	21.2	21.6	106	108	60-140	2	30	
Chloroform	ug/L	ND	20	20	20.7	21.0	103	104	60-140	1	30	
Chloromethane	ug/L	ND	20	20	19.5	20.0	98	100	60-140	3	30	
cis-1,2-Dichloroethene	ug/L	ND	20	20	19.9	21.0	100	105	60-140	5	30	
cis-1,3-Dichloropropene	ug/L	ND	20	20	20.4	21.6	102	108	60-140	6	30	
Dibromochloromethane	ug/L	ND	20	20	20.7	22.0	103	110	60-140	6	30	
Dibromomethane	ug/L	ND	20	20	20.4	21.9	102	109	60-140	7	30	
Dichlorodifluoromethane	ug/L	ND	20	20	17.7	18.2	89	91	60-140	3	30	
Diisopropyl ether	ug/L	ND	20	20	18.9	19.7	94	99	60-140	4	30	
Ethylbenzene	ug/L	ND	20	20	19.9	20.7	99	104	60-140	4	30	
Hexachloro-1,3-butadiene	ug/L	ND	20	20	24.6	24.1	123	120	60-140	2	30	
Isopropylbenzene (Cumene)	ug/L	ND	20	20	20.5	21.2	102	106	60-140	3	30	
m&p-Xylene	ug/L	ND	40	40	38.9	41.0	97	102	60-140	5	30	

Results presented on this page are in the units indicated by the "Units" column except where an alternate unit is presented to the right of the result.

REPORT OF LABORATORY ANALYSIS

This report shall not be reproduced, except in full,
without the written consent of Pace Analytical Services, LLC.

Pace Analytical Services, LLC
9800 Kincey Ave. Suite 100
Huntersville, NC 28078
(704)875-9092

QUALITY CONTROL DATA

Project: CPC Huntersville (7/7/21)
Pace Project No.: 92548170

MATRIX SPIKE & MATRIX SPIKE DUPLICATE: 3320395 3320396

Parameter	Units	92548168003 Result	MS Spike Conc.	MSD Spike Conc.	MS Result	MSD Result	MS % Rec	MSD % Rec	% Rec Limits	RPD	Max RPD	Qual
Methyl-tert-butyl ether	ug/L	ND	20	20	20.2	21.2	101	106	60-140	5	30	
Methylene Chloride	ug/L	ND	20	20	19.9	20.5	100	103	60-140	3	30	
n-Butylbenzene	ug/L	ND	20	20	21.0	21.0	105	105	60-140	0	30	
n-Propylbenzene	ug/L	ND	20	20	19.8	20.2	99	101	60-140	2	30	
Naphthalene	ug/L	ND	20	20	23.0	21.3	115	106	60-140	8	30	
o-Xylene	ug/L	ND	20	20	19.7	20.4	99	102	60-140	3	30	
sec-Butylbenzene	ug/L	ND	20	20	20.3	20.4	101	102	60-140	1	30	
Styrene	ug/L	ND	20	20	19.8	20.4	99	102	60-140	3	30	
tert-Butylbenzene	ug/L	ND	20	20	17.3	17.7	86	88	60-140	2	30	
Tetrachloroethene	ug/L	ND	20	20	20.3	21.0	102	105	60-140	3	30	
Toluene	ug/L	ND	20	20	18.9	20.0	94	100	60-140	6	30	
trans-1,2-Dichloroethene	ug/L	ND	20	20	21.0	21.6	105	108	60-140	3	30	
trans-1,3-Dichloropropene	ug/L	ND	20	20	20.5	21.6	103	108	60-140	5	30	
Trichloroethene	ug/L	ND	20	20	20.5	21.5	103	107	60-140	5	30	
Trichlorofluoromethane	ug/L	ND	20	20	20.4	21.3	102	106	60-140	4	30	
Vinyl chloride	ug/L	ND	20	20	20.7	21.1	103	106	60-140	2	30	
1,2-Dichloroethane-d4 (S)	%						103	102	70-130			
4-Bromofluorobenzene (S)	%						99	99	70-130			
Toluene-d8 (S)	%						99	100	70-130			

Results presented on this page are in the units indicated by the "Units" column except where an alternate unit is presented to the right of the result.

REPORT OF LABORATORY ANALYSIS

This report shall not be reproduced, except in full,
without the written consent of Pace Analytical Services, LLC.

Pace Analytical Services, LLC
9800 Kincey Ave. Suite 100
Huntersville, NC 28078
(704)875-9092

QUALITY CONTROL DATA

Project: CPC Huntersville (7/7/21)
Pace Project No.: 92548170

QC Batch: 632143 | Analysis Method: SM 6200B
QC Batch Method: SM 6200B | Analysis Description: 6200B MSV
Laboratory: Pace Analytical Services - Charlotte

Associated Lab Samples: 92548170009, 92548170010, 92548170011, 92548170012, 92548170014, 92548170015, 92548170016, 92548170017, 92548170018, 92548170019, 92548170020, 92548170021, 92548170022

METHOD BLANK: 3320578 Matrix: Water

Associated Lab Samples: 92548170009, 92548170010, 92548170011, 92548170012, 92548170014, 92548170015, 92548170016, 92548170017, 92548170018, 92548170019, 92548170020, 92548170021, 92548170022

Parameter	Units	Blank Result	Reporting Limit	MDL	Analyzed	Qualifiers
1,1,1,2-Tetrachloroethane	ug/L	ND	0.50	0.31	07/09/21 01:01	
1,1,1-Trichloroethane	ug/L	ND	0.50	0.33	07/09/21 01:01	
1,1,2,2-Tetrachloroethane	ug/L	ND	0.50	0.22	07/09/21 01:01	
1,1,2-Trichloroethane	ug/L	ND	0.50	0.32	07/09/21 01:01	
1,1-Dichloroethane	ug/L	ND	0.50	0.37	07/09/21 01:01	
1,1-Dichloroethene	ug/L	ND	0.50	0.35	07/09/21 01:01	
1,1-Dichloropropene	ug/L	ND	0.50	0.43	07/09/21 01:01	
1,2,3-Trichlorobenzene	ug/L	ND	2.0	0.81	07/09/21 01:01	
1,2,3-Trichloropropane	ug/L	ND	0.50	0.26	07/09/21 01:01	
1,2,4-Trichlorobenzene	ug/L	ND	2.0	0.64	07/09/21 01:01	
1,2,4-Trimethylbenzene	ug/L	ND	0.50	0.50	07/09/21 01:01	
1,2-Dibromo-3-chloropropane	ug/L	ND	1.0	0.34	07/09/21 01:01	
1,2-Dibromoethane (EDB)	ug/L	ND	0.50	0.27	07/09/21 01:01	
1,2-Dichlorobenzene	ug/L	ND	0.50	0.34	07/09/21 01:01	
1,2-Dichloroethane	ug/L	ND	0.50	0.32	07/09/21 01:01	
1,2-Dichloropropane	ug/L	ND	0.50	0.36	07/09/21 01:01	
1,3,5-Trimethylbenzene	ug/L	ND	0.50	0.33	07/09/21 01:01	
1,3-Dichlorobenzene	ug/L	ND	0.50	0.34	07/09/21 01:01	
1,3-Dichloropropane	ug/L	ND	0.50	0.28	07/09/21 01:01	
1,4-Dichlorobenzene	ug/L	ND	0.50	0.33	07/09/21 01:01	
2,2-Dichloropropane	ug/L	ND	0.50	0.39	07/09/21 01:01	
2-Chlorotoluene	ug/L	ND	0.50	0.32	07/09/21 01:01	
4-Chlorotoluene	ug/L	ND	0.50	0.32	07/09/21 01:01	
Benzene	ug/L	ND	0.50	0.34	07/09/21 01:01	
Bromobenzene	ug/L	ND	0.50	0.29	07/09/21 01:01	
Bromochloromethane	ug/L	ND	0.50	0.47	07/09/21 01:01	
Bromodichloromethane	ug/L	ND	0.50	0.31	07/09/21 01:01	
Bromoform	ug/L	ND	0.50	0.34	07/09/21 01:01	
Bromomethane	ug/L	ND	5.0	1.7	07/09/21 01:01	
Carbon tetrachloride	ug/L	ND	0.50	0.33	07/09/21 01:01	
Chlorobenzene	ug/L	ND	0.50	0.28	07/09/21 01:01	
Chloroethane	ug/L	ND	1.0	0.65	07/09/21 01:01	
Chloroform	ug/L	ND	0.50	0.35	07/09/21 01:01	
Chloromethane	ug/L	ND	1.0	0.54	07/09/21 01:01	
cis-1,2-Dichloroethene	ug/L	ND	0.50	0.38	07/09/21 01:01	
cis-1,3-Dichloropropene	ug/L	ND	0.50	0.36	07/09/21 01:01	
Dibromochloromethane	ug/L	ND	0.50	0.36	07/09/21 01:01	
Dibromomethane	ug/L	ND	0.50	0.39	07/09/21 01:01	
Dichlorodifluoromethane	ug/L	ND	0.50	0.35	07/09/21 01:01	

Results presented on this page are in the units indicated by the "Units" column except where an alternate unit is presented to the right of the result.

REPORT OF LABORATORY ANALYSIS

This report shall not be reproduced, except in full,
without the written consent of Pace Analytical Services, LLC.

Pace Analytical Services, LLC
9800 Kincey Ave. Suite 100
Huntersville, NC 28078
(704)875-9092

QUALITY CONTROL DATA

Project: CPC Huntersville (7/7/21)
Pace Project No.: 92548170

METHOD BLANK: 3320578 Matrix: Water
Associated Lab Samples: 92548170009, 92548170010, 92548170011, 92548170012, 92548170014, 92548170015, 92548170016, 92548170017, 92548170018, 92548170019, 92548170020, 92548170021, 92548170022

Parameter	Units	Blank Result	Reporting Limit	MDL	Analyzed	Qualifiers
Diisopropyl ether	ug/L	ND	0.50	0.31	07/09/21 01:01	
Ethylbenzene	ug/L	ND	0.50	0.30	07/09/21 01:01	
Hexachloro-1,3-butadiene	ug/L	ND	2.0	1.5	07/09/21 01:01	
Isopropylbenzene (Cumene)	ug/L	ND	0.50	0.33	07/09/21 01:01	
m&p-Xylene	ug/L	ND	1.0	0.71	07/09/21 01:01	
Methyl-tert-butyl ether	ug/L	ND	0.50	0.42	07/09/21 01:01	
Methylene Chloride	ug/L	ND	2.0	2.0	07/09/21 01:01	
n-Butylbenzene	ug/L	ND	0.50	0.49	07/09/21 01:01	
n-Propylbenzene	ug/L	ND	0.50	0.34	07/09/21 01:01	
Naphthalene	ug/L	ND	2.0	0.64	07/09/21 01:01	
o-Xylene	ug/L	ND	0.50	0.34	07/09/21 01:01	
sec-Butylbenzene	ug/L	ND	0.50	0.40	07/09/21 01:01	
Styrene	ug/L	ND	0.50	0.29	07/09/21 01:01	
tert-Butylbenzene	ug/L	ND	0.50	0.32	07/09/21 01:01	
Tetrachloroethene	ug/L	ND	0.50	0.29	07/09/21 01:01	
Toluene	ug/L	ND	0.50	0.48	07/09/21 01:01	
trans-1,2-Dichloroethene	ug/L	ND	0.50	0.40	07/09/21 01:01	
trans-1,3-Dichloropropene	ug/L	ND	0.50	0.36	07/09/21 01:01	
Trichloroethene	ug/L	ND	0.50	0.38	07/09/21 01:01	
Trichlorofluoromethane	ug/L	ND	1.0	0.30	07/09/21 01:01	
Vinyl chloride	ug/L	ND	1.0	0.39	07/09/21 01:01	
1,2-Dichloroethane-d4 (S)	%	110	70-130		07/09/21 01:01	
4-Bromofluorobenzene (S)	%	101	70-130		07/09/21 01:01	
Toluene-d8 (S)	%	100	70-130		07/09/21 01:01	

LABORATORY CONTROL SAMPLE: 3320579

Parameter	Units	Spike Conc.	LCS Result	LCS % Rec	% Rec Limits	Qualifiers
1,1,1,2-Tetrachloroethane	ug/L	50	56.8	114	60-140	
1,1,1-Trichloroethane	ug/L	50	52.7	105	60-140	
1,1,2,2-Tetrachloroethane	ug/L	50	50.7	101	60-140	
1,1,2-Trichloroethane	ug/L	50	51.6	103	60-140	
1,1-Dichloroethane	ug/L	50	50.1	100	60-140	
1,1-Dichloroethene	ug/L	50	49.8	100	60-140	
1,1-Dichloropropene	ug/L	50	50.2	100	60-140	
1,2,3-Trichlorobenzene	ug/L	50	54.1	108	60-140	
1,2,3-Trichloropropane	ug/L	50	53.8	108	60-140	
1,2,4-Trichlorobenzene	ug/L	50	53.2	106	60-140	
1,2,4-Trimethylbenzene	ug/L	50	52.8	106	60-140	
1,2-Dibromo-3-chloropropane	ug/L	50	57.0	114	60-140	
1,2-Dibromoethane (EDB)	ug/L	50	53.8	108	60-140	
1,2-Dichlorobenzene	ug/L	50	51.5	103	60-140	
1,2-Dichloroethane	ug/L	50	48.8	98	60-140	

Results presented on this page are in the units indicated by the "Units" column except where an alternate unit is presented to the right of the result.

REPORT OF LABORATORY ANALYSIS

This report shall not be reproduced, except in full,
without the written consent of Pace Analytical Services, LLC.

Pace Analytical Services, LLC
9800 Kincey Ave. Suite 100
Huntersville, NC 28078
(704)875-9092

QUALITY CONTROL DATA

Project: CPC Huntersville (7/7/21)
Pace Project No.: 92548170

LABORATORY CONTROL SAMPLE: 3320579

Parameter	Units	Spike Conc.	LCS Result	LCS % Rec	% Rec Limits	Qualifiers
1,2-Dichloropropane	ug/L	50	48.8	98	60-140	
1,3,5-Trimethylbenzene	ug/L	50	53.3	107	60-140	
1,3-Dichlorobenzene	ug/L	50	50.8	102	60-140	
1,3-Dichloropropane	ug/L	50	52.6	105	60-140	
1,4-Dichlorobenzene	ug/L	50	51.3	103	60-140	
2,2-Dichloropropane	ug/L	50	50.4	101	60-140	
2-Chlorotoluene	ug/L	50	52.7	105	60-140	
4-Chlorotoluene	ug/L	50	51.1	102	60-140	
Benzene	ug/L	50	48.9	98	60-140	
Bromobenzene	ug/L	50	51.0	102	60-140	
Bromochloromethane	ug/L	50	51.6	103	60-140	
Bromodichloromethane	ug/L	50	54.7	109	60-140	
Bromoform	ug/L	50	63.9	128	60-140	
Bromomethane	ug/L	50	68.2	136	60-140	
Carbon tetrachloride	ug/L	50	56.2	112	60-140	
Chlorobenzene	ug/L	50	51.4	103	60-140	
Chloroethane	ug/L	50	50.5	101	60-140	
Chloroform	ug/L	50	53.3	107	60-140	
Chloromethane	ug/L	50	53.4	107	60-140	
cis-1,2-Dichloroethene	ug/L	50	49.9	100	60-140	
cis-1,3-Dichloropropene	ug/L	50	53.5	107	60-140	
Dibromochloromethane	ug/L	50	60.7	121	60-140	
Dibromomethane	ug/L	50	49.3	99	60-140	
Dichlorodifluoromethane	ug/L	50	41.4	83	60-140	
Diisopropyl ether	ug/L	50	51.6	103	60-140	
Ethylbenzene	ug/L	50	51.6	103	60-140	
Hexachloro-1,3-butadiene	ug/L	50	53.8	108	60-140	
Isopropylbenzene (Cumene)	ug/L	50	53.4	107	60-140	
m&p-Xylene	ug/L	100	103	103	60-140	
Methyl-tert-butyl ether	ug/L	50	52.7	105	60-140	
Methylene Chloride	ug/L	50	54.3	109	60-140	
n-Butylbenzene	ug/L	50	52.7	105	60-140	
n-Propylbenzene	ug/L	50	51.4	103	60-140	
Naphthalene	ug/L	50	53.9	108	60-140	
o-Xylene	ug/L	50	51.7	103	60-140	
sec-Butylbenzene	ug/L	50	50.9	102	60-140	
Styrene	ug/L	50	53.5	107	60-140	
tert-Butylbenzene	ug/L	50	44.8	90	60-140	
Tetrachloroethene	ug/L	50	52.2	104	60-140	
Toluene	ug/L	50	48.8	98	60-140	
trans-1,2-Dichloroethene	ug/L	50	50.0	100	60-140	
trans-1,3-Dichloropropene	ug/L	50	56.9	114	60-140	
Trichloroethene	ug/L	50	48.1	96	60-140	
Trichlorofluoromethane	ug/L	50	48.4	97	60-140	
Vinyl chloride	ug/L	50	47.0	94	60-140	
1,2-Dichloroethane-d4 (S)	%			106	70-130	
4-Bromofluorobenzene (S)	%			100	70-130	

Results presented on this page are in the units indicated by the "Units" column except where an alternate unit is presented to the right of the result.

REPORT OF LABORATORY ANALYSIS

This report shall not be reproduced, except in full,
without the written consent of Pace Analytical Services, LLC.

Pace Analytical Services, LLC
9800 Kincey Ave. Suite 100
Huntersville, NC 28078
(704)875-9092

QUALITY CONTROL DATA

Project: CPC Huntersville (7/7/21)
Pace Project No.: 92548170

LABORATORY CONTROL SAMPLE: 3320579

Parameter	Units	Spike Conc.	LCS Result	LCS % Rec	% Rec Limits	Qualifiers
Toluene-d8 (S)	%			98	70-130	

MATRIX SPIKE & MATRIX SPIKE DUPLICATE: 3320580 3320581

Parameter	Units	92548170011 Result	MS Spike Conc.	MSD Spike Conc.	MS Result	MSD Result	MS % Rec	MSD % Rec	% Rec Limits	RPD	Max RPD	Qual
1,1,1,2-Tetrachloroethane	ug/L	ND	20	20	21.1	21.4	105	107	60-140	2	30	
1,1,1-Trichloroethane	ug/L	ND	20	20	22.5	22.5	113	112	60-140	0	30	
1,1,2,2-Tetrachloroethane	ug/L	ND	20	20	21.1	22.0	105	110	60-140	4	30	
1,1,2-Trichloroethane	ug/L	ND	20	20	21.9	22.1	109	110	60-140	1	30	
1,1-Dichloroethane	ug/L	ND	20	20	22.3	22.0	112	110	60-140	2	30	
1,1-Dichloroethene	ug/L	ND	20	20	20.2	20.0	101	100	60-140	1	30	
1,1-Dichloropropene	ug/L	ND	20	20	20.7	20.4	103	102	60-140	1	30	
1,2,3-Trichlorobenzene	ug/L	ND	20	20	18.1	20.1	90	101	60-140	11	30	
1,2,3-Trichloropropane	ug/L	ND	20	20	21.0	21.6	105	108	60-140	3	30	
1,2,4-Trichlorobenzene	ug/L	ND	20	20	16.7	18.6	83	93	60-140	11	30	
1,2,4-Trimethylbenzene	ug/L	ND	20	20	18.5	18.0	92	90	60-140	3	30	
1,2-Dibromo-3-chloropropane	ug/L	ND	20	20	23.2	25.1	116	125	60-140	8	30	
1,2-Dibromoethane (EDB)	ug/L	ND	20	20	21.1	21.6	105	108	60-140	3	30	
1,2-Dichlorobenzene	ug/L	ND	20	20	18.0	18.9	90	95	60-140	5	30	
1,2-Dichloroethane	ug/L	ND	20	20	20.6	21.3	103	106	60-140	3	30	
1,2-Dichloropropane	ug/L	ND	20	20	20.9	21.1	105	106	60-140	1	30	
1,3,5-Trimethylbenzene	ug/L	ND	20	20	18.1	18.7	91	94	60-140	3	30	
1,3-Dichlorobenzene	ug/L	ND	20	20	17.3	18.0	87	90	60-140	4	30	
1,3-Dichloropropane	ug/L	ND	20	20	20.4	20.7	102	104	60-140	2	30	
1,4-Dichlorobenzene	ug/L	ND	20	20	17.7	18.5	88	92	60-140	4	30	
2,2-Dichloropropane	ug/L	ND	20	20	5.8	6.2	29	31	60-140	6	30	M1
2-Chlorotoluene	ug/L	ND	20	20	18.4	19.0	92	95	60-140	3	30	
4-Chlorotoluene	ug/L	ND	20	20	16.4	17.4	82	87	60-140	6	30	
Benzene	ug/L	ND	20	20	20.1	20.3	100	102	60-140	1	30	
Bromobenzene	ug/L	ND	20	20	19.5	20.1	97	101	60-140	3	30	
Bromochloromethane	ug/L	ND	20	20	23.5	23.2	118	116	60-140	1	30	
Bromodichloromethane	ug/L	ND	20	20	22.0	21.8	110	109	60-140	1	30	
Bromoform	ug/L	ND	20	20	22.2	23.1	111	115	60-140	4	30	
Bromomethane	ug/L	ND	20	20	16.5	18.2	82	91	60-140	10	30	
Carbon tetrachloride	ug/L	ND	20	20	21.3	21.6	106	108	60-140	1	30	
Chlorobenzene	ug/L	ND	20	20	19.5	19.9	98	100	60-140	2	30	
Chloroethane	ug/L	ND	20	20	21.2	21.6	106	108	60-140	2	30	
Chloroform	ug/L	ND	20	20	22.6	23.1	112	114	60-140	2	30	
Chloromethane	ug/L	ND	20	20	17.3	17.5	85	86	60-140	1	30	
cis-1,2-Dichloroethene	ug/L	ND	20	20	21.9	21.6	110	108	60-140	2	30	
cis-1,3-Dichloropropene	ug/L	ND	20	20	16.9	16.7	84	83	60-140	1	30	
Dibromochloromethane	ug/L	ND	20	20	21.8	22.0	109	110	60-140	1	30	
Dibromomethane	ug/L	ND	20	20	22.1	22.5	110	113	60-140	2	30	

Results presented on this page are in the units indicated by the "Units" column except where an alternate unit is presented to the right of the result.

REPORT OF LABORATORY ANALYSIS

This report shall not be reproduced, except in full,
without the written consent of Pace Analytical Services, LLC.

Pace Analytical Services, LLC
9800 Kincey Ave. Suite 100
Huntersville, NC 28078
(704)875-9092

QUALITY CONTROL DATA

Project: CPC Huntersville (7/7/21)
Pace Project No.: 92548170

MATRIX SPIKE & MATRIX SPIKE DUPLICATE: 3320580 3320581

Parameter	Units	92548170011 Result	MS Spike Conc.	MSD Spike Conc.	MS Result	MSD Result	MS % Rec	MSD % Rec	% Rec Limits	RPD	Max RPD	Qual
Dichlorodifluoromethane	ug/L	ND	20	20	13.4	13.3	67	67	60-140	1	30	
Diisopropyl ether	ug/L	ND	20	20	20.9	20.7	105	104	60-140	1	30	
Ethylbenzene	ug/L	ND	20	20	19.3	19.6	96	98	60-140	2	30	
Hexachloro-1,3-butadiene	ug/L	ND	20	20	14.5	15.8	73	79	60-140	8	30	
Isopropylbenzene (Cumene)	ug/L	ND	20	20	19.5	19.9	97	99	60-140	2	30	
m&p-Xylene	ug/L	ND	40	40	37.5	38.0	94	95	60-140	1	30	
Methyl-tert-butyl ether	ug/L	ND	20	20	22.1	22.0	111	110	60-140	1	30	
Methylene Chloride	ug/L	ND	20	20	21.2	20.8	106	104	60-140	2	30	
n-Butylbenzene	ug/L	ND	20	20	14.6	15.5	73	78	60-140	6	30	
n-Propylbenzene	ug/L	ND	20	20	17.4	17.9	87	89	60-140	3	30	
Naphthalene	ug/L	ND	20	20	18.6	20.7	93	104	60-140	11	30	
o-Xylene	ug/L	ND	20	20	19.4	19.7	97	98	60-140	2	30	
sec-Butylbenzene	ug/L	ND	20	20	16.9	17.6	84	88	60-140	4	30	
Styrene	ug/L	ND	20	20	19.2	19.9	96	99	60-140	4	30	
tert-Butylbenzene	ug/L	ND	20	20	15.8	16.3	79	82	60-140	3	30	
Tetrachloroethene	ug/L	ND	20	20	17.3	17.7	87	88	60-140	2	30	
Toluene	ug/L	ND	20	20	19.3	19.7	96	98	60-140	2	30	
trans-1,2-Dichloroethene	ug/L	ND	20	20	20.2	19.6	101	98	60-140	3	30	
trans-1,3-Dichloropropene	ug/L	ND	20	20	16.9	17.1	84	85	60-140	1	30	
Trichloroethene	ug/L	ND	20	20	19.8	20.2	99	101	60-140	2	30	
Trichlorofluoromethane	ug/L	ND	20	20	19.8	19.3	99	97	60-140	2	30	
Vinyl chloride	ug/L	ND	20	20	17.9	18.0	90	90	60-140	0	30	
1,2-Dichloroethane-d4 (S)	%						110	113	70-130			
4-Bromofluorobenzene (S)	%						99	101	70-130			
Toluene-d8 (S)	%						100	100	70-130			

Results presented on this page are in the units indicated by the "Units" column except where an alternate unit is presented to the right of the result.

REPORT OF LABORATORY ANALYSIS

This report shall not be reproduced, except in full,
without the written consent of Pace Analytical Services, LLC.

Pace Analytical Services, LLC
9800 Kincey Ave. Suite 100
Huntersville, NC 28078
(704)875-9092

QUALITY CONTROL DATA

Project: CPC Huntersville (7/7/21)
Pace Project No.: 92548170

QC Batch: 632394
QC Batch Method: SM 6200B
Analysis Method: SM 6200B
Analysis Description: 6200B MSV
Laboratory: Pace Analytical Services - Charlotte
Associated Lab Samples: 92548170003

METHOD BLANK: 3321910 Matrix: Water
Associated Lab Samples: 92548170003

Parameter	Units	Blank Result	Reporting Limit	MDL	Analyzed	Qualifiers
1,1,1,2-Tetrachloroethane	ug/L	ND	0.50	0.31	07/09/21 12:40	
1,1,1-Trichloroethane	ug/L	ND	0.50	0.33	07/09/21 12:40	
1,1,2,2-Tetrachloroethane	ug/L	ND	0.50	0.22	07/09/21 12:40	
1,1,2-Trichloroethane	ug/L	ND	0.50	0.32	07/09/21 12:40	
1,1-Dichloroethane	ug/L	ND	0.50	0.37	07/09/21 12:40	
1,1-Dichloroethene	ug/L	ND	0.50	0.35	07/09/21 12:40	
1,1-Dichloropropene	ug/L	ND	0.50	0.43	07/09/21 12:40	
1,2,3-Trichlorobenzene	ug/L	ND	2.0	0.81	07/09/21 12:40	
1,2,3-Trichloropropane	ug/L	ND	0.50	0.26	07/09/21 12:40	
1,2,4-Trichlorobenzene	ug/L	ND	2.0	0.64	07/09/21 12:40	
1,2,4-Trimethylbenzene	ug/L	ND	0.50	0.50	07/09/21 12:40	
1,2-Dibromo-3-chloropropane	ug/L	ND	1.0	0.34	07/09/21 12:40	
1,2-Dibromoethane (EDB)	ug/L	ND	0.50	0.27	07/09/21 12:40	
1,2-Dichlorobenzene	ug/L	ND	0.50	0.34	07/09/21 12:40	
1,2-Dichloroethane	ug/L	ND	0.50	0.32	07/09/21 12:40	
1,2-Dichloropropane	ug/L	ND	0.50	0.36	07/09/21 12:40	
1,3,5-Trimethylbenzene	ug/L	ND	0.50	0.33	07/09/21 12:40	
1,3-Dichlorobenzene	ug/L	ND	0.50	0.34	07/09/21 12:40	
1,3-Dichloropropane	ug/L	ND	0.50	0.28	07/09/21 12:40	
1,4-Dichlorobenzene	ug/L	ND	0.50	0.33	07/09/21 12:40	
2,2-Dichloropropane	ug/L	ND	0.50	0.39	07/09/21 12:40	
2-Chlorotoluene	ug/L	ND	0.50	0.32	07/09/21 12:40	
4-Chlorotoluene	ug/L	ND	0.50	0.32	07/09/21 12:40	
Benzene	ug/L	ND	0.50	0.34	07/09/21 12:40	
Bromobenzene	ug/L	ND	0.50	0.29	07/09/21 12:40	
Bromochloromethane	ug/L	ND	0.50	0.47	07/09/21 12:40	
Bromodichloromethane	ug/L	ND	0.50	0.31	07/09/21 12:40	
Bromoform	ug/L	ND	0.50	0.34	07/09/21 12:40	
Bromomethane	ug/L	ND	5.0	1.7	07/09/21 12:40	
Carbon tetrachloride	ug/L	ND	0.50	0.33	07/09/21 12:40	
Chlorobenzene	ug/L	ND	0.50	0.28	07/09/21 12:40	
Chloroethane	ug/L	ND	1.0	0.65	07/09/21 12:40	
Chloroform	ug/L	ND	0.50	0.35	07/09/21 12:40	
Chloromethane	ug/L	ND	1.0	0.54	07/09/21 12:40	
cis-1,2-Dichloroethene	ug/L	ND	0.50	0.38	07/09/21 12:40	
cis-1,3-Dichloropropene	ug/L	ND	0.50	0.36	07/09/21 12:40	
Dibromochloromethane	ug/L	ND	0.50	0.36	07/09/21 12:40	
Dibromomethane	ug/L	ND	0.50	0.39	07/09/21 12:40	
Dichlorodifluoromethane	ug/L	ND	0.50	0.35	07/09/21 12:40	
Diisopropyl ether	ug/L	ND	0.50	0.31	07/09/21 12:40	

Results presented on this page are in the units indicated by the "Units" column except where an alternate unit is presented to the right of the result.

REPORT OF LABORATORY ANALYSIS

This report shall not be reproduced, except in full,
without the written consent of Pace Analytical Services, LLC.

Pace Analytical Services, LLC
9800 Kincey Ave. Suite 100
Huntersville, NC 28078
(704)875-9092

QUALITY CONTROL DATA

Project: CPC Huntersville (7/7/21)
Pace Project No.: 92548170

METHOD BLANK: 3321910 Matrix: Water
Associated Lab Samples: 92548170003

Parameter	Units	Blank Result	Reporting Limit	MDL	Analyzed	Qualifiers
Ethylbenzene	ug/L	ND	0.50	0.30	07/09/21 12:40	
Hexachloro-1,3-butadiene	ug/L	ND	2.0	1.5	07/09/21 12:40	
Isopropylbenzene (Cumene)	ug/L	ND	0.50	0.33	07/09/21 12:40	
m&p-Xylene	ug/L	ND	1.0	0.71	07/09/21 12:40	
Methyl-tert-butyl ether	ug/L	ND	0.50	0.42	07/09/21 12:40	
Methylene Chloride	ug/L	ND	2.0	2.0	07/09/21 12:40	
n-Butylbenzene	ug/L	ND	0.50	0.49	07/09/21 12:40	
n-Propylbenzene	ug/L	ND	0.50	0.34	07/09/21 12:40	
Naphthalene	ug/L	ND	2.0	0.64	07/09/21 12:40	
o-Xylene	ug/L	ND	0.50	0.34	07/09/21 12:40	
sec-Butylbenzene	ug/L	ND	0.50	0.40	07/09/21 12:40	
Styrene	ug/L	ND	0.50	0.29	07/09/21 12:40	
tert-Butylbenzene	ug/L	ND	0.50	0.32	07/09/21 12:40	
Tetrachloroethene	ug/L	ND	0.50	0.29	07/09/21 12:40	
Toluene	ug/L	ND	0.50	0.48	07/09/21 12:40	
trans-1,2-Dichloroethene	ug/L	ND	0.50	0.40	07/09/21 12:40	
trans-1,3-Dichloropropene	ug/L	ND	0.50	0.36	07/09/21 12:40	
Trichloroethene	ug/L	ND	0.50	0.38	07/09/21 12:40	
Trichlorofluoromethane	ug/L	ND	1.0	0.30	07/09/21 12:40	
Vinyl chloride	ug/L	ND	1.0	0.39	07/09/21 12:40	
1,2-Dichloroethane-d4 (S)	%	106	70-130		07/09/21 12:40	
4-Bromofluorobenzene (S)	%	96	70-130		07/09/21 12:40	
Toluene-d8 (S)	%	101	70-130		07/09/21 12:40	

LABORATORY CONTROL SAMPLE: 3321911

Parameter	Units	Spike Conc.	LCS Result	LCS % Rec	% Rec Limits	Qualifiers
1,1,1,2-Tetrachloroethane	ug/L	50	50.5	101	60-140	
1,1,1-Trichloroethane	ug/L	50	49.5	99	60-140	
1,1,2,2-Tetrachloroethane	ug/L	50	50.8	102	60-140	
1,1,2-Trichloroethane	ug/L	50	51.1	102	60-140	
1,1-Dichloroethane	ug/L	50	47.6	95	60-140	
1,1-Dichloroethene	ug/L	50	48.0	96	60-140	
1,1-Dichloropropene	ug/L	50	48.2	96	60-140	
1,2,3-Trichlorobenzene	ug/L	50	52.0	104	60-140	
1,2,3-Trichloropropane	ug/L	50	50.1	100	60-140	
1,2,4-Trichlorobenzene	ug/L	50	51.7	103	60-140	
1,2,4-Trimethylbenzene	ug/L	50	45.6	91	60-140	
1,2-Dibromo-3-chloropropane	ug/L	50	58.0	116	60-140	
1,2-Dibromoethane (EDB)	ug/L	50	51.3	103	60-140	
1,2-Dichlorobenzene	ug/L	50	48.1	96	60-140	
1,2-Dichloroethane	ug/L	50	45.6	91	60-140	
1,2-Dichloropropane	ug/L	50	50.0	100	60-140	
1,3,5-Trimethylbenzene	ug/L	50	46.5	93	60-140	

Results presented on this page are in the units indicated by the "Units" column except where an alternate unit is presented to the right of the result.

REPORT OF LABORATORY ANALYSIS

This report shall not be reproduced, except in full,
without the written consent of Pace Analytical Services, LLC.

Pace Analytical Services, LLC
9800 Kincey Ave. Suite 100
Huntersville, NC 28078
(704)875-9092

QUALITY CONTROL DATA

Project: CPC Huntersville (7/7/21)
Pace Project No.: 92548170

LABORATORY CONTROL SAMPLE: 3321911

Parameter	Units	Spike Conc.	LCS Result	LCS % Rec	% Rec Limits	Qualifiers
1,3-Dichlorobenzene	ug/L	50	47.4	95	60-140	
1,3-Dichloropropane	ug/L	50	48.9	98	60-140	
1,4-Dichlorobenzene	ug/L	50	48.4	97	60-140	
2,2-Dichloropropane	ug/L	50	51.9	104	60-140	
2-Chlorotoluene	ug/L	50	47.0	94	60-140	
4-Chlorotoluene	ug/L	50	46.0	92	60-140	
Benzene	ug/L	50	47.9	96	60-140	
Bromobenzene	ug/L	50	47.8	96	60-140	
Bromochloromethane	ug/L	50	50.2	100	60-140	
Bromodichloromethane	ug/L	50	51.7	103	60-140	
Bromoform	ug/L	50	54.9	110	60-140	
Bromomethane	ug/L	50	44.6	89	60-140	
Carbon tetrachloride	ug/L	50	49.2	98	60-140	
Chlorobenzene	ug/L	50	48.0	96	60-140	
Chloroethane	ug/L	50	46.5	93	60-140	
Chloroform	ug/L	50	47.5	95	60-140	
Chloromethane	ug/L	50	45.1	90	60-140	
cis-1,2-Dichloroethene	ug/L	50	47.6	95	60-140	
cis-1,3-Dichloropropene	ug/L	50	51.5	103	60-140	
Dibromochloromethane	ug/L	50	52.7	105	60-140	
Dibromomethane	ug/L	50	51.4	103	60-140	
Dichlorodifluoromethane	ug/L	50	48.4	97	60-140	
Diisopropyl ether	ug/L	50	46.8	94	60-140	
Ethylbenzene	ug/L	50	47.4	95	60-140	
Hexachloro-1,3-butadiene	ug/L	50	49.9	100	60-140	
Isopropylbenzene (Cumene)	ug/L	50	48.9	98	60-140	
m&p-Xylene	ug/L	100	94.1	94	60-140	
Methyl-tert-butyl ether	ug/L	50	50.3	101	60-140	
Methylene Chloride	ug/L	50	48.5	97	60-140	
n-Butylbenzene	ug/L	50	46.8	94	60-140	
n-Propylbenzene	ug/L	50	46.1	92	60-140	
Naphthalene	ug/L	50	51.1	102	60-140	
o-Xylene	ug/L	50	47.4	95	60-140	
sec-Butylbenzene	ug/L	50	45.6	91	60-140	
Styrene	ug/L	50	49.8	100	60-140	
tert-Butylbenzene	ug/L	50	39.3	79	60-140	
Tetrachloroethene	ug/L	50	47.4	95	60-140	
Toluene	ug/L	50	46.4	93	60-140	
trans-1,2-Dichloroethene	ug/L	50	48.4	97	60-140	
trans-1,3-Dichloropropene	ug/L	50	53.0	106	60-140	
Trichloroethene	ug/L	50	49.0	98	60-140	
Trichlorofluoromethane	ug/L	50	43.6	87	60-140	
Vinyl chloride	ug/L	50	49.4	99	60-140	
1,2-Dichloroethane-d4 (S)	%			99	70-130	
4-Bromofluorobenzene (S)	%			102	70-130	
Toluene-d8 (S)	%			102	70-130	

Results presented on this page are in the units indicated by the "Units" column except where an alternate unit is presented to the right of the result.

REPORT OF LABORATORY ANALYSIS

This report shall not be reproduced, except in full,
without the written consent of Pace Analytical Services, LLC.

Pace Analytical Services, LLC
9800 Kincey Ave. Suite 100
Huntersville, NC 28078
(704)875-9092

QUALITY CONTROL DATA

Project: CPC Huntersville (7/7/21)
Pace Project No.: 92548170

MATRIX SPIKE & MATRIX SPIKE DUPLICATE: 3321948 3321949

Parameter	Units	92548168004 Result	MS Spike Conc.	MSD Spike Conc.	MS Result	MSD Result	MS % Rec	MSD % Rec	% Rec Limits	RPD	Max RPD	Qual
1,1,1,2-Tetrachloroethane	ug/L	ND	250	250	265	268	106	107	60-140	1	30	
1,1,1-Trichloroethane	ug/L	ND	250	250	267	269	107	107	60-140	1	30	
1,1,2,2-Tetrachloroethane	ug/L	ND	250	250	278	275	111	110	60-140	1	30	
1,1,2-Trichloroethane	ug/L	ND	250	250	276	267	110	107	60-140	3	30	
1,1-Dichloroethane	ug/L	ND	250	250	265	264	106	106	60-140	0	30	
1,1-Dichloroethene	ug/L	ND	250	250	258	257	103	103	60-140	1	30	
1,1-Dichloropropene	ug/L	ND	250	250	269	266	108	106	60-140	1	30	
1,2,3-Trichlorobenzene	ug/L	ND	250	250	239	273	96	109	60-140	13	30	
1,2,3-Trichloropropane	ug/L	ND	250	250	282	264	113	106	60-140	7	30	
1,2,4-Trichlorobenzene	ug/L	ND	250	250	236	267	94	107	60-140	13	30	
1,2,4-Trimethylbenzene	ug/L	106	250	250	336	355	92	100	60-140	6	30	
1,2-Dibromo-3-chloropropane	ug/L	ND	250	250	280	315	112	126	60-140	12	30	
1,2-Dibromoethane (EDB)	ug/L	ND	250	250	268	272	107	109	60-140	2	30	
1,2-Dichlorobenzene	ug/L	ND	250	250	238	254	95	102	60-140	6	30	
1,2-Dichloroethane	ug/L	ND	250	250	247	242	99	97	60-140	2	30	
1,2-Dichloropropane	ug/L	ND	250	250	267	264	107	106	60-140	1	30	
1,3,5-Trimethylbenzene	ug/L	27.6	250	250	272	285	98	103	60-140	5	30	
1,3-Dichlorobenzene	ug/L	ND	250	250	234	250	94	100	60-140	7	30	
1,3-Dichloropropane	ug/L	ND	250	250	267	265	107	106	60-140	0	30	
1,4-Dichlorobenzene	ug/L	ND	250	250	239	258	96	103	60-140	8	30	
2,2-Dichloropropane	ug/L	ND	250	250	240	238	96	95	60-140	1	30	
2-Chlorotoluene	ug/L	ND	250	250	252	260	101	104	60-140	3	30	
4-Chlorotoluene	ug/L	ND	250	250	232	247	93	99	60-140	6	30	
Benzene	ug/L	1630	250	250	1840	1810	84	72	60-140	2	30	
Bromobenzene	ug/L	ND	250	250	252	269	101	108	60-140	7	30	
Bromochloromethane	ug/L	ND	250	250	278	276	111	111	60-140	0	30	
Bromodichloromethane	ug/L	ND	250	250	273	270	109	108	60-140	1	30	
Bromoform	ug/L	ND	250	250	269	277	107	111	60-140	3	30	
Bromomethane	ug/L	ND	250	250	196	232	78	93	60-140	17	30	
Carbon tetrachloride	ug/L	ND	250	250	268	263	107	105	60-140	2	30	
Chlorobenzene	ug/L	ND	250	250	260	260	104	104	60-140	0	30	
Chloroethane	ug/L	ND	250	250	263	256	105	102	60-140	3	30	
Chloroform	ug/L	ND	250	250	267	265	107	106	60-140	1	30	
Chloromethane	ug/L	ND	250	250	228	220	91	88	60-140	4	30	
cis-1,2-Dichloroethene	ug/L	ND	250	250	262	259	105	104	60-140	1	30	
cis-1,3-Dichloropropene	ug/L	ND	250	250	258	257	103	103	60-140	0	30	
Dibromochloromethane	ug/L	ND	250	250	261	273	105	109	60-140	5	30	
Dibromomethane	ug/L	ND	250	250	276	273	110	109	60-140	1	30	
Dichlorodifluoromethane	ug/L	ND	250	250	188	186	75	74	60-140	1	30	
Diisopropyl ether	ug/L	271	250	250	516	508	98	95	60-140	2	30	
Ethylbenzene	ug/L	209	250	250	462	461	101	101	60-140	0	30	
Hexachloro-1,3-butadiene	ug/L	ND	250	250	229	255	92	102	60-140	11	30	
Isopropylbenzene (Cumene)	ug/L	5.7J	250	250	268	269	105	105	60-140	1	30	
m&p-Xylene	ug/L	829	500	500	1310	1310	96	97	60-140	0	30	

Results presented on this page are in the units indicated by the "Units" column except where an alternate unit is presented to the right of the result.

REPORT OF LABORATORY ANALYSIS

This report shall not be reproduced, except in full,
without the written consent of Pace Analytical Services, LLC.

Pace Analytical Services, LLC
9800 Kincey Ave. Suite 100
Huntersville, NC 28078
(704)875-9092

QUALITY CONTROL DATA

Project: CPC Huntersville (7/7/21)
Pace Project No.: 92548170

MATRIX SPIKE & MATRIX SPIKE DUPLICATE: 3321948 3321949

Parameter	Units	92548168004 Result	MS Spike Conc.	MSD Spike Conc.	MS Result	MSD Result	MS % Rec	MSD % Rec	% Rec Limits	RPD	Max RPD	Qual
Methyl-tert-butyl ether	ug/L	113	250	250	387	383	109	108	60-140	1	30	
Methylene Chloride	ug/L	ND	250	250	274	274	109	109	60-140	0	30	
n-Butylbenzene	ug/L	ND	250	250	231	244	92	98	60-140	6	30	
n-Propylbenzene	ug/L	12.8	250	250	249	263	94	100	60-140	6	30	
Naphthalene	ug/L	25.1	250	250	267	300	97	110	60-140	12	30	
o-Xylene	ug/L	427	250	250	669	678	97	100	60-140	1	30	
sec-Butylbenzene	ug/L	ND	250	250	236	249	94	100	60-140	6	30	
Styrene	ug/L	ND	250	250	264	266	105	106	60-140	1	30	
tert-Butylbenzene	ug/L	ND	250	250	209	224	84	90	60-140	7	30	
Tetrachloroethene	ug/L	ND	250	250	256	254	103	102	60-140	1	30	
Toluene	ug/L	795	250	250	1020	992	89	79	60-140	3	30	
trans-1,2-Dichloroethene	ug/L	ND	250	250	264	265	105	106	60-140	1	30	
trans-1,3-Dichloropropene	ug/L	ND	250	250	260	259	104	104	60-140	0	30	
Trichloroethene	ug/L	ND	250	250	266	266	106	107	60-140	0	30	
Trichlorofluoromethane	ug/L	ND	250	250	244	243	98	97	60-140	0	30	
Vinyl chloride	ug/L	ND	250	250	238	234	95	94	60-140	2	30	
1,2-Dichloroethane-d4 (S)	%						104	102	70-130			
4-Bromofluorobenzene (S)	%						101	98	70-130			
Toluene-d8 (S)	%						100	99	70-130			

Results presented on this page are in the units indicated by the "Units" column except where an alternate unit is presented to the right of the result.

REPORT OF LABORATORY ANALYSIS

This report shall not be reproduced, except in full,
without the written consent of Pace Analytical Services, LLC.

Pace Analytical Services, LLC
9800 Kincey Ave. Suite 100
Huntersville, NC 28078
(704)875-9092

QUALITY CONTROL DATA

Project: CPC Huntersville (7/7/21)
Pace Project No.: 92548170

QC Batch: 632444
QC Batch Method: SM 6200B
Analysis Method: SM 6200B
Analysis Description: 6200B MSV
Laboratory: Pace Analytical Services - Charlotte

Associated Lab Samples: 92548170013

METHOD BLANK: 3322268 Matrix: Water
Associated Lab Samples: 92548170013

Parameter	Units	Blank Result	Reporting Limit	MDL	Analyzed	Qualifiers
1,1,1,2-Tetrachloroethane	ug/L	ND	0.50	0.31	07/09/21 22:18	
1,1,1-Trichloroethane	ug/L	ND	0.50	0.33	07/09/21 22:18	
1,1,2,2-Tetrachloroethane	ug/L	ND	0.50	0.22	07/09/21 22:18	
1,1,2-Trichloroethane	ug/L	ND	0.50	0.32	07/09/21 22:18	
1,1-Dichloroethane	ug/L	ND	0.50	0.37	07/09/21 22:18	
1,1-Dichloroethene	ug/L	ND	0.50	0.35	07/09/21 22:18	
1,1-Dichloropropene	ug/L	ND	0.50	0.43	07/09/21 22:18	
1,2,3-Trichlorobenzene	ug/L	ND	2.0	0.81	07/09/21 22:18	
1,2,3-Trichloropropane	ug/L	ND	0.50	0.26	07/09/21 22:18	
1,2,4-Trichlorobenzene	ug/L	ND	2.0	0.64	07/09/21 22:18	
1,2,4-Trimethylbenzene	ug/L	ND	0.50	0.50	07/09/21 22:18	
1,2-Dibromo-3-chloropropane	ug/L	ND	1.0	0.34	07/09/21 22:18	
1,2-Dibromoethane (EDB)	ug/L	ND	0.50	0.27	07/09/21 22:18	
1,2-Dichlorobenzene	ug/L	ND	0.50	0.34	07/09/21 22:18	
1,2-Dichloroethane	ug/L	ND	0.50	0.32	07/09/21 22:18	
1,2-Dichloropropane	ug/L	ND	0.50	0.36	07/09/21 22:18	
1,3,5-Trimethylbenzene	ug/L	ND	0.50	0.33	07/09/21 22:18	
1,3-Dichlorobenzene	ug/L	ND	0.50	0.34	07/09/21 22:18	
1,3-Dichloropropane	ug/L	ND	0.50	0.28	07/09/21 22:18	
1,4-Dichlorobenzene	ug/L	ND	0.50	0.33	07/09/21 22:18	
2,2-Dichloropropane	ug/L	ND	0.50	0.39	07/09/21 22:18	
2-Chlorotoluene	ug/L	ND	0.50	0.32	07/09/21 22:18	
4-Chlorotoluene	ug/L	ND	0.50	0.32	07/09/21 22:18	
Benzene	ug/L	ND	0.50	0.34	07/09/21 22:18	
Bromobenzene	ug/L	ND	0.50	0.29	07/09/21 22:18	
Bromochloromethane	ug/L	ND	0.50	0.47	07/09/21 22:18	
Bromodichloromethane	ug/L	ND	0.50	0.31	07/09/21 22:18	
Bromoform	ug/L	ND	0.50	0.34	07/09/21 22:18	
Bromomethane	ug/L	ND	5.0	1.7	07/09/21 22:18	
Carbon tetrachloride	ug/L	ND	0.50	0.33	07/09/21 22:18	
Chlorobenzene	ug/L	ND	0.50	0.28	07/09/21 22:18	
Chloroethane	ug/L	ND	1.0	0.65	07/09/21 22:18	
Chloroform	ug/L	ND	0.50	0.35	07/09/21 22:18	
Chloromethane	ug/L	ND	1.0	0.54	07/09/21 22:18	
cis-1,2-Dichloroethene	ug/L	ND	0.50	0.38	07/09/21 22:18	
cis-1,3-Dichloropropene	ug/L	ND	0.50	0.36	07/09/21 22:18	
Dibromochloromethane	ug/L	ND	0.50	0.36	07/09/21 22:18	
Dibromomethane	ug/L	ND	0.50	0.39	07/09/21 22:18	
Dichlorodifluoromethane	ug/L	ND	0.50	0.35	07/09/21 22:18	
Diisopropyl ether	ug/L	ND	0.50	0.31	07/09/21 22:18	

Results presented on this page are in the units indicated by the "Units" column except where an alternate unit is presented to the right of the result.

REPORT OF LABORATORY ANALYSIS

This report shall not be reproduced, except in full,
without the written consent of Pace Analytical Services, LLC.

Pace Analytical Services, LLC
9800 Kincey Ave. Suite 100
Huntersville, NC 28078
(704)875-9092

QUALITY CONTROL DATA

Project: CPC Huntersville (7/7/21)
Pace Project No.: 92548170

METHOD BLANK: 3322268 Matrix: Water
Associated Lab Samples: 92548170013

Parameter	Units	Blank Result	Reporting Limit	MDL	Analyzed	Qualifiers
Ethylbenzene	ug/L	ND	0.50	0.30	07/09/21 22:18	
Hexachloro-1,3-butadiene	ug/L	ND	2.0	1.5	07/09/21 22:18	
Isopropylbenzene (Cumene)	ug/L	ND	0.50	0.33	07/09/21 22:18	
m&p-Xylene	ug/L	ND	1.0	0.71	07/09/21 22:18	
Methyl-tert-butyl ether	ug/L	ND	0.50	0.42	07/09/21 22:18	
Methylene Chloride	ug/L	ND	2.0	2.0	07/09/21 22:18	
n-Butylbenzene	ug/L	ND	0.50	0.49	07/09/21 22:18	
n-Propylbenzene	ug/L	ND	0.50	0.34	07/09/21 22:18	
Naphthalene	ug/L	ND	2.0	0.64	07/09/21 22:18	
o-Xylene	ug/L	ND	0.50	0.34	07/09/21 22:18	
sec-Butylbenzene	ug/L	ND	0.50	0.40	07/09/21 22:18	
Styrene	ug/L	ND	0.50	0.29	07/09/21 22:18	
tert-Butylbenzene	ug/L	ND	0.50	0.32	07/09/21 22:18	
Tetrachloroethene	ug/L	ND	0.50	0.29	07/09/21 22:18	
Toluene	ug/L	ND	0.50	0.48	07/09/21 22:18	
trans-1,2-Dichloroethene	ug/L	ND	0.50	0.40	07/09/21 22:18	
trans-1,3-Dichloropropene	ug/L	ND	0.50	0.36	07/09/21 22:18	
Trichloroethene	ug/L	ND	0.50	0.38	07/09/21 22:18	
Trichlorofluoromethane	ug/L	ND	1.0	0.30	07/09/21 22:18	
Vinyl chloride	ug/L	ND	1.0	0.39	07/09/21 22:18	
1,2-Dichloroethane-d4 (S)	%	106	70-130		07/09/21 22:18	
4-Bromofluorobenzene (S)	%	98	70-130		07/09/21 22:18	
Toluene-d8 (S)	%	102	70-130		07/09/21 22:18	

LABORATORY CONTROL SAMPLE: 3322269

Parameter	Units	Spike Conc.	LCS Result	LCS % Rec	% Rec Limits	Qualifiers
1,1,1,2-Tetrachloroethane	ug/L	50	52.1	104	60-140	
1,1,1-Trichloroethane	ug/L	50	51.2	102	60-140	
1,1,2,2-Tetrachloroethane	ug/L	50	53.2	106	60-140	
1,1,2-Trichloroethane	ug/L	50	53.1	106	60-140	
1,1-Dichloroethane	ug/L	50	49.7	99	60-140	
1,1-Dichloroethene	ug/L	50	47.6	95	60-140	
1,1-Dichloropropene	ug/L	50	49.4	99	60-140	
1,2,3-Trichlorobenzene	ug/L	50	53.9	108	60-140	
1,2,3-Trichloropropane	ug/L	50	51.6	103	60-140	
1,2,4-Trichlorobenzene	ug/L	50	52.2	104	60-140	
1,2,4-Trimethylbenzene	ug/L	50	47.0	94	60-140	
1,2-Dibromo-3-chloropropane	ug/L	50	63.3	127	60-140	
1,2-Dibromoethane (EDB)	ug/L	50	53.4	107	60-140	
1,2-Dichlorobenzene	ug/L	50	49.8	100	60-140	
1,2-Dichloroethane	ug/L	50	47.5	95	60-140	
1,2-Dichloropropane	ug/L	50	51.2	102	60-140	
1,3,5-Trimethylbenzene	ug/L	50	47.9	96	60-140	

Results presented on this page are in the units indicated by the "Units" column except where an alternate unit is presented to the right of the result.

REPORT OF LABORATORY ANALYSIS

This report shall not be reproduced, except in full,
without the written consent of Pace Analytical Services, LLC.

Pace Analytical Services, LLC
9800 Kincey Ave. Suite 100
Huntersville, NC 28078
(704)875-9092

QUALITY CONTROL DATA

Project: CPC Huntersville (7/7/21)
Pace Project No.: 92548170

LABORATORY CONTROL SAMPLE: 3322269

Parameter	Units	Spike Conc.	LCS Result	LCS % Rec	% Rec Limits	Qualifiers
1,3-Dichlorobenzene	ug/L	50	49.4	99	60-140	
1,3-Dichloropropane	ug/L	50	50.4	101	60-140	
1,4-Dichlorobenzene	ug/L	50	50.2	100	60-140	
2,2-Dichloropropane	ug/L	50	51.9	104	60-140	
2-Chlorotoluene	ug/L	50	49.0	98	60-140	
4-Chlorotoluene	ug/L	50	47.8	96	60-140	
Benzene	ug/L	50	48.6	97	60-140	
Bromobenzene	ug/L	50	50.9	102	60-140	
Bromochloromethane	ug/L	50	54.1	108	60-140	
Bromodichloromethane	ug/L	50	52.9	106	60-140	
Bromoform	ug/L	50	56.1	112	60-140	
Bromomethane	ug/L	50	46.7	93	60-140	
Carbon tetrachloride	ug/L	50	50.7	101	60-140	
Chlorobenzene	ug/L	50	49.6	99	60-140	
Chloroethane	ug/L	50	47.5	95	60-140	
Chloroform	ug/L	50	51.4	103	60-140	
Chloromethane	ug/L	50	46.6	93	60-140	
cis-1,2-Dichloroethene	ug/L	50	49.7	99	60-140	
cis-1,3-Dichloropropene	ug/L	50	52.9	106	60-140	
Dibromochloromethane	ug/L	50	54.4	109	60-140	
Dibromomethane	ug/L	50	54.4	109	60-140	
Dichlorodifluoromethane	ug/L	50	45.1	90	60-140	
Diisopropyl ether	ug/L	50	47.8	96	60-140	
Ethylbenzene	ug/L	50	48.6	97	60-140	
Hexachloro-1,3-butadiene	ug/L	50	46.8	94	60-140	
Isopropylbenzene (Cumene)	ug/L	50	49.5	99	60-140	
m&p-Xylene	ug/L	100	96.5	96	60-140	
Methyl-tert-butyl ether	ug/L	50	53.5	107	60-140	
Methylene Chloride	ug/L	50	51.1	102	60-140	
n-Butylbenzene	ug/L	50	46.4	93	60-140	
n-Propylbenzene	ug/L	50	47.4	95	60-140	
Naphthalene	ug/L	50	54.3	109	60-140	
o-Xylene	ug/L	50	48.8	98	60-140	
sec-Butylbenzene	ug/L	50	45.8	92	60-140	
Styrene	ug/L	50	52.0	104	60-140	
tert-Butylbenzene	ug/L	50	40.5	81	60-140	
Tetrachloroethene	ug/L	50	48.6	97	60-140	
Toluene	ug/L	50	47.6	95	60-140	
trans-1,2-Dichloroethene	ug/L	50	49.8	100	60-140	
trans-1,3-Dichloropropene	ug/L	50	54.0	108	60-140	
Trichloroethene	ug/L	50	49.9	100	60-140	
Trichlorofluoromethane	ug/L	50	41.9	84	60-140	
Vinyl chloride	ug/L	50	48.5	97	60-140	
1,2-Dichloroethane-d4 (S)	%			98	70-130	
4-Bromofluorobenzene (S)	%			100	70-130	
Toluene-d8 (S)	%			101	70-130	

Results presented on this page are in the units indicated by the "Units" column except where an alternate unit is presented to the right of the result.

REPORT OF LABORATORY ANALYSIS

This report shall not be reproduced, except in full,
without the written consent of Pace Analytical Services, LLC.

Pace Analytical Services, LLC
9800 Kincey Ave. Suite 100
Huntersville, NC 28078
(704)875-9092

QUALITY CONTROL DATA

Project: CPC Huntersville (7/7/21)
Pace Project No.: 92548170

MATRIX SPIKE & MATRIX SPIKE DUPLICATE: 3322270 3322271

Parameter	Units	92548527014 Result	MS Spike Conc.	MSD Spike Conc.	MS Result	MSD Result	MS % Rec	MSD % Rec	% Rec Limits	RPD	Max RPD	Qual
1,1,1,2-Tetrachloroethane	ug/L	ND	20	20	23.7	22.2	119	111	60-140	7	30	
1,1,1-Trichloroethane	ug/L	ND	20	20	23.7	22.5	119	112	60-140	5	30	
1,1,2,2-Tetrachloroethane	ug/L	ND	20	20	23.7	21.6	119	108	60-140	9	30	
1,1,2-Trichloroethane	ug/L	ND	20	20	23.1	22.0	115	110	60-140	5	30	
1,1-Dichloroethane	ug/L	ND	20	20	22.3	21.4	111	107	60-140	4	30	
1,1-Dichloroethene	ug/L	ND	20	20	18.5	17.6	92	88	60-140	5	30	
1,1-Dichloropropene	ug/L	ND	20	20	22.9	21.4	115	107	60-140	7	30	
1,2,3-Trichlorobenzene	ug/L	ND	20	20	27.1	23.5	135	118	60-140	14	30	
1,2,3-Trichloropropane	ug/L	ND	20	20	23.0	20.7	115	103	60-140	10	30	
1,2,4-Trichlorobenzene	ug/L	ND	20	20	25.0	23.3	125	116	60-140	7	30	
1,2,4-Trimethylbenzene	ug/L	ND	20	20	21.6	20.4	108	102	60-140	6	30	
1,2-Dibromo-3-chloropropane	ug/L	ND	20	20	27.0	24.6	135	123	60-140	9	30	
1,2-Dibromoethane (EDB)	ug/L	ND	20	20	23.3	22.1	116	111	60-140	5	30	
1,2-Dichlorobenzene	ug/L	ND	20	20	22.3	20.8	112	104	60-140	7	30	
1,2-Dichloroethane	ug/L	ND	20	20	20.8	19.9	104	100	60-140	4	30	
1,2-Dichloropropane	ug/L	ND	20	20	22.4	21.4	112	107	60-140	4	30	
1,3,5-Trimethylbenzene	ug/L	ND	20	20	22.4	21.2	112	106	60-140	6	30	
1,3-Dichlorobenzene	ug/L	ND	20	20	22.5	20.8	112	104	60-140	8	30	
1,3-Dichloropropane	ug/L	ND	20	20	22.7	21.1	114	105	60-140	8	30	
1,4-Dichlorobenzene	ug/L	ND	20	20	23.0	21.3	115	107	60-140	8	30	
2,2-Dichloropropane	ug/L	ND	20	20	25.3	23.7	126	119	60-140	6	30	
2-Chlorotoluene	ug/L	ND	20	20	22.0	21.0	110	105	60-140	5	30	
4-Chlorotoluene	ug/L	ND	20	20	21.6	19.9	108	99	60-140	8	30	
Benzene	ug/L	ND	20	20	21.3	20.2	107	101	60-140	5	30	
Bromobenzene	ug/L	ND	20	20	22.9	21.7	114	109	60-140	5	30	
Bromochloromethane	ug/L	ND	20	20	23.8	22.5	119	112	60-140	6	30	
Bromodichloromethane	ug/L	2.7	20	20	26.6	25.4	119	113	60-140	5	30	
Bromoform	ug/L	ND	20	20	25.2	23.4	126	117	60-140	7	30	
Bromomethane	ug/L	ND	20	20	15.5	13.2	78	66	60-140	16	30	
Carbon tetrachloride	ug/L	ND	20	20	22.7	21.8	114	109	60-140	4	30	
Chlorobenzene	ug/L	ND	20	20	22.5	21.3	112	106	60-140	5	30	
Chloroethane	ug/L	ND	20	20	14.8	13.8	74	69	60-140	7	30	
Chloroform	ug/L	14.7	20	20	38.3	37.5	118	114	60-140	2	30	
Chloromethane	ug/L	ND	20	20	6.8	6.0	34	30	60-140	12	30	M1
cis-1,2-Dichloroethene	ug/L	ND	20	20	22.3	21.0	111	105	60-140	6	30	
cis-1,3-Dichloropropene	ug/L	ND	20	20	23.1	22.0	115	110	60-140	5	30	
Dibromochloromethane	ug/L	0.66	20	20	25.5	23.8	124	116	60-140	7	30	
Dibromomethane	ug/L	ND	20	20	22.9	21.7	115	109	60-140	5	30	
Dichlorodifluoromethane	ug/L	ND	20	20	0.66	0.64	3	3	60-140	2	30	M1
Diisopropyl ether	ug/L	ND	20	20	21.2	20.1	105	100	60-140	5	30	
Ethylbenzene	ug/L	ND	20	20	22.2	21.1	111	106	60-140	5	30	
Hexachloro-1,3-butadiene	ug/L	ND	20	20	27.0	24.2	135	121	60-140	11	30	
Isopropylbenzene (Cumene)	ug/L	ND	20	20	23.3	21.7	116	109	60-140	7	30	
m&p-Xylene	ug/L	ND	40	40	44.2	41.9	111	105	60-140	5	30	

Results presented on this page are in the units indicated by the "Units" column except where an alternate unit is presented to the right of the result.

REPORT OF LABORATORY ANALYSIS

This report shall not be reproduced, except in full,
without the written consent of Pace Analytical Services, LLC.

Pace Analytical Services, LLC
9800 Kincey Ave. Suite 100
Huntersville, NC 28078
(704)875-9092

QUALITY CONTROL DATA

Project: CPC Huntersville (7/7/21)
Pace Project No.: 92548170

MATRIX SPIKE & MATRIX SPIKE DUPLICATE: 3322270 3322271

Parameter	Units	92548527014 Result	MS Spike Conc.	MSD Spike Conc.	MS Result	MSD Result	MS % Rec	MSD % Rec	% Rec Limits	RPD	Max RPD	Qual
Methyl-tert-butyl ether	ug/L	ND	20	20	22.4	21.1	112	106	60-140	6	30	
Methylene Chloride	ug/L	ND	20	20	21.9	20.7	109	104	60-140	6	30	
n-Butylbenzene	ug/L	ND	20	20	23.8	21.7	119	109	60-140	9	30	
n-Propylbenzene	ug/L	ND	20	20	22.1	20.9	110	105	60-140	5	30	
Naphthalene	ug/L	ND	20	20	25.1	21.7	126	108	60-140	15	30	
o-Xylene	ug/L	ND	20	20	22.1	20.9	111	105	60-140	6	30	
sec-Butylbenzene	ug/L	ND	20	20	22.7	21.1	113	105	60-140	7	30	
Styrene	ug/L	ND	20	20	22.3	21.2	112	106	60-140	5	30	
tert-Butylbenzene	ug/L	ND	20	20	19.6	18.3	98	92	60-140	7	30	
Tetrachloroethene	ug/L	ND	20	20	22.3	21.5	112	108	60-140	4	30	
Toluene	ug/L	ND	20	20	21.4	20.5	107	102	60-140	5	30	
trans-1,2-Dichloroethene	ug/L	ND	20	20	22.1	20.6	111	103	60-140	7	30	
trans-1,3-Dichloropropene	ug/L	ND	20	20	23.5	22.5	117	112	60-140	4	30	
Trichloroethene	ug/L	ND	20	20	22.8	22.0	114	110	60-140	3	30	
Trichlorofluoromethane	ug/L	ND	20	20	16.2	15.1	81	76	60-140	7	30	
Vinyl chloride	ug/L	ND	20	20	7.7	7.2	38	36	60-140	6	30	M1
1,2-Dichloroethane-d4 (S)	%						105	105	70-130			
4-Bromofluorobenzene (S)	%						99	98	70-130			
Toluene-d8 (S)	%						98	100	70-130			

Results presented on this page are in the units indicated by the "Units" column except where an alternate unit is presented to the right of the result.

REPORT OF LABORATORY ANALYSIS

This report shall not be reproduced, except in full,
without the written consent of Pace Analytical Services, LLC.

Pace Analytical Services, LLC
9800 Kincey Ave. Suite 100
Huntersville, NC 28078
(704)875-9092

QUALIFIERS

Project: CPC Huntersville (7/7/21)
Pace Project No.: 92548170

DEFINITIONS

DF - Dilution Factor, if reported, represents the factor applied to the reported data due to dilution of the sample aliquot.

ND - Not Detected at or above adjusted reporting limit.

TNTC - Too Numerous To Count

J - Estimated concentration above the adjusted method detection limit and below the adjusted reporting limit.

MDL - Adjusted Method Detection Limit.

PQL - Practical Quantitation Limit.

RL - Reporting Limit - The lowest concentration value that meets project requirements for quantitative data with known precision and bias for a specific analyte in a specific matrix.

S - Surrogate

1,2-Diphenylhydrazine decomposes to and cannot be separated from Azobenzene using Method 8270. The result for each analyte is a combined concentration.

Consistent with EPA guidelines, unrounded data are displayed and have been used to calculate % recovery and RPD values.

LCS(D) - Laboratory Control Sample (Duplicate)

MS(D) - Matrix Spike (Duplicate)

DUP - Sample Duplicate

RPD - Relative Percent Difference

NC - Not Calculable.

SG - Silica Gel - Clean-Up

U - Indicates the compound was analyzed for, but not detected.

Acid preservation may not be appropriate for 2 Chloroethylvinyl ether.

A separate vial preserved to a pH of 4-5 is recommended in SW846 Chapter 4 for the analysis of Acrolein and Acrylonitrile by EPA Method 8260.

N-Nitrosodiphenylamine decomposes and cannot be separated from Diphenylamine using Method 8270. The result reported for each analyte is a combined concentration.

Pace Analytical is TNI accredited. Contact your Pace PM for the current list of accredited analytes.

TNI - The NELAC Institute.

ANALYTE QUALIFIERS

M1	Matrix spike recovery exceeded QC limits. Batch accepted based on laboratory control sample (LCS) recovery.
N2	The lab does not hold NELAC/TNI accreditation for this parameter but other accreditations/certifications may apply. A complete list of accreditations/certifications is available upon request.

This report shall not be reproduced, except in full,
without the written consent of Pace Analytical Services, LLC.

Pace Analytical Services, LLC
9800 Kincey Ave. Suite 100
Huntersville, NC 28078
(704)875-9092

QUALITY CONTROL DATA CROSS REFERENCE TABLE

Project: CPC Huntersville (7/7/21)
Pace Project No.: 92548170

Lab ID	Sample ID	QC Batch Method	QC Batch	Analytical Method	Analytical Batch
92548170001	MW-80	MADEP VPH	632209		
92548170002	MW-81	MADEP VPH	632209		
92548170003	MW-81D	MADEP VPH	632209		
92548170004	MW-82	MADEP VPH	632209		
92548170005	MW-83	MADEP VPH	632209		
92548170006	MW-84	MADEP VPH	632209		
92548170007	DUP-2-20210707	MADEP VPH	632209		
92548170008	EB-1-20210707	MADEP VPH	632209		
92548170011	MW-16	MADEP VPH	632209		
92548170012	MW-17	MADEP VPH	632219		
92548170013	MW-19	MADEP VPH	632558		
92548170014	MW-21	MADEP VPH	632558		
92548170015	MW-23	MADEP VPH	632219		
92548170016	MW-28	MADEP VPH	632219		
92548170017	MW-31	MADEP VPH	632219		
92548170018	MW-31D	MADEP VPH	632219		
92548170019	MW-77	MADEP VPH	632219		
92548170020	MW-78	MADEP VPH	632219		
92548170021	MW-79	MADEP VPH	632219		
92548170022	MW-79D	MADEP VPH	632219		
92548170001	MW-80	EPA 3010A	632149	EPA 6010D	632240
92548170002	MW-81	EPA 3010A	632149	EPA 6010D	632240
92548170003	MW-81D	EPA 3010A	632149	EPA 6010D	632240
92548170004	MW-82	EPA 3010A	632149	EPA 6010D	632240
92548170005	MW-83	EPA 3010A	632149	EPA 6010D	632240
92548170006	MW-84	EPA 3010A	632149	EPA 6010D	632240
92548170007	DUP-2-20210707	EPA 3010A	632149	EPA 6010D	632240
92548170011	MW-16	EPA 3010A	632149	EPA 6010D	632240
92548170012	MW-17	EPA 3010A	632149	EPA 6010D	632240
92548170013	MW-19	EPA 3010A	632149	EPA 6010D	632240
92548170014	MW-21	EPA 3010A	632149	EPA 6010D	632240
92548170015	MW-23	EPA 3010A	632149	EPA 6010D	632240
92548170016	MW-28	EPA 3010A	632151	EPA 6010D	632243
92548170017	MW-31	EPA 3010A	632151	EPA 6010D	632243
92548170018	MW-31D	EPA 3010A	632151	EPA 6010D	632243
92548170019	MW-77	EPA 3010A	632151	EPA 6010D	632243
92548170020	MW-78	EPA 3010A	632151	EPA 6010D	632243
92548170021	MW-79	EPA 3010A	632151	EPA 6010D	632243
92548170022	MW-79D	EPA 3010A	632151	EPA 6010D	632243
92548170001	MW-80	SM 6200B	632110		
92548170002	MW-81	SM 6200B	632110		
92548170003	MW-81D	SM 6200B	632394		
92548170004	MW-82	SM 6200B	632110		
92548170005	MW-83	SM 6200B	632110		
92548170006	MW-84	SM 6200B	632110		

REPORT OF LABORATORY ANALYSIS

This report shall not be reproduced, except in full,
without the written consent of Pace Analytical Services, LLC.

Pace Analytical Services, LLC
9800 Kincey Ave. Suite 100
Huntersville, NC 28078
(704)875-9092

QUALITY CONTROL DATA CROSS REFERENCE TABLE

Project: CPC Huntersville (7/7/21)
Pace Project No.: 92548170

Lab ID	Sample ID	QC Batch Method	QC Batch	Analytical Method	Analytical Batch
92548170007	**DUP-2-20210707**	SM 6200B	632110		
92548170008	**EB-1-20210707**	SM 6200B	632110		
92548170009	**Trip Blank**	SM 6200B	632143		
92548170010	**Trip Blank**	SM 6200B	632143		
92548170011	**MW-16**	SM 6200B	632143		
92548170012	**MW-17**	SM 6200B	632143		
92548170013	**MW-19**	SM 6200B	632444		
92548170014	**MW-21**	SM 6200B	632143		
92548170015	**MW-23**	SM 6200B	632143		
92548170016	**MW-28**	SM 6200B	632143		
92548170017	**MW-31**	SM 6200B	632143		
92548170018	**MW-31D**	SM 6200B	632143		
92548170019	**MW-77**	SM 6200B	632143		
92548170020	**MW-78**	SM 6200B	632143		
92548170021	**MW-79**	SM 6200B	632143		
92548170022	**MW-79D**	SM 6200B	632143		

This report shall not be reproduced, except in full,
without the written consent of Pace Analytical Services, LLC.

Laboratory receiving samples:
Asheville ☐ Eden ☐ Greenwood ☐ Huntersville ☒ Raleigh ☐ Mechanicsville ☐ Atlanta ☐ Kernersville ☐

Sample Condition Upon Receipt

Client Name: AECOM

Project #: WO# : 92548170

92548170

Courier: ☐ Fed Ex ☐ UPS ☐ USPS ☒ Client ☐ Commercial ☐ Pace ☐ Other:____

Custody Seal Present? ☐ Yes ☒ No **Seals Intact?** ☐ Yes ☒ No

Date/Initials Person Examining Contents:

Packing Material: ☐ Bubble Wrap ☒ Bubble Bags ☐ None ☐ Other

Biological Tissue Frozen? ☐ Yes ☐ No ☒ N/A

Thermometer: ☒ IR Gun ID: 92T064 **Type of Ice:** ☒ Wet ☐ Blue ☐ None

Cooler Temp: 2.5°C **Correction Factor:** Add/Subtract (°C) -0.1

Temp should be above freezing to 6°C
☐ Samples out of temp criteria. Samples on ice, cooling process has begun

Cooler Temp Corrected (°C): 2.4°C

USDA Regulated Soil (☒ N/A, water sample)

Did samples originate in a quarantine zone within the United States: CA, NY, or SC (check maps)? ☐ Yes ☐ No

Did samples originate from a foreign source (internationally, including Hawaii and Puerto Rico)? ☐ Yes ☐ No

				Comments/Discrepancy:
Chain of Custody Present?	☒ Yes	☐ No	☐ N/A	1.
Samples Arrived within Hold Time?	☒ Yes	☐ No	☐ N/A	2.
Short Hold Time Analysis (<72 hr.)?	☐ Yes	☒ No	☐ N/A	3.
Rush Turn Around Time Requested?	☒ Yes	☐ No	☐ N/A	4.
Sufficient Volume?	☒ Yes	☐ No	☐ N/A	5.
Correct Containers Used?	☒ Yes	☐ No	☐ N/A	6.
-Pace Containers Used?	☒ Yes	☐ No	☐ N/A	
Containers Intact?	☒ Yes	☐ No	☐ N/A	7.
Dissolved analysis: Samples Field Filtered?	☐ Yes	☐ No	☒ N/A	8.
Sample Labels Match COC? -Includes Date/Time/ID/Analysis Matrix: WT	☒ Yes	☐ No	☐ N/A	9.
Headspace in VOA Vials (>5-6mm)?	☐ Yes	☒ No	☐ N/A	10.
Trip Blank Present?	☒ Yes	☐ No	☐ N/A	11.
Trip Blank Custody Seals Present?	☒ Yes	☐ No	☐ N/A	

COMMENTS/SAMPLE DISCREPANCY

Field Data Required? ☐ Yes ☐ No

Lot ID of split containers:

CLIENT NOTIFICATION/RESOLUTION

Person contacted: _____ Date/Time: _____

Project Manager SCURF Review: _____ **Date:** _____

Project Manager SRF Review: _____ **Date:** _____

***Check mark top half of box if pH and/or dechlorination is verified and within the acceptance range for preservation samples.**

Exceptions: VOA, Coliform, TOC, Oil and Grease, DRO/8015 (water) DOC, LLHg

****Bottom half of box is to list number of bottles**

Project # **WO# : 92548170**

PM: NMG Due Date: 07/12/21

CLIENT: 92-AECOM CHA

Item#	BP4U-125 mL Plastic Unpreserved (N/A) (Cl-)	BP3U-250 mL Plastic Unpreserved (N/A)	BP2U-500 mL Plastic Unpreserved (N/A)	BP1U-1 liter Plastic Unpreserved (N/A)	BP4S-125 mL Plastic H2SO4 (pH < 2) (Cl-)	BP3N-250 mL plastic HNO3 (pH < 2)	BP4Z-125 mL Plastic ZN Acetate & NaOH (>9)	BP4C-125 mL Plastic NaOH (pH > 12) (Cl-)	WGFU-Wide-mouthed Glass jar Unpreserved	AG1U-1 liter Amber Unpreserved (N/A) (Cl-)	AG1H-1 liter Amber HCl (pH < 2)	AG3U-250 mL Amber Unpreserved (N/A) (Cl-)	AG1S-1 liter Amber H2SO4 (pH < 2)	AG3S-250 mL Amber H2SO4 (pH < 2)	AG3A(DG3A)-250 mL Amber NH4Cl (N/A)(Cl-)	DG9H-40 mL VOA HCl (N/A)	VG9T-40 mL VOA Na2S2O3 (N/A)	VG9U-40 mL VOA Unp (N/A)	DG9P-40 mL VOA H3PO4 (N/A)	VOAK (6 vials per kit)-5035 kit (N/A)	V/GK (3 vials per kit)-VPH/Gas kit (N/A)	SP5T-125 mL Sterile Plastic (N/A - lab)	SP2T-250 mL Sterile Plastic (N/A - lab)		BP3A-250 mL Plastic (NH2)2SO4 (9.3-9.7)	AG0U-100 mL Amber Unpreserved vials (N/A)	VSGU-20 mL Scintillation vials (N/A)	DG9U-40 mL Amber Unpreserved vials (N/A)
1						1										7													
2						1										7													
3						1										7													
4						1										7													
5						1										7													
6						1										7													
7						1										7													
8						1										7													
9																2													
10																2													
11																													
12																													

pH Adjustment Log for Preserved Samples

Sample ID	Type of Preservative	pH upon receipt	Date preservation adjusted	Time preservation adjusted	Amount of Preservative added	Lot #

Note: Whenever there is a discrepancy affecting North Carolina compliance samples, a copy of this form will be sent to the North Carolina DEHNR Certification Office (i.e. Out of hold, incorrect preservative, out of temp, incorrect containers.

***Check mark top half of box if pH and/or dechlorination is verified and within the acceptance range for preservation samples.**

Exceptions: VOA, Coliform, TOC, Oil and Grease, DRO/8015 (water) DOC, LLHg

****Bottom half of box is to list number of bottles**

Project # **WO# : 92548170**

PM: NMG Due Date: 07/12/21

CLIENT: 92-AECOM CHA

Item#	BP4U-125 mL Plastic Unpreserved (N/A) (Cl-)	BP3U-250 mL Plastic Unpreserved (N/A)	BP2U-500 mL Plastic Unpreserved (N/A)	BP1U-1 liter Plastic Unpreserved (N/A)	BP4S-125 mL Plastic H2SO4 (pH < 2) (Cl-)	BP3N-250 mL plastic HNO3 (pH < 2)	BP4Z-125 mL Plastic ZN Acetate & NaOH (>9)	BP4C-125 mL Plastic NaOH (pH > 12) (Cl-)	WGFU-Wide-mouthed Glass jar Unpreserved	AG1U-1 liter Amber Unpreserved (N/A) (Cl-)	AG1H-1 liter Amber HCl (pH < 2)	AG3U-250 mL Amber Unpreserved (N/A) (Cl-)	AG1S-1 liter Amber H2SO4 (pH < 2)	AG3S-250 mL Amber H2SO4 (pH < 2)	AG3A(DG3A)-250 mL Amber NH4Cl (N/A)(Cl-)	DG9H-40 mL VOA HCl (N/A)	VG9T-40 mL VOA Na2S2O3 (N/A)	VG9U-40 mL VOA Unp (N/A)	DG9P-40 mL VOA H3PO4 (N/A)	VOAK (6 vials per kit)-5035 kit (N/A)	V/GK (3 vials per kit)-VPH/Gas kit(N/A)	SP5T-125 mL Sterile Plastic (N/A – lab)	SP2T-250 mL Sterile Plastic (N/A – lab)		BP3A-250 mL Plastic (NH2)2SO4 (9.3-9.7)	AG0U-100 mL Amber Unpreserved vials (N/A)	VSGU-20 mL Scintillation vials (N/A)	DG9U-40 mL Amber Unpreserved vials (N/A)
1						1										7													
2						1										7													
3						1										7													
4						1										7													
5						1										7													
6						1										7													
7						1										7													
8						1										7													
9						1										7													
10						1										7													
11						1										7													
12						1										7													

pH Adjustment Log for Preserved Samples

Sample ID	Type of Preservative	pH upon receipt	Date preservation adjusted	Time preservation adjusted	Amount of Preservative added	Lot #

Note: Whenever there is a discrepancy affecting North Carolina compliance samples, a copy of this form will be sent to the North Carolina DEHNR Certification Office (i.e. Out of hold, incorrect preservative, out of temp, incorrect containers.

Green

CHAIN-OF-CUSTODY / Analytical Request Document

The Chain-of-Custody is a LEGAL DOCUMENT. All relevant fields must be completed accurately.

Pace Analytical® WWW.PACELABS.COM

Submitting a sample via this chain of custody constitutes acknowledgment and acceptance of the Pace Terms and Conditions found at https://info.pacelabs.com/hubfs/pas-standard-terms.pdf.

Page : 1 Of 1

Section A
Required Client Information:

Company:	AECOM
Address:	6000 Fairview Road
	Suite 200, Charlotte, NC 28226
Email:	
Phone:	(704)522-0330 Fax:
Requested Due Date:	3 day TAT

Section B
Required Project Information:

Report To:	Andrew Wreschnig
Copy To:	
Purchase Order #:	
Project Name:	CPC Huntersville
Project #:	

Section C
Invoice Information:

Attention:	
Company Name:	
Address:	
Pace Quote:	
Pace Project Manager:	nicole.d'oleo@pacelabs.com,
Pace Profile #:	12518-3

Regulatory Agency

State / Location
NC

Requested Analysis Filtered (Y/N)

ITEM #	SAMPLE ID (One Character per box. (A-Z, 0-9 / , -) Sample Ids must be unique)	MATRIX CODE (see valid codes to left)	SAMPLE TYPE (G=GRAB C=COMP)	COLLECTED START DATE	COLLECTED START TIME	COLLECTED END DATE	COLLECTED END TIME	SAMPLE TEMP AT COLLECTION	# OF CONTAINERS	Preservatives: Unpreserved	H2SO4	HNO3	HCl	NaOH	Na2S2O3	Methanol	Other	Analyses Test Y/N	6200B	NC VPH	6010 Lead	Trip BLANK	Residual Chlorine (Y/N)	928482
1	MW-80	WT	G			7/7/21	1335		8			X	X						X	X	X			001
2	MW-81						0940																	002
3	MW-81D						1025																	003
4	MW-82						1140																	004
5	MW-83						1452																	005
6	MW-84						1257																	006
7	DUP-2-20210707						-																	007
8	EB-1-20210707						1630																	008
9	Trip Blank																					X		009
10	Trip Blank																					X		010
11																								
12																								

Lab Provided

MATRIX CODE: Drinking Water DW; Water WT; Waste Water WW; Product P; Soil/Solid SL; Oil OL; Wipe WP; Air AR; Other OT; Tissue TS

ADDITIONAL COMMENTS	RELINQUISHED BY / AFFILIATION	DATE	TIME	ACCEPTED BY / AFFILIATION	DATE	TIME	SAMPLE CONDITIONS			
3 day TAT	Emily R. Love / AECOM	7/7/21	1718	JKL Pace HVL	7-7-21	1718	2.4	4	N	4

SAMPLER NAME AND SIGNATURE

PRINT Name of SAMPLER: Emily Love

SIGNATURE of SAMPLER: Emily R. Love

DATE Signed: 7/7/2021

TEMP in C	Received on Ice (Y/N)	Custody Sealed Cooler (Y/N)	Samples Intact (Y/N)

Green

CHAIN-OF-CUSTODY / Analytical Request Document

The Chain-of-Custody is a LEGAL DOCUMENT. All relevant fields must be completed accurately.

Pace Analytical® WWW.PACELABS.COM

Submitting a sample via this chain of custody constitutes acknowledgment and acceptance of the Pace Terms and Conditions found at https://info.pacelabs.com/hubfs/pas-standard-terms.pdf.

Page : 1 Of 2

Section A
Required Client Information:

Company:	AECOM
Address:	6000 Fairview Road
	Suite 200, Charlotte, NC 28226
Email:	
Phone:	(704)522-0330 Fax:
Requested Due Date:	3 day TAT

Section B
Required Project Information:

Report To:	Andrew Wreschnig
Copy To:	
Purchase Order #:	
Project Name:	CPC Huntersville
Project #:	

Section C
Invoice Information:

Attention:	
Company Name:	
Address:	
Pace Quote:	
Pace Project Manager:	nicole.d'oleo@pacelabs.com,
Pace Profile #:	12518-3

Regulatory Agency

State / Location
NC

MATRIX CODE: Drinking Water DW; Water WT; Waste Water WW; Product P; Soil/Solid SL; Oil OL; Wipe WP; Air AR; Other OT; Tissue TS

ITEM #	SAMPLE ID (One Character per box. (A-Z, 0-9 / , -) Sample Ids must be unique)	MATRIX CODE (see valid codes to left)	SAMPLE TYPE (G=GRAB C=COMP)	COLLECTED START DATE	COLLECTED START TIME	COLLECTED END DATE	COLLECTED END TIME	SAMPLE TEMP AT COLLECTION	# OF CONTAINERS	Preservatives: Unpreserved	H2SO4	HNO3	HCl	NaOH	Na2S2O3	Methanol	Other	Analyses Test Y/N: 6200B	NC VPH	6010 Lead	Trip BLANK	Residual Chlorine (Y/N)	92548170
1	MW-16	W	G			7/7/21	1250		8			X	X					X	X	X			011
2	MW-17						1520																012
3	MW-19						0930																013
4	MW-21						1108																014
5	MW-23						1540																015
6	MW-28						0930																016
7	MW-31						1355																017
8	MW-31D						1110																018
9	MW-77						1140																019
10	MW-78						1615																020
11	MW-79						1335																021
12	MW-79D						0940																022

ADDITIONAL COMMENTS	RELINQUISHED BY / AFFILIATION	DATE	TIME	ACCEPTED BY / AFFILIATION	DATE	TIME	SAMPLE CONDITIONS: TEMP in C	Received on Ice (Y/N)	Custody Sealed Cooler (Y/N)	Samples Intact (Y/N)
3 day TAT	Emily R. Love/AECOM	7/7/21	1718	JKC Pace UVL	7-7-21	1718	2.4	Y	N	Y

SAMPLER NAME AND SIGNATURE

PRINT Name of SAMPLER: Emily Love

SIGNATURE of SAMPLER: Emily R. Love

DATE Signed: 7/7/2021

Pace Analytical Services, LLC
9800 Kincey Ave. Suite 100
Huntersville, NC 28078
(704)875-9092

July 13, 2021

Andrew Wreschnig
AECOM
6000 Fairview Road
Suite 200
Charlotte, NC 28210

RE: Project: CPC Huntersville (7/8/21)
Pace Project No.: 92548518

Dear Andrew Wreschnig:

Enclosed are the analytical results for sample(s) received by the laboratory on July 08, 2021. The results relate only to the samples included in this report. Results reported herein conform to the applicable TNI/NELAC Standards and the laboratory's Quality Manual, where applicable, unless otherwise noted in the body of the report.

The test results provided in this final report were generated by each of the following laboratories within the Pace Network:

- Pace Analytical Services - Asheville
- Pace Analytical Services - Charlotte

If you have any questions concerning this report, please feel free to contact me.

Sincerely,

Nicole D'Oleo

Nicole D'Oleo
nicole.d'oleo@pacelabs.com
(704)875-9092
Project Manager

Enclosures

cc: Teresa Amentt Jennings, AECOM
Jeff Morrison, Colonial Pipeline Company

This report shall not be reproduced, except in full,
without the written consent of Pace Analytical Services, LLC.

Pace Analytical Services, LLC
9800 Kincey Ave. Suite 100
Huntersville, NC 28078
(704)875-9092

CERTIFICATIONS

Project: CPC Huntersville (7/8/21)
Pace Project No.: 92548518

Pace Analytical Services Charlotte
9800 Kincey Ave. Ste 100, Huntersville, NC 28078
Louisiana/NELAP Certification # LA170028
North Carolina Drinking Water Certification #: 37706
North Carolina Field Services Certification #: 5342
North Carolina Wastewater Certification #: 12
South Carolina Certification #: 99006001
Florida/NELAP Certification #: E87627
Kentucky UST Certification #: 84
Virginia/VELAP Certification #: 460221

Pace Analytical Services Asheville
2225 Riverside Drive, Asheville, NC 28804
Florida/NELAP Certification #: E87648
North Carolina Drinking Water Certification #: 37712
North Carolina Wastewater Certification #: 40
South Carolina Certification #: 99030001
Virginia/VELAP Certification #: 460222

REPORT OF LABORATORY ANALYSIS

This report shall not be reproduced, except in full,
without the written consent of Pace Analytical Services, LLC.

Pace Analytical Services, LLC
9800 Kincey Ave. Suite 100
Huntersville, NC 28078
(704)875-9092

SAMPLE SUMMARY

Project: CPC Huntersville (7/8/21)
Pace Project No.: 92548518

Lab ID	Sample ID	Matrix	Date Collected	Date Received
92548518001	**MW-73**	Water	07/08/21 13:45	07/08/21 17:54
92548518002	**FB-1-20210708**	Water	07/08/21 15:26	07/08/21 17:54
92548518003	**Trip Blank**	Water	07/08/21 00:00	07/08/21 17:54

This report shall not be reproduced, except in full,
without the written consent of Pace Analytical Services, LLC.

Pace Analytical Services, LLC
9800 Kincey Ave. Suite 100
Huntersville, NC 28078
(704)875-9092

SAMPLE ANALYTE COUNT

Project: CPC Huntersville (7/8/21)
Pace Project No.: 92548518

Lab ID	Sample ID	Method	Analysts	Analytes Reported	Laboratory
92548518001	**MW-73**	MADEP VPH	MAD	6	PASI-C
		EPA 6010D	RDT	1	PASI-A
		SM 6200B	SAS	63	PASI-C
92548518002	**FB-1-20210708**	MADEP VPH	MAD	6	PASI-C
		SM 6200B	SAS	63	PASI-C
92548518003	**Trip Blank**	SM 6200B	SAS	63	PASI-C

PASI-A = Pace Analytical Services - Asheville
PASI-C = Pace Analytical Services - Charlotte

This report shall not be reproduced, except in full,
without the written consent of Pace Analytical Services, LLC.

Pace Analytical Services, LLC
9800 Kincey Ave. Suite 100
Huntersville, NC 28078
(704)875-9092

ANALYTICAL RESULTS

Project: CPC Huntersville (7/8/21)
Pace Project No.: 92548518

Sample: MW-73 **Lab ID: 92548518001** Collected: 07/08/21 13:45 Received: 07/08/21 17:54 Matrix: Water

Parameters	Results	Units	Report Limit	MDL	DF	Prepared	Analyzed	CAS No.	Qual
VPH NC Water	Analytical Method: MADEP VPH Pace Analytical Services - Charlotte								
Total VPH (C5-C12)	ND	ug/L	50.0	50.0	1		07/10/21 02:56		N2
Aliphatic (C05-C08)	ND	ug/L	50.0	50.0	1		07/10/21 02:56		N2
Aliphatic(C09-C12) Adjusted	ND	ug/L	50.0	50.0	1		07/10/21 02:56		N2
Aromatic (C09-C10)	ND	ug/L	50.0	50.0	1		07/10/21 02:56		N2
Surrogates									
4-Bromofluorobenzene (FID) (S)	105	%	70-130		1		07/10/21 02:56	460-00-4	
4-Bromofluorobenzene (PID) (S)	100	%	70-130		1		07/10/21 02:56	460-00-4	
6010 MET ICP	Analytical Method: EPA 6010D Preparation Method: EPA 3010A Pace Analytical Services - Asheville								
Lead	ND	ug/L	5.0	4.5	1	07/09/21 14:49	07/12/21 16:54	7439-92-1	
6200B MSV	Analytical Method: SM 6200B Pace Analytical Services - Charlotte								
Benzene	ND	ug/L	0.50	0.34	1		07/09/21 14:47	71-43-2	
Bromobenzene	ND	ug/L	0.50	0.29	1		07/09/21 14:47	108-86-1	
Bromochloromethane	ND	ug/L	0.50	0.47	1		07/09/21 14:47	74-97-5	
Bromodichloromethane	ND	ug/L	0.50	0.31	1		07/09/21 14:47	75-27-4	
Bromoform	ND	ug/L	0.50	0.34	1		07/09/21 14:47	75-25-2	
Bromomethane	ND	ug/L	5.0	1.7	1		07/09/21 14:47	74-83-9	
n-Butylbenzene	ND	ug/L	0.50	0.49	1		07/09/21 14:47	104-51-8	
sec-Butylbenzene	ND	ug/L	0.50	0.40	1		07/09/21 14:47	135-98-8	
tert-Butylbenzene	ND	ug/L	0.50	0.32	1		07/09/21 14:47	98-06-6	
Carbon tetrachloride	ND	ug/L	0.50	0.33	1		07/09/21 14:47	56-23-5	
Chlorobenzene	ND	ug/L	0.50	0.28	1		07/09/21 14:47	108-90-7	
Chloroethane	ND	ug/L	1.0	0.65	1		07/09/21 14:47	75-00-3	
Chloroform	ND	ug/L	0.50	0.35	1		07/09/21 14:47	67-66-3	
Chloromethane	ND	ug/L	1.0	0.54	1		07/09/21 14:47	74-87-3	
2-Chlorotoluene	ND	ug/L	0.50	0.32	1		07/09/21 14:47	95-49-8	
4-Chlorotoluene	ND	ug/L	0.50	0.32	1		07/09/21 14:47	106-43-4	
1,2-Dibromo-3-chloropropane	ND	ug/L	1.0	0.34	1		07/09/21 14:47	96-12-8	
Dibromochloromethane	ND	ug/L	0.50	0.36	1		07/09/21 14:47	124-48-1	
1,2-Dibromoethane (EDB)	ND	ug/L	0.50	0.27	1		07/09/21 14:47	106-93-4	
Dibromomethane	ND	ug/L	0.50	0.39	1		07/09/21 14:47	74-95-3	
1,2-Dichlorobenzene	ND	ug/L	0.50	0.34	1		07/09/21 14:47	95-50-1	
1,3-Dichlorobenzene	ND	ug/L	0.50	0.34	1		07/09/21 14:47	541-73-1	
1,4-Dichlorobenzene	ND	ug/L	0.50	0.33	1		07/09/21 14:47	106-46-7	
Dichlorodifluoromethane	ND	ug/L	0.50	0.35	1		07/09/21 14:47	75-71-8	
1,1-Dichloroethane	ND	ug/L	0.50	0.37	1		07/09/21 14:47	75-34-3	
1,2-Dichloroethane	ND	ug/L	0.50	0.32	1		07/09/21 14:47	107-06-2	
1,1-Dichloroethene	ND	ug/L	0.50	0.35	1		07/09/21 14:47	75-35-4	
cis-1,2-Dichloroethene	ND	ug/L	0.50	0.38	1		07/09/21 14:47	156-59-2	
trans-1,2-Dichloroethene	ND	ug/L	0.50	0.40	1		07/09/21 14:47	156-60-5	
1,2-Dichloropropane	ND	ug/L	0.50	0.36	1		07/09/21 14:47	78-87-5	
1,3-Dichloropropane	ND	ug/L	0.50	0.28	1		07/09/21 14:47	142-28-9	

REPORT OF LABORATORY ANALYSIS

This report shall not be reproduced, except in full,
without the written consent of Pace Analytical Services, LLC.

Pace Analytical Services, LLC
9800 Kincey Ave. Suite 100
Huntersville, NC 28078
(704)875-9092

ANALYTICAL RESULTS

Project: CPC Huntersville (7/8/21)
Pace Project No.: 92548518

Sample: MW-73 **Lab ID: 92548518001** Collected: 07/08/21 13:45 Received: 07/08/21 17:54 Matrix: Water

Parameters	Results	Units	Report Limit	MDL	DF	Prepared	Analyzed	CAS No.	Qual
6200B MSV	Analytical Method: SM 6200B Pace Analytical Services - Charlotte								
2,2-Dichloropropane	ND	ug/L	0.50	0.39	1		07/09/21 14:47	594-20-7	
1,1-Dichloropropene	ND	ug/L	0.50	0.43	1		07/09/21 14:47	563-58-6	
cis-1,3-Dichloropropene	ND	ug/L	0.50	0.36	1		07/09/21 14:47	10061-01-5	
trans-1,3-Dichloropropene	ND	ug/L	0.50	0.36	1		07/09/21 14:47	10061-02-6	
Diisopropyl ether	ND	ug/L	0.50	0.31	1		07/09/21 14:47	108-20-3	
Ethylbenzene	ND	ug/L	0.50	0.30	1		07/09/21 14:47	100-41-4	
Hexachloro-1,3-butadiene	ND	ug/L	2.0	1.5	1		07/09/21 14:47	87-68-3	
Isopropylbenzene (Cumene)	ND	ug/L	0.50	0.33	1		07/09/21 14:47	98-82-8	
Methylene Chloride	ND	ug/L	2.0	2.0	1		07/09/21 14:47	75-09-2	
Methyl-tert-butyl ether	ND	ug/L	0.50	0.42	1		07/09/21 14:47	1634-04-4	
Naphthalene	ND	ug/L	2.0	0.64	1		07/09/21 14:47	91-20-3	
n-Propylbenzene	ND	ug/L	0.50	0.34	1		07/09/21 14:47	103-65-1	
Styrene	ND	ug/L	0.50	0.29	1		07/09/21 14:47	100-42-5	
1,1,1,2-Tetrachloroethane	ND	ug/L	0.50	0.31	1		07/09/21 14:47	630-20-6	
1,1,2,2-Tetrachloroethane	ND	ug/L	0.50	0.22	1		07/09/21 14:47	79-34-5	
Tetrachloroethene	ND	ug/L	0.50	0.29	1		07/09/21 14:47	127-18-4	
Toluene	ND	ug/L	0.50	0.48	1		07/09/21 14:47	108-88-3	
1,2,3-Trichlorobenzene	ND	ug/L	2.0	0.81	1		07/09/21 14:47	87-61-6	
1,2,4-Trichlorobenzene	ND	ug/L	2.0	0.64	1		07/09/21 14:47	120-82-1	
1,1,1-Trichloroethane	ND	ug/L	0.50	0.33	1		07/09/21 14:47	71-55-6	
1,1,2-Trichloroethane	ND	ug/L	0.50	0.32	1		07/09/21 14:47	79-00-5	
Trichloroethene	ND	ug/L	0.50	0.38	1		07/09/21 14:47	79-01-6	
Trichlorofluoromethane	ND	ug/L	1.0	0.30	1		07/09/21 14:47	75-69-4	
1,2,3-Trichloropropane	ND	ug/L	0.50	0.26	1		07/09/21 14:47	96-18-4	
1,2,4-Trimethylbenzene	ND	ug/L	0.50	0.50	1		07/09/21 14:47	95-63-6	
1,3,5-Trimethylbenzene	ND	ug/L	0.50	0.33	1		07/09/21 14:47	108-67-8	
Vinyl chloride	ND	ug/L	1.0	0.39	1		07/09/21 14:47	75-01-4	
m&p-Xylene	ND	ug/L	1.0	0.71	1		07/09/21 14:47	179601-23-1	
o-Xylene	ND	ug/L	0.50	0.34	1		07/09/21 14:47	95-47-6	
Surrogates									
1,2-Dichloroethane-d4 (S)	107	%	70-130		1		07/09/21 14:47	17060-07-0	
4-Bromofluorobenzene (S)	97	%	70-130		1		07/09/21 14:47	460-00-4	
Toluene-d8 (S)	99	%	70-130		1		07/09/21 14:47	2037-26-5	

REPORT OF LABORATORY ANALYSIS

This report shall not be reproduced, except in full,
without the written consent of Pace Analytical Services, LLC.

Pace Analytical Services, LLC
9800 Kincey Ave. Suite 100
Huntersville, NC 28078
(704)875-9092

ANALYTICAL RESULTS

Project: CPC Huntersville (7/8/21)
Pace Project No.: 92548518

Sample: FB-1-20210708 **Lab ID: 92548518002** Collected: 07/08/21 15:26 Received: 07/08/21 17:54 Matrix: Water

Parameters	Results	Units	Report Limit	MDL	DF	Prepared	Analyzed	CAS No.	Qual
VPH NC Water	Analytical Method: MADEP VPH Pace Analytical Services - Charlotte								
Total VPH (C5-C12)	ND	ug/L	50.0	50.0	1		07/10/21 03:24		N2
Aliphatic (C05-C08)	ND	ug/L	50.0	50.0	1		07/10/21 03:24		N2
Aliphatic(C09-C12) Adjusted	ND	ug/L	50.0	50.0	1		07/10/21 03:24		N2
Aromatic (C09-C10)	ND	ug/L	50.0	50.0	1		07/10/21 03:24		N2
Surrogates									
4-Bromofluorobenzene (FID) (S)	104	%	70-130		1		07/10/21 03:24	460-00-4	
4-Bromofluorobenzene (PID) (S)	99	%	70-130		1		07/10/21 03:24	460-00-4	
6200B MSV	Analytical Method: SM 6200B Pace Analytical Services - Charlotte								
Benzene	ND	ug/L	0.50	0.34	1		07/09/21 12:58	71-43-2	
Bromobenzene	ND	ug/L	0.50	0.29	1		07/09/21 12:58	108-86-1	
Bromochloromethane	ND	ug/L	0.50	0.47	1		07/09/21 12:58	74-97-5	
Bromodichloromethane	ND	ug/L	0.50	0.31	1		07/09/21 12:58	75-27-4	
Bromoform	ND	ug/L	0.50	0.34	1		07/09/21 12:58	75-25-2	
Bromomethane	ND	ug/L	5.0	1.7	1		07/09/21 12:58	74-83-9	
n-Butylbenzene	ND	ug/L	0.50	0.49	1		07/09/21 12:58	104-51-8	
sec-Butylbenzene	ND	ug/L	0.50	0.40	1		07/09/21 12:58	135-98-8	
tert-Butylbenzene	ND	ug/L	0.50	0.32	1		07/09/21 12:58	98-06-6	
Carbon tetrachloride	ND	ug/L	0.50	0.33	1		07/09/21 12:58	56-23-5	
Chlorobenzene	ND	ug/L	0.50	0.28	1		07/09/21 12:58	108-90-7	
Chloroethane	ND	ug/L	1.0	0.65	1		07/09/21 12:58	75-00-3	
Chloroform	ND	ug/L	0.50	0.35	1		07/09/21 12:58	67-66-3	
Chloromethane	ND	ug/L	1.0	0.54	1		07/09/21 12:58	74-87-3	
2-Chlorotoluene	ND	ug/L	0.50	0.32	1		07/09/21 12:58	95-49-8	
4-Chlorotoluene	ND	ug/L	0.50	0.32	1		07/09/21 12:58	106-43-4	
1,2-Dibromo-3-chloropropane	ND	ug/L	1.0	0.34	1		07/09/21 12:58	96-12-8	
Dibromochloromethane	ND	ug/L	0.50	0.36	1		07/09/21 12:58	124-48-1	
1,2-Dibromoethane (EDB)	ND	ug/L	0.50	0.27	1		07/09/21 12:58	106-93-4	
Dibromomethane	ND	ug/L	0.50	0.39	1		07/09/21 12:58	74-95-3	
1,2-Dichlorobenzene	ND	ug/L	0.50	0.34	1		07/09/21 12:58	95-50-1	
1,3-Dichlorobenzene	ND	ug/L	0.50	0.34	1		07/09/21 12:58	541-73-1	
1,4-Dichlorobenzene	ND	ug/L	0.50	0.33	1		07/09/21 12:58	106-46-7	
Dichlorodifluoromethane	ND	ug/L	0.50	0.35	1		07/09/21 12:58	75-71-8	
1,1-Dichloroethane	ND	ug/L	0.50	0.37	1		07/09/21 12:58	75-34-3	
1,2-Dichloroethane	ND	ug/L	0.50	0.32	1		07/09/21 12:58	107-06-2	
1,1-Dichloroethene	ND	ug/L	0.50	0.35	1		07/09/21 12:58	75-35-4	
cis-1,2-Dichloroethene	ND	ug/L	0.50	0.38	1		07/09/21 12:58	156-59-2	
trans-1,2-Dichloroethene	ND	ug/L	0.50	0.40	1		07/09/21 12:58	156-60-5	
1,2-Dichloropropane	ND	ug/L	0.50	0.36	1		07/09/21 12:58	78-87-5	
1,3-Dichloropropane	ND	ug/L	0.50	0.28	1		07/09/21 12:58	142-28-9	
2,2-Dichloropropane	ND	ug/L	0.50	0.39	1		07/09/21 12:58	594-20-7	
1,1-Dichloropropene	ND	ug/L	0.50	0.43	1		07/09/21 12:58	563-58-6	
cis-1,3-Dichloropropene	ND	ug/L	0.50	0.36	1		07/09/21 12:58	10061-01-5	
trans-1,3-Dichloropropene	ND	ug/L	0.50	0.36	1		07/09/21 12:58	10061-02-6	

REPORT OF LABORATORY ANALYSIS

This report shall not be reproduced, except in full,
without the written consent of Pace Analytical Services, LLC.

Pace Analytical Services, LLC
9800 Kincey Ave. Suite 100
Huntersville, NC 28078
(704)875-9092

ANALYTICAL RESULTS

Project: CPC Huntersville (7/8/21)
Pace Project No.: 92548518

Sample: FB-1-20210708 **Lab ID: 92548518002** Collected: 07/08/21 15:26 Received: 07/08/21 17:54 Matrix: Water

Parameters	Results	Units	Report Limit	MDL	DF	Prepared	Analyzed	CAS No.	Qual
6200B MSV	Analytical Method: SM 6200B Pace Analytical Services - Charlotte								
Diisopropyl ether	ND	ug/L	0.50	0.31	1		07/09/21 12:58	108-20-3	
Ethylbenzene	ND	ug/L	0.50	0.30	1		07/09/21 12:58	100-41-4	
Hexachloro-1,3-butadiene	ND	ug/L	2.0	1.5	1		07/09/21 12:58	87-68-3	
Isopropylbenzene (Cumene)	ND	ug/L	0.50	0.33	1		07/09/21 12:58	98-82-8	
Methylene Chloride	ND	ug/L	2.0	2.0	1		07/09/21 12:58	75-09-2	
Methyl-tert-butyl ether	ND	ug/L	0.50	0.42	1		07/09/21 12:58	1634-04-4	
Naphthalene	ND	ug/L	2.0	0.64	1		07/09/21 12:58	91-20-3	
n-Propylbenzene	ND	ug/L	0.50	0.34	1		07/09/21 12:58	103-65-1	
Styrene	ND	ug/L	0.50	0.29	1		07/09/21 12:58	100-42-5	
1,1,1,2-Tetrachloroethane	ND	ug/L	0.50	0.31	1		07/09/21 12:58	630-20-6	
1,1,2,2-Tetrachloroethane	ND	ug/L	0.50	0.22	1		07/09/21 12:58	79-34-5	
Tetrachloroethene	ND	ug/L	0.50	0.29	1		07/09/21 12:58	127-18-4	
Toluene	ND	ug/L	0.50	0.48	1		07/09/21 12:58	108-88-3	
1,2,3-Trichlorobenzene	ND	ug/L	2.0	0.81	1		07/09/21 12:58	87-61-6	
1,2,4-Trichlorobenzene	ND	ug/L	2.0	0.64	1		07/09/21 12:58	120-82-1	
1,1,1-Trichloroethane	ND	ug/L	0.50	0.33	1		07/09/21 12:58	71-55-6	
1,1,2-Trichloroethane	ND	ug/L	0.50	0.32	1		07/09/21 12:58	79-00-5	
Trichloroethene	ND	ug/L	0.50	0.38	1		07/09/21 12:58	79-01-6	
Trichlorofluoromethane	ND	ug/L	1.0	0.30	1		07/09/21 12:58	75-69-4	
1,2,3-Trichloropropane	ND	ug/L	0.50	0.26	1		07/09/21 12:58	96-18-4	
1,2,4-Trimethylbenzene	ND	ug/L	0.50	0.50	1		07/09/21 12:58	95-63-6	
1,3,5-Trimethylbenzene	ND	ug/L	0.50	0.33	1		07/09/21 12:58	108-67-8	
Vinyl chloride	ND	ug/L	1.0	0.39	1		07/09/21 12:58	75-01-4	
m&p-Xylene	ND	ug/L	1.0	0.71	1		07/09/21 12:58	179601-23-1	
o-Xylene	ND	ug/L	0.50	0.34	1		07/09/21 12:58	95-47-6	
Surrogates									
1,2-Dichloroethane-d4 (S)	110	%	70-130		1		07/09/21 12:58	17060-07-0	
4-Bromofluorobenzene (S)	97	%	70-130		1		07/09/21 12:58	460-00-4	
Toluene-d8 (S)	100	%	70-130		1		07/09/21 12:58	2037-26-5	

REPORT OF LABORATORY ANALYSIS

This report shall not be reproduced, except in full,
without the written consent of Pace Analytical Services, LLC.

Pace Analytical Services, LLC
9800 Kincey Ave. Suite 100
Huntersville, NC 28078
(704)875-9092

ANALYTICAL RESULTS

Project: CPC Huntersville (7/8/21)
Pace Project No.: 92548518

Sample: Trip Blank **Lab ID: 92548518003** Collected: 07/08/21 00:00 Received: 07/08/21 17:54 Matrix: Water

Parameters	Results	Units	Report Limit	MDL	DF	Prepared	Analyzed	CAS No.	Qual
6200B MSV	Analytical Method: SM 6200B Pace Analytical Services - Charlotte								
Benzene	ND	ug/L	0.50	0.34	1		07/09/21 13:16	71-43-2	
Bromobenzene	ND	ug/L	0.50	0.29	1		07/09/21 13:16	108-86-1	
Bromochloromethane	ND	ug/L	0.50	0.47	1		07/09/21 13:16	74-97-5	
Bromodichloromethane	ND	ug/L	0.50	0.31	1		07/09/21 13:16	75-27-4	
Bromoform	ND	ug/L	0.50	0.34	1		07/09/21 13:16	75-25-2	
Bromomethane	ND	ug/L	5.0	1.7	1		07/09/21 13:16	74-83-9	
n-Butylbenzene	ND	ug/L	0.50	0.49	1		07/09/21 13:16	104-51-8	
sec-Butylbenzene	ND	ug/L	0.50	0.40	1		07/09/21 13:16	135-98-8	
tert-Butylbenzene	ND	ug/L	0.50	0.32	1		07/09/21 13:16	98-06-6	
Carbon tetrachloride	ND	ug/L	0.50	0.33	1		07/09/21 13:16	56-23-5	
Chlorobenzene	ND	ug/L	0.50	0.28	1		07/09/21 13:16	108-90-7	
Chloroethane	ND	ug/L	1.0	0.65	1		07/09/21 13:16	75-00-3	
Chloroform	ND	ug/L	0.50	0.35	1		07/09/21 13:16	67-66-3	
Chloromethane	ND	ug/L	1.0	0.54	1		07/09/21 13:16	74-87-3	
2-Chlorotoluene	ND	ug/L	0.50	0.32	1		07/09/21 13:16	95-49-8	
4-Chlorotoluene	ND	ug/L	0.50	0.32	1		07/09/21 13:16	106-43-4	
1,2-Dibromo-3-chloropropane	ND	ug/L	1.0	0.34	1		07/09/21 13:16	96-12-8	
Dibromochloromethane	ND	ug/L	0.50	0.36	1		07/09/21 13:16	124-48-1	
1,2-Dibromoethane (EDB)	ND	ug/L	0.50	0.27	1		07/09/21 13:16	106-93-4	
Dibromomethane	ND	ug/L	0.50	0.39	1		07/09/21 13:16	74-95-3	
1,2-Dichlorobenzene	ND	ug/L	0.50	0.34	1		07/09/21 13:16	95-50-1	
1,3-Dichlorobenzene	ND	ug/L	0.50	0.34	1		07/09/21 13:16	541-73-1	
1,4-Dichlorobenzene	ND	ug/L	0.50	0.33	1		07/09/21 13:16	106-46-7	
Dichlorodifluoromethane	ND	ug/L	0.50	0.35	1		07/09/21 13:16	75-71-8	
1,1-Dichloroethane	ND	ug/L	0.50	0.37	1		07/09/21 13:16	75-34-3	
1,2-Dichloroethane	ND	ug/L	0.50	0.32	1		07/09/21 13:16	107-06-2	
1,1-Dichloroethene	ND	ug/L	0.50	0.35	1		07/09/21 13:16	75-35-4	
cis-1,2-Dichloroethene	ND	ug/L	0.50	0.38	1		07/09/21 13:16	156-59-2	
trans-1,2-Dichloroethene	ND	ug/L	0.50	0.40	1		07/09/21 13:16	156-60-5	
1,2-Dichloropropane	ND	ug/L	0.50	0.36	1		07/09/21 13:16	78-87-5	
1,3-Dichloropropane	ND	ug/L	0.50	0.28	1		07/09/21 13:16	142-28-9	
2,2-Dichloropropane	ND	ug/L	0.50	0.39	1		07/09/21 13:16	594-20-7	
1,1-Dichloropropene	ND	ug/L	0.50	0.43	1		07/09/21 13:16	563-58-6	
cis-1,3-Dichloropropene	ND	ug/L	0.50	0.36	1		07/09/21 13:16	10061-01-5	
trans-1,3-Dichloropropene	ND	ug/L	0.50	0.36	1		07/09/21 13:16	10061-02-6	
Diisopropyl ether	ND	ug/L	0.50	0.31	1		07/09/21 13:16	108-20-3	
Ethylbenzene	ND	ug/L	0.50	0.30	1		07/09/21 13:16	100-41-4	
Hexachloro-1,3-butadiene	ND	ug/L	2.0	1.5	1		07/09/21 13:16	87-68-3	
Isopropylbenzene (Cumene)	ND	ug/L	0.50	0.33	1		07/09/21 13:16	98-82-8	
Methylene Chloride	ND	ug/L	2.0	2.0	1		07/09/21 13:16	75-09-2	
Methyl-tert-butyl ether	ND	ug/L	0.50	0.42	1		07/09/21 13:16	1634-04-4	
Naphthalene	ND	ug/L	2.0	0.64	1		07/09/21 13:16	91-20-3	
n-Propylbenzene	ND	ug/L	0.50	0.34	1		07/09/21 13:16	103-65-1	
Styrene	ND	ug/L	0.50	0.29	1		07/09/21 13:16	100-42-5	
1,1,1,2-Tetrachloroethane	ND	ug/L	0.50	0.31	1		07/09/21 13:16	630-20-6	

REPORT OF LABORATORY ANALYSIS

This report shall not be reproduced, except in full,
without the written consent of Pace Analytical Services, LLC.

Pace Analytical Services, LLC
9800 Kincey Ave. Suite 100
Huntersville, NC 28078
(704)875-9092

ANALYTICAL RESULTS

Project: CPC Huntersville (7/8/21)
Pace Project No.: 92548518

Sample: Trip Blank **Lab ID: 92548518003** Collected: 07/08/21 00:00 Received: 07/08/21 17:54 Matrix: Water

Parameters	Results	Units	Report Limit	MDL	DF	Prepared	Analyzed	CAS No.	Qual
6200B MSV	Analytical Method: SM 6200B Pace Analytical Services - Charlotte								
1,1,2,2-Tetrachloroethane	ND	ug/L	0.50	0.22	1		07/09/21 13:16	79-34-5	
Tetrachloroethene	ND	ug/L	0.50	0.29	1		07/09/21 13:16	127-18-4	
Toluene	ND	ug/L	0.50	0.48	1		07/09/21 13:16	108-88-3	
1,2,3-Trichlorobenzene	ND	ug/L	2.0	0.81	1		07/09/21 13:16	87-61-6	
1,2,4-Trichlorobenzene	ND	ug/L	2.0	0.64	1		07/09/21 13:16	120-82-1	
1,1,1-Trichloroethane	ND	ug/L	0.50	0.33	1		07/09/21 13:16	71-55-6	
1,1,2-Trichloroethane	ND	ug/L	0.50	0.32	1		07/09/21 13:16	79-00-5	
Trichloroethene	ND	ug/L	0.50	0.38	1		07/09/21 13:16	79-01-6	
Trichlorofluoromethane	ND	ug/L	1.0	0.30	1		07/09/21 13:16	75-69-4	
1,2,3-Trichloropropane	ND	ug/L	0.50	0.26	1		07/09/21 13:16	96-18-4	
1,2,4-Trimethylbenzene	ND	ug/L	0.50	0.50	1		07/09/21 13:16	95-63-6	
1,3,5-Trimethylbenzene	ND	ug/L	0.50	0.33	1		07/09/21 13:16	108-67-8	
Vinyl chloride	ND	ug/L	1.0	0.39	1		07/09/21 13:16	75-01-4	
m&p-Xylene	ND	ug/L	1.0	0.71	1		07/09/21 13:16	179601-23-1	
o-Xylene	ND	ug/L	0.50	0.34	1		07/09/21 13:16	95-47-6	
Surrogates									
1,2-Dichloroethane-d4 (S)	103	%	70-130		1		07/09/21 13:16	17060-07-0	
4-Bromofluorobenzene (S)	95	%	70-130		1		07/09/21 13:16	460-00-4	
Toluene-d8 (S)	98	%	70-130		1		07/09/21 13:16	2037-26-5	

REPORT OF LABORATORY ANALYSIS

This report shall not be reproduced, except in full,
without the written consent of Pace Analytical Services, LLC.

Pace Analytical Services, LLC
9800 Kincey Ave. Suite 100
Huntersville, NC 28078
(704)875-9092

QUALITY CONTROL DATA

Project: CPC Huntersville (7/8/21)
Pace Project No.: 92548518

QC Batch: 632558
QC Batch Method: MADEP VPH
Analysis Method: MADEP VPH
Analysis Description: VPH NC Water
Laboratory: Pace Analytical Services - Charlotte
Associated Lab Samples: 92548518001, 92548518002

METHOD BLANK: 3323022 Matrix: Water
Associated Lab Samples: 92548518001, 92548518002

Parameter	Units	Blank Result	Reporting Limit	MDL	Analyzed	Qualifiers
Aliphatic (C05-C08)	ug/L	ND	50.0	50.0	07/09/21 18:49	N2
Aromatic (C09-C10)	ug/L	ND	50.0	50.0	07/09/21 18:49	N2
4-Bromofluorobenzene (FID) (S)	%	105	70-130		07/09/21 18:49	
4-Bromofluorobenzene (PID) (S)	%	99	70-130		07/09/21 18:49	

LABORATORY CONTROL SAMPLE & LCSD: 3323023 3323024

Parameter	Units	Spike Conc.	LCS Result	LCSD Result	LCS % Rec	LCSD % Rec	% Rec Limits	RPD	Max RPD	Qualifiers
Aliphatic (C05-C08)	ug/L	300	329	332	110	111	70-130	1	25	N2
Aromatic (C09-C10)	ug/L	100	103	109	103	109	70-130	6	25	N2
4-Bromofluorobenzene (FID) (S)	%				108	110	70-130			
4-Bromofluorobenzene (PID) (S)	%				100	102	70-130			

Results presented on this page are in the units indicated by the "Units" column except where an alternate unit is presented to the right of the result.

REPORT OF LABORATORY ANALYSIS

This report shall not be reproduced, except in full,
without the written consent of Pace Analytical Services, LLC.

Pace Analytical Services, LLC
9800 Kincey Ave. Suite 100
Huntersville, NC 28078
(704)875-9092

QUALITY CONTROL DATA

Project: CPC Huntersville (7/8/21)
Pace Project No.: 92548518

QC Batch: 632398
QC Batch Method: EPA 3010A
Analysis Method: EPA 6010D
Analysis Description: 6010 MET
Laboratory: Pace Analytical Services - Asheville
Associated Lab Samples: 92548518001

METHOD BLANK: 3321943 Matrix: Water
Associated Lab Samples: 92548518001

Parameter	Units	Blank Result	Reporting Limit	MDL	Analyzed	Qualifiers
Lead	ug/L	ND	5.0	4.5	07/12/21 16:35	

LABORATORY CONTROL SAMPLE: 3321944

Parameter	Units	Spike Conc.	LCS Result	LCS % Rec	% Rec Limits	Qualifiers
Lead	ug/L	500	462	92	80-120	

MATRIX SPIKE & MATRIX SPIKE DUPLICATE: 3321945 3321946

Parameter	Units	92548518001 Result	MS Spike Conc.	MSD Spike Conc.	MS Result	MSD Result	MS % Rec	MSD % Rec	% Rec Limits	RPD	Max RPD	Qual
Lead	ug/L	ND	500	500	474	481	94	96	75-125	1	20	

Results presented on this page are in the units indicated by the "Units" column except where an alternate unit is presented to the right of the result.

REPORT OF LABORATORY ANALYSIS

This report shall not be reproduced, except in full,
without the written consent of Pace Analytical Services, LLC.

Pace Analytical Services, LLC
9800 Kincey Ave. Suite 100
Huntersville, NC 28078
(704)875-9092

QUALITY CONTROL DATA

Project: CPC Huntersville (7/8/21)
Pace Project No.: 92548518

QC Batch: 632394
QC Batch Method: SM 6200B
Analysis Method: SM 6200B
Analysis Description: 6200B MSV
Laboratory: Pace Analytical Services - Charlotte
Associated Lab Samples: 92548518001, 92548518002, 92548518003

METHOD BLANK: 3321910 Matrix: Water
Associated Lab Samples: 92548518001, 92548518002, 92548518003

Parameter	Units	Blank Result	Reporting Limit	MDL	Analyzed	Qualifiers
1,1,1,2-Tetrachloroethane	ug/L	ND	0.50	0.31	07/09/21 12:40	
1,1,1-Trichloroethane	ug/L	ND	0.50	0.33	07/09/21 12:40	
1,1,2,2-Tetrachloroethane	ug/L	ND	0.50	0.22	07/09/21 12:40	
1,1,2-Trichloroethane	ug/L	ND	0.50	0.32	07/09/21 12:40	
1,1-Dichloroethane	ug/L	ND	0.50	0.37	07/09/21 12:40	
1,1-Dichloroethene	ug/L	ND	0.50	0.35	07/09/21 12:40	
1,1-Dichloropropene	ug/L	ND	0.50	0.43	07/09/21 12:40	
1,2,3-Trichlorobenzene	ug/L	ND	2.0	0.81	07/09/21 12:40	
1,2,3-Trichloropropane	ug/L	ND	0.50	0.26	07/09/21 12:40	
1,2,4-Trichlorobenzene	ug/L	ND	2.0	0.64	07/09/21 12:40	
1,2,4-Trimethylbenzene	ug/L	ND	0.50	0.50	07/09/21 12:40	
1,2-Dibromo-3-chloropropane	ug/L	ND	1.0	0.34	07/09/21 12:40	
1,2-Dibromoethane (EDB)	ug/L	ND	0.50	0.27	07/09/21 12:40	
1,2-Dichlorobenzene	ug/L	ND	0.50	0.34	07/09/21 12:40	
1,2-Dichloroethane	ug/L	ND	0.50	0.32	07/09/21 12:40	
1,2-Dichloropropane	ug/L	ND	0.50	0.36	07/09/21 12:40	
1,3,5-Trimethylbenzene	ug/L	ND	0.50	0.33	07/09/21 12:40	
1,3-Dichlorobenzene	ug/L	ND	0.50	0.34	07/09/21 12:40	
1,3-Dichloropropane	ug/L	ND	0.50	0.28	07/09/21 12:40	
1,4-Dichlorobenzene	ug/L	ND	0.50	0.33	07/09/21 12:40	
2,2-Dichloropropane	ug/L	ND	0.50	0.39	07/09/21 12:40	
2-Chlorotoluene	ug/L	ND	0.50	0.32	07/09/21 12:40	
4-Chlorotoluene	ug/L	ND	0.50	0.32	07/09/21 12:40	
Benzene	ug/L	ND	0.50	0.34	07/09/21 12:40	
Bromobenzene	ug/L	ND	0.50	0.29	07/09/21 12:40	
Bromochloromethane	ug/L	ND	0.50	0.47	07/09/21 12:40	
Bromodichloromethane	ug/L	ND	0.50	0.31	07/09/21 12:40	
Bromoform	ug/L	ND	0.50	0.34	07/09/21 12:40	
Bromomethane	ug/L	ND	5.0	1.7	07/09/21 12:40	
Carbon tetrachloride	ug/L	ND	0.50	0.33	07/09/21 12:40	
Chlorobenzene	ug/L	ND	0.50	0.28	07/09/21 12:40	
Chloroethane	ug/L	ND	1.0	0.65	07/09/21 12:40	
Chloroform	ug/L	ND	0.50	0.35	07/09/21 12:40	
Chloromethane	ug/L	ND	1.0	0.54	07/09/21 12:40	
cis-1,2-Dichloroethene	ug/L	ND	0.50	0.38	07/09/21 12:40	
cis-1,3-Dichloropropene	ug/L	ND	0.50	0.36	07/09/21 12:40	
Dibromochloromethane	ug/L	ND	0.50	0.36	07/09/21 12:40	
Dibromomethane	ug/L	ND	0.50	0.39	07/09/21 12:40	
Dichlorodifluoromethane	ug/L	ND	0.50	0.35	07/09/21 12:40	
Diisopropyl ether	ug/L	ND	0.50	0.31	07/09/21 12:40	

Results presented on this page are in the units indicated by the "Units" column except where an alternate unit is presented to the right of the result.

REPORT OF LABORATORY ANALYSIS

This report shall not be reproduced, except in full,
without the written consent of Pace Analytical Services, LLC.

Pace Analytical Services, LLC
9800 Kincey Ave. Suite 100
Huntersville, NC 28078
(704)875-9092

QUALITY CONTROL DATA

Project: CPC Huntersville (7/8/21)
Pace Project No.: 92548518

METHOD BLANK: 3321910 Matrix: Water
Associated Lab Samples: 92548518001, 92548518002, 92548518003

Parameter	Units	Blank Result	Reporting Limit	MDL	Analyzed	Qualifiers
Ethylbenzene	ug/L	ND	0.50	0.30	07/09/21 12:40	
Hexachloro-1,3-butadiene	ug/L	ND	2.0	1.5	07/09/21 12:40	
Isopropylbenzene (Cumene)	ug/L	ND	0.50	0.33	07/09/21 12:40	
m&p-Xylene	ug/L	ND	1.0	0.71	07/09/21 12:40	
Methyl-tert-butyl ether	ug/L	ND	0.50	0.42	07/09/21 12:40	
Methylene Chloride	ug/L	ND	2.0	2.0	07/09/21 12:40	
n-Butylbenzene	ug/L	ND	0.50	0.49	07/09/21 12:40	
n-Propylbenzene	ug/L	ND	0.50	0.34	07/09/21 12:40	
Naphthalene	ug/L	ND	2.0	0.64	07/09/21 12:40	
o-Xylene	ug/L	ND	0.50	0.34	07/09/21 12:40	
sec-Butylbenzene	ug/L	ND	0.50	0.40	07/09/21 12:40	
Styrene	ug/L	ND	0.50	0.29	07/09/21 12:40	
tert-Butylbenzene	ug/L	ND	0.50	0.32	07/09/21 12:40	
Tetrachloroethene	ug/L	ND	0.50	0.29	07/09/21 12:40	
Toluene	ug/L	ND	0.50	0.48	07/09/21 12:40	
trans-1,2-Dichloroethene	ug/L	ND	0.50	0.40	07/09/21 12:40	
trans-1,3-Dichloropropene	ug/L	ND	0.50	0.36	07/09/21 12:40	
Trichloroethene	ug/L	ND	0.50	0.38	07/09/21 12:40	
Trichlorofluoromethane	ug/L	ND	1.0	0.30	07/09/21 12:40	
Vinyl chloride	ug/L	ND	1.0	0.39	07/09/21 12:40	
1,2-Dichloroethane-d4 (S)	%	106	70-130		07/09/21 12:40	
4-Bromofluorobenzene (S)	%	96	70-130		07/09/21 12:40	
Toluene-d8 (S)	%	101	70-130		07/09/21 12:40	

LABORATORY CONTROL SAMPLE: 3321911

Parameter	Units	Spike Conc.	LCS Result	LCS % Rec	% Rec Limits	Qualifiers
1,1,1,2-Tetrachloroethane	ug/L	50	50.5	101	60-140	
1,1,1-Trichloroethane	ug/L	50	49.5	99	60-140	
1,1,2,2-Tetrachloroethane	ug/L	50	50.8	102	60-140	
1,1,2-Trichloroethane	ug/L	50	51.1	102	60-140	
1,1-Dichloroethane	ug/L	50	47.6	95	60-140	
1,1-Dichloroethene	ug/L	50	48.0	96	60-140	
1,1-Dichloropropene	ug/L	50	48.2	96	60-140	
1,2,3-Trichlorobenzene	ug/L	50	52.0	104	60-140	
1,2,3-Trichloropropane	ug/L	50	50.1	100	60-140	
1,2,4-Trichlorobenzene	ug/L	50	51.7	103	60-140	
1,2,4-Trimethylbenzene	ug/L	50	45.6	91	60-140	
1,2-Dibromo-3-chloropropane	ug/L	50	58.0	116	60-140	
1,2-Dibromoethane (EDB)	ug/L	50	51.3	103	60-140	
1,2-Dichlorobenzene	ug/L	50	48.1	96	60-140	
1,2-Dichloroethane	ug/L	50	45.6	91	60-140	
1,2-Dichloropropane	ug/L	50	50.0	100	60-140	
1,3,5-Trimethylbenzene	ug/L	50	46.5	93	60-140	

Results presented on this page are in the units indicated by the "Units" column except where an alternate unit is presented to the right of the result.

REPORT OF LABORATORY ANALYSIS

This report shall not be reproduced, except in full,
without the written consent of Pace Analytical Services, LLC.

Pace Analytical Services, LLC
9800 Kincey Ave. Suite 100
Huntersville, NC 28078
(704)875-9092

QUALITY CONTROL DATA

Project: CPC Huntersville (7/8/21)
Pace Project No.: 92548518

LABORATORY CONTROL SAMPLE: 3321911

Parameter	Units	Spike Conc.	LCS Result	LCS % Rec	% Rec Limits	Qualifiers
1,3-Dichlorobenzene	ug/L	50	47.4	95	60-140	
1,3-Dichloropropane	ug/L	50	48.9	98	60-140	
1,4-Dichlorobenzene	ug/L	50	48.4	97	60-140	
2,2-Dichloropropane	ug/L	50	51.9	104	60-140	
2-Chlorotoluene	ug/L	50	47.0	94	60-140	
4-Chlorotoluene	ug/L	50	46.0	92	60-140	
Benzene	ug/L	50	47.9	96	60-140	
Bromobenzene	ug/L	50	47.8	96	60-140	
Bromochloromethane	ug/L	50	50.2	100	60-140	
Bromodichloromethane	ug/L	50	51.7	103	60-140	
Bromoform	ug/L	50	54.9	110	60-140	
Bromomethane	ug/L	50	44.6	89	60-140	
Carbon tetrachloride	ug/L	50	49.2	98	60-140	
Chlorobenzene	ug/L	50	48.0	96	60-140	
Chloroethane	ug/L	50	46.5	93	60-140	
Chloroform	ug/L	50	47.5	95	60-140	
Chloromethane	ug/L	50	45.1	90	60-140	
cis-1,2-Dichloroethene	ug/L	50	47.6	95	60-140	
cis-1,3-Dichloropropene	ug/L	50	51.5	103	60-140	
Dibromochloromethane	ug/L	50	52.7	105	60-140	
Dibromomethane	ug/L	50	51.4	103	60-140	
Dichlorodifluoromethane	ug/L	50	48.4	97	60-140	
Diisopropyl ether	ug/L	50	46.8	94	60-140	
Ethylbenzene	ug/L	50	47.4	95	60-140	
Hexachloro-1,3-butadiene	ug/L	50	49.9	100	60-140	
Isopropylbenzene (Cumene)	ug/L	50	48.9	98	60-140	
m&p-Xylene	ug/L	100	94.1	94	60-140	
Methyl-tert-butyl ether	ug/L	50	50.3	101	60-140	
Methylene Chloride	ug/L	50	48.5	97	60-140	
n-Butylbenzene	ug/L	50	46.8	94	60-140	
n-Propylbenzene	ug/L	50	46.1	92	60-140	
Naphthalene	ug/L	50	51.1	102	60-140	
o-Xylene	ug/L	50	47.4	95	60-140	
sec-Butylbenzene	ug/L	50	45.6	91	60-140	
Styrene	ug/L	50	49.8	100	60-140	
tert-Butylbenzene	ug/L	50	39.3	79	60-140	
Tetrachloroethene	ug/L	50	47.4	95	60-140	
Toluene	ug/L	50	46.4	93	60-140	
trans-1,2-Dichloroethene	ug/L	50	48.4	97	60-140	
trans-1,3-Dichloropropene	ug/L	50	53.0	106	60-140	
Trichloroethene	ug/L	50	49.0	98	60-140	
Trichlorofluoromethane	ug/L	50	43.6	87	60-140	
Vinyl chloride	ug/L	50	49.4	99	60-140	
1,2-Dichloroethane-d4 (S)	%			99	70-130	
4-Bromofluorobenzene (S)	%			102	70-130	
Toluene-d8 (S)	%			102	70-130	

Results presented on this page are in the units indicated by the "Units" column except where an alternate unit is presented to the right of the result.

REPORT OF LABORATORY ANALYSIS

This report shall not be reproduced, except in full,
without the written consent of Pace Analytical Services, LLC.

Pace Analytical Services, LLC
9800 Kincey Ave. Suite 100
Huntersville, NC 28078
(704)875-9092

QUALITY CONTROL DATA

Project: CPC Huntersville (7/8/21)
Pace Project No.: 92548518

MATRIX SPIKE & MATRIX SPIKE DUPLICATE: 3321948 3321949

Parameter	Units	92548168004 Result	MS Spike Conc.	MSD Spike Conc.	MS Result	MSD Result	MS % Rec	MSD % Rec	% Rec Limits	RPD	Max RPD	Qual
1,1,1,2-Tetrachloroethane	ug/L	ND	250	250	265	268	106	107	60-140	1	30	
1,1,1-Trichloroethane	ug/L	ND	250	250	267	269	107	107	60-140	1	30	
1,1,2,2-Tetrachloroethane	ug/L	ND	250	250	278	275	111	110	60-140	1	30	
1,1,2-Trichloroethane	ug/L	ND	250	250	276	267	110	107	60-140	3	30	
1,1-Dichloroethane	ug/L	ND	250	250	265	264	106	106	60-140	0	30	
1,1-Dichloroethene	ug/L	ND	250	250	258	257	103	103	60-140	1	30	
1,1-Dichloropropene	ug/L	ND	250	250	269	266	108	106	60-140	1	30	
1,2,3-Trichlorobenzene	ug/L	ND	250	250	239	273	96	109	60-140	13	30	
1,2,3-Trichloropropane	ug/L	ND	250	250	282	264	113	106	60-140	7	30	
1,2,4-Trichlorobenzene	ug/L	ND	250	250	236	267	94	107	60-140	13	30	
1,2,4-Trimethylbenzene	ug/L	106	250	250	336	355	92	100	60-140	6	30	
1,2-Dibromo-3-chloropropane	ug/L	ND	250	250	280	315	112	126	60-140	12	30	
1,2-Dibromoethane (EDB)	ug/L	ND	250	250	268	272	107	109	60-140	2	30	
1,2-Dichlorobenzene	ug/L	ND	250	250	238	254	95	102	60-140	6	30	
1,2-Dichloroethane	ug/L	ND	250	250	247	242	99	97	60-140	2	30	
1,2-Dichloropropane	ug/L	ND	250	250	267	264	107	106	60-140	1	30	
1,3,5-Trimethylbenzene	ug/L	27.6	250	250	272	285	98	103	60-140	5	30	
1,3-Dichlorobenzene	ug/L	ND	250	250	234	250	94	100	60-140	7	30	
1,3-Dichloropropane	ug/L	ND	250	250	267	265	107	106	60-140	0	30	
1,4-Dichlorobenzene	ug/L	ND	250	250	239	258	96	103	60-140	8	30	
2,2-Dichloropropane	ug/L	ND	250	250	240	238	96	95	60-140	1	30	
2-Chlorotoluene	ug/L	ND	250	250	252	260	101	104	60-140	3	30	
4-Chlorotoluene	ug/L	ND	250	250	232	247	93	99	60-140	6	30	
Benzene	ug/L	1630	250	250	1840	1810	84	72	60-140	2	30	
Bromobenzene	ug/L	ND	250	250	252	269	101	108	60-140	7	30	
Bromochloromethane	ug/L	ND	250	250	278	276	111	111	60-140	0	30	
Bromodichloromethane	ug/L	ND	250	250	273	270	109	108	60-140	1	30	
Bromoform	ug/L	ND	250	250	269	277	107	111	60-140	3	30	
Bromomethane	ug/L	ND	250	250	196	232	78	93	60-140	17	30	
Carbon tetrachloride	ug/L	ND	250	250	268	263	107	105	60-140	2	30	
Chlorobenzene	ug/L	ND	250	250	260	260	104	104	60-140	0	30	
Chloroethane	ug/L	ND	250	250	263	256	105	102	60-140	3	30	
Chloroform	ug/L	ND	250	250	267	265	107	106	60-140	1	30	
Chloromethane	ug/L	ND	250	250	228	220	91	88	60-140	4	30	
cis-1,2-Dichloroethene	ug/L	ND	250	250	262	259	105	104	60-140	1	30	
cis-1,3-Dichloropropene	ug/L	ND	250	250	258	257	103	103	60-140	0	30	
Dibromochloromethane	ug/L	ND	250	250	261	273	105	109	60-140	5	30	
Dibromomethane	ug/L	ND	250	250	276	273	110	109	60-140	1	30	
Dichlorodifluoromethane	ug/L	ND	250	250	188	186	75	74	60-140	1	30	
Diisopropyl ether	ug/L	271	250	250	516	508	98	95	60-140	2	30	
Ethylbenzene	ug/L	209	250	250	462	461	101	101	60-140	0	30	
Hexachloro-1,3-butadiene	ug/L	ND	250	250	229	255	92	102	60-140	11	30	
Isopropylbenzene (Cumene)	ug/L	5.7J	250	250	268	269	105	105	60-140	1	30	
m&p-Xylene	ug/L	829	500	500	1310	1310	96	97	60-140	0	30	

Results presented on this page are in the units indicated by the "Units" column except where an alternate unit is presented to the right of the result.

REPORT OF LABORATORY ANALYSIS

This report shall not be reproduced, except in full,
without the written consent of Pace Analytical Services, LLC.

Pace Analytical Services, LLC
9800 Kincey Ave. Suite 100
Huntersville, NC 28078
(704)875-9092

QUALITY CONTROL DATA

Project: CPC Huntersville (7/8/21)
Pace Project No.: 92548518

MATRIX SPIKE & MATRIX SPIKE DUPLICATE: 3321948 3321949

Parameter	Units	92548168004 Result	MS Spike Conc.	MSD Spike Conc.	MS Result	MSD Result	MS % Rec	MSD % Rec	% Rec Limits	RPD	Max RPD	Qual
Methyl-tert-butyl ether	ug/L	113	250	250	387	383	109	108	60-140	1	30	
Methylene Chloride	ug/L	ND	250	250	274	274	109	109	60-140	0	30	
n-Butylbenzene	ug/L	ND	250	250	231	244	92	98	60-140	6	30	
n-Propylbenzene	ug/L	12.8	250	250	249	263	94	100	60-140	6	30	
Naphthalene	ug/L	25.1	250	250	267	300	97	110	60-140	12	30	
o-Xylene	ug/L	427	250	250	669	678	97	100	60-140	1	30	
sec-Butylbenzene	ug/L	ND	250	250	236	249	94	100	60-140	6	30	
Styrene	ug/L	ND	250	250	264	266	105	106	60-140	1	30	
tert-Butylbenzene	ug/L	ND	250	250	209	224	84	90	60-140	7	30	
Tetrachloroethene	ug/L	ND	250	250	256	254	103	102	60-140	1	30	
Toluene	ug/L	795	250	250	1020	992	89	79	60-140	3	30	
trans-1,2-Dichloroethene	ug/L	ND	250	250	264	265	105	106	60-140	1	30	
trans-1,3-Dichloropropene	ug/L	ND	250	250	260	259	104	104	60-140	0	30	
Trichloroethene	ug/L	ND	250	250	266	266	106	107	60-140	0	30	
Trichlorofluoromethane	ug/L	ND	250	250	244	243	98	97	60-140	0	30	
Vinyl chloride	ug/L	ND	250	250	238	234	95	94	60-140	2	30	
1,2-Dichloroethane-d4 (S)	%						104	102	70-130			
4-Bromofluorobenzene (S)	%						101	98	70-130			
Toluene-d8 (S)	%						100	99	70-130			

Results presented on this page are in the units indicated by the "Units" column except where an alternate unit is presented to the right of the result.

REPORT OF LABORATORY ANALYSIS

This report shall not be reproduced, except in full,
without the written consent of Pace Analytical Services, LLC.

Pace Analytical Services, LLC
9800 Kincey Ave. Suite 100
Huntersville, NC 28078
(704)875-9092

QUALIFIERS

Project: CPC Huntersville (7/8/21)
Pace Project No.: 92548518

DEFINITIONS

DF - Dilution Factor, if reported, represents the factor applied to the reported data due to dilution of the sample aliquot.

ND - Not Detected at or above adjusted reporting limit.

TNTC - Too Numerous To Count

J - Estimated concentration above the adjusted method detection limit and below the adjusted reporting limit.

MDL - Adjusted Method Detection Limit.

PQL - Practical Quantitation Limit.

RL - Reporting Limit - The lowest concentration value that meets project requirements for quantitative data with known precision and bias for a specific analyte in a specific matrix.

S - Surrogate

1,2-Diphenylhydrazine decomposes to and cannot be separated from Azobenzene using Method 8270. The result for each analyte is a combined concentration.

Consistent with EPA guidelines, unrounded data are displayed and have been used to calculate % recovery and RPD values.

LCS(D) - Laboratory Control Sample (Duplicate)

MS(D) - Matrix Spike (Duplicate)

DUP - Sample Duplicate

RPD - Relative Percent Difference

NC - Not Calculable.

SG - Silica Gel - Clean-Up

U - Indicates the compound was analyzed for, but not detected.

Acid preservation may not be appropriate for 2 Chloroethylvinyl ether.

A separate vial preserved to a pH of 4-5 is recommended in SW846 Chapter 4 for the analysis of Acrolein and Acrylonitrile by EPA Method 8260.

N-Nitrosodiphenylamine decomposes and cannot be separated from Diphenylamine using Method 8270. The result reported for each analyte is a combined concentration.

Pace Analytical is TNI accredited. Contact your Pace PM for the current list of accredited analytes.

TNI - The NELAC Institute.

ANALYTE QUALIFIERS

N2	The lab does not hold NELAC/TNI accreditation for this parameter but other accreditations/certifications may apply. A complete list of accreditations/certifications is available upon request.

This report shall not be reproduced, except in full,
without the written consent of Pace Analytical Services, LLC.

Pace Analytical Services, LLC
9800 Kincey Ave. Suite 100
Huntersville, NC 28078
(704)875-9092

QUALITY CONTROL DATA CROSS REFERENCE TABLE

Project: CPC Huntersville (7/8/21)
Pace Project No.: 92548518

Lab ID	Sample ID	QC Batch Method	QC Batch	Analytical Method	Analytical Batch
92548518001	**MW-73**	MADEP VPH	632558		
92548518002	**FB-1-20210708**	MADEP VPH	632558		
92548518001	**MW-73**	EPA 3010A	632398	EPA 6010D	632534
92548518001	**MW-73**	SM 6200B	632394		
92548518002	**FB-1-20210708**	SM 6200B	632394		
92548518003	**Trip Blank**	SM 6200B	632394		

This report shall not be reproduced, except in full,
without the written consent of Pace Analytical Services, LLC.

Laboratory receiving samples:
Asheville ☐ Eden ☐ Greenwood ☐ Huntersville ☒ Raleigh ☐ Mechanicsville ☐ Atlanta ☐ Kernersville ☐

Sample Condition Upon Receipt

Client Name: AECOM **Project #:**

WO# : 92548518

92548518

Courier: ☐ Fed Ex ☐ UPS ☐ USPS ☒ Client ☐ Commercial ☐ Pace ☐ Other:____

Custody Seal Present? ☐ Yes ☒ No **Seals Intact?** ☐ Yes ☐ No **Date/Initials-Person-Examining-Contents:** 7-8-21

Packing Material: ☐ Bubble Wrap ☒ Bubble Bags ☐ None ☐ Other

Biological Tissue Frozen? ☐ Yes ☐ No ☒ N/A

Thermometer: ☒ IR Gun ID: 92T064 **Type of Ice:** ☑ Wet ☐ Blue ☐ None

Cooler Temp: 11.1 **Correction Factor:** Add/Subtract (°C) -0.1

Temp should be above freezing to 6°C
☒ Samples out of temp criteria. Samples on ice, cooling process has begun

Cooler Temp Corrected (°C): 11.0

USDA Regulated Soil (☒ N/A, water sample)
Did samples originate in a quarantine zone within the United States: CA, NY, or SC (check maps)? ☐ Yes ☐ No

Did samples originate from a foreign source (internationally, including Hawaii and Puerto Rico)? ☐ Yes ☐ No

				Comments/Discrepancy:
Chain of Custody Present?	☒ Yes	☐ No	☐ N/A	1.
Samples Arrived within Hold Time?	☒ Yes	☐ No	☐ N/A	2.
Short Hold Time Analysis (<72 hr.)?	☐ Yes	☒ No	☐ N/A	3.
Rush Turn Around Time Requested?	☒ Yes	☐ No	☐ N/A	4.
Sufficient Volume?	☒ Yes	☐ No	☐ N/A	5.
Correct Containers Used?	☒ Yes	☐ No	☐ N/A	6.
-Pace Containers Used?	☒ Yes	☐ No	☐ N/A	
Containers Intact?	☒ Yes	☐ No	☐ N/A	7.
Dissolved analysis: Samples Field Filtered?	☐ Yes	☒ No	☐ N/A	8.
Sample Labels Match COC? -Includes Date/Time/ID/Analysis Matrix: WT	☒ Yes	☐ No	☐ N/A	9.
Headspace in VOA Vials (>5-6mm)?	☐ Yes	☒ No	☐ N/A	10.
Trip Blank Present?	☒ Yes	☐ No	☐ N/A	11.
Trip Blank Custody Seals Present?	☒ Yes	☐ No	☐ N/A	

Field Data Required? ☐ Yes ☐ No

COMMENTS/SAMPLE DISCREPANCY

Lot ID of split containers:

CLIENT NOTIFICATION/RESOLUTION

Person contacted: Date/Time:

Project Manager SCURF Review: **Date:**

Project Manager SRF Review: **Date:**

Project # WO#: 92548518

PM: NMG Due Date: 07/13/21
CLIENT: 92-AECOM CHA

*Check mark top half of box if pH and/or dechlorination is verified and within the acceptance range for preservation samples.

Exceptions: VOA, Coliform, TOC, Oil and Grease, DRO/8015 (water) DOC, LLHg

**Bottom half of box is to list number of bottles

Item#	BP4U-125 mL Plastic Unpreserved (N/A) (Cl-)	BP3U-250 mL Plastic Unpreserved (N/A)	BP2U-500 mL Plastic Unpreserved (N/A)	BP1U-1 liter Plastic Unpreserved (N/A)	BP4S-125 mL Plastic H2SO4 (pH < 2) (Cl-)	BP3N-250 mL plastic HNO3 (pH < 2)	BP4Z-125 mL Plastic ZN Acetate & NaOH (>9)	BP4C-125 mL Plastic NaOH (pH > 12) (Cl-)	WGFU-Wide-mouthed Glass jar Unpreserved	AG1U-1 liter Amber Unpreserved (N/A) (Cl-)	AG1H-1 liter Amber HCl (pH < 2)	AG3U-250 mL Amber Unpreserved (N/A) (Cl-)	AG1S-1 liter Amber H2SO4 (pH < 2)	AG3S-250 mL Amber H2SO4 (pH < 2)	AG3A(DG3A)-250 mL Amber NH4Cl (N/A)(Cl-)	DG9H-40 mL VOA HCl (N/A)	VG9T-40 mL VOA Na2S2O3 (N/A)	VG9U-40 mL VOA Unp (N/A)	DG9P-40 mL VOA H3PO4 (N/A)	VOAK (6 vials per kit)-5035 kit (N/A)	V/GK (3 vials per kit)-VPH/Gas kit(N/A)	SP5T-125 mL Sterile Plastic (N/A – lab)	SP2T-250 mL Sterile Plastic (N/A – lab)		BP3A-250 mL Plastic (NH2)2SO4 (9.3-9.7)	AG0U-100 mL Amber Unpreserved vials (N/A)	VSGU-20 mL Scintillation vials (N/A)	DG9U-40 mL Amber Unpreserved vials (N/A)
1						1										1													
2																1													
3																2													
4																													
5																													
6																													
7																													
8																													
9																													
10																													
11																													
12																													

pH Adjustment Log for Preserved Samples

Sample ID	Type of Preservative	pH upon receipt	Date preservation adjusted	Time preservation adjusted	Amount of Preservative added	Lot #

Note: Whenever there is a discrepancy affecting North Carolina compliance samples, a copy of this form will be sent to the North Carolina DEHNR Certification Office (i.e. Out of hold, incorrect preservative, out of temp, incorrect containers.

Pink

CHAIN-OF-CUSTODY / Analytical Request Document

The Chain-of-Custody is a LEGAL DOCUMENT. All relevant fields must be completed accurately.

Page : 1 Of 1

Pace Analytical
WWW.PACELABS.COM

Submitting a sample via this chain of custody constitutes acknowledgment and acceptance of the Pace Terms and Conditions found at https://info.pacelabs.com/hubfs/pas-standard-terms.pdf.

Section A
Required Client Information:

Company: AECOM
Address: 6000 Fairview Road
Suite 200, Charlotte, NC 28226
Email:
Phone: (704)522-0330 Fax:
Requested Due Date: 3day TAT

Section B
Required Project Information:

Report To: Andrew Wreschnig
Copy To:
Purchase Order #:
Project Name: CPC Huntersville
Project #:

Section C
Invoice Information:

Attention:
Company Name:
Address:
Pace Quote:
Pace Project Manager: nicole.d'oleo@pacelabs.com,
Pace Profile #: 12518-3

Regulatory Agency
State / Location: NC

Requested Analysis Filtered (Y/N)

ITEM #	SAMPLE ID (One Character per box. (A-Z, 0-9 / , -) Sample Ids must be unique)	MATRIX CODE (see valid codes to left)	SAMPLE TYPE (G=GRAB C=COMP)	COLLECTED START DATE	COLLECTED START TIME	COLLECTED END DATE	COLLECTED END TIME	SAMPLE TEMP AT COLLECTION	# OF CONTAINERS	Preservatives: Unpreserved	H2SO4	HNO3	HCl	NaOH	Na2S2O3	Methanol	Other	Analyses Test: 6200B	NC VPH	6010 Lead	Trip BLANK	Residual Chlorine (Y/N)
1	MW-73	WT	G			7/8/21	1345		8			XX						XXX				8254818
2	FB-1-20210708	WT	G			7/8/21	1526		7				1					1	1			002
3	Trip Blank	WT	G						2	Lab Provided										X		003
4																						
5																						
6																						
7																						
8																						
9																						
10																						
11																						
12																						

MATRIX CODE: Drinking Water DW; Water WT; Waste Water WW; Product P; Soil/Solid SL; Oil OL; Wipe WP; Air AR; Other OT; Tissue TS

ADDITIONAL COMMENTS	RELINQUISHED BY / AFFILIATION	DATE	TIME	ACCEPTED BY / AFFILIATION	DATE	TIME
3 day TAT	Emily R. Love/AECOM	7/8/21	1754	MS Pace HVL	7/8/21	~~17:34~~ 1754

SAMPLE CONDITIONS

TEMP in C	Received on Ice (Y/N)	Custody Sealed Cooler (Y/N)	Samples Intact (Y/N)
11.0	Y	N	Y

SAMPLER NAME AND SIGNATURE

PRINT Name of SAMPLER: Emily Love
SIGNATURE of SAMPLER: Emily R Love
DATE Signed: 7/8/2021

Pace Analytical Services, LLC
9800 Kincey Ave. Suite 100
Huntersville, NC 28078
(704)875-9092

July 13, 2021

Andrew Wreschnig
AECOM
6000 Fairview Road
Suite 200
Charlotte, NC 28210

RE: Project: CPC Huntersville (7/8/21)
Pace Project No.: 92548519

Dear Andrew Wreschnig:

Enclosed are the analytical results for sample(s) received by the laboratory on July 08, 2021. The results relate only to the samples included in this report. Results reported herein conform to the applicable TNI/NELAC Standards and the laboratory's Quality Manual, where applicable, unless otherwise noted in the body of the report.

The test results provided in this final report were generated by each of the following laboratories within the Pace Network:

- Pace Analytical Services - Asheville
- Pace Analytical Services - Charlotte

If you have any questions concerning this report, please feel free to contact me.

Sincerely,

Nicole D'Oleo

Nicole D'Oleo
nicole.d'oleo@pacelabs.com
(704)875-9092
Project Manager

Enclosures

cc: Teresa Amentt Jennings, AECOM
Jeff Morrison, Colonial Pipeline Company

Pace Analytical Services, LLC
9800 Kincey Ave. Suite 100
Huntersville, NC 28078
(704)875-9092

CERTIFICATIONS

Project: CPC Huntersville (7/8/21)
Pace Project No.: 92548519

Pace Analytical Services Charlotte
9800 Kincey Ave. Ste 100, Huntersville, NC 28078
Louisiana/NELAP Certification # LA170028
North Carolina Drinking Water Certification #: 37706
North Carolina Field Services Certification #: 5342
North Carolina Wastewater Certification #: 12
South Carolina Certification #: 99006001
Florida/NELAP Certification #: E87627
Kentucky UST Certification #: 84
Virginia/VELAP Certification #: 460221

Pace Analytical Services Asheville
2225 Riverside Drive, Asheville, NC 28804
Florida/NELAP Certification #: E87648
North Carolina Drinking Water Certification #: 37712
North Carolina Wastewater Certification #: 40
South Carolina Certification #: 99030001
Virginia/VELAP Certification #: 460222

REPORT OF LABORATORY ANALYSIS

This report shall not be reproduced, except in full,
without the written consent of Pace Analytical Services, LLC.

Pace Analytical Services, LLC
9800 Kincey Ave. Suite 100
Huntersville, NC 28078
(704)875-9092

SAMPLE SUMMARY

Project: CPC Huntersville (7/8/21)
Pace Project No.: 92548519

Lab ID	Sample ID	Matrix	Date Collected	Date Received
92548519001	**MW-16D**	Water	07/08/21 12:10	07/08/21 17:54
92548519002	**EB-1-20210708**	Water	07/08/21 16:20	07/08/21 17:54
92548519003	**FB-2-20210708**	Water	07/08/21 15:35	07/08/21 17:54
92548519004	**Trip Blank**	Water	07/08/21 00:00	07/08/21 17:54

This report shall not be reproduced, except in full,
without the written consent of Pace Analytical Services, LLC.

Pace Analytical Services, LLC
9800 Kincey Ave. Suite 100
Huntersville, NC 28078
(704)875-9092

SAMPLE ANALYTE COUNT

Project: CPC Huntersville (7/8/21)
Pace Project No.: 92548519

Lab ID	Sample ID	Method	Analysts	Analytes Reported	Laboratory
92548519001	**MW-16D**	MADEP VPH	MAD	6	PASI-C
		EPA 6010D	RDT	1	PASI-A
		SM 6200B	SAS	63	PASI-C
92548519002	**EB-1-20210708**	MADEP VPH	MAD	6	PASI-C
		SM 6200B	SAS	63	PASI-C
92548519003	**FB-2-20210708**	MADEP VPH	MAD	6	PASI-C
		SM 6200B	SAS	63	PASI-C
92548519004	**Trip Blank**	SM 6200B	SAS	63	PASI-C

PASI-A = Pace Analytical Services - Asheville
PASI-C = Pace Analytical Services - Charlotte

This report shall not be reproduced, except in full,
without the written consent of Pace Analytical Services, LLC.

Pace Analytical Services, LLC
9800 Kincey Ave. Suite 100
Huntersville, NC 28078
(704)875-9092

ANALYTICAL RESULTS

Project: CPC Huntersville (7/8/21)
Pace Project No.: 92548519

Sample: MW-16D **Lab ID: 92548519001** Collected: 07/08/21 12:10 Received: 07/08/21 17:54 Matrix: Water

Parameters	Results	Units	Report Limit	MDL	DF	Prepared	Analyzed	CAS No.	Qual
VPH NC Water	Analytical Method: MADEP VPH Pace Analytical Services - Charlotte								
Total VPH (C5-C12)	ND	ug/L	50.0	50.0	1		07/10/21 03:53		N2
Aliphatic (C05-C08)	ND	ug/L	50.0	50.0	1		07/10/21 03:53		N2
Aliphatic(C09-C12) Adjusted	ND	ug/L	50.0	50.0	1		07/10/21 03:53		N2
Aromatic (C09-C10)	ND	ug/L	50.0	50.0	1		07/10/21 03:53		N2
Surrogates									
4-Bromofluorobenzene (FID) (S)	105	%	70-130		1		07/10/21 03:53	460-00-4	
4-Bromofluorobenzene (PID) (S)	101	%	70-130		1		07/10/21 03:53	460-00-4	
6010 MET ICP	Analytical Method: EPA 6010D Preparation Method: EPA 3010A Pace Analytical Services - Asheville								
Lead	ND	ug/L	5.0	4.5	1	07/09/21 14:49	07/12/21 17:07	7439-92-1	
6200B MSV	Analytical Method: SM 6200B Pace Analytical Services - Charlotte								
Benzene	ND	ug/L	0.50	0.34	1		07/09/21 15:23	71-43-2	
Bromobenzene	ND	ug/L	0.50	0.29	1		07/09/21 15:23	108-86-1	
Bromochloromethane	ND	ug/L	0.50	0.47	1		07/09/21 15:23	74-97-5	
Bromodichloromethane	ND	ug/L	0.50	0.31	1		07/09/21 15:23	75-27-4	
Bromoform	ND	ug/L	0.50	0.34	1		07/09/21 15:23	75-25-2	
Bromomethane	ND	ug/L	5.0	1.7	1		07/09/21 15:23	74-83-9	
n-Butylbenzene	ND	ug/L	0.50	0.49	1		07/09/21 15:23	104-51-8	
sec-Butylbenzene	ND	ug/L	0.50	0.40	1		07/09/21 15:23	135-98-8	
tert-Butylbenzene	ND	ug/L	0.50	0.32	1		07/09/21 15:23	98-06-6	
Carbon tetrachloride	ND	ug/L	0.50	0.33	1		07/09/21 15:23	56-23-5	
Chlorobenzene	ND	ug/L	0.50	0.28	1		07/09/21 15:23	108-90-7	
Chloroethane	ND	ug/L	1.0	0.65	1		07/09/21 15:23	75-00-3	
Chloroform	ND	ug/L	0.50	0.35	1		07/09/21 15:23	67-66-3	
Chloromethane	ND	ug/L	1.0	0.54	1		07/09/21 15:23	74-87-3	
2-Chlorotoluene	ND	ug/L	0.50	0.32	1		07/09/21 15:23	95-49-8	
4-Chlorotoluene	ND	ug/L	0.50	0.32	1		07/09/21 15:23	106-43-4	
1,2-Dibromo-3-chloropropane	ND	ug/L	1.0	0.34	1		07/09/21 15:23	96-12-8	
Dibromochloromethane	ND	ug/L	0.50	0.36	1		07/09/21 15:23	124-48-1	
1,2-Dibromoethane (EDB)	ND	ug/L	0.50	0.27	1		07/09/21 15:23	106-93-4	
Dibromomethane	ND	ug/L	0.50	0.39	1		07/09/21 15:23	74-95-3	
1,2-Dichlorobenzene	ND	ug/L	0.50	0.34	1		07/09/21 15:23	95-50-1	
1,3-Dichlorobenzene	ND	ug/L	0.50	0.34	1		07/09/21 15:23	541-73-1	
1,4-Dichlorobenzene	ND	ug/L	0.50	0.33	1		07/09/21 15:23	106-46-7	
Dichlorodifluoromethane	ND	ug/L	0.50	0.35	1		07/09/21 15:23	75-71-8	
1,1-Dichloroethane	ND	ug/L	0.50	0.37	1		07/09/21 15:23	75-34-3	
1,2-Dichloroethane	ND	ug/L	0.50	0.32	1		07/09/21 15:23	107-06-2	
1,1-Dichloroethene	ND	ug/L	0.50	0.35	1		07/09/21 15:23	75-35-4	
cis-1,2-Dichloroethene	ND	ug/L	0.50	0.38	1		07/09/21 15:23	156-59-2	
trans-1,2-Dichloroethene	ND	ug/L	0.50	0.40	1		07/09/21 15:23	156-60-5	
1,2-Dichloropropane	ND	ug/L	0.50	0.36	1		07/09/21 15:23	78-87-5	
1,3-Dichloropropane	ND	ug/L	0.50	0.28	1		07/09/21 15:23	142-28-9	

REPORT OF LABORATORY ANALYSIS

This report shall not be reproduced, except in full,
without the written consent of Pace Analytical Services, LLC.

Pace Analytical Services, LLC
9800 Kincey Ave. Suite 100
Huntersville, NC 28078
(704)875-9092

ANALYTICAL RESULTS

Project: CPC Huntersville (7/8/21)
Pace Project No.: 92548519

Sample: MW-16D **Lab ID: 92548519001** Collected: 07/08/21 12:10 Received: 07/08/21 17:54 Matrix: Water

Parameters	Results	Units	Report Limit	MDL	DF	Prepared	Analyzed	CAS No.	Qual
6200B MSV	Analytical Method: SM 6200B Pace Analytical Services - Charlotte								
2,2-Dichloropropane	ND	ug/L	0.50	0.39	1		07/09/21 15:23	594-20-7	
1,1-Dichloropropene	ND	ug/L	0.50	0.43	1		07/09/21 15:23	563-58-6	
cis-1,3-Dichloropropene	ND	ug/L	0.50	0.36	1		07/09/21 15:23	10061-01-5	
trans-1,3-Dichloropropene	ND	ug/L	0.50	0.36	1		07/09/21 15:23	10061-02-6	
Diisopropyl ether	ND	ug/L	0.50	0.31	1		07/09/21 15:23	108-20-3	
Ethylbenzene	ND	ug/L	0.50	0.30	1		07/09/21 15:23	100-41-4	
Hexachloro-1,3-butadiene	ND	ug/L	2.0	1.5	1		07/09/21 15:23	87-68-3	
Isopropylbenzene (Cumene)	ND	ug/L	0.50	0.33	1		07/09/21 15:23	98-82-8	
Methylene Chloride	ND	ug/L	2.0	2.0	1		07/09/21 15:23	75-09-2	
Methyl-tert-butyl ether	ND	ug/L	0.50	0.42	1		07/09/21 15:23	1634-04-4	
Naphthalene	ND	ug/L	2.0	0.64	1		07/09/21 15:23	91-20-3	
n-Propylbenzene	ND	ug/L	0.50	0.34	1		07/09/21 15:23	103-65-1	
Styrene	ND	ug/L	0.50	0.29	1		07/09/21 15:23	100-42-5	
1,1,1,2-Tetrachloroethane	ND	ug/L	0.50	0.31	1		07/09/21 15:23	630-20-6	
1,1,2,2-Tetrachloroethane	ND	ug/L	0.50	0.22	1		07/09/21 15:23	79-34-5	
Tetrachloroethene	ND	ug/L	0.50	0.29	1		07/09/21 15:23	127-18-4	
Toluene	ND	ug/L	0.50	0.48	1		07/09/21 15:23	108-88-3	
1,2,3-Trichlorobenzene	ND	ug/L	2.0	0.81	1		07/09/21 15:23	87-61-6	
1,2,4-Trichlorobenzene	ND	ug/L	2.0	0.64	1		07/09/21 15:23	120-82-1	
1,1,1-Trichloroethane	ND	ug/L	0.50	0.33	1		07/09/21 15:23	71-55-6	
1,1,2-Trichloroethane	ND	ug/L	0.50	0.32	1		07/09/21 15:23	79-00-5	
Trichloroethene	ND	ug/L	0.50	0.38	1		07/09/21 15:23	79-01-6	
Trichlorofluoromethane	ND	ug/L	1.0	0.30	1		07/09/21 15:23	75-69-4	
1,2,3-Trichloropropane	ND	ug/L	0.50	0.26	1		07/09/21 15:23	96-18-4	
1,2,4-Trimethylbenzene	ND	ug/L	0.50	0.50	1		07/09/21 15:23	95-63-6	
1,3,5-Trimethylbenzene	ND	ug/L	0.50	0.33	1		07/09/21 15:23	108-67-8	
Vinyl chloride	ND	ug/L	1.0	0.39	1		07/09/21 15:23	75-01-4	
m&p-Xylene	ND	ug/L	1.0	0.71	1		07/09/21 15:23	179601-23-1	
o-Xylene	ND	ug/L	0.50	0.34	1		07/09/21 15:23	95-47-6	
Surrogates									
1,2-Dichloroethane-d4 (S)	106	%	70-130		1		07/09/21 15:23	17060-07-0	
4-Bromofluorobenzene (S)	97	%	70-130		1		07/09/21 15:23	460-00-4	
Toluene-d8 (S)	100	%	70-130		1		07/09/21 15:23	2037-26-5	

REPORT OF LABORATORY ANALYSIS

This report shall not be reproduced, except in full,
without the written consent of Pace Analytical Services, LLC.

Pace Analytical Services, LLC
9800 Kincey Ave. Suite 100
Huntersville, NC 28078
(704)875-9092

ANALYTICAL RESULTS

Project: CPC Huntersville (7/8/21)
Pace Project No.: 92548519

Sample: EB-1-20210708 **Lab ID: 92548519002** Collected: 07/08/21 16:20 Received: 07/08/21 17:54 Matrix: Water

Parameters	Results	Units	Report Limit	MDL	DF	Prepared	Analyzed	CAS No.	Qual
VPH NC Water	Analytical Method: MADEP VPH Pace Analytical Services - Charlotte								
Total VPH (C5-C12)	ND	ug/L	50.0	50.0	1		07/10/21 04:21		N2
Aliphatic (C05-C08)	ND	ug/L	50.0	50.0	1		07/10/21 04:21		N2
Aliphatic(C09-C12) Adjusted	ND	ug/L	50.0	50.0	1		07/10/21 04:21		N2
Aromatic (C09-C10)	ND	ug/L	50.0	50.0	1		07/10/21 04:21		N2
Surrogates									
4-Bromofluorobenzene (FID) (S)	108	%	70-130		1		07/10/21 04:21	460-00-4	
4-Bromofluorobenzene (PID) (S)	103	%	70-130		1		07/10/21 04:21	460-00-4	
6200B MSV	Analytical Method: SM 6200B Pace Analytical Services - Charlotte								
Benzene	ND	ug/L	0.50	0.34	1		07/09/21 13:34	71-43-2	
Bromobenzene	ND	ug/L	0.50	0.29	1		07/09/21 13:34	108-86-1	
Bromochloromethane	ND	ug/L	0.50	0.47	1		07/09/21 13:34	74-97-5	
Bromodichloromethane	ND	ug/L	0.50	0.31	1		07/09/21 13:34	75-27-4	
Bromoform	ND	ug/L	0.50	0.34	1		07/09/21 13:34	75-25-2	
Bromomethane	ND	ug/L	5.0	1.7	1		07/09/21 13:34	74-83-9	
n-Butylbenzene	ND	ug/L	0.50	0.49	1		07/09/21 13:34	104-51-8	
sec-Butylbenzene	ND	ug/L	0.50	0.40	1		07/09/21 13:34	135-98-8	
tert-Butylbenzene	ND	ug/L	0.50	0.32	1		07/09/21 13:34	98-06-6	
Carbon tetrachloride	ND	ug/L	0.50	0.33	1		07/09/21 13:34	56-23-5	
Chlorobenzene	ND	ug/L	0.50	0.28	1		07/09/21 13:34	108-90-7	
Chloroethane	ND	ug/L	1.0	0.65	1		07/09/21 13:34	75-00-3	
Chloroform	ND	ug/L	0.50	0.35	1		07/09/21 13:34	67-66-3	
Chloromethane	ND	ug/L	1.0	0.54	1		07/09/21 13:34	74-87-3	
2-Chlorotoluene	ND	ug/L	0.50	0.32	1		07/09/21 13:34	95-49-8	
4-Chlorotoluene	ND	ug/L	0.50	0.32	1		07/09/21 13:34	106-43-4	
1,2-Dibromo-3-chloropropane	ND	ug/L	1.0	0.34	1		07/09/21 13:34	96-12-8	
Dibromochloromethane	ND	ug/L	0.50	0.36	1		07/09/21 13:34	124-48-1	
1,2-Dibromoethane (EDB)	ND	ug/L	0.50	0.27	1		07/09/21 13:34	106-93-4	
Dibromomethane	ND	ug/L	0.50	0.39	1		07/09/21 13:34	74-95-3	
1,2-Dichlorobenzene	ND	ug/L	0.50	0.34	1		07/09/21 13:34	95-50-1	
1,3-Dichlorobenzene	ND	ug/L	0.50	0.34	1		07/09/21 13:34	541-73-1	
1,4-Dichlorobenzene	ND	ug/L	0.50	0.33	1		07/09/21 13:34	106-46-7	
Dichlorodifluoromethane	ND	ug/L	0.50	0.35	1		07/09/21 13:34	75-71-8	
1,1-Dichloroethane	ND	ug/L	0.50	0.37	1		07/09/21 13:34	75-34-3	
1,2-Dichloroethane	ND	ug/L	0.50	0.32	1		07/09/21 13:34	107-06-2	
1,1-Dichloroethene	ND	ug/L	0.50	0.35	1		07/09/21 13:34	75-35-4	
cis-1,2-Dichloroethene	ND	ug/L	0.50	0.38	1		07/09/21 13:34	156-59-2	
trans-1,2-Dichloroethene	ND	ug/L	0.50	0.40	1		07/09/21 13:34	156-60-5	
1,2-Dichloropropane	ND	ug/L	0.50	0.36	1		07/09/21 13:34	78-87-5	
1,3-Dichloropropane	ND	ug/L	0.50	0.28	1		07/09/21 13:34	142-28-9	
2,2-Dichloropropane	ND	ug/L	0.50	0.39	1		07/09/21 13:34	594-20-7	
1,1-Dichloropropene	ND	ug/L	0.50	0.43	1		07/09/21 13:34	563-58-6	
cis-1,3-Dichloropropene	ND	ug/L	0.50	0.36	1		07/09/21 13:34	10061-01-5	
trans-1,3-Dichloropropene	ND	ug/L	0.50	0.36	1		07/09/21 13:34	10061-02-6	

REPORT OF LABORATORY ANALYSIS

This report shall not be reproduced, except in full,
without the written consent of Pace Analytical Services, LLC.

Pace Analytical Services, LLC
9800 Kincey Ave. Suite 100
Huntersville, NC 28078
(704)875-9092

ANALYTICAL RESULTS

Project: CPC Huntersville (7/8/21)
Pace Project No.: 92548519

Sample: EB-1-20210708 **Lab ID: 92548519002** Collected: 07/08/21 16:20 Received: 07/08/21 17:54 Matrix: Water

Parameters	Results	Units	Report Limit	MDL	DF	Prepared	Analyzed	CAS No.	Qual
6200B MSV	Analytical Method: SM 6200B Pace Analytical Services - Charlotte								
Diisopropyl ether	ND	ug/L	0.50	0.31	1		07/09/21 13:34	108-20-3	
Ethylbenzene	ND	ug/L	0.50	0.30	1		07/09/21 13:34	100-41-4	
Hexachloro-1,3-butadiene	ND	ug/L	2.0	1.5	1		07/09/21 13:34	87-68-3	
Isopropylbenzene (Cumene)	ND	ug/L	0.50	0.33	1		07/09/21 13:34	98-82-8	
Methylene Chloride	ND	ug/L	2.0	2.0	1		07/09/21 13:34	75-09-2	
Methyl-tert-butyl ether	ND	ug/L	0.50	0.42	1		07/09/21 13:34	1634-04-4	
Naphthalene	ND	ug/L	2.0	0.64	1		07/09/21 13:34	91-20-3	
n-Propylbenzene	ND	ug/L	0.50	0.34	1		07/09/21 13:34	103-65-1	
Styrene	ND	ug/L	0.50	0.29	1		07/09/21 13:34	100-42-5	
1,1,1,2-Tetrachloroethane	ND	ug/L	0.50	0.31	1		07/09/21 13:34	630-20-6	
1,1,2,2-Tetrachloroethane	ND	ug/L	0.50	0.22	1		07/09/21 13:34	79-34-5	
Tetrachloroethene	ND	ug/L	0.50	0.29	1		07/09/21 13:34	127-18-4	
Toluene	ND	ug/L	0.50	0.48	1		07/09/21 13:34	108-88-3	
1,2,3-Trichlorobenzene	ND	ug/L	2.0	0.81	1		07/09/21 13:34	87-61-6	
1,2,4-Trichlorobenzene	ND	ug/L	2.0	0.64	1		07/09/21 13:34	120-82-1	
1,1,1-Trichloroethane	ND	ug/L	0.50	0.33	1		07/09/21 13:34	71-55-6	
1,1,2-Trichloroethane	ND	ug/L	0.50	0.32	1		07/09/21 13:34	79-00-5	
Trichloroethene	ND	ug/L	0.50	0.38	1		07/09/21 13:34	79-01-6	
Trichlorofluoromethane	ND	ug/L	1.0	0.30	1		07/09/21 13:34	75-69-4	
1,2,3-Trichloropropane	ND	ug/L	0.50	0.26	1		07/09/21 13:34	96-18-4	
1,2,4-Trimethylbenzene	ND	ug/L	0.50	0.50	1		07/09/21 13:34	95-63-6	
1,3,5-Trimethylbenzene	ND	ug/L	0.50	0.33	1		07/09/21 13:34	108-67-8	
Vinyl chloride	ND	ug/L	1.0	0.39	1		07/09/21 13:34	75-01-4	
m&p-Xylene	ND	ug/L	1.0	0.71	1		07/09/21 13:34	179601-23-1	
o-Xylene	ND	ug/L	0.50	0.34	1		07/09/21 13:34	95-47-6	
Surrogates									
1,2-Dichloroethane-d4 (S)	107	%	70-130		1		07/09/21 13:34	17060-07-0	
4-Bromofluorobenzene (S)	96	%	70-130		1		07/09/21 13:34	460-00-4	
Toluene-d8 (S)	101	%	70-130		1		07/09/21 13:34	2037-26-5	

REPORT OF LABORATORY ANALYSIS

This report shall not be reproduced, except in full,
without the written consent of Pace Analytical Services, LLC.

Pace Analytical Services, LLC
9800 Kincey Ave. Suite 100
Huntersville, NC 28078
(704)875-9092

ANALYTICAL RESULTS

Project: CPC Huntersville (7/8/21)
Pace Project No.: 92548519

Sample: FB-2-20210708 **Lab ID: 92548519003** Collected: 07/08/21 15:35 Received: 07/08/21 17:54 Matrix: Water

Parameters	Results	Units	Report Limit	MDL	DF	Prepared	Analyzed	CAS No.	Qual
VPH NC Water	Analytical Method: MADEP VPH Pace Analytical Services - Charlotte								
Total VPH (C5-C12)	ND	ug/L	50.0	50.0	1		07/10/21 04:49		N2
Aliphatic (C05-C08)	ND	ug/L	50.0	50.0	1		07/10/21 04:49		N2
Aliphatic(C09-C12) Adjusted	ND	ug/L	50.0	50.0	1		07/10/21 04:49		N2
Aromatic (C09-C10)	ND	ug/L	50.0	50.0	1		07/10/21 04:49		N2
Surrogates									
4-Bromofluorobenzene (FID) (S)	106	%	70-130		1		07/10/21 04:49	460-00-4	
4-Bromofluorobenzene (PID) (S)	102	%	70-130		1		07/10/21 04:49	460-00-4	
6200B MSV	Analytical Method: SM 6200B Pace Analytical Services - Charlotte								
Benzene	ND	ug/L	0.50	0.34	1		07/09/21 13:52	71-43-2	
Bromobenzene	ND	ug/L	0.50	0.29	1		07/09/21 13:52	108-86-1	
Bromochloromethane	ND	ug/L	0.50	0.47	1		07/09/21 13:52	74-97-5	
Bromodichloromethane	ND	ug/L	0.50	0.31	1		07/09/21 13:52	75-27-4	
Bromoform	ND	ug/L	0.50	0.34	1		07/09/21 13:52	75-25-2	
Bromomethane	ND	ug/L	5.0	1.7	1		07/09/21 13:52	74-83-9	
n-Butylbenzene	ND	ug/L	0.50	0.49	1		07/09/21 13:52	104-51-8	
sec-Butylbenzene	ND	ug/L	0.50	0.40	1		07/09/21 13:52	135-98-8	
tert-Butylbenzene	ND	ug/L	0.50	0.32	1		07/09/21 13:52	98-06-6	
Carbon tetrachloride	ND	ug/L	0.50	0.33	1		07/09/21 13:52	56-23-5	
Chlorobenzene	ND	ug/L	0.50	0.28	1		07/09/21 13:52	108-90-7	
Chloroethane	ND	ug/L	1.0	0.65	1		07/09/21 13:52	75-00-3	
Chloroform	ND	ug/L	0.50	0.35	1		07/09/21 13:52	67-66-3	
Chloromethane	ND	ug/L	1.0	0.54	1		07/09/21 13:52	74-87-3	
2-Chlorotoluene	ND	ug/L	0.50	0.32	1		07/09/21 13:52	95-49-8	
4-Chlorotoluene	ND	ug/L	0.50	0.32	1		07/09/21 13:52	106-43-4	
1,2-Dibromo-3-chloropropane	ND	ug/L	1.0	0.34	1		07/09/21 13:52	96-12-8	
Dibromochloromethane	ND	ug/L	0.50	0.36	1		07/09/21 13:52	124-48-1	
1,2-Dibromoethane (EDB)	ND	ug/L	0.50	0.27	1		07/09/21 13:52	106-93-4	
Dibromomethane	ND	ug/L	0.50	0.39	1		07/09/21 13:52	74-95-3	
1,2-Dichlorobenzene	ND	ug/L	0.50	0.34	1		07/09/21 13:52	95-50-1	
1,3-Dichlorobenzene	ND	ug/L	0.50	0.34	1		07/09/21 13:52	541-73-1	
1,4-Dichlorobenzene	ND	ug/L	0.50	0.33	1		07/09/21 13:52	106-46-7	
Dichlorodifluoromethane	ND	ug/L	0.50	0.35	1		07/09/21 13:52	75-71-8	
1,1-Dichloroethane	ND	ug/L	0.50	0.37	1		07/09/21 13:52	75-34-3	
1,2-Dichloroethane	ND	ug/L	0.50	0.32	1		07/09/21 13:52	107-06-2	
1,1-Dichloroethene	ND	ug/L	0.50	0.35	1		07/09/21 13:52	75-35-4	
cis-1,2-Dichloroethene	ND	ug/L	0.50	0.38	1		07/09/21 13:52	156-59-2	
trans-1,2-Dichloroethene	ND	ug/L	0.50	0.40	1		07/09/21 13:52	156-60-5	
1,2-Dichloropropane	ND	ug/L	0.50	0.36	1		07/09/21 13:52	78-87-5	
1,3-Dichloropropane	ND	ug/L	0.50	0.28	1		07/09/21 13:52	142-28-9	
2,2-Dichloropropane	ND	ug/L	0.50	0.39	1		07/09/21 13:52	594-20-7	
1,1-Dichloropropene	ND	ug/L	0.50	0.43	1		07/09/21 13:52	563-58-6	
cis-1,3-Dichloropropene	ND	ug/L	0.50	0.36	1		07/09/21 13:52	10061-01-5	
trans-1,3-Dichloropropene	ND	ug/L	0.50	0.36	1		07/09/21 13:52	10061-02-6	

REPORT OF LABORATORY ANALYSIS

This report shall not be reproduced, except in full,
without the written consent of Pace Analytical Services, LLC.

Pace Analytical Services, LLC
9800 Kincey Ave. Suite 100
Huntersville, NC 28078
(704)875-9092

ANALYTICAL RESULTS

Project: CPC Huntersville (7/8/21)
Pace Project No.: 92548519

Sample: FB-2-20210708 **Lab ID: 92548519003** Collected: 07/08/21 15:35 Received: 07/08/21 17:54 Matrix: Water

Parameters	Results	Units	Report Limit	MDL	DF	Prepared	Analyzed	CAS No.	Qual
6200B MSV	Analytical Method: SM 6200B Pace Analytical Services - Charlotte								
Diisopropyl ether	ND	ug/L	0.50	0.31	1		07/09/21 13:52	108-20-3	
Ethylbenzene	ND	ug/L	0.50	0.30	1		07/09/21 13:52	100-41-4	
Hexachloro-1,3-butadiene	ND	ug/L	2.0	1.5	1		07/09/21 13:52	87-68-3	
Isopropylbenzene (Cumene)	ND	ug/L	0.50	0.33	1		07/09/21 13:52	98-82-8	
Methylene Chloride	ND	ug/L	2.0	2.0	1		07/09/21 13:52	75-09-2	
Methyl-tert-butyl ether	ND	ug/L	0.50	0.42	1		07/09/21 13:52	1634-04-4	
Naphthalene	ND	ug/L	2.0	0.64	1		07/09/21 13:52	91-20-3	
n-Propylbenzene	ND	ug/L	0.50	0.34	1		07/09/21 13:52	103-65-1	
Styrene	ND	ug/L	0.50	0.29	1		07/09/21 13:52	100-42-5	
1,1,1,2-Tetrachloroethane	ND	ug/L	0.50	0.31	1		07/09/21 13:52	630-20-6	
1,1,2,2-Tetrachloroethane	ND	ug/L	0.50	0.22	1		07/09/21 13:52	79-34-5	
Tetrachloroethene	ND	ug/L	0.50	0.29	1		07/09/21 13:52	127-18-4	
Toluene	ND	ug/L	0.50	0.48	1		07/09/21 13:52	108-88-3	
1,2,3-Trichlorobenzene	ND	ug/L	2.0	0.81	1		07/09/21 13:52	87-61-6	
1,2,4-Trichlorobenzene	ND	ug/L	2.0	0.64	1		07/09/21 13:52	120-82-1	
1,1,1-Trichloroethane	ND	ug/L	0.50	0.33	1		07/09/21 13:52	71-55-6	
1,1,2-Trichloroethane	ND	ug/L	0.50	0.32	1		07/09/21 13:52	79-00-5	
Trichloroethene	ND	ug/L	0.50	0.38	1		07/09/21 13:52	79-01-6	
Trichlorofluoromethane	ND	ug/L	1.0	0.30	1		07/09/21 13:52	75-69-4	
1,2,3-Trichloropropane	ND	ug/L	0.50	0.26	1		07/09/21 13:52	96-18-4	
1,2,4-Trimethylbenzene	ND	ug/L	0.50	0.50	1		07/09/21 13:52	95-63-6	
1,3,5-Trimethylbenzene	ND	ug/L	0.50	0.33	1		07/09/21 13:52	108-67-8	
Vinyl chloride	ND	ug/L	1.0	0.39	1		07/09/21 13:52	75-01-4	
m&p-Xylene	ND	ug/L	1.0	0.71	1		07/09/21 13:52	179601-23-1	
o-Xylene	ND	ug/L	0.50	0.34	1		07/09/21 13:52	95-47-6	
Surrogates									
1,2-Dichloroethane-d4 (S)	108	%	70-130		1		07/09/21 13:52	17060-07-0	
4-Bromofluorobenzene (S)	97	%	70-130		1		07/09/21 13:52	460-00-4	
Toluene-d8 (S)	100	%	70-130		1		07/09/21 13:52	2037-26-5	

REPORT OF LABORATORY ANALYSIS

This report shall not be reproduced, except in full,
without the written consent of Pace Analytical Services, LLC.

Pace Analytical Services, LLC
9800 Kincey Ave. Suite 100
Huntersville, NC 28078
(704)875-9092

ANALYTICAL RESULTS

Project: CPC Huntersville (7/8/21)
Pace Project No.: 92548519

Sample: Trip Blank **Lab ID: 92548519004** Collected: 07/08/21 00:00 Received: 07/08/21 17:54 Matrix: Water

Parameters	Results	Units	Report Limit	MDL	DF	Prepared	Analyzed	CAS No.	Qual
6200B MSV	Analytical Method: SM 6200B Pace Analytical Services - Charlotte								
Benzene	ND	ug/L	0.50	0.34	1		07/09/21 14:11	71-43-2	
Bromobenzene	ND	ug/L	0.50	0.29	1		07/09/21 14:11	108-86-1	
Bromochloromethane	ND	ug/L	0.50	0.47	1		07/09/21 14:11	74-97-5	
Bromodichloromethane	ND	ug/L	0.50	0.31	1		07/09/21 14:11	75-27-4	
Bromoform	ND	ug/L	0.50	0.34	1		07/09/21 14:11	75-25-2	
Bromomethane	ND	ug/L	5.0	1.7	1		07/09/21 14:11	74-83-9	
n-Butylbenzene	ND	ug/L	0.50	0.49	1		07/09/21 14:11	104-51-8	
sec-Butylbenzene	ND	ug/L	0.50	0.40	1		07/09/21 14:11	135-98-8	
tert-Butylbenzene	ND	ug/L	0.50	0.32	1		07/09/21 14:11	98-06-6	
Carbon tetrachloride	ND	ug/L	0.50	0.33	1		07/09/21 14:11	56-23-5	
Chlorobenzene	ND	ug/L	0.50	0.28	1		07/09/21 14:11	108-90-7	
Chloroethane	ND	ug/L	1.0	0.65	1		07/09/21 14:11	75-00-3	
Chloroform	ND	ug/L	0.50	0.35	1		07/09/21 14:11	67-66-3	
Chloromethane	ND	ug/L	1.0	0.54	1		07/09/21 14:11	74-87-3	
2-Chlorotoluene	ND	ug/L	0.50	0.32	1		07/09/21 14:11	95-49-8	
4-Chlorotoluene	ND	ug/L	0.50	0.32	1		07/09/21 14:11	106-43-4	
1,2-Dibromo-3-chloropropane	ND	ug/L	1.0	0.34	1		07/09/21 14:11	96-12-8	
Dibromochloromethane	ND	ug/L	0.50	0.36	1		07/09/21 14:11	124-48-1	
1,2-Dibromoethane (EDB)	ND	ug/L	0.50	0.27	1		07/09/21 14:11	106-93-4	
Dibromomethane	ND	ug/L	0.50	0.39	1		07/09/21 14:11	74-95-3	
1,2-Dichlorobenzene	ND	ug/L	0.50	0.34	1		07/09/21 14:11	95-50-1	
1,3-Dichlorobenzene	ND	ug/L	0.50	0.34	1		07/09/21 14:11	541-73-1	
1,4-Dichlorobenzene	ND	ug/L	0.50	0.33	1		07/09/21 14:11	106-46-7	
Dichlorodifluoromethane	ND	ug/L	0.50	0.35	1		07/09/21 14:11	75-71-8	
1,1-Dichloroethane	ND	ug/L	0.50	0.37	1		07/09/21 14:11	75-34-3	
1,2-Dichloroethane	ND	ug/L	0.50	0.32	1		07/09/21 14:11	107-06-2	
1,1-Dichloroethene	ND	ug/L	0.50	0.35	1		07/09/21 14:11	75-35-4	
cis-1,2-Dichloroethene	ND	ug/L	0.50	0.38	1		07/09/21 14:11	156-59-2	
trans-1,2-Dichloroethene	ND	ug/L	0.50	0.40	1		07/09/21 14:11	156-60-5	
1,2-Dichloropropane	ND	ug/L	0.50	0.36	1		07/09/21 14:11	78-87-5	
1,3-Dichloropropane	ND	ug/L	0.50	0.28	1		07/09/21 14:11	142-28-9	
2,2-Dichloropropane	ND	ug/L	0.50	0.39	1		07/09/21 14:11	594-20-7	
1,1-Dichloropropene	ND	ug/L	0.50	0.43	1		07/09/21 14:11	563-58-6	
cis-1,3-Dichloropropene	ND	ug/L	0.50	0.36	1		07/09/21 14:11	10061-01-5	
trans-1,3-Dichloropropene	ND	ug/L	0.50	0.36	1		07/09/21 14:11	10061-02-6	
Diisopropyl ether	ND	ug/L	0.50	0.31	1		07/09/21 14:11	108-20-3	
Ethylbenzene	ND	ug/L	0.50	0.30	1		07/09/21 14:11	100-41-4	
Hexachloro-1,3-butadiene	ND	ug/L	2.0	1.5	1		07/09/21 14:11	87-68-3	
Isopropylbenzene (Cumene)	ND	ug/L	0.50	0.33	1		07/09/21 14:11	98-82-8	
Methylene Chloride	ND	ug/L	2.0	2.0	1		07/09/21 14:11	75-09-2	
Methyl-tert-butyl ether	ND	ug/L	0.50	0.42	1		07/09/21 14:11	1634-04-4	
Naphthalene	ND	ug/L	2.0	0.64	1		07/09/21 14:11	91-20-3	
n-Propylbenzene	ND	ug/L	0.50	0.34	1		07/09/21 14:11	103-65-1	
Styrene	ND	ug/L	0.50	0.29	1		07/09/21 14:11	100-42-5	
1,1,1,2-Tetrachloroethane	ND	ug/L	0.50	0.31	1		07/09/21 14:11	630-20-6	

REPORT OF LABORATORY ANALYSIS

This report shall not be reproduced, except in full,
without the written consent of Pace Analytical Services, LLC.

Pace Analytical Services, LLC
9800 Kincey Ave. Suite 100
Huntersville, NC 28078
(704)875-9092

ANALYTICAL RESULTS

Project: CPC Huntersville (7/8/21)
Pace Project No.: 92548519

Sample: Trip Blank **Lab ID: 92548519004** Collected: 07/08/21 00:00 Received: 07/08/21 17:54 Matrix: Water

Parameters	Results	Units	Report Limit	MDL	DF	Prepared	Analyzed	CAS No.	Qual
6200B MSV	Analytical Method: SM 6200B Pace Analytical Services - Charlotte								
1,1,2,2-Tetrachloroethane	ND	ug/L	0.50	0.22	1		07/09/21 14:11	79-34-5	
Tetrachloroethene	ND	ug/L	0.50	0.29	1		07/09/21 14:11	127-18-4	
Toluene	ND	ug/L	0.50	0.48	1		07/09/21 14:11	108-88-3	
1,2,3-Trichlorobenzene	ND	ug/L	2.0	0.81	1		07/09/21 14:11	87-61-6	
1,2,4-Trichlorobenzene	ND	ug/L	2.0	0.64	1		07/09/21 14:11	120-82-1	
1,1,1-Trichloroethane	ND	ug/L	0.50	0.33	1		07/09/21 14:11	71-55-6	
1,1,2-Trichloroethane	ND	ug/L	0.50	0.32	1		07/09/21 14:11	79-00-5	
Trichloroethene	ND	ug/L	0.50	0.38	1		07/09/21 14:11	79-01-6	
Trichlorofluoromethane	ND	ug/L	1.0	0.30	1		07/09/21 14:11	75-69-4	
1,2,3-Trichloropropane	ND	ug/L	0.50	0.26	1		07/09/21 14:11	96-18-4	
1,2,4-Trimethylbenzene	ND	ug/L	0.50	0.50	1		07/09/21 14:11	95-63-6	
1,3,5-Trimethylbenzene	ND	ug/L	0.50	0.33	1		07/09/21 14:11	108-67-8	
Vinyl chloride	ND	ug/L	1.0	0.39	1		07/09/21 14:11	75-01-4	
m&p-Xylene	ND	ug/L	1.0	0.71	1		07/09/21 14:11	179601-23-1	
o-Xylene	ND	ug/L	0.50	0.34	1		07/09/21 14:11	95-47-6	
Surrogates									
1,2-Dichloroethane-d4 (S)	106	%	70-130		1		07/09/21 14:11	17060-07-0	
4-Bromofluorobenzene (S)	97	%	70-130		1		07/09/21 14:11	460-00-4	
Toluene-d8 (S)	100	%	70-130		1		07/09/21 14:11	2037-26-5	

REPORT OF LABORATORY ANALYSIS

This report shall not be reproduced, except in full,
without the written consent of Pace Analytical Services, LLC.

Pace Analytical Services, LLC
9800 Kincey Ave. Suite 100
Huntersville, NC 28078
(704)875-9092

QUALITY CONTROL DATA

Project: CPC Huntersville (7/8/21)
Pace Project No.: 92548519

QC Batch: 632558 | Analysis Method: MADEP VPH
QC Batch Method: MADEP VPH | Analysis Description: VPH NC Water
Laboratory: Pace Analytical Services - Charlotte
Associated Lab Samples: 92548519001, 92548519002, 92548519003

METHOD BLANK: 3323022 Matrix: Water
Associated Lab Samples: 92548519001, 92548519002, 92548519003

Parameter	Units	Blank Result	Reporting Limit	MDL	Analyzed	Qualifiers
Aliphatic (C05-C08)	ug/L	ND	50.0	50.0	07/09/21 18:49	N2
Aromatic (C09-C10)	ug/L	ND	50.0	50.0	07/09/21 18:49	N2
4-Bromofluorobenzene (FID) (S)	%	105	70-130		07/09/21 18:49	
4-Bromofluorobenzene (PID) (S)	%	99	70-130		07/09/21 18:49	

LABORATORY CONTROL SAMPLE & LCSD: 3323023 3323024

Parameter	Units	Spike Conc.	LCS Result	LCSD Result	LCS % Rec	LCSD % Rec	% Rec Limits	RPD	Max RPD	Qualifiers
Aliphatic (C05-C08)	ug/L	300	329	332	110	111	70-130	1	25	N2
Aromatic (C09-C10)	ug/L	100	103	109	103	109	70-130	6	25	N2
4-Bromofluorobenzene (FID) (S)	%				108	110	70-130			
4-Bromofluorobenzene (PID) (S)	%				100	102	70-130			

Results presented on this page are in the units indicated by the "Units" column except where an alternate unit is presented to the right of the result.

REPORT OF LABORATORY ANALYSIS

This report shall not be reproduced, except in full,
without the written consent of Pace Analytical Services, LLC.

Pace Analytical Services, LLC
9800 Kincey Ave. Suite 100
Huntersville, NC 28078
(704)875-9092

QUALITY CONTROL DATA

Project: CPC Huntersville (7/8/21)
Pace Project No.: 92548519

QC Batch: 632398
QC Batch Method: EPA 3010A
Analysis Method: EPA 6010D
Analysis Description: 6010 MET
Laboratory: Pace Analytical Services - Asheville
Associated Lab Samples: 92548519001

METHOD BLANK: 3321943 Matrix: Water
Associated Lab Samples: 92548519001

Parameter	Units	Blank Result	Reporting Limit	MDL	Analyzed	Qualifiers
Lead	ug/L	ND	5.0	4.5	07/12/21 16:35	

LABORATORY CONTROL SAMPLE: 3321944

Parameter	Units	Spike Conc.	LCS Result	LCS % Rec	% Rec Limits	Qualifiers
Lead	ug/L	500	462	92	80-120	

MATRIX SPIKE & MATRIX SPIKE DUPLICATE: 3321945 3321946

Parameter	Units	92548518001 Result	MS Spike Conc.	MSD Spike Conc.	MS Result	MSD Result	MS % Rec	MSD % Rec	% Rec Limits	RPD	Max RPD	Qual
Lead	ug/L	ND	500	500	474	481	94	96	75-125	1	20	

Results presented on this page are in the units indicated by the "Units" column except where an alternate unit is presented to the right of the result.

REPORT OF LABORATORY ANALYSIS

This report shall not be reproduced, except in full,
without the written consent of Pace Analytical Services, LLC.

Pace Analytical Services, LLC
9800 Kincey Ave. Suite 100
Huntersville, NC 28078
(704)875-9092

QUALITY CONTROL DATA

Project: CPC Huntersville (7/8/21)
Pace Project No.: 92548519

QC Batch: 632394
QC Batch Method: SM 6200B
Analysis Method: SM 6200B
Analysis Description: 6200B MSV
Laboratory: Pace Analytical Services - Charlotte
Associated Lab Samples: 92548519001, 92548519002, 92548519003, 92548519004

METHOD BLANK: 3321910 Matrix: Water
Associated Lab Samples: 92548519001, 92548519002, 92548519003, 92548519004

Parameter	Units	Blank Result	Reporting Limit	MDL	Analyzed	Qualifiers
1,1,1,2-Tetrachloroethane	ug/L	ND	0.50	0.31	07/09/21 12:40	
1,1,1-Trichloroethane	ug/L	ND	0.50	0.33	07/09/21 12:40	
1,1,2,2-Tetrachloroethane	ug/L	ND	0.50	0.22	07/09/21 12:40	
1,1,2-Trichloroethane	ug/L	ND	0.50	0.32	07/09/21 12:40	
1,1-Dichloroethane	ug/L	ND	0.50	0.37	07/09/21 12:40	
1,1-Dichloroethene	ug/L	ND	0.50	0.35	07/09/21 12:40	
1,1-Dichloropropene	ug/L	ND	0.50	0.43	07/09/21 12:40	
1,2,3-Trichlorobenzene	ug/L	ND	2.0	0.81	07/09/21 12:40	
1,2,3-Trichloropropane	ug/L	ND	0.50	0.26	07/09/21 12:40	
1,2,4-Trichlorobenzene	ug/L	ND	2.0	0.64	07/09/21 12:40	
1,2,4-Trimethylbenzene	ug/L	ND	0.50	0.50	07/09/21 12:40	
1,2-Dibromo-3-chloropropane	ug/L	ND	1.0	0.34	07/09/21 12:40	
1,2-Dibromoethane (EDB)	ug/L	ND	0.50	0.27	07/09/21 12:40	
1,2-Dichlorobenzene	ug/L	ND	0.50	0.34	07/09/21 12:40	
1,2-Dichloroethane	ug/L	ND	0.50	0.32	07/09/21 12:40	
1,2-Dichloropropane	ug/L	ND	0.50	0.36	07/09/21 12:40	
1,3,5-Trimethylbenzene	ug/L	ND	0.50	0.33	07/09/21 12:40	
1,3-Dichlorobenzene	ug/L	ND	0.50	0.34	07/09/21 12:40	
1,3-Dichloropropane	ug/L	ND	0.50	0.28	07/09/21 12:40	
1,4-Dichlorobenzene	ug/L	ND	0.50	0.33	07/09/21 12:40	
2,2-Dichloropropane	ug/L	ND	0.50	0.39	07/09/21 12:40	
2-Chlorotoluene	ug/L	ND	0.50	0.32	07/09/21 12:40	
4-Chlorotoluene	ug/L	ND	0.50	0.32	07/09/21 12:40	
Benzene	ug/L	ND	0.50	0.34	07/09/21 12:40	
Bromobenzene	ug/L	ND	0.50	0.29	07/09/21 12:40	
Bromochloromethane	ug/L	ND	0.50	0.47	07/09/21 12:40	
Bromodichloromethane	ug/L	ND	0.50	0.31	07/09/21 12:40	
Bromoform	ug/L	ND	0.50	0.34	07/09/21 12:40	
Bromomethane	ug/L	ND	5.0	1.7	07/09/21 12:40	
Carbon tetrachloride	ug/L	ND	0.50	0.33	07/09/21 12:40	
Chlorobenzene	ug/L	ND	0.50	0.28	07/09/21 12:40	
Chloroethane	ug/L	ND	1.0	0.65	07/09/21 12:40	
Chloroform	ug/L	ND	0.50	0.35	07/09/21 12:40	
Chloromethane	ug/L	ND	1.0	0.54	07/09/21 12:40	
cis-1,2-Dichloroethene	ug/L	ND	0.50	0.38	07/09/21 12:40	
cis-1,3-Dichloropropene	ug/L	ND	0.50	0.36	07/09/21 12:40	
Dibromochloromethane	ug/L	ND	0.50	0.36	07/09/21 12:40	
Dibromomethane	ug/L	ND	0.50	0.39	07/09/21 12:40	
Dichlorodifluoromethane	ug/L	ND	0.50	0.35	07/09/21 12:40	
Diisopropyl ether	ug/L	ND	0.50	0.31	07/09/21 12:40	

Results presented on this page are in the units indicated by the "Units" column except where an alternate unit is presented to the right of the result.

REPORT OF LABORATORY ANALYSIS

This report shall not be reproduced, except in full,
without the written consent of Pace Analytical Services, LLC.

Pace Analytical Services, LLC
9800 Kincey Ave. Suite 100
Huntersville, NC 28078
(704)875-9092

QUALITY CONTROL DATA

Project: CPC Huntersville (7/8/21)
Pace Project No.: 92548519

METHOD BLANK: 3321910 Matrix: Water
Associated Lab Samples: 92548519001, 92548519002, 92548519003, 92548519004

Parameter	Units	Blank Result	Reporting Limit	MDL	Analyzed	Qualifiers
Ethylbenzene	ug/L	ND	0.50	0.30	07/09/21 12:40	
Hexachloro-1,3-butadiene	ug/L	ND	2.0	1.5	07/09/21 12:40	
Isopropylbenzene (Cumene)	ug/L	ND	0.50	0.33	07/09/21 12:40	
m&p-Xylene	ug/L	ND	1.0	0.71	07/09/21 12:40	
Methyl-tert-butyl ether	ug/L	ND	0.50	0.42	07/09/21 12:40	
Methylene Chloride	ug/L	ND	2.0	2.0	07/09/21 12:40	
n-Butylbenzene	ug/L	ND	0.50	0.49	07/09/21 12:40	
n-Propylbenzene	ug/L	ND	0.50	0.34	07/09/21 12:40	
Naphthalene	ug/L	ND	2.0	0.64	07/09/21 12:40	
o-Xylene	ug/L	ND	0.50	0.34	07/09/21 12:40	
sec-Butylbenzene	ug/L	ND	0.50	0.40	07/09/21 12:40	
Styrene	ug/L	ND	0.50	0.29	07/09/21 12:40	
tert-Butylbenzene	ug/L	ND	0.50	0.32	07/09/21 12:40	
Tetrachloroethene	ug/L	ND	0.50	0.29	07/09/21 12:40	
Toluene	ug/L	ND	0.50	0.48	07/09/21 12:40	
trans-1,2-Dichloroethene	ug/L	ND	0.50	0.40	07/09/21 12:40	
trans-1,3-Dichloropropene	ug/L	ND	0.50	0.36	07/09/21 12:40	
Trichloroethene	ug/L	ND	0.50	0.38	07/09/21 12:40	
Trichlorofluoromethane	ug/L	ND	1.0	0.30	07/09/21 12:40	
Vinyl chloride	ug/L	ND	1.0	0.39	07/09/21 12:40	
1,2-Dichloroethane-d4 (S)	%	106	70-130		07/09/21 12:40	
4-Bromofluorobenzene (S)	%	96	70-130		07/09/21 12:40	
Toluene-d8 (S)	%	101	70-130		07/09/21 12:40	

LABORATORY CONTROL SAMPLE: 3321911

Parameter	Units	Spike Conc.	LCS Result	LCS % Rec	% Rec Limits	Qualifiers
1,1,1,2-Tetrachloroethane	ug/L	50	50.5	101	60-140	
1,1,1-Trichloroethane	ug/L	50	49.5	99	60-140	
1,1,2,2-Tetrachloroethane	ug/L	50	50.8	102	60-140	
1,1,2-Trichloroethane	ug/L	50	51.1	102	60-140	
1,1-Dichloroethane	ug/L	50	47.6	95	60-140	
1,1-Dichloroethene	ug/L	50	48.0	96	60-140	
1,1-Dichloropropene	ug/L	50	48.2	96	60-140	
1,2,3-Trichlorobenzene	ug/L	50	52.0	104	60-140	
1,2,3-Trichloropropane	ug/L	50	50.1	100	60-140	
1,2,4-Trichlorobenzene	ug/L	50	51.7	103	60-140	
1,2,4-Trimethylbenzene	ug/L	50	45.6	91	60-140	
1,2-Dibromo-3-chloropropane	ug/L	50	58.0	116	60-140	
1,2-Dibromoethane (EDB)	ug/L	50	51.3	103	60-140	
1,2-Dichlorobenzene	ug/L	50	48.1	96	60-140	
1,2-Dichloroethane	ug/L	50	45.6	91	60-140	
1,2-Dichloropropane	ug/L	50	50.0	100	60-140	
1,3,5-Trimethylbenzene	ug/L	50	46.5	93	60-140	

Results presented on this page are in the units indicated by the "Units" column except where an alternate unit is presented to the right of the result.

REPORT OF LABORATORY ANALYSIS

This report shall not be reproduced, except in full,
without the written consent of Pace Analytical Services, LLC.

Pace Analytical Services, LLC
9800 Kincey Ave. Suite 100
Huntersville, NC 28078
(704)875-9092

QUALITY CONTROL DATA

Project: CPC Huntersville (7/8/21)
Pace Project No.: 92548519

LABORATORY CONTROL SAMPLE: 3321911

Parameter	Units	Spike Conc.	LCS Result	LCS % Rec	% Rec Limits	Qualifiers
1,3-Dichlorobenzene	ug/L	50	47.4	95	60-140	
1,3-Dichloropropane	ug/L	50	48.9	98	60-140	
1,4-Dichlorobenzene	ug/L	50	48.4	97	60-140	
2,2-Dichloropropane	ug/L	50	51.9	104	60-140	
2-Chlorotoluene	ug/L	50	47.0	94	60-140	
4-Chlorotoluene	ug/L	50	46.0	92	60-140	
Benzene	ug/L	50	47.9	96	60-140	
Bromobenzene	ug/L	50	47.8	96	60-140	
Bromochloromethane	ug/L	50	50.2	100	60-140	
Bromodichloromethane	ug/L	50	51.7	103	60-140	
Bromoform	ug/L	50	54.9	110	60-140	
Bromomethane	ug/L	50	44.6	89	60-140	
Carbon tetrachloride	ug/L	50	49.2	98	60-140	
Chlorobenzene	ug/L	50	48.0	96	60-140	
Chloroethane	ug/L	50	46.5	93	60-140	
Chloroform	ug/L	50	47.5	95	60-140	
Chloromethane	ug/L	50	45.1	90	60-140	
cis-1,2-Dichloroethene	ug/L	50	47.6	95	60-140	
cis-1,3-Dichloropropene	ug/L	50	51.5	103	60-140	
Dibromochloromethane	ug/L	50	52.7	105	60-140	
Dibromomethane	ug/L	50	51.4	103	60-140	
Dichlorodifluoromethane	ug/L	50	48.4	97	60-140	
Diisopropyl ether	ug/L	50	46.8	94	60-140	
Ethylbenzene	ug/L	50	47.4	95	60-140	
Hexachloro-1,3-butadiene	ug/L	50	49.9	100	60-140	
Isopropylbenzene (Cumene)	ug/L	50	48.9	98	60-140	
m&p-Xylene	ug/L	100	94.1	94	60-140	
Methyl-tert-butyl ether	ug/L	50	50.3	101	60-140	
Methylene Chloride	ug/L	50	48.5	97	60-140	
n-Butylbenzene	ug/L	50	46.8	94	60-140	
n-Propylbenzene	ug/L	50	46.1	92	60-140	
Naphthalene	ug/L	50	51.1	102	60-140	
o-Xylene	ug/L	50	47.4	95	60-140	
sec-Butylbenzene	ug/L	50	45.6	91	60-140	
Styrene	ug/L	50	49.8	100	60-140	
tert-Butylbenzene	ug/L	50	39.3	79	60-140	
Tetrachloroethene	ug/L	50	47.4	95	60-140	
Toluene	ug/L	50	46.4	93	60-140	
trans-1,2-Dichloroethene	ug/L	50	48.4	97	60-140	
trans-1,3-Dichloropropene	ug/L	50	53.0	106	60-140	
Trichloroethene	ug/L	50	49.0	98	60-140	
Trichlorofluoromethane	ug/L	50	43.6	87	60-140	
Vinyl chloride	ug/L	50	49.4	99	60-140	
1,2-Dichloroethane-d4 (S)	%			99	70-130	
4-Bromofluorobenzene (S)	%			102	70-130	
Toluene-d8 (S)	%			102	70-130	

Results presented on this page are in the units indicated by the "Units" column except where an alternate unit is presented to the right of the result.

REPORT OF LABORATORY ANALYSIS

This report shall not be reproduced, except in full,
without the written consent of Pace Analytical Services, LLC.

Pace Analytical Services, LLC
9800 Kincey Ave. Suite 100
Huntersville, NC 28078
(704)875-9092

QUALITY CONTROL DATA

Project: CPC Huntersville (7/8/21)
Pace Project No.: 92548519

MATRIX SPIKE & MATRIX SPIKE DUPLICATE: 3321948 3321949

Parameter	Units	92548168004 Result	MS Spike Conc.	MSD Spike Conc.	MS Result	MSD Result	MS % Rec	MSD % Rec	% Rec Limits	RPD	Max RPD	Qual
1,1,1,2-Tetrachloroethane	ug/L	ND	250	250	265	268	106	107	60-140	1	30	
1,1,1-Trichloroethane	ug/L	ND	250	250	267	269	107	107	60-140	1	30	
1,1,2,2-Tetrachloroethane	ug/L	ND	250	250	278	275	111	110	60-140	1	30	
1,1,2-Trichloroethane	ug/L	ND	250	250	276	267	110	107	60-140	3	30	
1,1-Dichloroethane	ug/L	ND	250	250	265	264	106	106	60-140	0	30	
1,1-Dichloroethene	ug/L	ND	250	250	258	257	103	103	60-140	1	30	
1,1-Dichloropropene	ug/L	ND	250	250	269	266	108	106	60-140	1	30	
1,2,3-Trichlorobenzene	ug/L	ND	250	250	239	273	96	109	60-140	13	30	
1,2,3-Trichloropropane	ug/L	ND	250	250	282	264	113	106	60-140	7	30	
1,2,4-Trichlorobenzene	ug/L	ND	250	250	236	267	94	107	60-140	13	30	
1,2,4-Trimethylbenzene	ug/L	106	250	250	336	355	92	100	60-140	6	30	
1,2-Dibromo-3-chloropropane	ug/L	ND	250	250	280	315	112	126	60-140	12	30	
1,2-Dibromoethane (EDB)	ug/L	ND	250	250	268	272	107	109	60-140	2	30	
1,2-Dichlorobenzene	ug/L	ND	250	250	238	254	95	102	60-140	6	30	
1,2-Dichloroethane	ug/L	ND	250	250	247	242	99	97	60-140	2	30	
1,2-Dichloropropane	ug/L	ND	250	250	267	264	107	106	60-140	1	30	
1,3,5-Trimethylbenzene	ug/L	27.6	250	250	272	285	98	103	60-140	5	30	
1,3-Dichlorobenzene	ug/L	ND	250	250	234	250	94	100	60-140	7	30	
1,3-Dichloropropane	ug/L	ND	250	250	267	265	107	106	60-140	0	30	
1,4-Dichlorobenzene	ug/L	ND	250	250	239	258	96	103	60-140	8	30	
2,2-Dichloropropane	ug/L	ND	250	250	240	238	96	95	60-140	1	30	
2-Chlorotoluene	ug/L	ND	250	250	252	260	101	104	60-140	3	30	
4-Chlorotoluene	ug/L	ND	250	250	232	247	93	99	60-140	6	30	
Benzene	ug/L	1630	250	250	1840	1810	84	72	60-140	2	30	
Bromobenzene	ug/L	ND	250	250	252	269	101	108	60-140	7	30	
Bromochloromethane	ug/L	ND	250	250	278	276	111	111	60-140	0	30	
Bromodichloromethane	ug/L	ND	250	250	273	270	109	108	60-140	1	30	
Bromoform	ug/L	ND	250	250	269	277	107	111	60-140	3	30	
Bromomethane	ug/L	ND	250	250	196	232	78	93	60-140	17	30	
Carbon tetrachloride	ug/L	ND	250	250	268	263	107	105	60-140	2	30	
Chlorobenzene	ug/L	ND	250	250	260	260	104	104	60-140	0	30	
Chloroethane	ug/L	ND	250	250	263	256	105	102	60-140	3	30	
Chloroform	ug/L	ND	250	250	267	265	107	106	60-140	1	30	
Chloromethane	ug/L	ND	250	250	228	220	91	88	60-140	4	30	
cis-1,2-Dichloroethene	ug/L	ND	250	250	262	259	105	104	60-140	1	30	
cis-1,3-Dichloropropene	ug/L	ND	250	250	258	257	103	103	60-140	0	30	
Dibromochloromethane	ug/L	ND	250	250	261	273	105	109	60-140	5	30	
Dibromomethane	ug/L	ND	250	250	276	273	110	109	60-140	1	30	
Dichlorodifluoromethane	ug/L	ND	250	250	188	186	75	74	60-140	1	30	
Diisopropyl ether	ug/L	271	250	250	516	508	98	95	60-140	2	30	
Ethylbenzene	ug/L	209	250	250	462	461	101	101	60-140	0	30	
Hexachloro-1,3-butadiene	ug/L	ND	250	250	229	255	92	102	60-140	11	30	
Isopropylbenzene (Cumene)	ug/L	5.7J	250	250	268	269	105	105	60-140	1	30	
m&p-Xylene	ug/L	829	500	500	1310	1310	96	97	60-140	0	30	

Results presented on this page are in the units indicated by the "Units" column except where an alternate unit is presented to the right of the result.

REPORT OF LABORATORY ANALYSIS

This report shall not be reproduced, except in full,
without the written consent of Pace Analytical Services, LLC.

Pace Analytical Services, LLC
9800 Kincey Ave. Suite 100
Huntersville, NC 28078
(704)875-9092

QUALITY CONTROL DATA

Project: CPC Huntersville (7/8/21)
Pace Project No.: 92548519

MATRIX SPIKE & MATRIX SPIKE DUPLICATE: 3321948 3321949

Parameter	Units	92548168004 Result	MS Spike Conc.	MSD Spike Conc.	MS Result	MSD Result	MS % Rec	MSD % Rec	% Rec Limits	RPD	Max RPD	Qual
Methyl-tert-butyl ether	ug/L	113	250	250	387	383	109	108	60-140	1	30	
Methylene Chloride	ug/L	ND	250	250	274	274	109	109	60-140	0	30	
n-Butylbenzene	ug/L	ND	250	250	231	244	92	98	60-140	6	30	
n-Propylbenzene	ug/L	12.8	250	250	249	263	94	100	60-140	6	30	
Naphthalene	ug/L	25.1	250	250	267	300	97	110	60-140	12	30	
o-Xylene	ug/L	427	250	250	669	678	97	100	60-140	1	30	
sec-Butylbenzene	ug/L	ND	250	250	236	249	94	100	60-140	6	30	
Styrene	ug/L	ND	250	250	264	266	105	106	60-140	1	30	
tert-Butylbenzene	ug/L	ND	250	250	209	224	84	90	60-140	7	30	
Tetrachloroethene	ug/L	ND	250	250	256	254	103	102	60-140	1	30	
Toluene	ug/L	795	250	250	1020	992	89	79	60-140	3	30	
trans-1,2-Dichloroethene	ug/L	ND	250	250	264	265	105	106	60-140	1	30	
trans-1,3-Dichloropropene	ug/L	ND	250	250	260	259	104	104	60-140	0	30	
Trichloroethene	ug/L	ND	250	250	266	266	106	107	60-140	0	30	
Trichlorofluoromethane	ug/L	ND	250	250	244	243	98	97	60-140	0	30	
Vinyl chloride	ug/L	ND	250	250	238	234	95	94	60-140	2	30	
1,2-Dichloroethane-d4 (S)	%						104	102	70-130			
4-Bromofluorobenzene (S)	%						101	98	70-130			
Toluene-d8 (S)	%						100	99	70-130			

Results presented on this page are in the units indicated by the "Units" column except where an alternate unit is presented to the right of the result.

REPORT OF LABORATORY ANALYSIS

This report shall not be reproduced, except in full,
without the written consent of Pace Analytical Services, LLC.

Pace Analytical Services, LLC
9800 Kincey Ave. Suite 100
Huntersville, NC 28078
(704)875-9092

QUALIFIERS

Project: CPC Huntersville (7/8/21)
Pace Project No.: 92548519

DEFINITIONS

DF - Dilution Factor, if reported, represents the factor applied to the reported data due to dilution of the sample aliquot.

ND - Not Detected at or above adjusted reporting limit.

TNTC - Too Numerous To Count

J - Estimated concentration above the adjusted method detection limit and below the adjusted reporting limit.

MDL - Adjusted Method Detection Limit.

PQL - Practical Quantitation Limit.

RL - Reporting Limit - The lowest concentration value that meets project requirements for quantitative data with known precision and bias for a specific analyte in a specific matrix.

S - Surrogate

1,2-Diphenylhydrazine decomposes to and cannot be separated from Azobenzene using Method 8270. The result for each analyte is a combined concentration.

Consistent with EPA guidelines, unrounded data are displayed and have been used to calculate % recovery and RPD values.

LCS(D) - Laboratory Control Sample (Duplicate)

MS(D) - Matrix Spike (Duplicate)

DUP - Sample Duplicate

RPD - Relative Percent Difference

NC - Not Calculable.

SG - Silica Gel - Clean-Up

U - Indicates the compound was analyzed for, but not detected.

Acid preservation may not be appropriate for 2 Chloroethylvinyl ether.

A separate vial preserved to a pH of 4-5 is recommended in SW846 Chapter 4 for the analysis of Acrolein and Acrylonitrile by EPA Method 8260.

N-Nitrosodiphenylamine decomposes and cannot be separated from Diphenylamine using Method 8270. The result reported for each analyte is a combined concentration.

Pace Analytical is TNI accredited. Contact your Pace PM for the current list of accredited analytes.

TNI - The NELAC Institute.

ANALYTE QUALIFIERS

N2	The lab does not hold NELAC/TNI accreditation for this parameter but other accreditations/certifications may apply. A complete list of accreditations/certifications is available upon request.

This report shall not be reproduced, except in full,
without the written consent of Pace Analytical Services, LLC.

Pace Analytical Services, LLC
9800 Kincey Ave. Suite 100
Huntersville, NC 28078
(704)875-9092

QUALITY CONTROL DATA CROSS REFERENCE TABLE

Project: CPC Huntersville (7/8/21)
Pace Project No.: 92548519

Lab ID	Sample ID	QC Batch Method	QC Batch	Analytical Method	Analytical Batch
92548519001	**MW-16D**	MADEP VPH	632558		
92548519002	**EB-1-20210708**	MADEP VPH	632558		
92548519003	**FB-2-20210708**	MADEP VPH	632558		
92548519001	**MW-16D**	EPA 3010A	632398	EPA 6010D	632534
92548519001	**MW-16D**	SM 6200B	632394		
92548519002	**EB-1-20210708**	SM 6200B	632394		
92548519003	**FB-2-20210708**	SM 6200B	632394		
92548519004	**Trip Blank**	SM 6200B	632394		

This report shall not be reproduced, except in full,
without the written consent of Pace Analytical Services, LLC.

Laboratory receiving samples:
Asheville ☐ Eden ☐ Greenwood ☐ Huntersville ☒ Raleigh ☐ Mechanicsville ☐ Atlanta ☐ Kernersville ☐

Sample Condition Upon Receipt

Client Name: AECOM **Project #:**

WO# : 92548519

92548519

Courier: ☐ Fed Ex ☐ UPS ☐ USPS ☑ Client ☐ Commercial ☐ Pace ☐ Other:

Custody Seal Present? ☐ Yes ☑ No **Seals Intact?** ☑ Yes ☐ No **Date/Initials-Person-Examining-Contents:** 7/8/21 TO

Packing Material: ☐ Bubble Wrap ☑ Bubble Bags ☐ None ☐ Other

Biological Tissue Frozen? ☐ Yes ☐ No ☑ N/A

Thermometer: ☑ IR Gun ID: 92T064 **Type of Ice:** ☑ Wet ☐ Blue ☐ None

Cooler Temp: 3.1 **Correction Factor:** Add/Subtract (°C) -0.1

Temp should be above freezing to 6°C
☐ Samples out of temp criteria. Samples on ice, cooling process has begun

Cooler Temp Corrected (°C): 3.0

USDA Regulated Soil (☑ N/A, water sample)
Did samples originate in a quarantine zone within the United States: CA, NY, or SC (check maps)? ☐ Yes ☐ No

Did samples originate from a foreign source (internationally, including Hawaii and Puerto Rico)? ☐ Yes ☐ No

				Comments/Discrepancy:
Chain of Custody Present?	☑ Yes	☐ No	☐ N/A	1.
Samples Arrived within Hold Time?	☑ Yes	☐ No	☐ N/A	2.
Short Hold Time Analysis (<72 hr.)?	☐ Yes	☑ No	☐ N/A	3.
Rush Turn Around Time Requested?	☐ Yes	☐ No	☐ N/A	4.
Sufficient Volume?	☑ Yes	☐ No	☐ N/A	5.
Correct Containers Used?	☑ Yes	☐ No	☐ N/A	6.
-Pace Containers Used?	☑ Yes	☐ No	☐ N/A	
Containers Intact?	☑ Yes	☐ No	☐ N/A	7.
Dissolved analysis: Samples Field Filtered?	☐ Yes	☐ No	☑ N/A	8.
Sample Labels Match COC?	☑ Yes	☐ No	☐ N/A	9.
-Includes Date/Time/ID/Analysis Matrix: WT				
Headspace in VOA Vials (>5-6mm)?	☐ Yes	☑ No	☐ N/A	10.
Trip Blank Present?	☑ Yes	☐ No	☐ N/A	11.
Trip Blank Custody Seals Present?	☐ Yes	☐ No	☐ N/A	

Field Data Required? ☐ Yes ☐ No

COMMENTS/SAMPLE DISCREPANCY

Lot ID of split containers:

CLIENT NOTIFICATION/RESOLUTION

Person contacted: Date/Time:

Project Manager SCURF Review: Date:

Project Manager SRF Review: Date:

***Check mark top half of box if pH and/or dechlorination is verified and within the acceptance range for preservation samples.**

Exceptions: VOA, Coliform, TOC, Oil and Grease, DRO/8015 (water) DOC, LLHg

****Bottom half of box is to list number of bottles**

Project # **WO# : 92548519**

PM: NMG Due Date: 07/13/21

CLIENT: 92-AECOM CHA

Item#	BP4U-125 mL Plastic Unpreserved (N/A) (Cl-)	BP3U-250 mL Plastic Unpreserved (N/A)	BP2U-500 mL Plastic Unpreserved (N/A)	BP1U-1 liter Plastic Unpreserved (N/A)	BP4S-125 mL Plastic H2SO4 (pH < 2) (Cl-)	BP3N-250 mL plastic HNO3 (pH < 2)	BP4Z-125 mL Plastic ZN Acetate & NaOH (>9)	BP4C-125 mL Plastic NaOH (pH > 12) (Cl-)	WGFU-Wide-mouthed Glass jar Unpreserved	AG1U-1 liter Amber Unpreserved (N/A) (Cl-)	AG1H-1 liter Amber HCl (pH < 2)	AG3U-250 mL Amber Unpreserved (N/A) (Cl-)	AG1S-1 liter Amber H2SO4 (pH < 2)	AG3S-250 mL Amber H2SO4 (pH < 2)	AG3A(DG3A)-250 mL Amber NH4Cl (N/A)(Cl-)	DG9H-40 mL VOA HCl (N/A)	VG9T-40 mL VOA Na2S2O3 (N/A)	VG9U-40 mL VOA Unp (N/A)	DG9P-40 mL VOA H3PO4 (N/A)	VOAK (6 vials per kit)-5035 kit (N/A)	V/GK (3 vials per kit)-VPH/Gas kit (N/A)	SP5T-125 mL Sterile Plastic (N/A – lab)	SP2T-250 mL Sterile Plastic (N/A – lab)		BP3A-250 mL Plastic (NH2)2SO4 (9.3-9.7)	AG0U-100 mL Amber Unpreserved vials (N/A)	VSGU-20 mL Scintillation vials (N/A)	DG9U-40 mL Amber Unpreserved vials (N/A)
1						1										7													
2																7													
3																7													
4																2													
5																													
6																													
7																													
8																													
9																													
10																													
11																													
12																													

pH Adjustment Log for Preserved Samples

Sample ID	Type of Preservative	pH upon receipt	Date preservation adjusted	Time preservation adjusted	Amount of Preservative added	Lot #

Note: Whenever there is a discrepancy affecting North Carolina compliance samples, a copy of this form will be sent to the North Carolina DEHNR Certification Office (i.e. Out of hold, incorrect preservative, out of temp, incorrect containers.

Green

CHAIN-OF-CUSTODY / Analytical Request Document

The Chain-of-Custody is a LEGAL DOCUMENT. All relevant fields must be completed accurately.

Submitting a sample via this chain of custody constitutes acknowledgment and acceptance of the Pace Terms and Conditions found at https://info.pacelabs.com/hubfs/pas-standard-terms.pdf.

Pace Analytical
WWW.PACELABS.COM

Section A
Required Client Information:

Company: AECOM
Address: 6000 Fairview Road
Suite 200, Charlotte, NC 28226
Email:
Phone: (704)522-0330 Fax
Requested Due Date: 3 day TAT

Section B
Required Project Information:

Report To: Andrew Wreschnig
Copy To:
Purchase Order #:
Project Name: CPC Huntersville
Project #:

Section C
Invoice Information:

Attention:
Company Name:
Address:
Pace Quote:
Pace Project Manager: nicole.d'oleo@pacelabs.com,
Pace Profile #: 12518-3

Regulatory Agency:
State / Location: NC

Requested Analysis Filtered (Y/N)

ITEM #	SAMPLE ID (One Character per box. (A-Z, 0-9 / , -) Sample Ids must be unique)	MATRIX CODE (see valid codes to left)	SAMPLE TYPE (G=GRAB C=COMP)	COLLECTED START DATE	COLLECTED START TIME	COLLECTED END DATE	COLLECTED END TIME	SAMPLE TEMP AT COLLECTION	# OF CONTAINERS	Preservatives: Unpreserved	H2SO4	HNO3	HCl	NaOH	Na2S2O3	Methanol	Other	Analyses Test Y/N: 6200B	NC VPH	6010 Lead	Trip BLANK	Residual Chlorine (Y/N)	
1	MW-16D	TW	G			7/8/21	1210		8			XX						X					CL
2	FB-1-20210708						1620												XX				Cl2
3	FB-2-20210708						1535													L			CO3
4	Trip Blank																				X		CO4
5																							
6																							
7																							
8																							
9																							
10																							
11																							
12																							

Lab Provided

MATRIX CODE: Drinking Water DW; Water WT; Waste Water WW; Product P; Soil/Solid SL; Oil OL; Wipe WP; Air AR; Other OT; Tissue TS

ADDITIONAL COMMENTS	RELINQUISHED BY / AFFILIATION	DATE	TIME	ACCEPTED BY / AFFILIATION	DATE	TIME
3 day TAT	Emily R Love / AECOM	7/8/21	1754	Pace Nathan Banks	7-8-21	17:54

SAMPLE CONDITIONS

TEMP in C	Received on Ice (Y/N)	Custody Sealed Cooler (Y/N)	Samples Intact (Y/N)
3.0	Y	N	Y

SAMPLER NAME AND SIGNATURE

PRINT Name of SAMPLER: Emily Love
SIGNATURE of SAMPLER: Emily R. Love
DATE Signed: 7/8/2021

Pace Analytical Services, LLC
9800 Kincey Ave. Suite 100
Huntersville, NC 28078
(704)875-9092

July 20, 2021

Andrew Wreschnig
AECOM
6000 Fairview Road
Suite 200
Charlotte, NC 28210

RE: Project: CPC Huntersville (7/8/21)
Pace Project No.: 92548527

Dear Andrew Wreschnig:

Enclosed are the analytical results for sample(s) received by the laboratory on July 08, 2021. The results relate only to the samples included in this report. Results reported herein conform to the applicable TNI/NELAC Standards and the laboratory's Quality Manual, where applicable, unless otherwise noted in the body of the report.

The test results provided in this final report were generated by each of the following laboratories within the Pace Network:

- Pace Analytical Services - Asheville
- Pace Analytical Services - Charlotte

Report revised 7/20/21, to re-run and confirm the C08 flag for 6200 for MW-06 and MW-07.

If you have any questions concerning this report, please feel free to contact me.

Sincerely,

Bonnie Vang
bonnie.vang@pacelabs.com
(704)875-9092
Project Manager

Enclosures

cc: Teresa Amentt Jennings, AECOM
Jeff Morrison, Colonial Pipeline Company

This report shall not be reproduced, except in full,
without the written consent of Pace Analytical Services, LLC.

Pace Analytical Services, LLC
9800 Kincey Ave. Suite 100
Huntersville, NC 28078
(704)875-9092

CERTIFICATIONS

Project: CPC Huntersville (7/8/21)
Pace Project No.: 92548527

Pace Analytical Services Charlotte
9800 Kincey Ave. Ste 100, Huntersville, NC 28078
Louisiana/NELAP Certification # LA170028
North Carolina Drinking Water Certification #: 37706
North Carolina Field Services Certification #: 5342
North Carolina Wastewater Certification #: 12
South Carolina Certification #: 99006001
Florida/NELAP Certification #: E87627
Kentucky UST Certification #: 84
Virginia/VELAP Certification #: 460221

Pace Analytical Services Asheville
2225 Riverside Drive, Asheville, NC 28804
Florida/NELAP Certification #: E87648
North Carolina Drinking Water Certification #: 37712
North Carolina Wastewater Certification #: 40
South Carolina Certification #: 99030001
Virginia/VELAP Certification #: 460222

This report shall not be reproduced, except in full,
without the written consent of Pace Analytical Services, LLC.

Pace Analytical Services, LLC
9800 Kincey Ave. Suite 100
Huntersville, NC 28078
(704)875-9092

SAMPLE SUMMARY

Project: CPC Huntersville (7/8/21)
Pace Project No.: 92548527

Lab ID	Sample ID	Matrix	Date Collected	Date Received
92548527001	**MW-02**	Water	07/08/21 16:10	07/08/21 17:54
92548527002	**MW-05**	Water	07/08/21 12:20	07/08/21 17:54
92548527003	**MW-06**	Water	07/08/21 14:40	07/08/21 17:54
92548527004	**MW-07**	Water	07/08/21 12:40	07/08/21 17:54
92548527005	**MW-25D**	Water	07/08/21 15:15	07/08/21 17:54
92548527006	**MW-27**	Water	07/08/21 11:00	07/08/21 17:54
92548527007	**MW-34**	Water	07/08/21 16:35	07/08/21 17:54
92548527008	**MW-36**	Water	07/08/21 11:30	07/08/21 17:54
92548527009	**MW-41**	Water	07/08/21 13:19	07/08/21 17:54
92548527010	**MW-43**	Water	07/08/21 11:37	07/08/21 17:54
92548527011	**MW-53**	Water	07/08/21 16:10	07/08/21 17:54
92548527012	**MW-57**	Water	07/08/21 12:35	07/08/21 17:54
92548527013	**MW-57D**	Water	07/08/21 15:05	07/08/21 17:54
92548527014	**MW-69**	Water	07/08/21 15:04	07/08/21 17:54
92548527015	**MW-71**	Water	07/08/21 15:00	07/08/21 17:54
92548527016	**MW-92**	Water	07/08/21 13:15	07/08/21 17:54
92548527017	**MW-93**	Water	07/08/21 11:55	07/08/21 17:54
92548527018	**DUP-1-20210708**	Water	07/08/21 00:00	07/08/21 17:54
92548527019	**DUP-2-20210708**	Water	07/08/21 00:00	07/08/21 17:54
92548527020	**Trip Blank**	Water	07/08/21 00:00	07/08/21 17:54
92548527021	**Trip Blank**	Water	07/08/21 00:00	07/08/21 17:54

This report shall not be reproduced, except in full,
without the written consent of Pace Analytical Services, LLC.

Pace Analytical Services, LLC
9800 Kincey Ave. Suite 100
Huntersville, NC 28078
(704)875-9092

SAMPLE ANALYTE COUNT

Project: CPC Huntersville (7/8/21)
Pace Project No.: 92548527

Lab ID	Sample ID	Method	Analysts	Analytes Reported	Laboratory
92548527001	**MW-02**	MADEP VPH	MAD	6	PASI-C
		EPA 6010D	RDT	1	PASI-A
		SM 6200B	SAS	63	PASI-C
92548527002	**MW-05**	MADEP VPH	MAD	6	PASI-C
		EPA 6010D	RDT	1	PASI-A
		SM 6200B	SAS	63	PASI-C
92548527003	**MW-06**	MADEP VPH	MAD	6	PASI-C
		EPA 6010D	RDT	1	PASI-A
		SM 6200B	PM1	63	PASI-C
92548527004	**MW-07**	MADEP VPH	MAD	6	PASI-C
		EPA 6010D	RDT	1	PASI-A
		SM 6200B	PM1	63	PASI-C
92548527005	**MW-25D**	MADEP VPH	MAD	6	PASI-C
		EPA 6010D	RDT	1	PASI-A
		SM 6200B	SAS	63	PASI-C
92548527006	**MW-27**	MADEP VPH	MAD	6	PASI-C
		EPA 6010D	RDT	1	PASI-A
		SM 6200B	SAS	63	PASI-C
92548527007	**MW-34**	MADEP VPH	MAD	6	PASI-C
		EPA 6010D	RDT	1	PASI-A
		SM 6200B	SAS	63	PASI-C
92548527008	**MW-36**	MADEP VPH	MAD	6	PASI-C
		EPA 6010D	RDT	1	PASI-A
		SM 6200B	SAS	63	PASI-C
92548527009	**MW-41**	MADEP VPH	MAD	6	PASI-C
		EPA 6010D	RDT	1	PASI-A
		SM 6200B	SAS	63	PASI-C
92548527010	**MW-43**	MADEP VPH	MAD	6	PASI-C
		EPA 6010D	RDT	1	PASI-A
		SM 6200B	SAS	63	PASI-C
92548527011	**MW-53**	MADEP VPH	MAD	6	PASI-C
		EPA 6010D	RDT	1	PASI-A
		SM 6200B	SAS	63	PASI-C
92548527012	**MW-57**	MADEP VPH	MAD	6	PASI-C
		EPA 6010D	RDT	1	PASI-A
		SM 6200B	SAS	63	PASI-C
92548527013	**MW-57D**	MADEP VPH	MAD	6	PASI-C

This report shall not be reproduced, except in full,
without the written consent of Pace Analytical Services, LLC.

Pace Analytical Services, LLC
9800 Kincey Ave. Suite 100
Huntersville, NC 28078
(704)875-9092

SAMPLE ANALYTE COUNT

Project: CPC Huntersville (7/8/21)
Pace Project No.: 92548527

Lab ID	Sample ID	Method	Analysts	Analytes Reported	Laboratory
		EPA 6010D	RDT	1	PASI-A
		SM 6200B	SAS	63	PASI-C
92548527014	**MW-69**	MADEP VPH	MAD	6	PASI-C
		EPA 6010D	RDT	1	PASI-A
		SM 6200B	SAS	63	PASI-C
92548527015	**MW-71**	MADEP VPH	MAD	6	PASI-C
		EPA 6010D	RDT	1	PASI-A
		SM 6200B	SAS	63	PASI-C
92548527016	**MW-92**	MADEP VPH	MAD	6	PASI-C
		EPA 6010D	RDT	1	PASI-A
		SM 6200B	SAS	63	PASI-C
92548527017	**MW-93**	MADEP VPH	MAD	6	PASI-C
		EPA 6010D	SH1	1	PASI-A
		SM 6200B	PM1	63	PASI-C
92548527018	**DUP-1-20210708**	MADEP VPH	MAD	6	PASI-C
		EPA 6010D	SH1	1	PASI-A
		SM 6200B	PM1	63	PASI-C
92548527019	**DUP-2-20210708**	MADEP VPH	MAD	6	PASI-C
		EPA 6010D	SH1	1	PASI-A
		SM 6200B	PM1	63	PASI-C
92548527020	**Trip Blank**	SM 6200B	PM1	63	PASI-C
92548527021	**Trip Blank**	SM 6200B	PM1	63	PASI-C

PASI-A = Pace Analytical Services - Asheville
PASI-C = Pace Analytical Services - Charlotte

This report shall not be reproduced, except in full,
without the written consent of Pace Analytical Services, LLC.

Pace Analytical Services, LLC
9800 Kincey Ave. Suite 100
Huntersville, NC 28078
(704)875-9092

ANALYTICAL RESULTS

Project: CPC Huntersville (7/8/21)
Pace Project No.: 92548527

Sample: MW-02 **Lab ID: 92548527001** Collected: 07/08/21 16:10 Received: 07/08/21 17:54 Matrix: Water

Parameters	Results	Units	Report Limit	MDL	DF	Prepared	Analyzed	CAS No.	Qual
VPH NC Water	Analytical Method: MADEP VPH Pace Analytical Services - Charlotte								
Total VPH (C5-C12)	ND	ug/L	50.0	50.0	1		07/10/21 06:15		N2
Aliphatic (C05-C08)	ND	ug/L	50.0	50.0	1		07/10/21 06:15		N2
Aliphatic(C09-C12) Adjusted	ND	ug/L	50.0	50.0	1		07/10/21 06:15		N2
Aromatic (C09-C10)	ND	ug/L	50.0	50.0	1		07/10/21 06:15		N2
Surrogates									
4-Bromofluorobenzene (FID) (S)	108	%	70-130		1		07/10/21 06:15	460-00-4	
4-Bromofluorobenzene (PID) (S)	103	%	70-130		1		07/10/21 06:15	460-00-4	
6010 MET ICP	Analytical Method: EPA 6010D Preparation Method: EPA 3010A Pace Analytical Services - Asheville								
Lead	ND	ug/L	5.0	4.5	1	07/11/21 17:40	07/12/21 18:09	7439-92-1	
6200B MSV	Analytical Method: SM 6200B Pace Analytical Services - Charlotte								
Benzene	ND	ug/L	0.50	0.34	1		07/10/21 01:00	71-43-2	
Bromobenzene	ND	ug/L	0.50	0.29	1		07/10/21 01:00	108-86-1	
Bromochloromethane	ND	ug/L	0.50	0.47	1		07/10/21 01:00	74-97-5	
Bromodichloromethane	ND	ug/L	0.50	0.31	1		07/10/21 01:00	75-27-4	
Bromoform	ND	ug/L	0.50	0.34	1		07/10/21 01:00	75-25-2	
Bromomethane	ND	ug/L	5.0	1.7	1		07/10/21 01:00	74-83-9	
n-Butylbenzene	ND	ug/L	0.50	0.49	1		07/10/21 01:00	104-51-8	
sec-Butylbenzene	ND	ug/L	0.50	0.40	1		07/10/21 01:00	135-98-8	
tert-Butylbenzene	ND	ug/L	0.50	0.32	1		07/10/21 01:00	98-06-6	
Carbon tetrachloride	ND	ug/L	0.50	0.33	1		07/10/21 01:00	56-23-5	
Chlorobenzene	ND	ug/L	0.50	0.28	1		07/10/21 01:00	108-90-7	
Chloroethane	ND	ug/L	1.0	0.65	1		07/10/21 01:00	75-00-3	
Chloroform	ND	ug/L	0.50	0.35	1		07/10/21 01:00	67-66-3	
Chloromethane	ND	ug/L	1.0	0.54	1		07/10/21 01:00	74-87-3	
2-Chlorotoluene	ND	ug/L	0.50	0.32	1		07/10/21 01:00	95-49-8	
4-Chlorotoluene	ND	ug/L	0.50	0.32	1		07/10/21 01:00	106-43-4	
1,2-Dibromo-3-chloropropane	ND	ug/L	1.0	0.34	1		07/10/21 01:00	96-12-8	
Dibromochloromethane	ND	ug/L	0.50	0.36	1		07/10/21 01:00	124-48-1	
1,2-Dibromoethane (EDB)	ND	ug/L	0.50	0.27	1		07/10/21 01:00	106-93-4	
Dibromomethane	ND	ug/L	0.50	0.39	1		07/10/21 01:00	74-95-3	
1,2-Dichlorobenzene	ND	ug/L	0.50	0.34	1		07/10/21 01:00	95-50-1	
1,3-Dichlorobenzene	ND	ug/L	0.50	0.34	1		07/10/21 01:00	541-73-1	
1,4-Dichlorobenzene	ND	ug/L	0.50	0.33	1		07/10/21 01:00	106-46-7	
Dichlorodifluoromethane	ND	ug/L	0.50	0.35	1		07/10/21 01:00	75-71-8	
1,1-Dichloroethane	ND	ug/L	0.50	0.37	1		07/10/21 01:00	75-34-3	
1,2-Dichloroethane	ND	ug/L	0.50	0.32	1		07/10/21 01:00	107-06-2	
1,1-Dichloroethene	ND	ug/L	0.50	0.35	1		07/10/21 01:00	75-35-4	
cis-1,2-Dichloroethene	ND	ug/L	0.50	0.38	1		07/10/21 01:00	156-59-2	
trans-1,2-Dichloroethene	ND	ug/L	0.50	0.40	1		07/10/21 01:00	156-60-5	
1,2-Dichloropropane	ND	ug/L	0.50	0.36	1		07/10/21 01:00	78-87-5	
1,3-Dichloropropane	ND	ug/L	0.50	0.28	1		07/10/21 01:00	142-28-9	

REPORT OF LABORATORY ANALYSIS

This report shall not be reproduced, except in full,
without the written consent of Pace Analytical Services, LLC.

Pace Analytical Services, LLC
9800 Kincey Ave. Suite 100
Huntersville, NC 28078
(704)875-9092

ANALYTICAL RESULTS

Project: CPC Huntersville (7/8/21)
Pace Project No.: 92548527

Sample: MW-02 **Lab ID: 92548527001** Collected: 07/08/21 16:10 Received: 07/08/21 17:54 Matrix: Water

Parameters	Results	Units	Report Limit	MDL	DF	Prepared	Analyzed	CAS No.	Qual
6200B MSV	Analytical Method: SM 6200B Pace Analytical Services - Charlotte								
2,2-Dichloropropane	ND	ug/L	0.50	0.39	1		07/10/21 01:00	594-20-7	
1,1-Dichloropropene	ND	ug/L	0.50	0.43	1		07/10/21 01:00	563-58-6	
cis-1,3-Dichloropropene	ND	ug/L	0.50	0.36	1		07/10/21 01:00	10061-01-5	
trans-1,3-Dichloropropene	ND	ug/L	0.50	0.36	1		07/10/21 01:00	10061-02-6	
Diisopropyl ether	ND	ug/L	0.50	0.31	1		07/10/21 01:00	108-20-3	
Ethylbenzene	ND	ug/L	0.50	0.30	1		07/10/21 01:00	100-41-4	
Hexachloro-1,3-butadiene	ND	ug/L	2.0	1.5	1		07/10/21 01:00	87-68-3	
Isopropylbenzene (Cumene)	ND	ug/L	0.50	0.33	1		07/10/21 01:00	98-82-8	
Methylene Chloride	ND	ug/L	2.0	2.0	1		07/10/21 01:00	75-09-2	
Methyl-tert-butyl ether	ND	ug/L	0.50	0.42	1		07/10/21 01:00	1634-04-4	
Naphthalene	ND	ug/L	2.0	0.64	1		07/10/21 01:00	91-20-3	
n-Propylbenzene	ND	ug/L	0.50	0.34	1		07/10/21 01:00	103-65-1	
Styrene	ND	ug/L	0.50	0.29	1		07/10/21 01:00	100-42-5	
1,1,1,2-Tetrachloroethane	ND	ug/L	0.50	0.31	1		07/10/21 01:00	630-20-6	
1,1,2,2-Tetrachloroethane	ND	ug/L	0.50	0.22	1		07/10/21 01:00	79-34-5	
Tetrachloroethene	ND	ug/L	0.50	0.29	1		07/10/21 01:00	127-18-4	
Toluene	ND	ug/L	0.50	0.48	1		07/10/21 01:00	108-88-3	
1,2,3-Trichlorobenzene	ND	ug/L	2.0	0.81	1		07/10/21 01:00	87-61-6	
1,2,4-Trichlorobenzene	ND	ug/L	2.0	0.64	1		07/10/21 01:00	120-82-1	
1,1,1-Trichloroethane	ND	ug/L	0.50	0.33	1		07/10/21 01:00	71-55-6	
1,1,2-Trichloroethane	ND	ug/L	0.50	0.32	1		07/10/21 01:00	79-00-5	
Trichloroethene	ND	ug/L	0.50	0.38	1		07/10/21 01:00	79-01-6	
Trichlorofluoromethane	ND	ug/L	1.0	0.30	1		07/10/21 01:00	75-69-4	
1,2,3-Trichloropropane	ND	ug/L	0.50	0.26	1		07/10/21 01:00	96-18-4	
1,2,4-Trimethylbenzene	ND	ug/L	0.50	0.50	1		07/10/21 01:00	95-63-6	
1,3,5-Trimethylbenzene	ND	ug/L	0.50	0.33	1		07/10/21 01:00	108-67-8	
Vinyl chloride	ND	ug/L	1.0	0.39	1		07/10/21 01:00	75-01-4	
m&p-Xylene	ND	ug/L	1.0	0.71	1		07/10/21 01:00	179601-23-1	
o-Xylene	ND	ug/L	0.50	0.34	1		07/10/21 01:00	95-47-6	
Surrogates									
1,2-Dichloroethane-d4 (S)	102	%	70-130		1		07/10/21 01:00	17060-07-0	
4-Bromofluorobenzene (S)	95	%	70-130		1		07/10/21 01:00	460-00-4	
Toluene-d8 (S)	101	%	70-130		1		07/10/21 01:00	2037-26-5	

REPORT OF LABORATORY ANALYSIS

This report shall not be reproduced, except in full,
without the written consent of Pace Analytical Services, LLC.

Pace Analytical Services, LLC
9800 Kincey Ave. Suite 100
Huntersville, NC 28078
(704)875-9092

ANALYTICAL RESULTS

Project: CPC Huntersville (7/8/21)
Pace Project No.: 92548527

Sample: MW-05 **Lab ID: 92548527002** Collected: 07/08/21 12:20 Received: 07/08/21 17:54 Matrix: Water

Parameters	Results	Units	Report Limit	MDL	DF	Prepared	Analyzed	CAS No.	Qual
VPH NC Water	Analytical Method: MADEP VPH Pace Analytical Services - Charlotte								
Total VPH (C5-C12)	ND	ug/L	50.0	50.0	1		07/10/21 06:43		N2
Aliphatic (C05-C08)	ND	ug/L	50.0	50.0	1		07/10/21 06:43		N2
Aliphatic(C09-C12) Adjusted	ND	ug/L	50.0	50.0	1		07/10/21 06:43		N2
Aromatic (C09-C10)	ND	ug/L	50.0	50.0	1		07/10/21 06:43		N2
Surrogates									
4-Bromofluorobenzene (FID) (S)	105	%	70-130		1		07/10/21 06:43	460-00-4	
4-Bromofluorobenzene (PID) (S)	101	%	70-130		1		07/10/21 06:43	460-00-4	
6010 MET ICP	Analytical Method: EPA 6010D Preparation Method: EPA 3010A Pace Analytical Services - Asheville								
Lead	ND	ug/L	5.0	4.5	1	07/11/21 17:40	07/12/21 18:12	7439-92-1	
6200B MSV	Analytical Method: SM 6200B Pace Analytical Services - Charlotte								
Benzene	**0.69**	ug/L	0.50	0.34	1		07/10/21 01:18	71-43-2	
Bromobenzene	ND	ug/L	0.50	0.29	1		07/10/21 01:18	108-86-1	
Bromochloromethane	ND	ug/L	0.50	0.47	1		07/10/21 01:18	74-97-5	
Bromodichloromethane	ND	ug/L	0.50	0.31	1		07/10/21 01:18	75-27-4	
Bromoform	ND	ug/L	0.50	0.34	1		07/10/21 01:18	75-25-2	
Bromomethane	ND	ug/L	5.0	1.7	1		07/10/21 01:18	74-83-9	
n-Butylbenzene	ND	ug/L	0.50	0.49	1		07/10/21 01:18	104-51-8	
sec-Butylbenzene	ND	ug/L	0.50	0.40	1		07/10/21 01:18	135-98-8	
tert-Butylbenzene	ND	ug/L	0.50	0.32	1		07/10/21 01:18	98-06-6	
Carbon tetrachloride	ND	ug/L	0.50	0.33	1		07/10/21 01:18	56-23-5	
Chlorobenzene	ND	ug/L	0.50	0.28	1		07/10/21 01:18	108-90-7	
Chloroethane	ND	ug/L	1.0	0.65	1		07/10/21 01:18	75-00-3	
Chloroform	ND	ug/L	0.50	0.35	1		07/10/21 01:18	67-66-3	
Chloromethane	ND	ug/L	1.0	0.54	1		07/10/21 01:18	74-87-3	
2-Chlorotoluene	ND	ug/L	0.50	0.32	1		07/10/21 01:18	95-49-8	
4-Chlorotoluene	ND	ug/L	0.50	0.32	1		07/10/21 01:18	106-43-4	
1,2-Dibromo-3-chloropropane	ND	ug/L	1.0	0.34	1		07/10/21 01:18	96-12-8	
Dibromochloromethane	ND	ug/L	0.50	0.36	1		07/10/21 01:18	124-48-1	
1,2-Dibromoethane (EDB)	ND	ug/L	0.50	0.27	1		07/10/21 01:18	106-93-4	
Dibromomethane	ND	ug/L	0.50	0.39	1		07/10/21 01:18	74-95-3	
1,2-Dichlorobenzene	ND	ug/L	0.50	0.34	1		07/10/21 01:18	95-50-1	
1,3-Dichlorobenzene	ND	ug/L	0.50	0.34	1		07/10/21 01:18	541-73-1	
1,4-Dichlorobenzene	ND	ug/L	0.50	0.33	1		07/10/21 01:18	106-46-7	
Dichlorodifluoromethane	ND	ug/L	0.50	0.35	1		07/10/21 01:18	75-71-8	
1,1-Dichloroethane	ND	ug/L	0.50	0.37	1		07/10/21 01:18	75-34-3	
1,2-Dichloroethane	ND	ug/L	0.50	0.32	1		07/10/21 01:18	107-06-2	
1,1-Dichloroethene	ND	ug/L	0.50	0.35	1		07/10/21 01:18	75-35-4	
cis-1,2-Dichloroethene	ND	ug/L	0.50	0.38	1		07/10/21 01:18	156-59-2	
trans-1,2-Dichloroethene	ND	ug/L	0.50	0.40	1		07/10/21 01:18	156-60-5	
1,2-Dichloropropane	ND	ug/L	0.50	0.36	1		07/10/21 01:18	78-87-5	
1,3-Dichloropropane	ND	ug/L	0.50	0.28	1		07/10/21 01:18	142-28-9	

REPORT OF LABORATORY ANALYSIS

This report shall not be reproduced, except in full,
without the written consent of Pace Analytical Services, LLC.

Pace Analytical Services, LLC
9800 Kincey Ave. Suite 100
Huntersville, NC 28078
(704)875-9092

ANALYTICAL RESULTS

Project: CPC Huntersville (7/8/21)
Pace Project No.: 92548527

Sample: MW-05 **Lab ID: 92548527002** Collected: 07/08/21 12:20 Received: 07/08/21 17:54 Matrix: Water

Parameters	Results	Units	Report Limit	MDL	DF	Prepared	Analyzed	CAS No.	Qual
6200B MSV	Analytical Method: SM 6200B Pace Analytical Services - Charlotte								
2,2-Dichloropropane	ND	ug/L	0.50	0.39	1		07/10/21 01:18	594-20-7	
1,1-Dichloropropene	ND	ug/L	0.50	0.43	1		07/10/21 01:18	563-58-6	
cis-1,3-Dichloropropene	ND	ug/L	0.50	0.36	1		07/10/21 01:18	10061-01-5	
trans-1,3-Dichloropropene	ND	ug/L	0.50	0.36	1		07/10/21 01:18	10061-02-6	
Diisopropyl ether	ND	ug/L	0.50	0.31	1		07/10/21 01:18	108-20-3	
Ethylbenzene	**0.47J**	ug/L	0.50	0.30	1		07/10/21 01:18	100-41-4	
Hexachloro-1,3-butadiene	ND	ug/L	2.0	1.5	1		07/10/21 01:18	87-68-3	
Isopropylbenzene (Cumene)	ND	ug/L	0.50	0.33	1		07/10/21 01:18	98-82-8	
Methylene Chloride	ND	ug/L	2.0	2.0	1		07/10/21 01:18	75-09-2	
Methyl-tert-butyl ether	ND	ug/L	0.50	0.42	1		07/10/21 01:18	1634-04-4	
Naphthalene	ND	ug/L	2.0	0.64	1		07/10/21 01:18	91-20-3	
n-Propylbenzene	ND	ug/L	0.50	0.34	1		07/10/21 01:18	103-65-1	
Styrene	ND	ug/L	0.50	0.29	1		07/10/21 01:18	100-42-5	
1,1,1,2-Tetrachloroethane	ND	ug/L	0.50	0.31	1		07/10/21 01:18	630-20-6	
1,1,2,2-Tetrachloroethane	ND	ug/L	0.50	0.22	1		07/10/21 01:18	79-34-5	
Tetrachloroethene	ND	ug/L	0.50	0.29	1		07/10/21 01:18	127-18-4	
Toluene	**1.1**	ug/L	0.50	0.48	1		07/10/21 01:18	108-88-3	
1,2,3-Trichlorobenzene	ND	ug/L	2.0	0.81	1		07/10/21 01:18	87-61-6	
1,2,4-Trichlorobenzene	ND	ug/L	2.0	0.64	1		07/10/21 01:18	120-82-1	
1,1,1-Trichloroethane	ND	ug/L	0.50	0.33	1		07/10/21 01:18	71-55-6	
1,1,2-Trichloroethane	ND	ug/L	0.50	0.32	1		07/10/21 01:18	79-00-5	
Trichloroethene	ND	ug/L	0.50	0.38	1		07/10/21 01:18	79-01-6	
Trichlorofluoromethane	ND	ug/L	1.0	0.30	1		07/10/21 01:18	75-69-4	
1,2,3-Trichloropropane	ND	ug/L	0.50	0.26	1		07/10/21 01:18	96-18-4	
1,2,4-Trimethylbenzene	ND	ug/L	0.50	0.50	1		07/10/21 01:18	95-63-6	
1,3,5-Trimethylbenzene	ND	ug/L	0.50	0.33	1		07/10/21 01:18	108-67-8	
Vinyl chloride	ND	ug/L	1.0	0.39	1		07/10/21 01:18	75-01-4	
m&p-Xylene	**1.8**	ug/L	1.0	0.71	1		07/10/21 01:18	179601-23-1	
o-Xylene	**0.84**	ug/L	0.50	0.34	1		07/10/21 01:18	95-47-6	
Surrogates									
1,2-Dichloroethane-d4 (S)	104	%	70-130		1		07/10/21 01:18	17060-07-0	
4-Bromofluorobenzene (S)	97	%	70-130		1		07/10/21 01:18	460-00-4	
Toluene-d8 (S)	100	%	70-130		1		07/10/21 01:18	2037-26-5	

REPORT OF LABORATORY ANALYSIS

This report shall not be reproduced, except in full,
without the written consent of Pace Analytical Services, LLC.

Pace Analytical Services, LLC
9800 Kincey Ave. Suite 100
Huntersville, NC 28078
(704)875-9092

ANALYTICAL RESULTS

Project: CPC Huntersville (7/8/21)
Pace Project No.: 92548527

Sample: MW-06 **Lab ID: 92548527003** Collected: 07/08/21 14:40 Received: 07/08/21 17:54 Matrix: Water

Parameters	Results	Units	Report Limit	MDL	DF	Prepared	Analyzed	CAS No.	Qual
VPH NC Water	Analytical Method: MADEP VPH Pace Analytical Services - Charlotte								
Total VPH (C5-C12)	ND	ug/L	50.0	50.0	1		07/10/21 07:12		N2
Aliphatic (C05-C08)	ND	ug/L	50.0	50.0	1		07/10/21 07:12		N2
Aliphatic(C09-C12) Adjusted	ND	ug/L	50.0	50.0	1		07/10/21 07:12		N2
Aromatic (C09-C10)	ND	ug/L	50.0	50.0	1		07/10/21 07:12		N2
Surrogates									
4-Bromofluorobenzene (FID) (S)	108	%	70-130		1		07/10/21 07:12	460-00-4	
4-Bromofluorobenzene (PID) (S)	103	%	70-130		1		07/10/21 07:12	460-00-4	
6010 MET ICP	Analytical Method: EPA 6010D Preparation Method: EPA 3010A Pace Analytical Services - Asheville								
Lead	ND	ug/L	5.0	4.5	1	07/11/21 17:40	07/12/21 18:15	7439-92-1	
6200B MSV	Analytical Method: SM 6200B Pace Analytical Services - Charlotte								
Benzene	ND	ug/L	0.50	0.34	1		07/19/21 13:07	71-43-2	
Bromobenzene	ND	ug/L	0.50	0.29	1		07/19/21 13:07	108-86-1	
Bromochloromethane	ND	ug/L	0.50	0.47	1		07/19/21 13:07	74-97-5	
Bromodichloromethane	ND	ug/L	0.50	0.31	1		07/19/21 13:07	75-27-4	
Bromoform	ND	ug/L	0.50	0.34	1		07/19/21 13:07	75-25-2	
Bromomethane	ND	ug/L	5.0	1.7	1		07/19/21 13:07	74-83-9	L1,M0
n-Butylbenzene	ND	ug/L	0.50	0.49	1		07/19/21 13:07	104-51-8	
sec-Butylbenzene	ND	ug/L	0.50	0.40	1		07/19/21 13:07	135-98-8	
tert-Butylbenzene	ND	ug/L	0.50	0.32	1		07/19/21 13:07	98-06-6	
Carbon tetrachloride	ND	ug/L	0.50	0.33	1		07/19/21 13:07	56-23-5	
Chlorobenzene	ND	ug/L	0.50	0.28	1		07/19/21 13:07	108-90-7	
Chloroethane	ND	ug/L	1.0	0.65	1		07/19/21 13:07	75-00-3	M1
Chloroform	ND	ug/L	0.50	0.35	1		07/19/21 13:07	67-66-3	
Chloromethane	ND	ug/L	1.0	0.54	1		07/19/21 13:07	74-87-3	
2-Chlorotoluene	ND	ug/L	0.50	0.32	1		07/19/21 13:07	95-49-8	
4-Chlorotoluene	ND	ug/L	0.50	0.32	1		07/19/21 13:07	106-43-4	
1,2-Dibromo-3-chloropropane	ND	ug/L	1.0	0.34	1		07/19/21 13:07	96-12-8	
Dibromochloromethane	ND	ug/L	0.50	0.36	1		07/19/21 13:07	124-48-1	
1,2-Dibromoethane (EDB)	ND	ug/L	0.50	0.27	1		07/19/21 13:07	106-93-4	
Dibromomethane	ND	ug/L	0.50	0.39	1		07/19/21 13:07	74-95-3	
1,2-Dichlorobenzene	ND	ug/L	0.50	0.34	1		07/19/21 13:07	95-50-1	
1,3-Dichlorobenzene	ND	ug/L	0.50	0.34	1		07/19/21 13:07	541-73-1	
1,4-Dichlorobenzene	ND	ug/L	0.50	0.33	1		07/19/21 13:07	106-46-7	
Dichlorodifluoromethane	ND	ug/L	0.50	0.35	1		07/19/21 13:07	75-71-8	
1,1-Dichloroethane	ND	ug/L	0.50	0.37	1		07/19/21 13:07	75-34-3	
1,2-Dichloroethane	ND	ug/L	0.50	0.32	1		07/19/21 13:07	107-06-2	
1,1-Dichloroethene	ND	ug/L	0.50	0.35	1		07/19/21 13:07	75-35-4	
cis-1,2-Dichloroethene	ND	ug/L	0.50	0.38	1		07/19/21 13:07	156-59-2	
trans-1,2-Dichloroethene	ND	ug/L	0.50	0.40	1		07/19/21 13:07	156-60-5	
1,2-Dichloropropane	ND	ug/L	0.50	0.36	1		07/19/21 13:07	78-87-5	
1,3-Dichloropropane	ND	ug/L	0.50	0.28	1		07/19/21 13:07	142-28-9	

REPORT OF LABORATORY ANALYSIS

This report shall not be reproduced, except in full,
without the written consent of Pace Analytical Services, LLC.

Pace Analytical Services, LLC
9800 Kincey Ave. Suite 100
Huntersville, NC 28078
(704)875-9092

ANALYTICAL RESULTS

Project: CPC Huntersville (7/8/21)
Pace Project No.: 92548527

Sample: MW-06 **Lab ID: 92548527003** Collected: 07/08/21 14:40 Received: 07/08/21 17:54 Matrix: Water

Parameters	Results	Units	Report Limit	MDL	DF	Prepared	Analyzed	CAS No.	Qual
6200B MSV	Analytical Method: SM 6200B Pace Analytical Services - Charlotte								
2,2-Dichloropropane	ND	ug/L	0.50	0.39	1		07/19/21 13:07	594-20-7	
1,1-Dichloropropene	ND	ug/L	0.50	0.43	1		07/19/21 13:07	563-58-6	
cis-1,3-Dichloropropene	ND	ug/L	0.50	0.36	1		07/19/21 13:07	10061-01-5	
trans-1,3-Dichloropropene	ND	ug/L	0.50	0.36	1		07/19/21 13:07	10061-02-6	
Diisopropyl ether	ND	ug/L	0.50	0.31	1		07/19/21 13:07	108-20-3	
Ethylbenzene	ND	ug/L	0.50	0.30	1		07/19/21 13:07	100-41-4	
Hexachloro-1,3-butadiene	ND	ug/L	2.0	1.5	1		07/19/21 13:07	87-68-3	
Isopropylbenzene (Cumene)	ND	ug/L	0.50	0.33	1		07/19/21 13:07	98-82-8	
Methylene Chloride	ND	ug/L	2.0	2.0	1		07/19/21 13:07	75-09-2	
Methyl-tert-butyl ether	ND	ug/L	0.50	0.42	1		07/19/21 13:07	1634-04-4	
Naphthalene	ND	ug/L	2.0	0.64	1		07/19/21 13:07	91-20-3	
n-Propylbenzene	ND	ug/L	0.50	0.34	1		07/19/21 13:07	103-65-1	
Styrene	ND	ug/L	0.50	0.29	1		07/19/21 13:07	100-42-5	
1,1,1,2-Tetrachloroethane	ND	ug/L	0.50	0.31	1		07/19/21 13:07	630-20-6	
1,1,2,2-Tetrachloroethane	ND	ug/L	0.50	0.22	1		07/19/21 13:07	79-34-5	
Tetrachloroethene	ND	ug/L	0.50	0.29	1		07/19/21 13:07	127-18-4	
Toluene	ND	ug/L	0.50	0.48	1		07/19/21 13:07	108-88-3	
1,2,3-Trichlorobenzene	ND	ug/L	2.0	0.81	1		07/19/21 13:07	87-61-6	
1,2,4-Trichlorobenzene	ND	ug/L	2.0	0.64	1		07/19/21 13:07	120-82-1	
1,1,1-Trichloroethane	ND	ug/L	0.50	0.33	1		07/19/21 13:07	71-55-6	
1,1,2-Trichloroethane	ND	ug/L	0.50	0.32	1		07/19/21 13:07	79-00-5	
Trichloroethene	ND	ug/L	0.50	0.38	1		07/19/21 13:07	79-01-6	
Trichlorofluoromethane	ND	ug/L	1.0	0.30	1		07/19/21 13:07	75-69-4	
1,2,3-Trichloropropane	ND	ug/L	0.50	0.26	1		07/19/21 13:07	96-18-4	
1,2,4-Trimethylbenzene	ND	ug/L	0.50	0.50	1		07/19/21 13:07	95-63-6	
1,3,5-Trimethylbenzene	ND	ug/L	0.50	0.33	1		07/19/21 13:07	108-67-8	
Vinyl chloride	ND	ug/L	1.0	0.39	1		07/19/21 13:07	75-01-4	
m&p-Xylene	ND	ug/L	1.0	0.71	1		07/19/21 13:07	179601-23-1	
o-Xylene	ND	ug/L	0.50	0.34	1		07/19/21 13:07	95-47-6	
Surrogates									
1,2-Dichloroethane-d4 (S)	101	%	70-130		1		07/19/21 13:07	17060-07-0	
4-Bromofluorobenzene (S)	102	%	70-130		1		07/19/21 13:07	460-00-4	
Toluene-d8 (S)	101	%	70-130		1		07/19/21 13:07	2037-26-5	

REPORT OF LABORATORY ANALYSIS

This report shall not be reproduced, except in full,
without the written consent of Pace Analytical Services, LLC.

Pace Analytical Services, LLC
9800 Kincey Ave. Suite 100
Huntersville, NC 28078
(704)875-9092

ANALYTICAL RESULTS

Project: CPC Huntersville (7/8/21)
Pace Project No.: 92548527

Sample: MW-07 **Lab ID: 92548527004** Collected: 07/08/21 12:40 Received: 07/08/21 17:54 Matrix: Water

Parameters	Results	Units	Report Limit	MDL	DF	Prepared	Analyzed	CAS No.	Qual
VPH NC Water	Analytical Method: MADEP VPH Pace Analytical Services - Charlotte								
Total VPH (C5-C12)	ND	ug/L	50.0	50.0	1		07/10/21 07:40		N2
Aliphatic (C05-C08)	ND	ug/L	50.0	50.0	1		07/10/21 07:40		N2
Aliphatic(C09-C12) Adjusted	ND	ug/L	50.0	50.0	1		07/10/21 07:40		N2
Aromatic (C09-C10)	ND	ug/L	50.0	50.0	1		07/10/21 07:40		N2
Surrogates									
4-Bromofluorobenzene (FID) (S)	105	%	70-130		1		07/10/21 07:40	460-00-4	
4-Bromofluorobenzene (PID) (S)	101	%	70-130		1		07/10/21 07:40	460-00-4	
6010 MET ICP	Analytical Method: EPA 6010D Preparation Method: EPA 3010A Pace Analytical Services - Asheville								
Lead	ND	ug/L	5.0	4.5	1	07/11/21 17:40	07/12/21 18:18	7439-92-1	
6200B MSV	Analytical Method: SM 6200B Pace Analytical Services - Charlotte								
Benzene	ND	ug/L	0.50	0.34	1		07/19/21 13:25	71-43-2	
Bromobenzene	ND	ug/L	0.50	0.29	1		07/19/21 13:25	108-86-1	
Bromochloromethane	ND	ug/L	0.50	0.47	1		07/19/21 13:25	74-97-5	
Bromodichloromethane	ND	ug/L	0.50	0.31	1		07/19/21 13:25	75-27-4	
Bromoform	ND	ug/L	0.50	0.34	1		07/19/21 13:25	75-25-2	
Bromomethane	ND	ug/L	5.0	1.7	1		07/19/21 13:25	74-83-9	L1
n-Butylbenzene	ND	ug/L	0.50	0.49	1		07/19/21 13:25	104-51-8	
sec-Butylbenzene	ND	ug/L	0.50	0.40	1		07/19/21 13:25	135-98-8	
tert-Butylbenzene	ND	ug/L	0.50	0.32	1		07/19/21 13:25	98-06-6	
Carbon tetrachloride	ND	ug/L	0.50	0.33	1		07/19/21 13:25	56-23-5	
Chlorobenzene	ND	ug/L	0.50	0.28	1		07/19/21 13:25	108-90-7	
Chloroethane	ND	ug/L	1.0	0.65	1		07/19/21 13:25	75-00-3	
Chloroform	ND	ug/L	0.50	0.35	1		07/19/21 13:25	67-66-3	
Chloromethane	ND	ug/L	1.0	0.54	1		07/19/21 13:25	74-87-3	
2-Chlorotoluene	ND	ug/L	0.50	0.32	1		07/19/21 13:25	95-49-8	
4-Chlorotoluene	ND	ug/L	0.50	0.32	1		07/19/21 13:25	106-43-4	
1,2-Dibromo-3-chloropropane	ND	ug/L	1.0	0.34	1		07/19/21 13:25	96-12-8	
Dibromochloromethane	ND	ug/L	0.50	0.36	1		07/19/21 13:25	124-48-1	
1,2-Dibromoethane (EDB)	ND	ug/L	0.50	0.27	1		07/19/21 13:25	106-93-4	
Dibromomethane	ND	ug/L	0.50	0.39	1		07/19/21 13:25	74-95-3	
1,2-Dichlorobenzene	ND	ug/L	0.50	0.34	1		07/19/21 13:25	95-50-1	
1,3-Dichlorobenzene	ND	ug/L	0.50	0.34	1		07/19/21 13:25	541-73-1	
1,4-Dichlorobenzene	ND	ug/L	0.50	0.33	1		07/19/21 13:25	106-46-7	
Dichlorodifluoromethane	ND	ug/L	0.50	0.35	1		07/19/21 13:25	75-71-8	
1,1-Dichloroethane	ND	ug/L	0.50	0.37	1		07/19/21 13:25	75-34-3	
1,2-Dichloroethane	ND	ug/L	0.50	0.32	1		07/19/21 13:25	107-06-2	
1,1-Dichloroethene	ND	ug/L	0.50	0.35	1		07/19/21 13:25	75-35-4	
cis-1,2-Dichloroethene	ND	ug/L	0.50	0.38	1		07/19/21 13:25	156-59-2	
trans-1,2-Dichloroethene	ND	ug/L	0.50	0.40	1		07/19/21 13:25	156-60-5	
1,2-Dichloropropane	ND	ug/L	0.50	0.36	1		07/19/21 13:25	78-87-5	
1,3-Dichloropropane	ND	ug/L	0.50	0.28	1		07/19/21 13:25	142-28-9	

REPORT OF LABORATORY ANALYSIS

This report shall not be reproduced, except in full,
without the written consent of Pace Analytical Services, LLC.

Pace Analytical Services, LLC
9800 Kincey Ave. Suite 100
Huntersville, NC 28078
(704)875-9092

ANALYTICAL RESULTS

Project: CPC Huntersville (7/8/21)
Pace Project No.: 92548527

Sample: MW-07 **Lab ID: 92548527004** Collected: 07/08/21 12:40 Received: 07/08/21 17:54 Matrix: Water

Parameters	Results	Units	Report Limit	MDL	DF	Prepared	Analyzed	CAS No.	Qual
6200B MSV	Analytical Method: SM 6200B Pace Analytical Services - Charlotte								
2,2-Dichloropropane	ND	ug/L	0.50	0.39	1		07/19/21 13:25	594-20-7	
1,1-Dichloropropene	ND	ug/L	0.50	0.43	1		07/19/21 13:25	563-58-6	
cis-1,3-Dichloropropene	ND	ug/L	0.50	0.36	1		07/19/21 13:25	10061-01-5	
trans-1,3-Dichloropropene	ND	ug/L	0.50	0.36	1		07/19/21 13:25	10061-02-6	
Diisopropyl ether	ND	ug/L	0.50	0.31	1		07/19/21 13:25	108-20-3	
Ethylbenzene	ND	ug/L	0.50	0.30	1		07/19/21 13:25	100-41-4	
Hexachloro-1,3-butadiene	ND	ug/L	2.0	1.5	1		07/19/21 13:25	87-68-3	
Isopropylbenzene (Cumene)	ND	ug/L	0.50	0.33	1		07/19/21 13:25	98-82-8	
Methylene Chloride	ND	ug/L	2.0	2.0	1		07/19/21 13:25	75-09-2	
Methyl-tert-butyl ether	ND	ug/L	0.50	0.42	1		07/19/21 13:25	1634-04-4	
Naphthalene	ND	ug/L	2.0	0.64	1		07/19/21 13:25	91-20-3	
n-Propylbenzene	ND	ug/L	0.50	0.34	1		07/19/21 13:25	103-65-1	
Styrene	ND	ug/L	0.50	0.29	1		07/19/21 13:25	100-42-5	
1,1,1,2-Tetrachloroethane	ND	ug/L	0.50	0.31	1		07/19/21 13:25	630-20-6	
1,1,2,2-Tetrachloroethane	ND	ug/L	0.50	0.22	1		07/19/21 13:25	79-34-5	
Tetrachloroethene	ND	ug/L	0.50	0.29	1		07/19/21 13:25	127-18-4	
Toluene	ND	ug/L	0.50	0.48	1		07/19/21 13:25	108-88-3	
1,2,3-Trichlorobenzene	ND	ug/L	2.0	0.81	1		07/19/21 13:25	87-61-6	
1,2,4-Trichlorobenzene	ND	ug/L	2.0	0.64	1		07/19/21 13:25	120-82-1	
1,1,1-Trichloroethane	ND	ug/L	0.50	0.33	1		07/19/21 13:25	71-55-6	
1,1,2-Trichloroethane	ND	ug/L	0.50	0.32	1		07/19/21 13:25	79-00-5	
Trichloroethene	ND	ug/L	0.50	0.38	1		07/19/21 13:25	79-01-6	
Trichlorofluoromethane	ND	ug/L	1.0	0.30	1		07/19/21 13:25	75-69-4	
1,2,3-Trichloropropane	ND	ug/L	0.50	0.26	1		07/19/21 13:25	96-18-4	
1,2,4-Trimethylbenzene	ND	ug/L	0.50	0.50	1		07/19/21 13:25	95-63-6	
1,3,5-Trimethylbenzene	ND	ug/L	0.50	0.33	1		07/19/21 13:25	108-67-8	
Vinyl chloride	ND	ug/L	1.0	0.39	1		07/19/21 13:25	75-01-4	
m&p-Xylene	ND	ug/L	1.0	0.71	1		07/19/21 13:25	179601-23-1	
o-Xylene	ND	ug/L	0.50	0.34	1		07/19/21 13:25	95-47-6	
Surrogates									
1,2-Dichloroethane-d4 (S)	102	%	70-130		1		07/19/21 13:25	17060-07-0	
4-Bromofluorobenzene (S)	102	%	70-130		1		07/19/21 13:25	460-00-4	
Toluene-d8 (S)	102	%	70-130		1		07/19/21 13:25	2037-26-5	

REPORT OF LABORATORY ANALYSIS

This report shall not be reproduced, except in full,
without the written consent of Pace Analytical Services, LLC.

Pace Analytical Services, LLC
9800 Kincey Ave. Suite 100
Huntersville, NC 28078
(704)875-9092

ANALYTICAL RESULTS

Project: CPC Huntersville (7/8/21)
Pace Project No.: 92548527

Sample: MW-25D **Lab ID: 92548527005** Collected: 07/08/21 15:15 Received: 07/08/21 17:54 Matrix: Water

Parameters	Results	Units	Report Limit	MDL	DF	Prepared	Analyzed	CAS No.	Qual
VPH NC Water	Analytical Method: MADEP VPH Pace Analytical Services - Charlotte								
Total VPH (C5-C12)	**127**	ug/L	50.0	50.0	1		07/10/21 08:08		N2
Aliphatic (C05-C08)	**109**	ug/L	50.0	50.0	1		07/10/21 08:08		N2
Aliphatic(C09-C12) Adjusted	ND	ug/L	50.0	50.0	1		07/10/21 08:08		N2
Aromatic (C09-C10)	ND	ug/L	50.0	50.0	1		07/10/21 08:08		N2
Surrogates									
4-Bromofluorobenzene (FID) (S)	103	%	70-130		1		07/10/21 08:08	460-00-4	
4-Bromofluorobenzene (PID) (S)	99	%	70-130		1		07/10/21 08:08	460-00-4	
6010 MET ICP	Analytical Method: EPA 6010D Preparation Method: EPA 3010A Pace Analytical Services - Asheville								
Lead	**7.9**	ug/L	5.0	4.5	1	07/11/21 17:40	07/12/21 18:22	7439-92-1	
6200B MSV	Analytical Method: SM 6200B Pace Analytical Services - Charlotte								
Benzene	**12.5**	ug/L	0.50	0.34	1		07/10/21 01:36	71-43-2	
Bromobenzene	ND	ug/L	0.50	0.29	1		07/10/21 01:36	108-86-1	
Bromochloromethane	ND	ug/L	0.50	0.47	1		07/10/21 01:36	74-97-5	
Bromodichloromethane	ND	ug/L	0.50	0.31	1		07/10/21 01:36	75-27-4	
Bromoform	ND	ug/L	0.50	0.34	1		07/10/21 01:36	75-25-2	
Bromomethane	ND	ug/L	5.0	1.7	1		07/10/21 01:36	74-83-9	
n-Butylbenzene	ND	ug/L	0.50	0.49	1		07/10/21 01:36	104-51-8	
sec-Butylbenzene	ND	ug/L	0.50	0.40	1		07/10/21 01:36	135-98-8	
tert-Butylbenzene	ND	ug/L	0.50	0.32	1		07/10/21 01:36	98-06-6	
Carbon tetrachloride	ND	ug/L	0.50	0.33	1		07/10/21 01:36	56-23-5	
Chlorobenzene	ND	ug/L	0.50	0.28	1		07/10/21 01:36	108-90-7	
Chloroethane	ND	ug/L	1.0	0.65	1		07/10/21 01:36	75-00-3	
Chloroform	ND	ug/L	0.50	0.35	1		07/10/21 01:36	67-66-3	
Chloromethane	ND	ug/L	1.0	0.54	1		07/10/21 01:36	74-87-3	
2-Chlorotoluene	ND	ug/L	0.50	0.32	1		07/10/21 01:36	95-49-8	
4-Chlorotoluene	ND	ug/L	0.50	0.32	1		07/10/21 01:36	106-43-4	
1,2-Dibromo-3-chloropropane	ND	ug/L	1.0	0.34	1		07/10/21 01:36	96-12-8	
Dibromochloromethane	ND	ug/L	0.50	0.36	1		07/10/21 01:36	124-48-1	
1,2-Dibromoethane (EDB)	ND	ug/L	0.50	0.27	1		07/10/21 01:36	106-93-4	
Dibromomethane	ND	ug/L	0.50	0.39	1		07/10/21 01:36	74-95-3	
1,2-Dichlorobenzene	ND	ug/L	0.50	0.34	1		07/10/21 01:36	95-50-1	
1,3-Dichlorobenzene	ND	ug/L	0.50	0.34	1		07/10/21 01:36	541-73-1	
1,4-Dichlorobenzene	ND	ug/L	0.50	0.33	1		07/10/21 01:36	106-46-7	
Dichlorodifluoromethane	ND	ug/L	0.50	0.35	1		07/10/21 01:36	75-71-8	
1,1-Dichloroethane	ND	ug/L	0.50	0.37	1		07/10/21 01:36	75-34-3	
1,2-Dichloroethane	ND	ug/L	0.50	0.32	1		07/10/21 01:36	107-06-2	
1,1-Dichloroethene	ND	ug/L	0.50	0.35	1		07/10/21 01:36	75-35-4	
cis-1,2-Dichloroethene	ND	ug/L	0.50	0.38	1		07/10/21 01:36	156-59-2	
trans-1,2-Dichloroethene	ND	ug/L	0.50	0.40	1		07/10/21 01:36	156-60-5	
1,2-Dichloropropane	ND	ug/L	0.50	0.36	1		07/10/21 01:36	78-87-5	
1,3-Dichloropropane	ND	ug/L	0.50	0.28	1		07/10/21 01:36	142-28-9	

REPORT OF LABORATORY ANALYSIS

This report shall not be reproduced, except in full,
without the written consent of Pace Analytical Services, LLC.

Pace Analytical Services, LLC
9800 Kincey Ave. Suite 100
Huntersville, NC 28078
(704)875-9092

ANALYTICAL RESULTS

Project: CPC Huntersville (7/8/21)
Pace Project No.: 92548527

Sample: MW-25D **Lab ID: 92548527005** Collected: 07/08/21 15:15 Received: 07/08/21 17:54 Matrix: Water

Parameters	Results	Units	Report Limit	MDL	DF	Prepared	Analyzed	CAS No.	Qual
6200B MSV	Analytical Method: SM 6200B Pace Analytical Services - Charlotte								
2,2-Dichloropropane	ND	ug/L	0.50	0.39	1		07/10/21 01:36	594-20-7	
1,1-Dichloropropene	ND	ug/L	0.50	0.43	1		07/10/21 01:36	563-58-6	
cis-1,3-Dichloropropene	ND	ug/L	0.50	0.36	1		07/10/21 01:36	10061-01-5	
trans-1,3-Dichloropropene	ND	ug/L	0.50	0.36	1		07/10/21 01:36	10061-02-6	
Diisopropyl ether	**11.6**	ug/L	0.50	0.31	1		07/10/21 01:36	108-20-3	
Ethylbenzene	**0.88**	ug/L	0.50	0.30	1		07/10/21 01:36	100-41-4	
Hexachloro-1,3-butadiene	ND	ug/L	2.0	1.5	1		07/10/21 01:36	87-68-3	
Isopropylbenzene (Cumene)	ND	ug/L	0.50	0.33	1		07/10/21 01:36	98-82-8	
Methylene Chloride	ND	ug/L	2.0	2.0	1		07/10/21 01:36	75-09-2	
Methyl-tert-butyl ether	**6.4**	ug/L	0.50	0.42	1		07/10/21 01:36	1634-04-4	
Naphthalene	ND	ug/L	2.0	0.64	1		07/10/21 01:36	91-20-3	
n-Propylbenzene	ND	ug/L	0.50	0.34	1		07/10/21 01:36	103-65-1	
Styrene	ND	ug/L	0.50	0.29	1		07/10/21 01:36	100-42-5	
1,1,1,2-Tetrachloroethane	ND	ug/L	0.50	0.31	1		07/10/21 01:36	630-20-6	
1,1,2,2-Tetrachloroethane	ND	ug/L	0.50	0.22	1		07/10/21 01:36	79-34-5	
Tetrachloroethene	ND	ug/L	0.50	0.29	1		07/10/21 01:36	127-18-4	
Toluene	**0.64**	ug/L	0.50	0.48	1		07/10/21 01:36	108-88-3	
1,2,3-Trichlorobenzene	ND	ug/L	2.0	0.81	1		07/10/21 01:36	87-61-6	
1,2,4-Trichlorobenzene	ND	ug/L	2.0	0.64	1		07/10/21 01:36	120-82-1	
1,1,1-Trichloroethane	ND	ug/L	0.50	0.33	1		07/10/21 01:36	71-55-6	
1,1,2-Trichloroethane	ND	ug/L	0.50	0.32	1		07/10/21 01:36	79-00-5	
Trichloroethene	ND	ug/L	0.50	0.38	1		07/10/21 01:36	79-01-6	
Trichlorofluoromethane	ND	ug/L	1.0	0.30	1		07/10/21 01:36	75-69-4	
1,2,3-Trichloropropane	ND	ug/L	0.50	0.26	1		07/10/21 01:36	96-18-4	
1,2,4-Trimethylbenzene	ND	ug/L	0.50	0.50	1		07/10/21 01:36	95-63-6	
1,3,5-Trimethylbenzene	ND	ug/L	0.50	0.33	1		07/10/21 01:36	108-67-8	
Vinyl chloride	ND	ug/L	1.0	0.39	1		07/10/21 01:36	75-01-4	
m&p-Xylene	**2.1**	ug/L	1.0	0.71	1		07/10/21 01:36	179601-23-1	
o-Xylene	**2.9**	ug/L	0.50	0.34	1		07/10/21 01:36	95-47-6	
Surrogates									
1,2-Dichloroethane-d4 (S)	103	%	70-130		1		07/10/21 01:36	17060-07-0	
4-Bromofluorobenzene (S)	95	%	70-130		1		07/10/21 01:36	460-00-4	
Toluene-d8 (S)	100	%	70-130		1		07/10/21 01:36	2037-26-5	

REPORT OF LABORATORY ANALYSIS

This report shall not be reproduced, except in full,
without the written consent of Pace Analytical Services, LLC.

Pace Analytical Services, LLC
9800 Kincey Ave. Suite 100
Huntersville, NC 28078
(704)875-9092

ANALYTICAL RESULTS

Project: CPC Huntersville (7/8/21)
Pace Project No.: 92548527

Sample: MW-27 **Lab ID: 92548527006** Collected: 07/08/21 11:00 Received: 07/08/21 17:54 Matrix: Water

Parameters	Results	Units	Report Limit	MDL	DF	Prepared	Analyzed	CAS No.	Qual
VPH NC Water	Analytical Method: MADEP VPH Pace Analytical Services - Charlotte								
Total VPH (C5-C12)	ND	ug/L	50.0	50.0	1		07/10/21 08:37		N2
Aliphatic (C05-C08)	ND	ug/L	50.0	50.0	1		07/10/21 08:37		N2
Aliphatic(C09-C12) Adjusted	ND	ug/L	50.0	50.0	1		07/10/21 08:37		N2
Aromatic (C09-C10)	ND	ug/L	50.0	50.0	1		07/10/21 08:37		N2
Surrogates									
4-Bromofluorobenzene (FID) (S)	105	%	70-130		1		07/10/21 08:37	460-00-4	
4-Bromofluorobenzene (PID) (S)	100	%	70-130		1		07/10/21 08:37	460-00-4	
6010 MET ICP	Analytical Method: EPA 6010D Preparation Method: EPA 3010A Pace Analytical Services - Asheville								
Lead	ND	ug/L	5.0	4.5	1	07/11/21 17:40	07/12/21 18:25	7439-92-1	
6200B MSV	Analytical Method: SM 6200B Pace Analytical Services - Charlotte								
Benzene	ND	ug/L	0.50	0.34	1		07/09/21 23:48	71-43-2	
Bromobenzene	ND	ug/L	0.50	0.29	1		07/09/21 23:48	108-86-1	
Bromochloromethane	ND	ug/L	0.50	0.47	1		07/09/21 23:48	74-97-5	
Bromodichloromethane	ND	ug/L	0.50	0.31	1		07/09/21 23:48	75-27-4	
Bromoform	ND	ug/L	0.50	0.34	1		07/09/21 23:48	75-25-2	
Bromomethane	ND	ug/L	5.0	1.7	1		07/09/21 23:48	74-83-9	
n-Butylbenzene	ND	ug/L	0.50	0.49	1		07/09/21 23:48	104-51-8	
sec-Butylbenzene	ND	ug/L	0.50	0.40	1		07/09/21 23:48	135-98-8	
tert-Butylbenzene	ND	ug/L	0.50	0.32	1		07/09/21 23:48	98-06-6	
Carbon tetrachloride	ND	ug/L	0.50	0.33	1		07/09/21 23:48	56-23-5	
Chlorobenzene	ND	ug/L	0.50	0.28	1		07/09/21 23:48	108-90-7	
Chloroethane	ND	ug/L	1.0	0.65	1		07/09/21 23:48	75-00-3	
Chloroform	ND	ug/L	0.50	0.35	1		07/09/21 23:48	67-66-3	
Chloromethane	ND	ug/L	1.0	0.54	1		07/09/21 23:48	74-87-3	
2-Chlorotoluene	ND	ug/L	0.50	0.32	1		07/09/21 23:48	95-49-8	
4-Chlorotoluene	ND	ug/L	0.50	0.32	1		07/09/21 23:48	106-43-4	
1,2-Dibromo-3-chloropropane	ND	ug/L	1.0	0.34	1		07/09/21 23:48	96-12-8	
Dibromochloromethane	ND	ug/L	0.50	0.36	1		07/09/21 23:48	124-48-1	
1,2-Dibromoethane (EDB)	ND	ug/L	0.50	0.27	1		07/09/21 23:48	106-93-4	
Dibromomethane	ND	ug/L	0.50	0.39	1		07/09/21 23:48	74-95-3	
1,2-Dichlorobenzene	ND	ug/L	0.50	0.34	1		07/09/21 23:48	95-50-1	
1,3-Dichlorobenzene	ND	ug/L	0.50	0.34	1		07/09/21 23:48	541-73-1	
1,4-Dichlorobenzene	ND	ug/L	0.50	0.33	1		07/09/21 23:48	106-46-7	
Dichlorodifluoromethane	ND	ug/L	0.50	0.35	1		07/09/21 23:48	75-71-8	
1,1-Dichloroethane	ND	ug/L	0.50	0.37	1		07/09/21 23:48	75-34-3	
1,2-Dichloroethane	ND	ug/L	0.50	0.32	1		07/09/21 23:48	107-06-2	
1,1-Dichloroethene	ND	ug/L	0.50	0.35	1		07/09/21 23:48	75-35-4	
cis-1,2-Dichloroethene	ND	ug/L	0.50	0.38	1		07/09/21 23:48	156-59-2	
trans-1,2-Dichloroethene	ND	ug/L	0.50	0.40	1		07/09/21 23:48	156-60-5	
1,2-Dichloropropane	ND	ug/L	0.50	0.36	1		07/09/21 23:48	78-87-5	
1,3-Dichloropropane	ND	ug/L	0.50	0.28	1		07/09/21 23:48	142-28-9	

REPORT OF LABORATORY ANALYSIS

This report shall not be reproduced, except in full,
without the written consent of Pace Analytical Services, LLC.

Pace Analytical Services, LLC
9800 Kincey Ave. Suite 100
Huntersville, NC 28078
(704)875-9092

ANALYTICAL RESULTS

Project: CPC Huntersville (7/8/21)
Pace Project No.: 92548527

Sample: MW-27 **Lab ID: 92548527006** Collected: 07/08/21 11:00 Received: 07/08/21 17:54 Matrix: Water

Parameters	Results	Units	Report Limit	MDL	DF	Prepared	Analyzed	CAS No.	Qual
6200B MSV	Analytical Method: SM 6200B Pace Analytical Services - Charlotte								
2,2-Dichloropropane	ND	ug/L	0.50	0.39	1		07/09/21 23:48	594-20-7	
1,1-Dichloropropene	ND	ug/L	0.50	0.43	1		07/09/21 23:48	563-58-6	
cis-1,3-Dichloropropene	ND	ug/L	0.50	0.36	1		07/09/21 23:48	10061-01-5	
trans-1,3-Dichloropropene	ND	ug/L	0.50	0.36	1		07/09/21 23:48	10061-02-6	
Diisopropyl ether	ND	ug/L	0.50	0.31	1		07/09/21 23:48	108-20-3	
Ethylbenzene	ND	ug/L	0.50	0.30	1		07/09/21 23:48	100-41-4	
Hexachloro-1,3-butadiene	ND	ug/L	2.0	1.5	1		07/09/21 23:48	87-68-3	
Isopropylbenzene (Cumene)	ND	ug/L	0.50	0.33	1		07/09/21 23:48	98-82-8	
Methylene Chloride	ND	ug/L	2.0	2.0	1		07/09/21 23:48	75-09-2	
Methyl-tert-butyl ether	ND	ug/L	0.50	0.42	1		07/09/21 23:48	1634-04-4	
Naphthalene	ND	ug/L	2.0	0.64	1		07/09/21 23:48	91-20-3	
n-Propylbenzene	ND	ug/L	0.50	0.34	1		07/09/21 23:48	103-65-1	
Styrene	ND	ug/L	0.50	0.29	1		07/09/21 23:48	100-42-5	
1,1,1,2-Tetrachloroethane	ND	ug/L	0.50	0.31	1		07/09/21 23:48	630-20-6	
1,1,2,2-Tetrachloroethane	ND	ug/L	0.50	0.22	1		07/09/21 23:48	79-34-5	
Tetrachloroethene	ND	ug/L	0.50	0.29	1		07/09/21 23:48	127-18-4	
Toluene	ND	ug/L	0.50	0.48	1		07/09/21 23:48	108-88-3	
1,2,3-Trichlorobenzene	ND	ug/L	2.0	0.81	1		07/09/21 23:48	87-61-6	
1,2,4-Trichlorobenzene	ND	ug/L	2.0	0.64	1		07/09/21 23:48	120-82-1	
1,1,1-Trichloroethane	ND	ug/L	0.50	0.33	1		07/09/21 23:48	71-55-6	
1,1,2-Trichloroethane	ND	ug/L	0.50	0.32	1		07/09/21 23:48	79-00-5	
Trichloroethene	ND	ug/L	0.50	0.38	1		07/09/21 23:48	79-01-6	
Trichlorofluoromethane	ND	ug/L	1.0	0.30	1		07/09/21 23:48	75-69-4	
1,2,3-Trichloropropane	ND	ug/L	0.50	0.26	1		07/09/21 23:48	96-18-4	
1,2,4-Trimethylbenzene	ND	ug/L	0.50	0.50	1		07/09/21 23:48	95-63-6	
1,3,5-Trimethylbenzene	ND	ug/L	0.50	0.33	1		07/09/21 23:48	108-67-8	
Vinyl chloride	ND	ug/L	1.0	0.39	1		07/09/21 23:48	75-01-4	
m&p-Xylene	ND	ug/L	1.0	0.71	1		07/09/21 23:48	179601-23-1	
o-Xylene	ND	ug/L	0.50	0.34	1		07/09/21 23:48	95-47-6	
Surrogates									
1,2-Dichloroethane-d4 (S)	104	%	70-130		1		07/09/21 23:48	17060-07-0	
4-Bromofluorobenzene (S)	97	%	70-130		1		07/09/21 23:48	460-00-4	
Toluene-d8 (S)	101	%	70-130		1		07/09/21 23:48	2037-26-5	

REPORT OF LABORATORY ANALYSIS

This report shall not be reproduced, except in full,
without the written consent of Pace Analytical Services, LLC.

Pace Analytical Services, LLC
9800 Kincey Ave. Suite 100
Huntersville, NC 28078
(704)875-9092

ANALYTICAL RESULTS

Project: CPC Huntersville (7/8/21)
Pace Project No.: 92548527

Sample: MW-34 **Lab ID: 92548527007** Collected: 07/08/21 16:35 Received: 07/08/21 17:54 Matrix: Water

Parameters	Results	Units	Report Limit	MDL	DF	Prepared	Analyzed	CAS No.	Qual
VPH NC Water	Analytical Method: MADEP VPH Pace Analytical Services - Charlotte								
Total VPH (C5-C12)	ND	ug/L	50.0	50.0	1		07/10/21 09:05		N2
Aliphatic (C05-C08)	ND	ug/L	50.0	50.0	1		07/10/21 09:05		N2
Aliphatic(C09-C12) Adjusted	ND	ug/L	50.0	50.0	1		07/10/21 09:05		N2
Aromatic (C09-C10)	ND	ug/L	50.0	50.0	1		07/10/21 09:05		N2
Surrogates									
4-Bromofluorobenzene (FID) (S)	104	%	70-130		1		07/10/21 09:05	460-00-4	
4-Bromofluorobenzene (PID) (S)	99	%	70-130		1		07/10/21 09:05	460-00-4	
6010 MET ICP	Analytical Method: EPA 6010D Preparation Method: EPA 3010A Pace Analytical Services - Asheville								
Lead	ND	ug/L	5.0	4.5	1	07/11/21 17:40	07/12/21 18:28	7439-92-1	
6200B MSV	Analytical Method: SM 6200B Pace Analytical Services - Charlotte								
Benzene	ND	ug/L	0.50	0.34	1		07/10/21 01:54	71-43-2	
Bromobenzene	ND	ug/L	0.50	0.29	1		07/10/21 01:54	108-86-1	
Bromochloromethane	ND	ug/L	0.50	0.47	1		07/10/21 01:54	74-97-5	
Bromodichloromethane	ND	ug/L	0.50	0.31	1		07/10/21 01:54	75-27-4	
Bromoform	ND	ug/L	0.50	0.34	1		07/10/21 01:54	75-25-2	
Bromomethane	ND	ug/L	5.0	1.7	1		07/10/21 01:54	74-83-9	
n-Butylbenzene	ND	ug/L	0.50	0.49	1		07/10/21 01:54	104-51-8	
sec-Butylbenzene	ND	ug/L	0.50	0.40	1		07/10/21 01:54	135-98-8	
tert-Butylbenzene	ND	ug/L	0.50	0.32	1		07/10/21 01:54	98-06-6	
Carbon tetrachloride	ND	ug/L	0.50	0.33	1		07/10/21 01:54	56-23-5	
Chlorobenzene	ND	ug/L	0.50	0.28	1		07/10/21 01:54	108-90-7	
Chloroethane	ND	ug/L	1.0	0.65	1		07/10/21 01:54	75-00-3	
Chloroform	ND	ug/L	0.50	0.35	1		07/10/21 01:54	67-66-3	
Chloromethane	ND	ug/L	1.0	0.54	1		07/10/21 01:54	74-87-3	
2-Chlorotoluene	ND	ug/L	0.50	0.32	1		07/10/21 01:54	95-49-8	
4-Chlorotoluene	ND	ug/L	0.50	0.32	1		07/10/21 01:54	106-43-4	
1,2-Dibromo-3-chloropropane	ND	ug/L	1.0	0.34	1		07/10/21 01:54	96-12-8	
Dibromochloromethane	ND	ug/L	0.50	0.36	1		07/10/21 01:54	124-48-1	
1,2-Dibromoethane (EDB)	ND	ug/L	0.50	0.27	1		07/10/21 01:54	106-93-4	
Dibromomethane	ND	ug/L	0.50	0.39	1		07/10/21 01:54	74-95-3	
1,2-Dichlorobenzene	ND	ug/L	0.50	0.34	1		07/10/21 01:54	95-50-1	
1,3-Dichlorobenzene	ND	ug/L	0.50	0.34	1		07/10/21 01:54	541-73-1	
1,4-Dichlorobenzene	ND	ug/L	0.50	0.33	1		07/10/21 01:54	106-46-7	
Dichlorodifluoromethane	ND	ug/L	0.50	0.35	1		07/10/21 01:54	75-71-8	
1,1-Dichloroethane	ND	ug/L	0.50	0.37	1		07/10/21 01:54	75-34-3	
1,2-Dichloroethane	ND	ug/L	0.50	0.32	1		07/10/21 01:54	107-06-2	
1,1-Dichloroethene	ND	ug/L	0.50	0.35	1		07/10/21 01:54	75-35-4	
cis-1,2-Dichloroethene	ND	ug/L	0.50	0.38	1		07/10/21 01:54	156-59-2	
trans-1,2-Dichloroethene	ND	ug/L	0.50	0.40	1		07/10/21 01:54	156-60-5	
1,2-Dichloropropane	ND	ug/L	0.50	0.36	1		07/10/21 01:54	78-87-5	
1,3-Dichloropropane	ND	ug/L	0.50	0.28	1		07/10/21 01:54	142-28-9	

REPORT OF LABORATORY ANALYSIS

This report shall not be reproduced, except in full,
without the written consent of Pace Analytical Services, LLC.

Pace Analytical Services, LLC
9800 Kincey Ave. Suite 100
Huntersville, NC 28078
(704)875-9092

ANALYTICAL RESULTS

Project: CPC Huntersville (7/8/21)
Pace Project No.: 92548527

Sample: MW-34 **Lab ID: 92548527007** Collected: 07/08/21 16:35 Received: 07/08/21 17:54 Matrix: Water

Parameters	Results	Units	Report Limit	MDL	DF	Prepared	Analyzed	CAS No.	Qual
6200B MSV	Analytical Method: SM 6200B Pace Analytical Services - Charlotte								
2,2-Dichloropropane	ND	ug/L	0.50	0.39	1		07/10/21 01:54	594-20-7	
1,1-Dichloropropene	ND	ug/L	0.50	0.43	1		07/10/21 01:54	563-58-6	
cis-1,3-Dichloropropene	ND	ug/L	0.50	0.36	1		07/10/21 01:54	10061-01-5	
trans-1,3-Dichloropropene	ND	ug/L	0.50	0.36	1		07/10/21 01:54	10061-02-6	
Diisopropyl ether	ND	ug/L	0.50	0.31	1		07/10/21 01:54	108-20-3	
Ethylbenzene	ND	ug/L	0.50	0.30	1		07/10/21 01:54	100-41-4	
Hexachloro-1,3-butadiene	ND	ug/L	2.0	1.5	1		07/10/21 01:54	87-68-3	
Isopropylbenzene (Cumene)	ND	ug/L	0.50	0.33	1		07/10/21 01:54	98-82-8	
Methylene Chloride	ND	ug/L	2.0	2.0	1		07/10/21 01:54	75-09-2	
Methyl-tert-butyl ether	ND	ug/L	0.50	0.42	1		07/10/21 01:54	1634-04-4	
Naphthalene	ND	ug/L	2.0	0.64	1		07/10/21 01:54	91-20-3	
n-Propylbenzene	ND	ug/L	0.50	0.34	1		07/10/21 01:54	103-65-1	
Styrene	ND	ug/L	0.50	0.29	1		07/10/21 01:54	100-42-5	
1,1,1,2-Tetrachloroethane	ND	ug/L	0.50	0.31	1		07/10/21 01:54	630-20-6	
1,1,2,2-Tetrachloroethane	ND	ug/L	0.50	0.22	1		07/10/21 01:54	79-34-5	
Tetrachloroethene	ND	ug/L	0.50	0.29	1		07/10/21 01:54	127-18-4	
Toluene	ND	ug/L	0.50	0.48	1		07/10/21 01:54	108-88-3	
1,2,3-Trichlorobenzene	ND	ug/L	2.0	0.81	1		07/10/21 01:54	87-61-6	
1,2,4-Trichlorobenzene	ND	ug/L	2.0	0.64	1		07/10/21 01:54	120-82-1	
1,1,1-Trichloroethane	ND	ug/L	0.50	0.33	1		07/10/21 01:54	71-55-6	
1,1,2-Trichloroethane	ND	ug/L	0.50	0.32	1		07/10/21 01:54	79-00-5	
Trichloroethene	ND	ug/L	0.50	0.38	1		07/10/21 01:54	79-01-6	
Trichlorofluoromethane	ND	ug/L	1.0	0.30	1		07/10/21 01:54	75-69-4	
1,2,3-Trichloropropane	ND	ug/L	0.50	0.26	1		07/10/21 01:54	96-18-4	
1,2,4-Trimethylbenzene	ND	ug/L	0.50	0.50	1		07/10/21 01:54	95-63-6	
1,3,5-Trimethylbenzene	ND	ug/L	0.50	0.33	1		07/10/21 01:54	108-67-8	
Vinyl chloride	ND	ug/L	1.0	0.39	1		07/10/21 01:54	75-01-4	
m&p-Xylene	ND	ug/L	1.0	0.71	1		07/10/21 01:54	179601-23-1	
o-Xylene	ND	ug/L	0.50	0.34	1		07/10/21 01:54	95-47-6	
Surrogates									
1,2-Dichloroethane-d4 (S)	103	%	70-130		1		07/10/21 01:54	17060-07-0	
4-Bromofluorobenzene (S)	96	%	70-130		1		07/10/21 01:54	460-00-4	
Toluene-d8 (S)	99	%	70-130		1		07/10/21 01:54	2037-26-5	

REPORT OF LABORATORY ANALYSIS

This report shall not be reproduced, except in full,
without the written consent of Pace Analytical Services, LLC.

Pace Analytical Services, LLC
9800 Kincey Ave. Suite 100
Huntersville, NC 28078
(704)875-9092

ANALYTICAL RESULTS

Project: CPC Huntersville (7/8/21)
Pace Project No.: 92548527

Sample: MW-36 **Lab ID: 92548527008** Collected: 07/08/21 11:30 Received: 07/08/21 17:54 Matrix: Water

Parameters	Results	Units	Report Limit	MDL	DF	Prepared	Analyzed	CAS No.	Qual
VPH NC Water	Analytical Method: MADEP VPH Pace Analytical Services - Charlotte								
Total VPH (C5-C12)	ND	ug/L	50.0	50.0	1		07/13/21 01:53		N2
Aliphatic (C05-C08)	ND	ug/L	50.0	50.0	1		07/13/21 01:53		N2
Aliphatic(C09-C12) Adjusted	ND	ug/L	50.0	50.0	1		07/13/21 01:53		N2
Aromatic (C09-C10)	ND	ug/L	50.0	50.0	1		07/13/21 01:53		N2
Surrogates									
4-Bromofluorobenzene (FID) (S)	94	%	70-130		1		07/13/21 01:53	460-00-4	
4-Bromofluorobenzene (PID) (S)	90	%	70-130		1		07/13/21 01:53	460-00-4	
6010 MET ICP	Analytical Method: EPA 6010D Preparation Method: EPA 3010A Pace Analytical Services - Asheville								
Lead	ND	ug/L	5.0	4.5	1	07/11/21 17:40	07/12/21 18:31	7439-92-1	
6200B MSV	Analytical Method: SM 6200B Pace Analytical Services - Charlotte								
Benzene	ND	ug/L	0.50	0.34	1		07/10/21 00:06	71-43-2	
Bromobenzene	ND	ug/L	0.50	0.29	1		07/10/21 00:06	108-86-1	
Bromochloromethane	ND	ug/L	0.50	0.47	1		07/10/21 00:06	74-97-5	
Bromodichloromethane	ND	ug/L	0.50	0.31	1		07/10/21 00:06	75-27-4	
Bromoform	ND	ug/L	0.50	0.34	1		07/10/21 00:06	75-25-2	
Bromomethane	ND	ug/L	5.0	1.7	1		07/10/21 00:06	74-83-9	
n-Butylbenzene	ND	ug/L	0.50	0.49	1		07/10/21 00:06	104-51-8	
sec-Butylbenzene	ND	ug/L	0.50	0.40	1		07/10/21 00:06	135-98-8	
tert-Butylbenzene	ND	ug/L	0.50	0.32	1		07/10/21 00:06	98-06-6	
Carbon tetrachloride	ND	ug/L	0.50	0.33	1		07/10/21 00:06	56-23-5	
Chlorobenzene	ND	ug/L	0.50	0.28	1		07/10/21 00:06	108-90-7	
Chloroethane	ND	ug/L	1.0	0.65	1		07/10/21 00:06	75-00-3	
Chloroform	ND	ug/L	0.50	0.35	1		07/10/21 00:06	67-66-3	
Chloromethane	ND	ug/L	1.0	0.54	1		07/10/21 00:06	74-87-3	
2-Chlorotoluene	ND	ug/L	0.50	0.32	1		07/10/21 00:06	95-49-8	
4-Chlorotoluene	ND	ug/L	0.50	0.32	1		07/10/21 00:06	106-43-4	
1,2-Dibromo-3-chloropropane	ND	ug/L	1.0	0.34	1		07/10/21 00:06	96-12-8	
Dibromochloromethane	ND	ug/L	0.50	0.36	1		07/10/21 00:06	124-48-1	
1,2-Dibromoethane (EDB)	ND	ug/L	0.50	0.27	1		07/10/21 00:06	106-93-4	
Dibromomethane	ND	ug/L	0.50	0.39	1		07/10/21 00:06	74-95-3	
1,2-Dichlorobenzene	ND	ug/L	0.50	0.34	1		07/10/21 00:06	95-50-1	
1,3-Dichlorobenzene	ND	ug/L	0.50	0.34	1		07/10/21 00:06	541-73-1	
1,4-Dichlorobenzene	ND	ug/L	0.50	0.33	1		07/10/21 00:06	106-46-7	
Dichlorodifluoromethane	ND	ug/L	0.50	0.35	1		07/10/21 00:06	75-71-8	
1,1-Dichloroethane	ND	ug/L	0.50	0.37	1		07/10/21 00:06	75-34-3	
1,2-Dichloroethane	ND	ug/L	0.50	0.32	1		07/10/21 00:06	107-06-2	
1,1-Dichloroethene	ND	ug/L	0.50	0.35	1		07/10/21 00:06	75-35-4	
cis-1,2-Dichloroethene	ND	ug/L	0.50	0.38	1		07/10/21 00:06	156-59-2	
trans-1,2-Dichloroethene	ND	ug/L	0.50	0.40	1		07/10/21 00:06	156-60-5	
1,2-Dichloropropane	ND	ug/L	0.50	0.36	1		07/10/21 00:06	78-87-5	
1,3-Dichloropropane	ND	ug/L	0.50	0.28	1		07/10/21 00:06	142-28-9	

REPORT OF LABORATORY ANALYSIS

This report shall not be reproduced, except in full,
without the written consent of Pace Analytical Services, LLC.

Pace Analytical Services, LLC
9800 Kincey Ave. Suite 100
Huntersville, NC 28078
(704)875-9092

ANALYTICAL RESULTS

Project: CPC Huntersville (7/8/21)
Pace Project No.: 92548527

Sample: MW-36 **Lab ID: 92548527008** Collected: 07/08/21 11:30 Received: 07/08/21 17:54 Matrix: Water

Parameters	Results	Units	Report Limit	MDL	DF	Prepared	Analyzed	CAS No.	Qual
6200B MSV	Analytical Method: SM 6200B Pace Analytical Services - Charlotte								
2,2-Dichloropropane	ND	ug/L	0.50	0.39	1		07/10/21 00:06	594-20-7	
1,1-Dichloropropene	ND	ug/L	0.50	0.43	1		07/10/21 00:06	563-58-6	
cis-1,3-Dichloropropene	ND	ug/L	0.50	0.36	1		07/10/21 00:06	10061-01-5	
trans-1,3-Dichloropropene	ND	ug/L	0.50	0.36	1		07/10/21 00:06	10061-02-6	
Diisopropyl ether	ND	ug/L	0.50	0.31	1		07/10/21 00:06	108-20-3	
Ethylbenzene	ND	ug/L	0.50	0.30	1		07/10/21 00:06	100-41-4	
Hexachloro-1,3-butadiene	ND	ug/L	2.0	1.5	1		07/10/21 00:06	87-68-3	
Isopropylbenzene (Cumene)	ND	ug/L	0.50	0.33	1		07/10/21 00:06	98-82-8	
Methylene Chloride	ND	ug/L	2.0	2.0	1		07/10/21 00:06	75-09-2	
Methyl-tert-butyl ether	ND	ug/L	0.50	0.42	1		07/10/21 00:06	1634-04-4	
Naphthalene	ND	ug/L	2.0	0.64	1		07/10/21 00:06	91-20-3	
n-Propylbenzene	ND	ug/L	0.50	0.34	1		07/10/21 00:06	103-65-1	
Styrene	ND	ug/L	0.50	0.29	1		07/10/21 00:06	100-42-5	
1,1,1,2-Tetrachloroethane	ND	ug/L	0.50	0.31	1		07/10/21 00:06	630-20-6	
1,1,2,2-Tetrachloroethane	ND	ug/L	0.50	0.22	1		07/10/21 00:06	79-34-5	
Tetrachloroethene	ND	ug/L	0.50	0.29	1		07/10/21 00:06	127-18-4	
Toluene	ND	ug/L	0.50	0.48	1		07/10/21 00:06	108-88-3	
1,2,3-Trichlorobenzene	ND	ug/L	2.0	0.81	1		07/10/21 00:06	87-61-6	
1,2,4-Trichlorobenzene	ND	ug/L	2.0	0.64	1		07/10/21 00:06	120-82-1	
1,1,1-Trichloroethane	ND	ug/L	0.50	0.33	1		07/10/21 00:06	71-55-6	
1,1,2-Trichloroethane	ND	ug/L	0.50	0.32	1		07/10/21 00:06	79-00-5	
Trichloroethene	ND	ug/L	0.50	0.38	1		07/10/21 00:06	79-01-6	
Trichlorofluoromethane	**0.30J**	ug/L	1.0	0.30	1		07/10/21 00:06	75-69-4	
1,2,3-Trichloropropane	ND	ug/L	0.50	0.26	1		07/10/21 00:06	96-18-4	
1,2,4-Trimethylbenzene	ND	ug/L	0.50	0.50	1		07/10/21 00:06	95-63-6	
1,3,5-Trimethylbenzene	ND	ug/L	0.50	0.33	1		07/10/21 00:06	108-67-8	
Vinyl chloride	ND	ug/L	1.0	0.39	1		07/10/21 00:06	75-01-4	
m&p-Xylene	ND	ug/L	1.0	0.71	1		07/10/21 00:06	179601-23-1	
o-Xylene	ND	ug/L	0.50	0.34	1		07/10/21 00:06	95-47-6	
Surrogates									
1,2-Dichloroethane-d4 (S)	105	%	70-130		1		07/10/21 00:06	17060-07-0	
4-Bromofluorobenzene (S)	97	%	70-130		1		07/10/21 00:06	460-00-4	
Toluene-d8 (S)	101	%	70-130		1		07/10/21 00:06	2037-26-5	

REPORT OF LABORATORY ANALYSIS

This report shall not be reproduced, except in full,
without the written consent of Pace Analytical Services, LLC.

Pace Analytical Services, LLC
9800 Kincey Ave. Suite 100
Huntersville, NC 28078
(704)875-9092

ANALYTICAL RESULTS

Project: CPC Huntersville (7/8/21)
Pace Project No.: 92548527

Sample: MW-41 **Lab ID: 92548527009** Collected: 07/08/21 13:19 Received: 07/08/21 17:54 Matrix: Water

Parameters	Results	Units	Report Limit	MDL	DF	Prepared	Analyzed	CAS No.	Qual
VPH NC Water	Analytical Method: MADEP VPH Pace Analytical Services - Charlotte								
Total VPH (C5-C12)	ND	ug/L	50.0	50.0	1		07/13/21 02:22		N2
Aliphatic (C05-C08)	ND	ug/L	50.0	50.0	1		07/13/21 02:22		N2
Aliphatic(C09-C12) Adjusted	ND	ug/L	50.0	50.0	1		07/13/21 02:22		N2
Aromatic (C09-C10)	ND	ug/L	50.0	50.0	1		07/13/21 02:22		N2
Surrogates									
4-Bromofluorobenzene (FID) (S)	95	%	70-130		1		07/13/21 02:22	460-00-4	
4-Bromofluorobenzene (PID) (S)	91	%	70-130		1		07/13/21 02:22	460-00-4	
6010 MET ICP	Analytical Method: EPA 6010D Preparation Method: EPA 3010A Pace Analytical Services - Asheville								
Lead	**5.1**	ug/L	5.0	4.5	1	07/11/21 17:40	07/12/21 18:34	7439-92-1	
6200B MSV	Analytical Method: SM 6200B Pace Analytical Services - Charlotte								
Benzene	ND	ug/L	0.50	0.34	1		07/10/21 02:12	71-43-2	
Bromobenzene	ND	ug/L	0.50	0.29	1		07/10/21 02:12	108-86-1	
Bromochloromethane	ND	ug/L	0.50	0.47	1		07/10/21 02:12	74-97-5	
Bromodichloromethane	ND	ug/L	0.50	0.31	1		07/10/21 02:12	75-27-4	
Bromoform	ND	ug/L	0.50	0.34	1		07/10/21 02:12	75-25-2	
Bromomethane	ND	ug/L	5.0	1.7	1		07/10/21 02:12	74-83-9	
n-Butylbenzene	ND	ug/L	0.50	0.49	1		07/10/21 02:12	104-51-8	
sec-Butylbenzene	ND	ug/L	0.50	0.40	1		07/10/21 02:12	135-98-8	
tert-Butylbenzene	ND	ug/L	0.50	0.32	1		07/10/21 02:12	98-06-6	
Carbon tetrachloride	ND	ug/L	0.50	0.33	1		07/10/21 02:12	56-23-5	
Chlorobenzene	ND	ug/L	0.50	0.28	1		07/10/21 02:12	108-90-7	
Chloroethane	ND	ug/L	1.0	0.65	1		07/10/21 02:12	75-00-3	
Chloroform	ND	ug/L	0.50	0.35	1		07/10/21 02:12	67-66-3	
Chloromethane	ND	ug/L	1.0	0.54	1		07/10/21 02:12	74-87-3	
2-Chlorotoluene	ND	ug/L	0.50	0.32	1		07/10/21 02:12	95-49-8	
4-Chlorotoluene	ND	ug/L	0.50	0.32	1		07/10/21 02:12	106-43-4	
1,2-Dibromo-3-chloropropane	ND	ug/L	1.0	0.34	1		07/10/21 02:12	96-12-8	
Dibromochloromethane	ND	ug/L	0.50	0.36	1		07/10/21 02:12	124-48-1	
1,2-Dibromoethane (EDB)	ND	ug/L	0.50	0.27	1		07/10/21 02:12	106-93-4	
Dibromomethane	ND	ug/L	0.50	0.39	1		07/10/21 02:12	74-95-3	
1,2-Dichlorobenzene	ND	ug/L	0.50	0.34	1		07/10/21 02:12	95-50-1	
1,3-Dichlorobenzene	ND	ug/L	0.50	0.34	1		07/10/21 02:12	541-73-1	
1,4-Dichlorobenzene	ND	ug/L	0.50	0.33	1		07/10/21 02:12	106-46-7	
Dichlorodifluoromethane	ND	ug/L	0.50	0.35	1		07/10/21 02:12	75-71-8	
1,1-Dichloroethane	ND	ug/L	0.50	0.37	1		07/10/21 02:12	75-34-3	
1,2-Dichloroethane	ND	ug/L	0.50	0.32	1		07/10/21 02:12	107-06-2	
1,1-Dichloroethene	ND	ug/L	0.50	0.35	1		07/10/21 02:12	75-35-4	
cis-1,2-Dichloroethene	ND	ug/L	0.50	0.38	1		07/10/21 02:12	156-59-2	
trans-1,2-Dichloroethene	ND	ug/L	0.50	0.40	1		07/10/21 02:12	156-60-5	
1,2-Dichloropropane	ND	ug/L	0.50	0.36	1		07/10/21 02:12	78-87-5	
1,3-Dichloropropane	ND	ug/L	0.50	0.28	1		07/10/21 02:12	142-28-9	

REPORT OF LABORATORY ANALYSIS

This report shall not be reproduced, except in full,
without the written consent of Pace Analytical Services, LLC.

Pace Analytical Services, LLC
9800 Kincey Ave. Suite 100
Huntersville, NC 28078
(704)875-9092

ANALYTICAL RESULTS

Project: CPC Huntersville (7/8/21)
Pace Project No.: 92548527

Sample: MW-41 **Lab ID: 92548527009** Collected: 07/08/21 13:19 Received: 07/08/21 17:54 Matrix: Water

Parameters	Results	Units	Report Limit	MDL	DF	Prepared	Analyzed	CAS No.	Qual
6200B MSV	Analytical Method: SM 6200B Pace Analytical Services - Charlotte								
2,2-Dichloropropane	ND	ug/L	0.50	0.39	1		07/10/21 02:12	594-20-7	
1,1-Dichloropropene	ND	ug/L	0.50	0.43	1		07/10/21 02:12	563-58-6	
cis-1,3-Dichloropropene	ND	ug/L	0.50	0.36	1		07/10/21 02:12	10061-01-5	
trans-1,3-Dichloropropene	ND	ug/L	0.50	0.36	1		07/10/21 02:12	10061-02-6	
Diisopropyl ether	ND	ug/L	0.50	0.31	1		07/10/21 02:12	108-20-3	
Ethylbenzene	ND	ug/L	0.50	0.30	1		07/10/21 02:12	100-41-4	
Hexachloro-1,3-butadiene	ND	ug/L	2.0	1.5	1		07/10/21 02:12	87-68-3	
Isopropylbenzene (Cumene)	ND	ug/L	0.50	0.33	1		07/10/21 02:12	98-82-8	
Methylene Chloride	ND	ug/L	2.0	2.0	1		07/10/21 02:12	75-09-2	
Methyl-tert-butyl ether	ND	ug/L	0.50	0.42	1		07/10/21 02:12	1634-04-4	
Naphthalene	ND	ug/L	2.0	0.64	1		07/10/21 02:12	91-20-3	
n-Propylbenzene	ND	ug/L	0.50	0.34	1		07/10/21 02:12	103-65-1	
Styrene	ND	ug/L	0.50	0.29	1		07/10/21 02:12	100-42-5	
1,1,1,2-Tetrachloroethane	ND	ug/L	0.50	0.31	1		07/10/21 02:12	630-20-6	
1,1,2,2-Tetrachloroethane	ND	ug/L	0.50	0.22	1		07/10/21 02:12	79-34-5	
Tetrachloroethene	ND	ug/L	0.50	0.29	1		07/10/21 02:12	127-18-4	
Toluene	ND	ug/L	0.50	0.48	1		07/10/21 02:12	108-88-3	
1,2,3-Trichlorobenzene	ND	ug/L	2.0	0.81	1		07/10/21 02:12	87-61-6	
1,2,4-Trichlorobenzene	ND	ug/L	2.0	0.64	1		07/10/21 02:12	120-82-1	
1,1,1-Trichloroethane	ND	ug/L	0.50	0.33	1		07/10/21 02:12	71-55-6	
1,1,2-Trichloroethane	ND	ug/L	0.50	0.32	1		07/10/21 02:12	79-00-5	
Trichloroethene	ND	ug/L	0.50	0.38	1		07/10/21 02:12	79-01-6	
Trichlorofluoromethane	ND	ug/L	1.0	0.30	1		07/10/21 02:12	75-69-4	
1,2,3-Trichloropropane	ND	ug/L	0.50	0.26	1		07/10/21 02:12	96-18-4	
1,2,4-Trimethylbenzene	ND	ug/L	0.50	0.50	1		07/10/21 02:12	95-63-6	
1,3,5-Trimethylbenzene	ND	ug/L	0.50	0.33	1		07/10/21 02:12	108-67-8	
Vinyl chloride	ND	ug/L	1.0	0.39	1		07/10/21 02:12	75-01-4	
m&p-Xylene	ND	ug/L	1.0	0.71	1		07/10/21 02:12	179601-23-1	
o-Xylene	ND	ug/L	0.50	0.34	1		07/10/21 02:12	95-47-6	
Surrogates									
1,2-Dichloroethane-d4 (S)	102	%	70-130		1		07/10/21 02:12	17060-07-0	
4-Bromofluorobenzene (S)	96	%	70-130		1		07/10/21 02:12	460-00-4	
Toluene-d8 (S)	101	%	70-130		1		07/10/21 02:12	2037-26-5	

REPORT OF LABORATORY ANALYSIS

This report shall not be reproduced, except in full,
without the written consent of Pace Analytical Services, LLC.

Pace Analytical Services, LLC
9800 Kincey Ave. Suite 100
Huntersville, NC 28078
(704)875-9092

ANALYTICAL RESULTS

Project: CPC Huntersville (7/8/21)
Pace Project No.: 92548527

Sample: MW-43 **Lab ID: 92548527010** Collected: 07/08/21 11:37 Received: 07/08/21 17:54 Matrix: Water

Parameters	Results	Units	Report Limit	MDL	DF	Prepared	Analyzed	CAS No.	Qual
VPH NC Water	Analytical Method: MADEP VPH Pace Analytical Services - Charlotte								
Total VPH (C5-C12)	ND	ug/L	50.0	50.0	1		07/13/21 02:50		N2
Aliphatic (C05-C08)	ND	ug/L	50.0	50.0	1		07/13/21 02:50		N2
Aliphatic(C09-C12) Adjusted	ND	ug/L	50.0	50.0	1		07/13/21 02:50		N2
Aromatic (C09-C10)	ND	ug/L	50.0	50.0	1		07/13/21 02:50		N2
Surrogates									
4-Bromofluorobenzene (FID) (S)	94	%	70-130		1		07/13/21 02:50	460-00-4	
4-Bromofluorobenzene (PID) (S)	88	%	70-130		1		07/13/21 02:50	460-00-4	
6010 MET ICP	Analytical Method: EPA 6010D Preparation Method: EPA 3010A Pace Analytical Services - Asheville								
Lead	ND	ug/L	5.0	4.5	1	07/11/21 17:40	07/12/21 18:38	7439-92-1	
6200B MSV	Analytical Method: SM 6200B Pace Analytical Services - Charlotte								
Benzene	ND	ug/L	0.50	0.34	1		07/10/21 02:30	71-43-2	
Bromobenzene	ND	ug/L	0.50	0.29	1		07/10/21 02:30	108-86-1	
Bromochloromethane	ND	ug/L	0.50	0.47	1		07/10/21 02:30	74-97-5	
Bromodichloromethane	ND	ug/L	0.50	0.31	1		07/10/21 02:30	75-27-4	
Bromoform	ND	ug/L	0.50	0.34	1		07/10/21 02:30	75-25-2	
Bromomethane	ND	ug/L	5.0	1.7	1		07/10/21 02:30	74-83-9	
n-Butylbenzene	ND	ug/L	0.50	0.49	1		07/10/21 02:30	104-51-8	
sec-Butylbenzene	ND	ug/L	0.50	0.40	1		07/10/21 02:30	135-98-8	
tert-Butylbenzene	ND	ug/L	0.50	0.32	1		07/10/21 02:30	98-06-6	
Carbon tetrachloride	ND	ug/L	0.50	0.33	1		07/10/21 02:30	56-23-5	
Chlorobenzene	ND	ug/L	0.50	0.28	1		07/10/21 02:30	108-90-7	
Chloroethane	ND	ug/L	1.0	0.65	1		07/10/21 02:30	75-00-3	
Chloroform	ND	ug/L	0.50	0.35	1		07/10/21 02:30	67-66-3	
Chloromethane	ND	ug/L	1.0	0.54	1		07/10/21 02:30	74-87-3	
2-Chlorotoluene	ND	ug/L	0.50	0.32	1		07/10/21 02:30	95-49-8	
4-Chlorotoluene	ND	ug/L	0.50	0.32	1		07/10/21 02:30	106-43-4	
1,2-Dibromo-3-chloropropane	ND	ug/L	1.0	0.34	1		07/10/21 02:30	96-12-8	
Dibromochloromethane	ND	ug/L	0.50	0.36	1		07/10/21 02:30	124-48-1	
1,2-Dibromoethane (EDB)	ND	ug/L	0.50	0.27	1		07/10/21 02:30	106-93-4	
Dibromomethane	ND	ug/L	0.50	0.39	1		07/10/21 02:30	74-95-3	
1,2-Dichlorobenzene	ND	ug/L	0.50	0.34	1		07/10/21 02:30	95-50-1	
1,3-Dichlorobenzene	ND	ug/L	0.50	0.34	1		07/10/21 02:30	541-73-1	
1,4-Dichlorobenzene	ND	ug/L	0.50	0.33	1		07/10/21 02:30	106-46-7	
Dichlorodifluoromethane	ND	ug/L	0.50	0.35	1		07/10/21 02:30	75-71-8	
1,1-Dichloroethane	ND	ug/L	0.50	0.37	1		07/10/21 02:30	75-34-3	
1,2-Dichloroethane	ND	ug/L	0.50	0.32	1		07/10/21 02:30	107-06-2	
1,1-Dichloroethene	ND	ug/L	0.50	0.35	1		07/10/21 02:30	75-35-4	
cis-1,2-Dichloroethene	ND	ug/L	0.50	0.38	1		07/10/21 02:30	156-59-2	
trans-1,2-Dichloroethene	ND	ug/L	0.50	0.40	1		07/10/21 02:30	156-60-5	
1,2-Dichloropropane	ND	ug/L	0.50	0.36	1		07/10/21 02:30	78-87-5	
1,3-Dichloropropane	ND	ug/L	0.50	0.28	1		07/10/21 02:30	142-28-9	

REPORT OF LABORATORY ANALYSIS

This report shall not be reproduced, except in full,
without the written consent of Pace Analytical Services, LLC.

Pace Analytical Services, LLC
9800 Kincey Ave. Suite 100
Huntersville, NC 28078
(704)875-9092

ANALYTICAL RESULTS

Project: CPC Huntersville (7/8/21)
Pace Project No.: 92548527

Sample: MW-43 **Lab ID: 92548527010** Collected: 07/08/21 11:37 Received: 07/08/21 17:54 Matrix: Water

Parameters	Results	Units	Report Limit	MDL	DF	Prepared	Analyzed	CAS No.	Qual
6200B MSV	Analytical Method: SM 6200B Pace Analytical Services - Charlotte								
2,2-Dichloropropane	ND	ug/L	0.50	0.39	1		07/10/21 02:30	594-20-7	
1,1-Dichloropropene	ND	ug/L	0.50	0.43	1		07/10/21 02:30	563-58-6	
cis-1,3-Dichloropropene	ND	ug/L	0.50	0.36	1		07/10/21 02:30	10061-01-5	
trans-1,3-Dichloropropene	ND	ug/L	0.50	0.36	1		07/10/21 02:30	10061-02-6	
Diisopropyl ether	ND	ug/L	0.50	0.31	1		07/10/21 02:30	108-20-3	
Ethylbenzene	ND	ug/L	0.50	0.30	1		07/10/21 02:30	100-41-4	
Hexachloro-1,3-butadiene	ND	ug/L	2.0	1.5	1		07/10/21 02:30	87-68-3	
Isopropylbenzene (Cumene)	ND	ug/L	0.50	0.33	1		07/10/21 02:30	98-82-8	
Methylene Chloride	ND	ug/L	2.0	2.0	1		07/10/21 02:30	75-09-2	
Methyl-tert-butyl ether	ND	ug/L	0.50	0.42	1		07/10/21 02:30	1634-04-4	
Naphthalene	ND	ug/L	2.0	0.64	1		07/10/21 02:30	91-20-3	
n-Propylbenzene	ND	ug/L	0.50	0.34	1		07/10/21 02:30	103-65-1	
Styrene	ND	ug/L	0.50	0.29	1		07/10/21 02:30	100-42-5	
1,1,1,2-Tetrachloroethane	ND	ug/L	0.50	0.31	1		07/10/21 02:30	630-20-6	
1,1,2,2-Tetrachloroethane	ND	ug/L	0.50	0.22	1		07/10/21 02:30	79-34-5	
Tetrachloroethene	ND	ug/L	0.50	0.29	1		07/10/21 02:30	127-18-4	
Toluene	ND	ug/L	0.50	0.48	1		07/10/21 02:30	108-88-3	
1,2,3-Trichlorobenzene	ND	ug/L	2.0	0.81	1		07/10/21 02:30	87-61-6	
1,2,4-Trichlorobenzene	ND	ug/L	2.0	0.64	1		07/10/21 02:30	120-82-1	
1,1,1-Trichloroethane	ND	ug/L	0.50	0.33	1		07/10/21 02:30	71-55-6	
1,1,2-Trichloroethane	ND	ug/L	0.50	0.32	1		07/10/21 02:30	79-00-5	
Trichloroethene	ND	ug/L	0.50	0.38	1		07/10/21 02:30	79-01-6	
Trichlorofluoromethane	**0.46J**	ug/L	1.0	0.30	1		07/10/21 02:30	75-69-4	
1,2,3-Trichloropropane	ND	ug/L	0.50	0.26	1		07/10/21 02:30	96-18-4	
1,2,4-Trimethylbenzene	ND	ug/L	0.50	0.50	1		07/10/21 02:30	95-63-6	
1,3,5-Trimethylbenzene	ND	ug/L	0.50	0.33	1		07/10/21 02:30	108-67-8	
Vinyl chloride	ND	ug/L	1.0	0.39	1		07/10/21 02:30	75-01-4	
m&p-Xylene	ND	ug/L	1.0	0.71	1		07/10/21 02:30	179601-23-1	
o-Xylene	ND	ug/L	0.50	0.34	1		07/10/21 02:30	95-47-6	
Surrogates									
1,2-Dichloroethane-d4 (S)	102	%	70-130		1		07/10/21 02:30	17060-07-0	
4-Bromofluorobenzene (S)	97	%	70-130		1		07/10/21 02:30	460-00-4	
Toluene-d8 (S)	98	%	70-130		1		07/10/21 02:30	2037-26-5	

REPORT OF LABORATORY ANALYSIS

This report shall not be reproduced, except in full,
without the written consent of Pace Analytical Services, LLC.

Pace Analytical Services, LLC
9800 Kincey Ave. Suite 100
Huntersville, NC 28078
(704)875-9092

ANALYTICAL RESULTS

Project: CPC Huntersville (7/8/21)
Pace Project No.: 92548527

Sample: MW-53 **Lab ID: 92548527011** Collected: 07/08/21 16:10 Received: 07/08/21 17:54 Matrix: Water

Parameters	Results	Units	Report Limit	MDL	DF	Prepared	Analyzed	CAS No.	Qual
VPH NC Water	Analytical Method: MADEP VPH Pace Analytical Services - Charlotte								
Total VPH (C5-C12)	ND	ug/L	50.0	50.0	1		07/13/21 03:18		N2
Aliphatic (C05-C08)	ND	ug/L	50.0	50.0	1		07/13/21 03:18		N2
Aliphatic(C09-C12) Adjusted	ND	ug/L	50.0	50.0	1		07/13/21 03:18		N2
Aromatic (C09-C10)	ND	ug/L	50.0	50.0	1		07/13/21 03:18		N2
Surrogates									
4-Bromofluorobenzene (FID) (S)	94	%	70-130		1		07/13/21 03:18	460-00-4	
4-Bromofluorobenzene (PID) (S)	90	%	70-130		1		07/13/21 03:18	460-00-4	
6010 MET ICP	Analytical Method: EPA 6010D Preparation Method: EPA 3010A Pace Analytical Services - Asheville								
Lead	ND	ug/L	5.0	4.5	1	07/11/21 17:40	07/12/21 18:54	7439-92-1	
6200B MSV	Analytical Method: SM 6200B Pace Analytical Services - Charlotte								
Benzene	ND	ug/L	0.50	0.34	1		07/10/21 02:49	71-43-2	
Bromobenzene	ND	ug/L	0.50	0.29	1		07/10/21 02:49	108-86-1	
Bromochloromethane	ND	ug/L	0.50	0.47	1		07/10/21 02:49	74-97-5	
Bromodichloromethane	ND	ug/L	0.50	0.31	1		07/10/21 02:49	75-27-4	
Bromoform	ND	ug/L	0.50	0.34	1		07/10/21 02:49	75-25-2	
Bromomethane	ND	ug/L	5.0	1.7	1		07/10/21 02:49	74-83-9	
n-Butylbenzene	ND	ug/L	0.50	0.49	1		07/10/21 02:49	104-51-8	
sec-Butylbenzene	ND	ug/L	0.50	0.40	1		07/10/21 02:49	135-98-8	
tert-Butylbenzene	ND	ug/L	0.50	0.32	1		07/10/21 02:49	98-06-6	
Carbon tetrachloride	ND	ug/L	0.50	0.33	1		07/10/21 02:49	56-23-5	
Chlorobenzene	ND	ug/L	0.50	0.28	1		07/10/21 02:49	108-90-7	
Chloroethane	ND	ug/L	1.0	0.65	1		07/10/21 02:49	75-00-3	
Chloroform	ND	ug/L	0.50	0.35	1		07/10/21 02:49	67-66-3	
Chloromethane	ND	ug/L	1.0	0.54	1		07/10/21 02:49	74-87-3	
2-Chlorotoluene	ND	ug/L	0.50	0.32	1		07/10/21 02:49	95-49-8	
4-Chlorotoluene	ND	ug/L	0.50	0.32	1		07/10/21 02:49	106-43-4	
1,2-Dibromo-3-chloropropane	ND	ug/L	1.0	0.34	1		07/10/21 02:49	96-12-8	
Dibromochloromethane	ND	ug/L	0.50	0.36	1		07/10/21 02:49	124-48-1	
1,2-Dibromoethane (EDB)	ND	ug/L	0.50	0.27	1		07/10/21 02:49	106-93-4	
Dibromomethane	ND	ug/L	0.50	0.39	1		07/10/21 02:49	74-95-3	
1,2-Dichlorobenzene	ND	ug/L	0.50	0.34	1		07/10/21 02:49	95-50-1	
1,3-Dichlorobenzene	ND	ug/L	0.50	0.34	1		07/10/21 02:49	541-73-1	
1,4-Dichlorobenzene	ND	ug/L	0.50	0.33	1		07/10/21 02:49	106-46-7	
Dichlorodifluoromethane	ND	ug/L	0.50	0.35	1		07/10/21 02:49	75-71-8	
1,1-Dichloroethane	ND	ug/L	0.50	0.37	1		07/10/21 02:49	75-34-3	
1,2-Dichloroethane	ND	ug/L	0.50	0.32	1		07/10/21 02:49	107-06-2	
1,1-Dichloroethene	ND	ug/L	0.50	0.35	1		07/10/21 02:49	75-35-4	
cis-1,2-Dichloroethene	ND	ug/L	0.50	0.38	1		07/10/21 02:49	156-59-2	
trans-1,2-Dichloroethene	ND	ug/L	0.50	0.40	1		07/10/21 02:49	156-60-5	
1,2-Dichloropropane	ND	ug/L	0.50	0.36	1		07/10/21 02:49	78-87-5	
1,3-Dichloropropane	ND	ug/L	0.50	0.28	1		07/10/21 02:49	142-28-9	

REPORT OF LABORATORY ANALYSIS

This report shall not be reproduced, except in full,
without the written consent of Pace Analytical Services, LLC.

Pace Analytical Services, LLC
9800 Kincey Ave. Suite 100
Huntersville, NC 28078
(704)875-9092

ANALYTICAL RESULTS

Project: CPC Huntersville (7/8/21)
Pace Project No.: 92548527

Sample: MW-53 **Lab ID: 92548527011** Collected: 07/08/21 16:10 Received: 07/08/21 17:54 Matrix: Water

Parameters	Results	Units	Report Limit	MDL	DF	Prepared	Analyzed	CAS No.	Qual
6200B MSV	Analytical Method: SM 6200B Pace Analytical Services - Charlotte								
2,2-Dichloropropane	ND	ug/L	0.50	0.39	1		07/10/21 02:49	594-20-7	
1,1-Dichloropropene	ND	ug/L	0.50	0.43	1		07/10/21 02:49	563-58-6	
cis-1,3-Dichloropropene	ND	ug/L	0.50	0.36	1		07/10/21 02:49	10061-01-5	
trans-1,3-Dichloropropene	ND	ug/L	0.50	0.36	1		07/10/21 02:49	10061-02-6	
Diisopropyl ether	ND	ug/L	0.50	0.31	1		07/10/21 02:49	108-20-3	
Ethylbenzene	ND	ug/L	0.50	0.30	1		07/10/21 02:49	100-41-4	
Hexachloro-1,3-butadiene	ND	ug/L	2.0	1.5	1		07/10/21 02:49	87-68-3	
Isopropylbenzene (Cumene)	ND	ug/L	0.50	0.33	1		07/10/21 02:49	98-82-8	
Methylene Chloride	ND	ug/L	2.0	2.0	1		07/10/21 02:49	75-09-2	
Methyl-tert-butyl ether	ND	ug/L	0.50	0.42	1		07/10/21 02:49	1634-04-4	
Naphthalene	ND	ug/L	2.0	0.64	1		07/10/21 02:49	91-20-3	
n-Propylbenzene	ND	ug/L	0.50	0.34	1		07/10/21 02:49	103-65-1	
Styrene	ND	ug/L	0.50	0.29	1		07/10/21 02:49	100-42-5	
1,1,1,2-Tetrachloroethane	ND	ug/L	0.50	0.31	1		07/10/21 02:49	630-20-6	
1,1,2,2-Tetrachloroethane	ND	ug/L	0.50	0.22	1		07/10/21 02:49	79-34-5	
Tetrachloroethene	ND	ug/L	0.50	0.29	1		07/10/21 02:49	127-18-4	
Toluene	ND	ug/L	0.50	0.48	1		07/10/21 02:49	108-88-3	
1,2,3-Trichlorobenzene	ND	ug/L	2.0	0.81	1		07/10/21 02:49	87-61-6	
1,2,4-Trichlorobenzene	ND	ug/L	2.0	0.64	1		07/10/21 02:49	120-82-1	
1,1,1-Trichloroethane	ND	ug/L	0.50	0.33	1		07/10/21 02:49	71-55-6	
1,1,2-Trichloroethane	ND	ug/L	0.50	0.32	1		07/10/21 02:49	79-00-5	
Trichloroethene	ND	ug/L	0.50	0.38	1		07/10/21 02:49	79-01-6	
Trichlorofluoromethane	ND	ug/L	1.0	0.30	1		07/10/21 02:49	75-69-4	
1,2,3-Trichloropropane	ND	ug/L	0.50	0.26	1		07/10/21 02:49	96-18-4	
1,2,4-Trimethylbenzene	ND	ug/L	0.50	0.50	1		07/10/21 02:49	95-63-6	
1,3,5-Trimethylbenzene	ND	ug/L	0.50	0.33	1		07/10/21 02:49	108-67-8	
Vinyl chloride	ND	ug/L	1.0	0.39	1		07/10/21 02:49	75-01-4	
m&p-Xylene	ND	ug/L	1.0	0.71	1		07/10/21 02:49	179601-23-1	
o-Xylene	ND	ug/L	0.50	0.34	1		07/10/21 02:49	95-47-6	
Surrogates									
1,2-Dichloroethane-d4 (S)	102	%	70-130		1		07/10/21 02:49	17060-07-0	
4-Bromofluorobenzene (S)	96	%	70-130		1		07/10/21 02:49	460-00-4	
Toluene-d8 (S)	99	%	70-130		1		07/10/21 02:49	2037-26-5	

REPORT OF LABORATORY ANALYSIS

This report shall not be reproduced, except in full,
without the written consent of Pace Analytical Services, LLC.

Pace Analytical Services, LLC
9800 Kincey Ave. Suite 100
Huntersville, NC 28078
(704)875-9092

ANALYTICAL RESULTS

Project: CPC Huntersville (7/8/21)
Pace Project No.: 92548527

Sample: MW-57 **Lab ID: 92548527012** Collected: 07/08/21 12:35 Received: 07/08/21 17:54 Matrix: Water

Parameters	Results	Units	Report Limit	MDL	DF	Prepared	Analyzed	CAS No.	Qual
VPH NC Water	Analytical Method: MADEP VPH Pace Analytical Services - Charlotte								
Total VPH (C5-C12)	ND	ug/L	50.0	50.0	1		07/13/21 03:47		N2
Aliphatic (C05-C08)	ND	ug/L	50.0	50.0	1		07/13/21 03:47		N2
Aliphatic(C09-C12) Adjusted	ND	ug/L	50.0	50.0	1		07/13/21 03:47		N2
Aromatic (C09-C10)	ND	ug/L	50.0	50.0	1		07/13/21 03:47		N2
Surrogates									
4-Bromofluorobenzene (FID) (S)	96	%	70-130		1		07/13/21 03:47	460-00-4	
4-Bromofluorobenzene (PID) (S)	91	%	70-130		1		07/13/21 03:47	460-00-4	
6010 MET ICP	Analytical Method: EPA 6010D Preparation Method: EPA 3010A Pace Analytical Services - Asheville								
Lead	ND	ug/L	5.0	4.5	1	07/11/21 17:40	07/12/21 18:57	7439-92-1	
6200B MSV	Analytical Method: SM 6200B Pace Analytical Services - Charlotte								
Benzene	ND	ug/L	0.50	0.34	1		07/10/21 00:24	71-43-2	
Bromobenzene	ND	ug/L	0.50	0.29	1		07/10/21 00:24	108-86-1	
Bromochloromethane	ND	ug/L	0.50	0.47	1		07/10/21 00:24	74-97-5	
Bromodichloromethane	ND	ug/L	0.50	0.31	1		07/10/21 00:24	75-27-4	
Bromoform	ND	ug/L	0.50	0.34	1		07/10/21 00:24	75-25-2	
Bromomethane	ND	ug/L	5.0	1.7	1		07/10/21 00:24	74-83-9	
n-Butylbenzene	ND	ug/L	0.50	0.49	1		07/10/21 00:24	104-51-8	
sec-Butylbenzene	ND	ug/L	0.50	0.40	1		07/10/21 00:24	135-98-8	
tert-Butylbenzene	ND	ug/L	0.50	0.32	1		07/10/21 00:24	98-06-6	
Carbon tetrachloride	ND	ug/L	0.50	0.33	1		07/10/21 00:24	56-23-5	
Chlorobenzene	ND	ug/L	0.50	0.28	1		07/10/21 00:24	108-90-7	
Chloroethane	ND	ug/L	1.0	0.65	1		07/10/21 00:24	75-00-3	
Chloroform	ND	ug/L	0.50	0.35	1		07/10/21 00:24	67-66-3	
Chloromethane	ND	ug/L	1.0	0.54	1		07/10/21 00:24	74-87-3	
2-Chlorotoluene	ND	ug/L	0.50	0.32	1		07/10/21 00:24	95-49-8	
4-Chlorotoluene	ND	ug/L	0.50	0.32	1		07/10/21 00:24	106-43-4	
1,2-Dibromo-3-chloropropane	ND	ug/L	1.0	0.34	1		07/10/21 00:24	96-12-8	
Dibromochloromethane	ND	ug/L	0.50	0.36	1		07/10/21 00:24	124-48-1	
1,2-Dibromoethane (EDB)	ND	ug/L	0.50	0.27	1		07/10/21 00:24	106-93-4	
Dibromomethane	ND	ug/L	0.50	0.39	1		07/10/21 00:24	74-95-3	
1,2-Dichlorobenzene	ND	ug/L	0.50	0.34	1		07/10/21 00:24	95-50-1	
1,3-Dichlorobenzene	ND	ug/L	0.50	0.34	1		07/10/21 00:24	541-73-1	
1,4-Dichlorobenzene	ND	ug/L	0.50	0.33	1		07/10/21 00:24	106-46-7	
Dichlorodifluoromethane	ND	ug/L	0.50	0.35	1		07/10/21 00:24	75-71-8	
1,1-Dichloroethane	ND	ug/L	0.50	0.37	1		07/10/21 00:24	75-34-3	
1,2-Dichloroethane	ND	ug/L	0.50	0.32	1		07/10/21 00:24	107-06-2	
1,1-Dichloroethene	ND	ug/L	0.50	0.35	1		07/10/21 00:24	75-35-4	
cis-1,2-Dichloroethene	ND	ug/L	0.50	0.38	1		07/10/21 00:24	156-59-2	
trans-1,2-Dichloroethene	ND	ug/L	0.50	0.40	1		07/10/21 00:24	156-60-5	
1,2-Dichloropropane	ND	ug/L	0.50	0.36	1		07/10/21 00:24	78-87-5	
1,3-Dichloropropane	ND	ug/L	0.50	0.28	1		07/10/21 00:24	142-28-9	

REPORT OF LABORATORY ANALYSIS

This report shall not be reproduced, except in full,
without the written consent of Pace Analytical Services, LLC.

Pace Analytical Services, LLC
9800 Kincey Ave. Suite 100
Huntersville, NC 28078
(704)875-9092

ANALYTICAL RESULTS

Project: CPC Huntersville (7/8/21)
Pace Project No.: 92548527

Sample: MW-57 **Lab ID: 92548527012** Collected: 07/08/21 12:35 Received: 07/08/21 17:54 Matrix: Water

Parameters	Results	Units	Report Limit	MDL	DF	Prepared	Analyzed	CAS No.	Qual
6200B MSV	Analytical Method: SM 6200B Pace Analytical Services - Charlotte								
2,2-Dichloropropane	ND	ug/L	0.50	0.39	1		07/10/21 00:24	594-20-7	
1,1-Dichloropropene	ND	ug/L	0.50	0.43	1		07/10/21 00:24	563-58-6	
cis-1,3-Dichloropropene	ND	ug/L	0.50	0.36	1		07/10/21 00:24	10061-01-5	
trans-1,3-Dichloropropene	ND	ug/L	0.50	0.36	1		07/10/21 00:24	10061-02-6	
Diisopropyl ether	ND	ug/L	0.50	0.31	1		07/10/21 00:24	108-20-3	
Ethylbenzene	ND	ug/L	0.50	0.30	1		07/10/21 00:24	100-41-4	
Hexachloro-1,3-butadiene	ND	ug/L	2.0	1.5	1		07/10/21 00:24	87-68-3	
Isopropylbenzene (Cumene)	ND	ug/L	0.50	0.33	1		07/10/21 00:24	98-82-8	
Methylene Chloride	ND	ug/L	2.0	2.0	1		07/10/21 00:24	75-09-2	
Methyl-tert-butyl ether	ND	ug/L	0.50	0.42	1		07/10/21 00:24	1634-04-4	
Naphthalene	ND	ug/L	2.0	0.64	1		07/10/21 00:24	91-20-3	
n-Propylbenzene	ND	ug/L	0.50	0.34	1		07/10/21 00:24	103-65-1	
Styrene	ND	ug/L	0.50	0.29	1		07/10/21 00:24	100-42-5	
1,1,1,2-Tetrachloroethane	ND	ug/L	0.50	0.31	1		07/10/21 00:24	630-20-6	
1,1,2,2-Tetrachloroethane	ND	ug/L	0.50	0.22	1		07/10/21 00:24	79-34-5	
Tetrachloroethene	ND	ug/L	0.50	0.29	1		07/10/21 00:24	127-18-4	
Toluene	ND	ug/L	0.50	0.48	1		07/10/21 00:24	108-88-3	
1,2,3-Trichlorobenzene	ND	ug/L	2.0	0.81	1		07/10/21 00:24	87-61-6	
1,2,4-Trichlorobenzene	ND	ug/L	2.0	0.64	1		07/10/21 00:24	120-82-1	
1,1,1-Trichloroethane	ND	ug/L	0.50	0.33	1		07/10/21 00:24	71-55-6	
1,1,2-Trichloroethane	ND	ug/L	0.50	0.32	1		07/10/21 00:24	79-00-5	
Trichloroethene	ND	ug/L	0.50	0.38	1		07/10/21 00:24	79-01-6	
Trichlorofluoromethane	ND	ug/L	1.0	0.30	1		07/10/21 00:24	75-69-4	
1,2,3-Trichloropropane	ND	ug/L	0.50	0.26	1		07/10/21 00:24	96-18-4	
1,2,4-Trimethylbenzene	ND	ug/L	0.50	0.50	1		07/10/21 00:24	95-63-6	
1,3,5-Trimethylbenzene	ND	ug/L	0.50	0.33	1		07/10/21 00:24	108-67-8	
Vinyl chloride	ND	ug/L	1.0	0.39	1		07/10/21 00:24	75-01-4	
m&p-Xylene	ND	ug/L	1.0	0.71	1		07/10/21 00:24	179601-23-1	
o-Xylene	ND	ug/L	0.50	0.34	1		07/10/21 00:24	95-47-6	
Surrogates									
1,2-Dichloroethane-d4 (S)	103	%	70-130		1		07/10/21 00:24	17060-07-0	
4-Bromofluorobenzene (S)	96	%	70-130		1		07/10/21 00:24	460-00-4	
Toluene-d8 (S)	98	%	70-130		1		07/10/21 00:24	2037-26-5	

REPORT OF LABORATORY ANALYSIS

This report shall not be reproduced, except in full,
without the written consent of Pace Analytical Services, LLC.

Pace Analytical Services, LLC
9800 Kincey Ave. Suite 100
Huntersville, NC 28078
(704)875-9092

ANALYTICAL RESULTS

Project: CPC Huntersville (7/8/21)
Pace Project No.: 92548527

Sample: MW-57D **Lab ID: 92548527013** Collected: 07/08/21 15:05 Received: 07/08/21 17:54 Matrix: Water

Parameters	Results	Units	Report Limit	MDL	DF	Prepared	Analyzed	CAS No.	Qual
VPH NC Water	Analytical Method: MADEP VPH Pace Analytical Services - Charlotte								
Total VPH (C5-C12)	ND	ug/L	50.0	50.0	1		07/13/21 04:15		N2
Aliphatic (C05-C08)	ND	ug/L	50.0	50.0	1		07/13/21 04:15		N2
Aliphatic(C09-C12) Adjusted	ND	ug/L	50.0	50.0	1		07/13/21 04:15		N2
Aromatic (C09-C10)	ND	ug/L	50.0	50.0	1		07/13/21 04:15		N2
Surrogates									
4-Bromofluorobenzene (FID) (S)	93	%	70-130		1		07/13/21 04:15	460-00-4	
4-Bromofluorobenzene (PID) (S)	88	%	70-130		1		07/13/21 04:15	460-00-4	
6010 MET ICP	Analytical Method: EPA 6010D Preparation Method: EPA 3010A Pace Analytical Services - Asheville								
Lead	ND	ug/L	5.0	4.5	1	07/11/21 17:40	07/12/21 19:00	7439-92-1	
6200B MSV	Analytical Method: SM 6200B Pace Analytical Services - Charlotte								
Benzene	ND	ug/L	0.50	0.34	1		07/10/21 03:07	71-43-2	
Bromobenzene	ND	ug/L	0.50	0.29	1		07/10/21 03:07	108-86-1	
Bromochloromethane	ND	ug/L	0.50	0.47	1		07/10/21 03:07	74-97-5	
Bromodichloromethane	ND	ug/L	0.50	0.31	1		07/10/21 03:07	75-27-4	
Bromoform	ND	ug/L	0.50	0.34	1		07/10/21 03:07	75-25-2	
Bromomethane	ND	ug/L	5.0	1.7	1		07/10/21 03:07	74-83-9	
n-Butylbenzene	ND	ug/L	0.50	0.49	1		07/10/21 03:07	104-51-8	
sec-Butylbenzene	ND	ug/L	0.50	0.40	1		07/10/21 03:07	135-98-8	
tert-Butylbenzene	ND	ug/L	0.50	0.32	1		07/10/21 03:07	98-06-6	
Carbon tetrachloride	ND	ug/L	0.50	0.33	1		07/10/21 03:07	56-23-5	
Chlorobenzene	ND	ug/L	0.50	0.28	1		07/10/21 03:07	108-90-7	
Chloroethane	ND	ug/L	1.0	0.65	1		07/10/21 03:07	75-00-3	
Chloroform	ND	ug/L	0.50	0.35	1		07/10/21 03:07	67-66-3	
Chloromethane	ND	ug/L	1.0	0.54	1		07/10/21 03:07	74-87-3	
2-Chlorotoluene	ND	ug/L	0.50	0.32	1		07/10/21 03:07	95-49-8	
4-Chlorotoluene	ND	ug/L	0.50	0.32	1		07/10/21 03:07	106-43-4	
1,2-Dibromo-3-chloropropane	ND	ug/L	1.0	0.34	1		07/10/21 03:07	96-12-8	
Dibromochloromethane	ND	ug/L	0.50	0.36	1		07/10/21 03:07	124-48-1	
1,2-Dibromoethane (EDB)	ND	ug/L	0.50	0.27	1		07/10/21 03:07	106-93-4	
Dibromomethane	ND	ug/L	0.50	0.39	1		07/10/21 03:07	74-95-3	
1,2-Dichlorobenzene	ND	ug/L	0.50	0.34	1		07/10/21 03:07	95-50-1	
1,3-Dichlorobenzene	ND	ug/L	0.50	0.34	1		07/10/21 03:07	541-73-1	
1,4-Dichlorobenzene	ND	ug/L	0.50	0.33	1		07/10/21 03:07	106-46-7	
Dichlorodifluoromethane	ND	ug/L	0.50	0.35	1		07/10/21 03:07	75-71-8	
1,1-Dichloroethane	ND	ug/L	0.50	0.37	1		07/10/21 03:07	75-34-3	
1,2-Dichloroethane	ND	ug/L	0.50	0.32	1		07/10/21 03:07	107-06-2	
1,1-Dichloroethene	ND	ug/L	0.50	0.35	1		07/10/21 03:07	75-35-4	
cis-1,2-Dichloroethene	ND	ug/L	0.50	0.38	1		07/10/21 03:07	156-59-2	
trans-1,2-Dichloroethene	ND	ug/L	0.50	0.40	1		07/10/21 03:07	156-60-5	
1,2-Dichloropropane	ND	ug/L	0.50	0.36	1		07/10/21 03:07	78-87-5	
1,3-Dichloropropane	ND	ug/L	0.50	0.28	1		07/10/21 03:07	142-28-9	

REPORT OF LABORATORY ANALYSIS

This report shall not be reproduced, except in full,
without the written consent of Pace Analytical Services, LLC.

Pace Analytical Services, LLC
9800 Kincey Ave. Suite 100
Huntersville, NC 28078
(704)875-9092

ANALYTICAL RESULTS

Project: CPC Huntersville (7/8/21)
Pace Project No.: 92548527

Sample: MW-57D **Lab ID: 92548527013** Collected: 07/08/21 15:05 Received: 07/08/21 17:54 Matrix: Water

Parameters	Results	Units	Report Limit	MDL	DF	Prepared	Analyzed	CAS No.	Qual
6200B MSV	Analytical Method: SM 6200B Pace Analytical Services - Charlotte								
2,2-Dichloropropane	ND	ug/L	0.50	0.39	1		07/10/21 03:07	594-20-7	
1,1-Dichloropropene	ND	ug/L	0.50	0.43	1		07/10/21 03:07	563-58-6	
cis-1,3-Dichloropropene	ND	ug/L	0.50	0.36	1		07/10/21 03:07	10061-01-5	
trans-1,3-Dichloropropene	ND	ug/L	0.50	0.36	1		07/10/21 03:07	10061-02-6	
Diisopropyl ether	ND	ug/L	0.50	0.31	1		07/10/21 03:07	108-20-3	
Ethylbenzene	ND	ug/L	0.50	0.30	1		07/10/21 03:07	100-41-4	
Hexachloro-1,3-butadiene	ND	ug/L	2.0	1.5	1		07/10/21 03:07	87-68-3	
Isopropylbenzene (Cumene)	ND	ug/L	0.50	0.33	1		07/10/21 03:07	98-82-8	
Methylene Chloride	ND	ug/L	2.0	2.0	1		07/10/21 03:07	75-09-2	
Methyl-tert-butyl ether	ND	ug/L	0.50	0.42	1		07/10/21 03:07	1634-04-4	
Naphthalene	ND	ug/L	2.0	0.64	1		07/10/21 03:07	91-20-3	
n-Propylbenzene	ND	ug/L	0.50	0.34	1		07/10/21 03:07	103-65-1	
Styrene	ND	ug/L	0.50	0.29	1		07/10/21 03:07	100-42-5	
1,1,1,2-Tetrachloroethane	ND	ug/L	0.50	0.31	1		07/10/21 03:07	630-20-6	
1,1,2,2-Tetrachloroethane	ND	ug/L	0.50	0.22	1		07/10/21 03:07	79-34-5	
Tetrachloroethene	ND	ug/L	0.50	0.29	1		07/10/21 03:07	127-18-4	
Toluene	ND	ug/L	0.50	0.48	1		07/10/21 03:07	108-88-3	
1,2,3-Trichlorobenzene	ND	ug/L	2.0	0.81	1		07/10/21 03:07	87-61-6	
1,2,4-Trichlorobenzene	ND	ug/L	2.0	0.64	1		07/10/21 03:07	120-82-1	
1,1,1-Trichloroethane	ND	ug/L	0.50	0.33	1		07/10/21 03:07	71-55-6	
1,1,2-Trichloroethane	ND	ug/L	0.50	0.32	1		07/10/21 03:07	79-00-5	
Trichloroethene	ND	ug/L	0.50	0.38	1		07/10/21 03:07	79-01-6	
Trichlorofluoromethane	ND	ug/L	1.0	0.30	1		07/10/21 03:07	75-69-4	
1,2,3-Trichloropropane	ND	ug/L	0.50	0.26	1		07/10/21 03:07	96-18-4	
1,2,4-Trimethylbenzene	ND	ug/L	0.50	0.50	1		07/10/21 03:07	95-63-6	
1,3,5-Trimethylbenzene	ND	ug/L	0.50	0.33	1		07/10/21 03:07	108-67-8	
Vinyl chloride	ND	ug/L	1.0	0.39	1		07/10/21 03:07	75-01-4	
m&p-Xylene	ND	ug/L	1.0	0.71	1		07/10/21 03:07	179601-23-1	
o-Xylene	ND	ug/L	0.50	0.34	1		07/10/21 03:07	95-47-6	
Surrogates									
1,2-Dichloroethane-d4 (S)	105	%	70-130		1		07/10/21 03:07	17060-07-0	
4-Bromofluorobenzene (S)	96	%	70-130		1		07/10/21 03:07	460-00-4	
Toluene-d8 (S)	97	%	70-130		1		07/10/21 03:07	2037-26-5	

REPORT OF LABORATORY ANALYSIS

This report shall not be reproduced, except in full,
without the written consent of Pace Analytical Services, LLC.

Pace Analytical Services, LLC
9800 Kincey Ave. Suite 100
Huntersville, NC 28078
(704)875-9092

ANALYTICAL RESULTS

Project: CPC Huntersville (7/8/21)
Pace Project No.: 92548527

Sample: MW-69 **Lab ID: 92548527014** Collected: 07/08/21 15:04 Received: 07/08/21 17:54 Matrix: Water

Parameters	Results	Units	Report Limit	MDL	DF	Prepared	Analyzed	CAS No.	Qual
VPH NC Water	Analytical Method: MADEP VPH Pace Analytical Services - Charlotte								
Total VPH (C5-C12)	ND	ug/L	50.0	50.0	1		07/13/21 04:44		N2
Aliphatic (C05-C08)	ND	ug/L	50.0	50.0	1		07/13/21 04:44		N2
Aliphatic(C09-C12) Adjusted	ND	ug/L	50.0	50.0	1		07/13/21 04:44		N2
Aromatic (C09-C10)	ND	ug/L	50.0	50.0	1		07/13/21 04:44		N2
Surrogates									
4-Bromofluorobenzene (FID) (S)	95	%	70-130		1		07/13/21 04:44	460-00-4	
4-Bromofluorobenzene (PID) (S)	91	%	70-130		1		07/13/21 04:44	460-00-4	
6010 MET ICP	Analytical Method: EPA 6010D Preparation Method: EPA 3010A Pace Analytical Services - Asheville								
Lead	ND	ug/L	5.0	4.5	1	07/11/21 17:40	07/12/21 19:03	7439-92-1	
6200B MSV	Analytical Method: SM 6200B Pace Analytical Services - Charlotte								
Benzene	ND	ug/L	0.50	0.34	1		07/10/21 03:25	71-43-2	
Bromobenzene	ND	ug/L	0.50	0.29	1		07/10/21 03:25	108-86-1	
Bromochloromethane	ND	ug/L	0.50	0.47	1		07/10/21 03:25	74-97-5	
Bromodichloromethane	**2.7**	ug/L	0.50	0.31	1		07/10/21 03:25	75-27-4	
Bromoform	ND	ug/L	0.50	0.34	1		07/10/21 03:25	75-25-2	
Bromomethane	ND	ug/L	5.0	1.7	1		07/10/21 03:25	74-83-9	
n-Butylbenzene	ND	ug/L	0.50	0.49	1		07/10/21 03:25	104-51-8	
sec-Butylbenzene	ND	ug/L	0.50	0.40	1		07/10/21 03:25	135-98-8	
tert-Butylbenzene	ND	ug/L	0.50	0.32	1		07/10/21 03:25	98-06-6	
Carbon tetrachloride	ND	ug/L	0.50	0.33	1		07/10/21 03:25	56-23-5	
Chlorobenzene	ND	ug/L	0.50	0.28	1		07/10/21 03:25	108-90-7	
Chloroethane	ND	ug/L	1.0	0.65	1		07/10/21 03:25	75-00-3	
Chloroform	**14.7**	ug/L	0.50	0.35	1		07/10/21 03:25	67-66-3	
Chloromethane	ND	ug/L	1.0	0.54	1		07/10/21 03:25	74-87-3	M1
2-Chlorotoluene	ND	ug/L	0.50	0.32	1		07/10/21 03:25	95-49-8	
4-Chlorotoluene	ND	ug/L	0.50	0.32	1		07/10/21 03:25	106-43-4	
1,2-Dibromo-3-chloropropane	ND	ug/L	1.0	0.34	1		07/10/21 03:25	96-12-8	
Dibromochloromethane	**0.66**	ug/L	0.50	0.36	1		07/10/21 03:25	124-48-1	
1,2-Dibromoethane (EDB)	ND	ug/L	0.50	0.27	1		07/10/21 03:25	106-93-4	
Dibromomethane	ND	ug/L	0.50	0.39	1		07/10/21 03:25	74-95-3	
1,2-Dichlorobenzene	ND	ug/L	0.50	0.34	1		07/10/21 03:25	95-50-1	
1,3-Dichlorobenzene	ND	ug/L	0.50	0.34	1		07/10/21 03:25	541-73-1	
1,4-Dichlorobenzene	ND	ug/L	0.50	0.33	1		07/10/21 03:25	106-46-7	
Dichlorodifluoromethane	ND	ug/L	0.50	0.35	1		07/10/21 03:25	75-71-8	M1
1,1-Dichloroethane	ND	ug/L	0.50	0.37	1		07/10/21 03:25	75-34-3	
1,2-Dichloroethane	ND	ug/L	0.50	0.32	1		07/10/21 03:25	107-06-2	
1,1-Dichloroethene	ND	ug/L	0.50	0.35	1		07/10/21 03:25	75-35-4	
cis-1,2-Dichloroethene	ND	ug/L	0.50	0.38	1		07/10/21 03:25	156-59-2	
trans-1,2-Dichloroethene	ND	ug/L	0.50	0.40	1		07/10/21 03:25	156-60-5	
1,2-Dichloropropane	ND	ug/L	0.50	0.36	1		07/10/21 03:25	78-87-5	
1,3-Dichloropropane	ND	ug/L	0.50	0.28	1		07/10/21 03:25	142-28-9	

REPORT OF LABORATORY ANALYSIS

This report shall not be reproduced, except in full,
without the written consent of Pace Analytical Services, LLC.

Pace Analytical Services, LLC
9800 Kincey Ave. Suite 100
Huntersville, NC 28078
(704)875-9092

ANALYTICAL RESULTS

Project: CPC Huntersville (7/8/21)
Pace Project No.: 92548527

Sample: MW-69 **Lab ID: 92548527014** Collected: 07/08/21 15:04 Received: 07/08/21 17:54 Matrix: Water

Parameters	Results	Units	Report Limit	MDL	DF	Prepared	Analyzed	CAS No.	Qual
6200B MSV	Analytical Method: SM 6200B Pace Analytical Services - Charlotte								
2,2-Dichloropropane	ND	ug/L	0.50	0.39	1		07/10/21 03:25	594-20-7	
1,1-Dichloropropene	ND	ug/L	0.50	0.43	1		07/10/21 03:25	563-58-6	
cis-1,3-Dichloropropene	ND	ug/L	0.50	0.36	1		07/10/21 03:25	10061-01-5	
trans-1,3-Dichloropropene	ND	ug/L	0.50	0.36	1		07/10/21 03:25	10061-02-6	
Diisopropyl ether	ND	ug/L	0.50	0.31	1		07/10/21 03:25	108-20-3	
Ethylbenzene	ND	ug/L	0.50	0.30	1		07/10/21 03:25	100-41-4	
Hexachloro-1,3-butadiene	ND	ug/L	2.0	1.5	1		07/10/21 03:25	87-68-3	
Isopropylbenzene (Cumene)	ND	ug/L	0.50	0.33	1		07/10/21 03:25	98-82-8	
Methylene Chloride	ND	ug/L	2.0	2.0	1		07/10/21 03:25	75-09-2	
Methyl-tert-butyl ether	ND	ug/L	0.50	0.42	1		07/10/21 03:25	1634-04-4	
Naphthalene	ND	ug/L	2.0	0.64	1		07/10/21 03:25	91-20-3	
n-Propylbenzene	ND	ug/L	0.50	0.34	1		07/10/21 03:25	103-65-1	
Styrene	ND	ug/L	0.50	0.29	1		07/10/21 03:25	100-42-5	
1,1,1,2-Tetrachloroethane	ND	ug/L	0.50	0.31	1		07/10/21 03:25	630-20-6	
1,1,2,2-Tetrachloroethane	ND	ug/L	0.50	0.22	1		07/10/21 03:25	79-34-5	
Tetrachloroethene	ND	ug/L	0.50	0.29	1		07/10/21 03:25	127-18-4	
Toluene	ND	ug/L	0.50	0.48	1		07/10/21 03:25	108-88-3	
1,2,3-Trichlorobenzene	ND	ug/L	2.0	0.81	1		07/10/21 03:25	87-61-6	
1,2,4-Trichlorobenzene	ND	ug/L	2.0	0.64	1		07/10/21 03:25	120-82-1	
1,1,1-Trichloroethane	ND	ug/L	0.50	0.33	1		07/10/21 03:25	71-55-6	
1,1,2-Trichloroethane	ND	ug/L	0.50	0.32	1		07/10/21 03:25	79-00-5	
Trichloroethene	ND	ug/L	0.50	0.38	1		07/10/21 03:25	79-01-6	
Trichlorofluoromethane	ND	ug/L	1.0	0.30	1		07/10/21 03:25	75-69-4	
1,2,3-Trichloropropane	ND	ug/L	0.50	0.26	1		07/10/21 03:25	96-18-4	
1,2,4-Trimethylbenzene	ND	ug/L	0.50	0.50	1		07/10/21 03:25	95-63-6	
1,3,5-Trimethylbenzene	ND	ug/L	0.50	0.33	1		07/10/21 03:25	108-67-8	
Vinyl chloride	ND	ug/L	1.0	0.39	1		07/10/21 03:25	75-01-4	M1
m&p-Xylene	ND	ug/L	1.0	0.71	1		07/10/21 03:25	179601-23-1	
o-Xylene	ND	ug/L	0.50	0.34	1		07/10/21 03:25	95-47-6	
Surrogates									
1,2-Dichloroethane-d4 (S)	101	%	70-130		1		07/10/21 03:25	17060-07-0	
4-Bromofluorobenzene (S)	96	%	70-130		1		07/10/21 03:25	460-00-4	
Toluene-d8 (S)	99	%	70-130		1		07/10/21 03:25	2037-26-5	

REPORT OF LABORATORY ANALYSIS

This report shall not be reproduced, except in full,
without the written consent of Pace Analytical Services, LLC.

Pace Analytical Services, LLC
9800 Kincey Ave. Suite 100
Huntersville, NC 28078
(704)875-9092

ANALYTICAL RESULTS

Project: CPC Huntersville (7/8/21)
Pace Project No.: 92548527

Sample: MW-71 **Lab ID: 92548527015** Collected: 07/08/21 15:00 Received: 07/08/21 17:54 Matrix: Water

Parameters	Results	Units	Report Limit	MDL	DF	Prepared	Analyzed	CAS No.	Qual
VPH NC Water	Analytical Method: MADEP VPH Pace Analytical Services - Charlotte								
Total VPH (C5-C12)	**4510**	ug/L	100	100	2		07/14/21 23:24		N2
Aliphatic (C05-C08)	**3760**	ug/L	100	100	2		07/14/21 23:24		N2
Aliphatic(C09-C12) Adjusted	**668**	ug/L	100	100	2		07/14/21 23:24		N2
Aromatic (C09-C10)	ND	ug/L	100	100	2		07/14/21 23:24		N2
Surrogates									
4-Bromofluorobenzene (FID) (S)	99	%	70-130		2		07/14/21 23:24	460-00-4	
4-Bromofluorobenzene (PID) (S)	92	%	70-130		2		07/14/21 23:24	460-00-4	
6010 MET ICP	Analytical Method: EPA 6010D Preparation Method: EPA 3010A Pace Analytical Services - Asheville								
Lead	**12.2**	ug/L	5.0	4.5	1	07/11/21 17:40	07/12/21 19:06	7439-92-1	
6200B MSV	Analytical Method: SM 6200B Pace Analytical Services - Charlotte								
Benzene	**248**	ug/L	2.0	1.4	4		07/12/21 16:29	71-43-2	
Bromobenzene	ND	ug/L	2.0	1.2	4		07/12/21 16:29	108-86-1	
Bromochloromethane	ND	ug/L	2.0	1.9	4		07/12/21 16:29	74-97-5	
Bromodichloromethane	ND	ug/L	2.0	1.2	4		07/12/21 16:29	75-27-4	
Bromoform	ND	ug/L	2.0	1.4	4		07/12/21 16:29	75-25-2	
Bromomethane	ND	ug/L	20.0	6.6	4		07/12/21 16:29	74-83-9	
n-Butylbenzene	ND	ug/L	2.0	2.0	4		07/12/21 16:29	104-51-8	
sec-Butylbenzene	ND	ug/L	2.0	1.6	4		07/12/21 16:29	135-98-8	
tert-Butylbenzene	ND	ug/L	2.0	1.3	4		07/12/21 16:29	98-06-6	
Carbon tetrachloride	ND	ug/L	2.0	1.3	4		07/12/21 16:29	56-23-5	
Chlorobenzene	ND	ug/L	2.0	1.1	4		07/12/21 16:29	108-90-7	
Chloroethane	ND	ug/L	4.0	2.6	4		07/12/21 16:29	75-00-3	
Chloroform	**3.7**	ug/L	2.0	1.4	4		07/12/21 16:29	67-66-3	
Chloromethane	ND	ug/L	4.0	2.2	4		07/12/21 16:29	74-87-3	
2-Chlorotoluene	ND	ug/L	2.0	1.3	4		07/12/21 16:29	95-49-8	
4-Chlorotoluene	ND	ug/L	2.0	1.3	4		07/12/21 16:29	106-43-4	
1,2-Dibromo-3-chloropropane	ND	ug/L	4.0	1.4	4		07/12/21 16:29	96-12-8	
Dibromochloromethane	ND	ug/L	2.0	1.4	4		07/12/21 16:29	124-48-1	
1,2-Dibromoethane (EDB)	ND	ug/L	2.0	1.1	4		07/12/21 16:29	106-93-4	
Dibromomethane	ND	ug/L	2.0	1.6	4		07/12/21 16:29	74-95-3	
1,2-Dichlorobenzene	ND	ug/L	2.0	1.4	4		07/12/21 16:29	95-50-1	
1,3-Dichlorobenzene	ND	ug/L	2.0	1.4	4		07/12/21 16:29	541-73-1	
1,4-Dichlorobenzene	ND	ug/L	2.0	1.3	4		07/12/21 16:29	106-46-7	
Dichlorodifluoromethane	ND	ug/L	2.0	1.4	4		07/12/21 16:29	75-71-8	
1,1-Dichloroethane	ND	ug/L	2.0	1.5	4		07/12/21 16:29	75-34-3	
1,2-Dichloroethane	ND	ug/L	2.0	1.3	4		07/12/21 16:29	107-06-2	
1,1-Dichloroethene	ND	ug/L	2.0	1.4	4		07/12/21 16:29	75-35-4	
cis-1,2-Dichloroethene	ND	ug/L	2.0	1.5	4		07/12/21 16:29	156-59-2	
trans-1,2-Dichloroethene	ND	ug/L	2.0	1.6	4		07/12/21 16:29	156-60-5	
1,2-Dichloropropane	ND	ug/L	2.0	1.4	4		07/12/21 16:29	78-87-5	
1,3-Dichloropropane	ND	ug/L	2.0	1.1	4		07/12/21 16:29	142-28-9	

REPORT OF LABORATORY ANALYSIS

This report shall not be reproduced, except in full,
without the written consent of Pace Analytical Services, LLC.

Pace Analytical Services, LLC
9800 Kincey Ave. Suite 100
Huntersville, NC 28078
(704)875-9092

ANALYTICAL RESULTS

Project: CPC Huntersville (7/8/21)
Pace Project No.: 92548527

Sample: MW-71 **Lab ID: 92548527015** Collected: 07/08/21 15:00 Received: 07/08/21 17:54 Matrix: Water

Parameters	Results	Units	Report Limit	MDL	DF	Prepared	Analyzed	CAS No.	Qual
6200B MSV	Analytical Method: SM 6200B Pace Analytical Services - Charlotte								
2,2-Dichloropropane	ND	ug/L	2.0	1.6	4		07/12/21 16:29	594-20-7	
1,1-Dichloropropene	ND	ug/L	2.0	1.7	4		07/12/21 16:29	563-58-6	
cis-1,3-Dichloropropene	ND	ug/L	2.0	1.5	4		07/12/21 16:29	10061-01-5	
trans-1,3-Dichloropropene	ND	ug/L	2.0	1.5	4		07/12/21 16:29	10061-02-6	
Diisopropyl ether	**30.1**	ug/L	2.0	1.2	4		07/12/21 16:29	108-20-3	
Ethylbenzene	**22.4**	ug/L	2.0	1.2	4		07/12/21 16:29	100-41-4	
Hexachloro-1,3-butadiene	ND	ug/L	8.0	6.1	4		07/12/21 16:29	87-68-3	
Isopropylbenzene (Cumene)	ND	ug/L	2.0	1.3	4		07/12/21 16:29	98-82-8	
Methylene Chloride	ND	ug/L	8.0	7.8	4		07/12/21 16:29	75-09-2	
Methyl-tert-butyl ether	ND	ug/L	2.0	1.7	4		07/12/21 16:29	1634-04-4	
Naphthalene	**5.9J**	ug/L	8.0	2.6	4		07/12/21 16:29	91-20-3	
n-Propylbenzene	ND	ug/L	2.0	1.4	4		07/12/21 16:29	103-65-1	
Styrene	ND	ug/L	2.0	1.2	4		07/12/21 16:29	100-42-5	
1,1,1,2-Tetrachloroethane	ND	ug/L	2.0	1.2	4		07/12/21 16:29	630-20-6	
1,1,2,2-Tetrachloroethane	ND	ug/L	2.0	0.90	4		07/12/21 16:29	79-34-5	
Tetrachloroethene	ND	ug/L	2.0	1.2	4		07/12/21 16:29	127-18-4	
Toluene	**480**	ug/L	2.0	1.9	4		07/12/21 16:29	108-88-3	
1,2,3-Trichlorobenzene	ND	ug/L	8.0	3.2	4		07/12/21 16:29	87-61-6	
1,2,4-Trichlorobenzene	ND	ug/L	8.0	2.6	4		07/12/21 16:29	120-82-1	
1,1,1-Trichloroethane	ND	ug/L	2.0	1.3	4		07/12/21 16:29	71-55-6	
1,1,2-Trichloroethane	ND	ug/L	2.0	1.3	4		07/12/21 16:29	79-00-5	
Trichloroethene	ND	ug/L	2.0	1.5	4		07/12/21 16:29	79-01-6	
Trichlorofluoromethane	ND	ug/L	4.0	1.2	4		07/12/21 16:29	75-69-4	
1,2,3-Trichloropropane	ND	ug/L	2.0	1.0	4		07/12/21 16:29	96-18-4	
1,2,4-Trimethylbenzene	**20.6**	ug/L	2.0	2.0	4		07/12/21 16:29	95-63-6	
1,3,5-Trimethylbenzene	**6.3**	ug/L	2.0	1.3	4		07/12/21 16:29	108-67-8	
Vinyl chloride	ND	ug/L	4.0	1.5	4		07/12/21 16:29	75-01-4	
m&p-Xylene	**173**	ug/L	4.0	2.8	4		07/12/21 16:29	179601-23-1	
o-Xylene	**118**	ug/L	2.0	1.4	4		07/12/21 16:29	95-47-6	
Surrogates									
1,2-Dichloroethane-d4 (S)	108	%	70-130		4		07/12/21 16:29	17060-07-0	
4-Bromofluorobenzene (S)	99	%	70-130		4		07/12/21 16:29	460-00-4	
Toluene-d8 (S)	102	%	70-130		4		07/12/21 16:29	2037-26-5	

REPORT OF LABORATORY ANALYSIS

This report shall not be reproduced, except in full,
without the written consent of Pace Analytical Services, LLC.

Pace Analytical Services, LLC
9800 Kincey Ave. Suite 100
Huntersville, NC 28078
(704)875-9092

ANALYTICAL RESULTS

Project: CPC Huntersville (7/8/21)
Pace Project No.: 92548527

Sample: MW-92 **Lab ID: 92548527016** Collected: 07/08/21 13:15 Received: 07/08/21 17:54 Matrix: Water

Parameters	Results	Units	Report Limit	MDL	DF	Prepared	Analyzed	CAS No.	Qual
VPH NC Water	Analytical Method: MADEP VPH Pace Analytical Services - Charlotte								
Total VPH (C5-C12)	ND	ug/L	50.0	50.0	1		07/13/21 05:40		N2
Aliphatic (C05-C08)	ND	ug/L	50.0	50.0	1		07/13/21 05:40		N2
Aliphatic(C09-C12) Adjusted	ND	ug/L	50.0	50.0	1		07/13/21 05:40		N2
Aromatic (C09-C10)	ND	ug/L	50.0	50.0	1		07/13/21 05:40		N2
Surrogates									
4-Bromofluorobenzene (FID) (S)	97	%	70-130		1		07/13/21 05:40	460-00-4	
4-Bromofluorobenzene (PID) (S)	91	%	70-130		1		07/13/21 05:40	460-00-4	
6010 MET ICP	Analytical Method: EPA 6010D Preparation Method: EPA 3010A Pace Analytical Services - Asheville								
Lead	**14.7**	ug/L	5.0	4.5	1	07/11/21 17:40	07/12/21 19:10	7439-92-1	
6200B MSV	Analytical Method: SM 6200B Pace Analytical Services - Charlotte								
Benzene	ND	ug/L	0.50	0.34	1		07/12/21 16:11	71-43-2	
Bromobenzene	ND	ug/L	0.50	0.29	1		07/12/21 16:11	108-86-1	
Bromochloromethane	ND	ug/L	0.50	0.47	1		07/12/21 16:11	74-97-5	
Bromodichloromethane	ND	ug/L	0.50	0.31	1		07/12/21 16:11	75-27-4	
Bromoform	ND	ug/L	0.50	0.34	1		07/12/21 16:11	75-25-2	
Bromomethane	ND	ug/L	5.0	1.7	1		07/12/21 16:11	74-83-9	
n-Butylbenzene	ND	ug/L	0.50	0.49	1		07/12/21 16:11	104-51-8	
sec-Butylbenzene	ND	ug/L	0.50	0.40	1		07/12/21 16:11	135-98-8	
tert-Butylbenzene	ND	ug/L	0.50	0.32	1		07/12/21 16:11	98-06-6	
Carbon tetrachloride	ND	ug/L	0.50	0.33	1		07/12/21 16:11	56-23-5	
Chlorobenzene	ND	ug/L	0.50	0.28	1		07/12/21 16:11	108-90-7	
Chloroethane	ND	ug/L	1.0	0.65	1		07/12/21 16:11	75-00-3	
Chloroform	**0.63**	ug/L	0.50	0.35	1		07/12/21 16:11	67-66-3	
Chloromethane	ND	ug/L	1.0	0.54	1		07/12/21 16:11	74-87-3	
2-Chlorotoluene	ND	ug/L	0.50	0.32	1		07/12/21 16:11	95-49-8	
4-Chlorotoluene	ND	ug/L	0.50	0.32	1		07/12/21 16:11	106-43-4	
1,2-Dibromo-3-chloropropane	ND	ug/L	1.0	0.34	1		07/12/21 16:11	96-12-8	
Dibromochloromethane	ND	ug/L	0.50	0.36	1		07/12/21 16:11	124-48-1	
1,2-Dibromoethane (EDB)	ND	ug/L	0.50	0.27	1		07/12/21 16:11	106-93-4	
Dibromomethane	ND	ug/L	0.50	0.39	1		07/12/21 16:11	74-95-3	
1,2-Dichlorobenzene	ND	ug/L	0.50	0.34	1		07/12/21 16:11	95-50-1	
1,3-Dichlorobenzene	ND	ug/L	0.50	0.34	1		07/12/21 16:11	541-73-1	
1,4-Dichlorobenzene	ND	ug/L	0.50	0.33	1		07/12/21 16:11	106-46-7	
Dichlorodifluoromethane	ND	ug/L	0.50	0.35	1		07/12/21 16:11	75-71-8	
1,1-Dichloroethane	ND	ug/L	0.50	0.37	1		07/12/21 16:11	75-34-3	
1,2-Dichloroethane	ND	ug/L	0.50	0.32	1		07/12/21 16:11	107-06-2	
1,1-Dichloroethene	ND	ug/L	0.50	0.35	1		07/12/21 16:11	75-35-4	
cis-1,2-Dichloroethene	ND	ug/L	0.50	0.38	1		07/12/21 16:11	156-59-2	
trans-1,2-Dichloroethene	ND	ug/L	0.50	0.40	1		07/12/21 16:11	156-60-5	
1,2-Dichloropropane	ND	ug/L	0.50	0.36	1		07/12/21 16:11	78-87-5	
1,3-Dichloropropane	ND	ug/L	0.50	0.28	1		07/12/21 16:11	142-28-9	

REPORT OF LABORATORY ANALYSIS

This report shall not be reproduced, except in full,
without the written consent of Pace Analytical Services, LLC.

Pace Analytical Services, LLC
9800 Kincey Ave. Suite 100
Huntersville, NC 28078
(704)875-9092

ANALYTICAL RESULTS

Project: CPC Huntersville (7/8/21)
Pace Project No.: 92548527

Sample: MW-92 **Lab ID: 92548527016** Collected: 07/08/21 13:15 Received: 07/08/21 17:54 Matrix: Water

Parameters	Results	Units	Report Limit	MDL	DF	Prepared	Analyzed	CAS No.	Qual
6200B MSV	Analytical Method: SM 6200B Pace Analytical Services - Charlotte								
2,2-Dichloropropane	ND	ug/L	0.50	0.39	1		07/12/21 16:11	594-20-7	
1,1-Dichloropropene	ND	ug/L	0.50	0.43	1		07/12/21 16:11	563-58-6	
cis-1,3-Dichloropropene	ND	ug/L	0.50	0.36	1		07/12/21 16:11	10061-01-5	
trans-1,3-Dichloropropene	ND	ug/L	0.50	0.36	1		07/12/21 16:11	10061-02-6	
Diisopropyl ether	ND	ug/L	0.50	0.31	1		07/12/21 16:11	108-20-3	
Ethylbenzene	ND	ug/L	0.50	0.30	1		07/12/21 16:11	100-41-4	
Hexachloro-1,3-butadiene	ND	ug/L	2.0	1.5	1		07/12/21 16:11	87-68-3	
Isopropylbenzene (Cumene)	ND	ug/L	0.50	0.33	1		07/12/21 16:11	98-82-8	
Methylene Chloride	ND	ug/L	2.0	2.0	1		07/12/21 16:11	75-09-2	
Methyl-tert-butyl ether	ND	ug/L	0.50	0.42	1		07/12/21 16:11	1634-04-4	
Naphthalene	ND	ug/L	2.0	0.64	1		07/12/21 16:11	91-20-3	
n-Propylbenzene	ND	ug/L	0.50	0.34	1		07/12/21 16:11	103-65-1	
Styrene	ND	ug/L	0.50	0.29	1		07/12/21 16:11	100-42-5	
1,1,1,2-Tetrachloroethane	ND	ug/L	0.50	0.31	1		07/12/21 16:11	630-20-6	
1,1,2,2-Tetrachloroethane	ND	ug/L	0.50	0.22	1		07/12/21 16:11	79-34-5	
Tetrachloroethene	ND	ug/L	0.50	0.29	1		07/12/21 16:11	127-18-4	
Toluene	ND	ug/L	0.50	0.48	1		07/12/21 16:11	108-88-3	
1,2,3-Trichlorobenzene	ND	ug/L	2.0	0.81	1		07/12/21 16:11	87-61-6	
1,2,4-Trichlorobenzene	ND	ug/L	2.0	0.64	1		07/12/21 16:11	120-82-1	
1,1,1-Trichloroethane	ND	ug/L	0.50	0.33	1		07/12/21 16:11	71-55-6	
1,1,2-Trichloroethane	ND	ug/L	0.50	0.32	1		07/12/21 16:11	79-00-5	
Trichloroethene	ND	ug/L	0.50	0.38	1		07/12/21 16:11	79-01-6	
Trichlorofluoromethane	ND	ug/L	1.0	0.30	1		07/12/21 16:11	75-69-4	
1,2,3-Trichloropropane	ND	ug/L	0.50	0.26	1		07/12/21 16:11	96-18-4	
1,2,4-Trimethylbenzene	ND	ug/L	0.50	0.50	1		07/12/21 16:11	95-63-6	
1,3,5-Trimethylbenzene	ND	ug/L	0.50	0.33	1		07/12/21 16:11	108-67-8	
Vinyl chloride	ND	ug/L	1.0	0.39	1		07/12/21 16:11	75-01-4	
m&p-Xylene	ND	ug/L	1.0	0.71	1		07/12/21 16:11	179601-23-1	
o-Xylene	ND	ug/L	0.50	0.34	1		07/12/21 16:11	95-47-6	
Surrogates									
1,2-Dichloroethane-d4 (S)	110	%	70-130		1		07/12/21 16:11	17060-07-0	
4-Bromofluorobenzene (S)	97	%	70-130		1		07/12/21 16:11	460-00-4	
Toluene-d8 (S)	100	%	70-130		1		07/12/21 16:11	2037-26-5	

REPORT OF LABORATORY ANALYSIS

This report shall not be reproduced, except in full,
without the written consent of Pace Analytical Services, LLC.

Pace Analytical Services, LLC
9800 Kincey Ave. Suite 100
Huntersville, NC 28078
(704)875-9092

ANALYTICAL RESULTS

Project: CPC Huntersville (7/8/21)
Pace Project No.: 92548527

Sample: MW-93 **Lab ID: 92548527017** Collected: 07/08/21 11:55 Received: 07/08/21 17:54 Matrix: Water

Parameters	Results	Units	Report Limit	MDL	DF	Prepared	Analyzed	CAS No.	Qual
VPH NC Water	Analytical Method: MADEP VPH Pace Analytical Services - Charlotte								
Total VPH (C5-C12)	ND	ug/L	50.0	50.0	1		07/13/21 06:09		N2
Aliphatic (C05-C08)	ND	ug/L	50.0	50.0	1		07/13/21 06:09		N2
Aliphatic(C09-C12) Adjusted	ND	ug/L	50.0	50.0	1		07/13/21 06:09		N2
Aromatic (C09-C10)	ND	ug/L	50.0	50.0	1		07/13/21 06:09		N2
Surrogates									
4-Bromofluorobenzene (FID) (S)	92	%	70-130		1		07/13/21 06:09	460-00-4	
4-Bromofluorobenzene (PID) (S)	87	%	70-130		1		07/13/21 06:09	460-00-4	
6010 MET ICP	Analytical Method: EPA 6010D Preparation Method: EPA 3010A Pace Analytical Services - Asheville								
Lead	**10**	ug/L	5.0	4.5	1	07/13/21 11:50	07/14/21 00:32	7439-92-1	
6200B MSV	Analytical Method: SM 6200B Pace Analytical Services - Charlotte								
Benzene	ND	ug/L	0.50	0.34	1		07/10/21 12:38	71-43-2	
Bromobenzene	ND	ug/L	0.50	0.29	1		07/10/21 12:38	108-86-1	
Bromochloromethane	ND	ug/L	0.50	0.47	1		07/10/21 12:38	74-97-5	
Bromodichloromethane	ND	ug/L	0.50	0.31	1		07/10/21 12:38	75-27-4	
Bromoform	ND	ug/L	0.50	0.34	1		07/10/21 12:38	75-25-2	
Bromomethane	ND	ug/L	5.0	1.7	1		07/10/21 12:38	74-83-9	L1
n-Butylbenzene	ND	ug/L	0.50	0.49	1		07/10/21 12:38	104-51-8	
sec-Butylbenzene	ND	ug/L	0.50	0.40	1		07/10/21 12:38	135-98-8	
tert-Butylbenzene	ND	ug/L	0.50	0.32	1		07/10/21 12:38	98-06-6	
Carbon tetrachloride	ND	ug/L	0.50	0.33	1		07/10/21 12:38	56-23-5	
Chlorobenzene	ND	ug/L	0.50	0.28	1		07/10/21 12:38	108-90-7	
Chloroethane	ND	ug/L	1.0	0.65	1		07/10/21 12:38	75-00-3	
Chloroform	ND	ug/L	0.50	0.35	1		07/10/21 12:38	67-66-3	
Chloromethane	ND	ug/L	1.0	0.54	1		07/10/21 12:38	74-87-3	
2-Chlorotoluene	ND	ug/L	0.50	0.32	1		07/10/21 12:38	95-49-8	
4-Chlorotoluene	ND	ug/L	0.50	0.32	1		07/10/21 12:38	106-43-4	
1,2-Dibromo-3-chloropropane	ND	ug/L	1.0	0.34	1		07/10/21 12:38	96-12-8	
Dibromochloromethane	ND	ug/L	0.50	0.36	1		07/10/21 12:38	124-48-1	
1,2-Dibromoethane (EDB)	ND	ug/L	0.50	0.27	1		07/10/21 12:38	106-93-4	
Dibromomethane	ND	ug/L	0.50	0.39	1		07/10/21 12:38	74-95-3	
1,2-Dichlorobenzene	ND	ug/L	0.50	0.34	1		07/10/21 12:38	95-50-1	
1,3-Dichlorobenzene	ND	ug/L	0.50	0.34	1		07/10/21 12:38	541-73-1	
1,4-Dichlorobenzene	ND	ug/L	0.50	0.33	1		07/10/21 12:38	106-46-7	
Dichlorodifluoromethane	ND	ug/L	0.50	0.35	1		07/10/21 12:38	75-71-8	
1,1-Dichloroethane	ND	ug/L	0.50	0.37	1		07/10/21 12:38	75-34-3	
1,2-Dichloroethane	ND	ug/L	0.50	0.32	1		07/10/21 12:38	107-06-2	
1,1-Dichloroethene	ND	ug/L	0.50	0.35	1		07/10/21 12:38	75-35-4	
cis-1,2-Dichloroethene	ND	ug/L	0.50	0.38	1		07/10/21 12:38	156-59-2	
trans-1,2-Dichloroethene	ND	ug/L	0.50	0.40	1		07/10/21 12:38	156-60-5	
1,2-Dichloropropane	ND	ug/L	0.50	0.36	1		07/10/21 12:38	78-87-5	
1,3-Dichloropropane	ND	ug/L	0.50	0.28	1		07/10/21 12:38	142-28-9	

REPORT OF LABORATORY ANALYSIS

This report shall not be reproduced, except in full,
without the written consent of Pace Analytical Services, LLC.

Pace Analytical Services, LLC
9800 Kincey Ave. Suite 100
Huntersville, NC 28078
(704)875-9092

ANALYTICAL RESULTS

Project: CPC Huntersville (7/8/21)
Pace Project No.: 92548527

Sample: MW-93 **Lab ID: 92548527017** Collected: 07/08/21 11:55 Received: 07/08/21 17:54 Matrix: Water

Parameters	Results	Units	Report Limit	MDL	DF	Prepared	Analyzed	CAS No.	Qual
6200B MSV	Analytical Method: SM 6200B Pace Analytical Services - Charlotte								
2,2-Dichloropropane	ND	ug/L	0.50	0.39	1		07/10/21 12:38	594-20-7	
1,1-Dichloropropene	ND	ug/L	0.50	0.43	1		07/10/21 12:38	563-58-6	
cis-1,3-Dichloropropene	ND	ug/L	0.50	0.36	1		07/10/21 12:38	10061-01-5	
trans-1,3-Dichloropropene	ND	ug/L	0.50	0.36	1		07/10/21 12:38	10061-02-6	
Diisopropyl ether	ND	ug/L	0.50	0.31	1		07/10/21 12:38	108-20-3	
Ethylbenzene	ND	ug/L	0.50	0.30	1		07/10/21 12:38	100-41-4	
Hexachloro-1,3-butadiene	ND	ug/L	2.0	1.5	1		07/10/21 12:38	87-68-3	
Isopropylbenzene (Cumene)	ND	ug/L	0.50	0.33	1		07/10/21 12:38	98-82-8	
Methylene Chloride	ND	ug/L	2.0	2.0	1		07/10/21 12:38	75-09-2	
Methyl-tert-butyl ether	ND	ug/L	0.50	0.42	1		07/10/21 12:38	1634-04-4	
Naphthalene	ND	ug/L	2.0	0.64	1		07/10/21 12:38	91-20-3	
n-Propylbenzene	ND	ug/L	0.50	0.34	1		07/10/21 12:38	103-65-1	
Styrene	ND	ug/L	0.50	0.29	1		07/10/21 12:38	100-42-5	
1,1,1,2-Tetrachloroethane	ND	ug/L	0.50	0.31	1		07/10/21 12:38	630-20-6	
1,1,2,2-Tetrachloroethane	ND	ug/L	0.50	0.22	1		07/10/21 12:38	79-34-5	
Tetrachloroethene	ND	ug/L	0.50	0.29	1		07/10/21 12:38	127-18-4	
Toluene	ND	ug/L	0.50	0.48	1		07/10/21 12:38	108-88-3	
1,2,3-Trichlorobenzene	ND	ug/L	2.0	0.81	1		07/10/21 12:38	87-61-6	
1,2,4-Trichlorobenzene	ND	ug/L	2.0	0.64	1		07/10/21 12:38	120-82-1	
1,1,1-Trichloroethane	ND	ug/L	0.50	0.33	1		07/10/21 12:38	71-55-6	
1,1,2-Trichloroethane	ND	ug/L	0.50	0.32	1		07/10/21 12:38	79-00-5	
Trichloroethene	ND	ug/L	0.50	0.38	1		07/10/21 12:38	79-01-6	
Trichlorofluoromethane	ND	ug/L	1.0	0.30	1		07/10/21 12:38	75-69-4	
1,2,3-Trichloropropane	ND	ug/L	0.50	0.26	1		07/10/21 12:38	96-18-4	
1,2,4-Trimethylbenzene	ND	ug/L	0.50	0.50	1		07/10/21 12:38	95-63-6	
1,3,5-Trimethylbenzene	ND	ug/L	0.50	0.33	1		07/10/21 12:38	108-67-8	
Vinyl chloride	ND	ug/L	1.0	0.39	1		07/10/21 12:38	75-01-4	
m&p-Xylene	ND	ug/L	1.0	0.71	1		07/10/21 12:38	179601-23-1	
o-Xylene	ND	ug/L	0.50	0.34	1		07/10/21 12:38	95-47-6	
Surrogates									
1,2-Dichloroethane-d4 (S)	114	%	70-130		1		07/10/21 12:38	17060-07-0	
4-Bromofluorobenzene (S)	103	%	70-130		1		07/10/21 12:38	460-00-4	
Toluene-d8 (S)	101	%	70-130		1		07/10/21 12:38	2037-26-5	

REPORT OF LABORATORY ANALYSIS

This report shall not be reproduced, except in full,
without the written consent of Pace Analytical Services, LLC.

Pace Analytical Services, LLC
9800 Kincey Ave. Suite 100
Huntersville, NC 28078
(704)875-9092

ANALYTICAL RESULTS

Project: CPC Huntersville (7/8/21)
Pace Project No.: 92548527

Sample: DUP-1-20210708 **Lab ID: 92548527018** Collected: 07/08/21 00:00 Received: 07/08/21 17:54 Matrix: Water

Parameters	Results	Units	Report Limit	MDL	DF	Prepared	Analyzed	CAS No.	Qual
VPH NC Water	Analytical Method: MADEP VPH Pace Analytical Services - Charlotte								
Total VPH (C5-C12)	ND	ug/L	50.0	50.0	1		07/13/21 06:37		N2
Aliphatic (C05-C08)	ND	ug/L	50.0	50.0	1		07/13/21 06:37		N2
Aliphatic(C09-C12) Adjusted	ND	ug/L	50.0	50.0	1		07/13/21 06:37		N2
Aromatic (C09-C10)	ND	ug/L	50.0	50.0	1		07/13/21 06:37		N2
Surrogates									
4-Bromofluorobenzene (FID) (S)	94	%	70-130		1		07/13/21 06:37	460-00-4	
4-Bromofluorobenzene (PID) (S)	89	%	70-130		1		07/13/21 06:37	460-00-4	
6010 MET ICP	Analytical Method: EPA 6010D Preparation Method: EPA 3010A Pace Analytical Services - Asheville								
Lead	ND	ug/L	5.0	4.5	1	07/13/21 11:50	07/14/21 00:55	7439-92-1	
6200B MSV	Analytical Method: SM 6200B Pace Analytical Services - Charlotte								
Benzene	ND	ug/L	0.50	0.34	1		07/10/21 12:56	71-43-2	
Bromobenzene	ND	ug/L	0.50	0.29	1		07/10/21 12:56	108-86-1	
Bromochloromethane	ND	ug/L	0.50	0.47	1		07/10/21 12:56	74-97-5	
Bromodichloromethane	ND	ug/L	0.50	0.31	1		07/10/21 12:56	75-27-4	
Bromoform	ND	ug/L	0.50	0.34	1		07/10/21 12:56	75-25-2	
Bromomethane	ND	ug/L	5.0	1.7	1		07/10/21 12:56	74-83-9	L1
n-Butylbenzene	ND	ug/L	0.50	0.49	1		07/10/21 12:56	104-51-8	
sec-Butylbenzene	ND	ug/L	0.50	0.40	1		07/10/21 12:56	135-98-8	
tert-Butylbenzene	ND	ug/L	0.50	0.32	1		07/10/21 12:56	98-06-6	
Carbon tetrachloride	ND	ug/L	0.50	0.33	1		07/10/21 12:56	56-23-5	
Chlorobenzene	ND	ug/L	0.50	0.28	1		07/10/21 12:56	108-90-7	
Chloroethane	ND	ug/L	1.0	0.65	1		07/10/21 12:56	75-00-3	
Chloroform	ND	ug/L	0.50	0.35	1		07/10/21 12:56	67-66-3	
Chloromethane	ND	ug/L	1.0	0.54	1		07/10/21 12:56	74-87-3	
2-Chlorotoluene	ND	ug/L	0.50	0.32	1		07/10/21 12:56	95-49-8	
4-Chlorotoluene	ND	ug/L	0.50	0.32	1		07/10/21 12:56	106-43-4	
1,2-Dibromo-3-chloropropane	ND	ug/L	1.0	0.34	1		07/10/21 12:56	96-12-8	
Dibromochloromethane	ND	ug/L	0.50	0.36	1		07/10/21 12:56	124-48-1	
1,2-Dibromoethane (EDB)	ND	ug/L	0.50	0.27	1		07/10/21 12:56	106-93-4	
Dibromomethane	ND	ug/L	0.50	0.39	1		07/10/21 12:56	74-95-3	
1,2-Dichlorobenzene	ND	ug/L	0.50	0.34	1		07/10/21 12:56	95-50-1	
1,3-Dichlorobenzene	ND	ug/L	0.50	0.34	1		07/10/21 12:56	541-73-1	
1,4-Dichlorobenzene	ND	ug/L	0.50	0.33	1		07/10/21 12:56	106-46-7	
Dichlorodifluoromethane	ND	ug/L	0.50	0.35	1		07/10/21 12:56	75-71-8	
1,1-Dichloroethane	ND	ug/L	0.50	0.37	1		07/10/21 12:56	75-34-3	
1,2-Dichloroethane	ND	ug/L	0.50	0.32	1		07/10/21 12:56	107-06-2	
1,1-Dichloroethene	ND	ug/L	0.50	0.35	1		07/10/21 12:56	75-35-4	
cis-1,2-Dichloroethene	ND	ug/L	0.50	0.38	1		07/10/21 12:56	156-59-2	
trans-1,2-Dichloroethene	ND	ug/L	0.50	0.40	1		07/10/21 12:56	156-60-5	
1,2-Dichloropropane	ND	ug/L	0.50	0.36	1		07/10/21 12:56	78-87-5	
1,3-Dichloropropane	ND	ug/L	0.50	0.28	1		07/10/21 12:56	142-28-9	

REPORT OF LABORATORY ANALYSIS

This report shall not be reproduced, except in full,
without the written consent of Pace Analytical Services, LLC.

Pace Analytical Services, LLC
9800 Kincey Ave. Suite 100
Huntersville, NC 28078
(704)875-9092

ANALYTICAL RESULTS

Project: CPC Huntersville (7/8/21)
Pace Project No.: 92548527

Sample: DUP-1-20210708 **Lab ID: 92548527018** Collected: 07/08/21 00:00 Received: 07/08/21 17:54 Matrix: Water

Parameters	Results	Units	Report Limit	MDL	DF	Prepared	Analyzed	CAS No.	Qual
6200B MSV	Analytical Method: SM 6200B Pace Analytical Services - Charlotte								
2,2-Dichloropropane	ND	ug/L	0.50	0.39	1		07/10/21 12:56	594-20-7	
1,1-Dichloropropene	ND	ug/L	0.50	0.43	1		07/10/21 12:56	563-58-6	
cis-1,3-Dichloropropene	ND	ug/L	0.50	0.36	1		07/10/21 12:56	10061-01-5	
trans-1,3-Dichloropropene	ND	ug/L	0.50	0.36	1		07/10/21 12:56	10061-02-6	
Diisopropyl ether	ND	ug/L	0.50	0.31	1		07/10/21 12:56	108-20-3	
Ethylbenzene	ND	ug/L	0.50	0.30	1		07/10/21 12:56	100-41-4	
Hexachloro-1,3-butadiene	ND	ug/L	2.0	1.5	1		07/10/21 12:56	87-68-3	
Isopropylbenzene (Cumene)	ND	ug/L	0.50	0.33	1		07/10/21 12:56	98-82-8	
Methylene Chloride	ND	ug/L	2.0	2.0	1		07/10/21 12:56	75-09-2	
Methyl-tert-butyl ether	ND	ug/L	0.50	0.42	1		07/10/21 12:56	1634-04-4	
Naphthalene	ND	ug/L	2.0	0.64	1		07/10/21 12:56	91-20-3	
n-Propylbenzene	ND	ug/L	0.50	0.34	1		07/10/21 12:56	103-65-1	
Styrene	ND	ug/L	0.50	0.29	1		07/10/21 12:56	100-42-5	
1,1,1,2-Tetrachloroethane	ND	ug/L	0.50	0.31	1		07/10/21 12:56	630-20-6	
1,1,2,2-Tetrachloroethane	ND	ug/L	0.50	0.22	1		07/10/21 12:56	79-34-5	
Tetrachloroethene	ND	ug/L	0.50	0.29	1		07/10/21 12:56	127-18-4	
Toluene	ND	ug/L	0.50	0.48	1		07/10/21 12:56	108-88-3	
1,2,3-Trichlorobenzene	ND	ug/L	2.0	0.81	1		07/10/21 12:56	87-61-6	
1,2,4-Trichlorobenzene	ND	ug/L	2.0	0.64	1		07/10/21 12:56	120-82-1	
1,1,1-Trichloroethane	ND	ug/L	0.50	0.33	1		07/10/21 12:56	71-55-6	
1,1,2-Trichloroethane	ND	ug/L	0.50	0.32	1		07/10/21 12:56	79-00-5	
Trichloroethene	ND	ug/L	0.50	0.38	1		07/10/21 12:56	79-01-6	
Trichlorofluoromethane	ND	ug/L	1.0	0.30	1		07/10/21 12:56	75-69-4	
1,2,3-Trichloropropane	ND	ug/L	0.50	0.26	1		07/10/21 12:56	96-18-4	
1,2,4-Trimethylbenzene	ND	ug/L	0.50	0.50	1		07/10/21 12:56	95-63-6	
1,3,5-Trimethylbenzene	ND	ug/L	0.50	0.33	1		07/10/21 12:56	108-67-8	
Vinyl chloride	ND	ug/L	1.0	0.39	1		07/10/21 12:56	75-01-4	
m&p-Xylene	ND	ug/L	1.0	0.71	1		07/10/21 12:56	179601-23-1	
o-Xylene	ND	ug/L	0.50	0.34	1		07/10/21 12:56	95-47-6	
Surrogates									
1,2-Dichloroethane-d4 (S)	113	%	70-130		1		07/10/21 12:56	17060-07-0	
4-Bromofluorobenzene (S)	103	%	70-130		1		07/10/21 12:56	460-00-4	
Toluene-d8 (S)	101	%	70-130		1		07/10/21 12:56	2037-26-5	

REPORT OF LABORATORY ANALYSIS

This report shall not be reproduced, except in full,
without the written consent of Pace Analytical Services, LLC.

Pace Analytical Services, LLC
9800 Kincey Ave. Suite 100
Huntersville, NC 28078
(704)875-9092

ANALYTICAL RESULTS

Project: CPC Huntersville (7/8/21)
Pace Project No.: 92548527

Sample: DUP-2-20210708 **Lab ID: 92548527019** Collected: 07/08/21 00:00 Received: 07/08/21 17:54 Matrix: Water

Parameters	Results	Units	Report Limit	MDL	DF	Prepared	Analyzed	CAS No.	Qual
VPH NC Water	Analytical Method: MADEP VPH Pace Analytical Services - Charlotte								
Total VPH (C5-C12)	ND	ug/L	50.0	50.0	1		07/13/21 07:06		N2
Aliphatic (C05-C08)	ND	ug/L	50.0	50.0	1		07/13/21 07:06		N2
Aliphatic(C09-C12) Adjusted	ND	ug/L	50.0	50.0	1		07/13/21 07:06		N2
Aromatic (C09-C10)	ND	ug/L	50.0	50.0	1		07/13/21 07:06		N2
Surrogates									
4-Bromofluorobenzene (FID) (S)	92	%	70-130		1		07/13/21 07:06	460-00-4	
4-Bromofluorobenzene (PID) (S)	87	%	70-130		1		07/13/21 07:06	460-00-4	
6010 MET ICP	Analytical Method: EPA 6010D Preparation Method: EPA 3010A Pace Analytical Services - Asheville								
Lead	ND	ug/L	5.0	4.5	1	07/13/21 11:50	07/14/21 00:59	7439-92-1	
6200B MSV	Analytical Method: SM 6200B Pace Analytical Services - Charlotte								
Benzene	ND	ug/L	0.50	0.34	1		07/10/21 13:14	71-43-2	
Bromobenzene	ND	ug/L	0.50	0.29	1		07/10/21 13:14	108-86-1	
Bromochloromethane	ND	ug/L	0.50	0.47	1		07/10/21 13:14	74-97-5	
Bromodichloromethane	ND	ug/L	0.50	0.31	1		07/10/21 13:14	75-27-4	
Bromoform	ND	ug/L	0.50	0.34	1		07/10/21 13:14	75-25-2	
Bromomethane	ND	ug/L	5.0	1.7	1		07/10/21 13:14	74-83-9	L1
n-Butylbenzene	ND	ug/L	0.50	0.49	1		07/10/21 13:14	104-51-8	
sec-Butylbenzene	ND	ug/L	0.50	0.40	1		07/10/21 13:14	135-98-8	
tert-Butylbenzene	ND	ug/L	0.50	0.32	1		07/10/21 13:14	98-06-6	
Carbon tetrachloride	ND	ug/L	0.50	0.33	1		07/10/21 13:14	56-23-5	
Chlorobenzene	ND	ug/L	0.50	0.28	1		07/10/21 13:14	108-90-7	
Chloroethane	ND	ug/L	1.0	0.65	1		07/10/21 13:14	75-00-3	
Chloroform	ND	ug/L	0.50	0.35	1		07/10/21 13:14	67-66-3	
Chloromethane	ND	ug/L	1.0	0.54	1		07/10/21 13:14	74-87-3	
2-Chlorotoluene	ND	ug/L	0.50	0.32	1		07/10/21 13:14	95-49-8	
4-Chlorotoluene	ND	ug/L	0.50	0.32	1		07/10/21 13:14	106-43-4	
1,2-Dibromo-3-chloropropane	ND	ug/L	1.0	0.34	1		07/10/21 13:14	96-12-8	
Dibromochloromethane	ND	ug/L	0.50	0.36	1		07/10/21 13:14	124-48-1	
1,2-Dibromoethane (EDB)	ND	ug/L	0.50	0.27	1		07/10/21 13:14	106-93-4	
Dibromomethane	ND	ug/L	0.50	0.39	1		07/10/21 13:14	74-95-3	
1,2-Dichlorobenzene	ND	ug/L	0.50	0.34	1		07/10/21 13:14	95-50-1	
1,3-Dichlorobenzene	ND	ug/L	0.50	0.34	1		07/10/21 13:14	541-73-1	
1,4-Dichlorobenzene	ND	ug/L	0.50	0.33	1		07/10/21 13:14	106-46-7	
Dichlorodifluoromethane	ND	ug/L	0.50	0.35	1		07/10/21 13:14	75-71-8	
1,1-Dichloroethane	ND	ug/L	0.50	0.37	1		07/10/21 13:14	75-34-3	
1,2-Dichloroethane	ND	ug/L	0.50	0.32	1		07/10/21 13:14	107-06-2	
1,1-Dichloroethene	ND	ug/L	0.50	0.35	1		07/10/21 13:14	75-35-4	
cis-1,2-Dichloroethene	ND	ug/L	0.50	0.38	1		07/10/21 13:14	156-59-2	
trans-1,2-Dichloroethene	ND	ug/L	0.50	0.40	1		07/10/21 13:14	156-60-5	
1,2-Dichloropropane	ND	ug/L	0.50	0.36	1		07/10/21 13:14	78-87-5	
1,3-Dichloropropane	ND	ug/L	0.50	0.28	1		07/10/21 13:14	142-28-9	

REPORT OF LABORATORY ANALYSIS

This report shall not be reproduced, except in full,
without the written consent of Pace Analytical Services, LLC.

Pace Analytical Services, LLC
9800 Kincey Ave. Suite 100
Huntersville, NC 28078
(704)875-9092

ANALYTICAL RESULTS

Project: CPC Huntersville (7/8/21)
Pace Project No.: 92548527

Sample: DUP-2-20210708 **Lab ID: 92548527019** Collected: 07/08/21 00:00 Received: 07/08/21 17:54 Matrix: Water

Parameters	Results	Units	Report Limit	MDL	DF	Prepared	Analyzed	CAS No.	Qual
6200B MSV	Analytical Method: SM 6200B Pace Analytical Services - Charlotte								
2,2-Dichloropropane	ND	ug/L	0.50	0.39	1		07/10/21 13:14	594-20-7	
1,1-Dichloropropene	ND	ug/L	0.50	0.43	1		07/10/21 13:14	563-58-6	
cis-1,3-Dichloropropene	ND	ug/L	0.50	0.36	1		07/10/21 13:14	10061-01-5	
trans-1,3-Dichloropropene	ND	ug/L	0.50	0.36	1		07/10/21 13:14	10061-02-6	
Diisopropyl ether	ND	ug/L	0.50	0.31	1		07/10/21 13:14	108-20-3	
Ethylbenzene	ND	ug/L	0.50	0.30	1		07/10/21 13:14	100-41-4	
Hexachloro-1,3-butadiene	ND	ug/L	2.0	1.5	1		07/10/21 13:14	87-68-3	
Isopropylbenzene (Cumene)	ND	ug/L	0.50	0.33	1		07/10/21 13:14	98-82-8	
Methylene Chloride	ND	ug/L	2.0	2.0	1		07/10/21 13:14	75-09-2	
Methyl-tert-butyl ether	ND	ug/L	0.50	0.42	1		07/10/21 13:14	1634-04-4	
Naphthalene	ND	ug/L	2.0	0.64	1		07/10/21 13:14	91-20-3	
n-Propylbenzene	ND	ug/L	0.50	0.34	1		07/10/21 13:14	103-65-1	
Styrene	ND	ug/L	0.50	0.29	1		07/10/21 13:14	100-42-5	
1,1,1,2-Tetrachloroethane	ND	ug/L	0.50	0.31	1		07/10/21 13:14	630-20-6	
1,1,2,2-Tetrachloroethane	ND	ug/L	0.50	0.22	1		07/10/21 13:14	79-34-5	
Tetrachloroethene	ND	ug/L	0.50	0.29	1		07/10/21 13:14	127-18-4	
Toluene	ND	ug/L	0.50	0.48	1		07/10/21 13:14	108-88-3	
1,2,3-Trichlorobenzene	ND	ug/L	2.0	0.81	1		07/10/21 13:14	87-61-6	
1,2,4-Trichlorobenzene	ND	ug/L	2.0	0.64	1		07/10/21 13:14	120-82-1	
1,1,1-Trichloroethane	ND	ug/L	0.50	0.33	1		07/10/21 13:14	71-55-6	
1,1,2-Trichloroethane	ND	ug/L	0.50	0.32	1		07/10/21 13:14	79-00-5	
Trichloroethene	ND	ug/L	0.50	0.38	1		07/10/21 13:14	79-01-6	
Trichlorofluoromethane	ND	ug/L	1.0	0.30	1		07/10/21 13:14	75-69-4	
1,2,3-Trichloropropane	ND	ug/L	0.50	0.26	1		07/10/21 13:14	96-18-4	
1,2,4-Trimethylbenzene	ND	ug/L	0.50	0.50	1		07/10/21 13:14	95-63-6	
1,3,5-Trimethylbenzene	ND	ug/L	0.50	0.33	1		07/10/21 13:14	108-67-8	
Vinyl chloride	ND	ug/L	1.0	0.39	1		07/10/21 13:14	75-01-4	
m&p-Xylene	ND	ug/L	1.0	0.71	1		07/10/21 13:14	179601-23-1	
o-Xylene	ND	ug/L	0.50	0.34	1		07/10/21 13:14	95-47-6	
Surrogates									
1,2-Dichloroethane-d4 (S)	112	%	70-130		1		07/10/21 13:14	17060-07-0	
4-Bromofluorobenzene (S)	101	%	70-130		1		07/10/21 13:14	460-00-4	
Toluene-d8 (S)	99	%	70-130		1		07/10/21 13:14	2037-26-5	

REPORT OF LABORATORY ANALYSIS

This report shall not be reproduced, except in full,
without the written consent of Pace Analytical Services, LLC.

Pace Analytical Services, LLC
9800 Kincey Ave. Suite 100
Huntersville, NC 28078
(704)875-9092

ANALYTICAL RESULTS

Project: CPC Huntersville (7/8/21)
Pace Project No.: 92548527

Sample: Trip Blank **Lab ID: 92548527020** Collected: 07/08/21 00:00 Received: 07/08/21 17:54 Matrix: Water

Parameters	Results	Units	Report Limit	MDL	DF	Prepared	Analyzed	CAS No.	Qual
6200B MSV	Analytical Method: SM 6200B Pace Analytical Services - Charlotte								
Benzene	ND	ug/L	0.50	0.34	1		07/10/21 12:02	71-43-2	
Bromobenzene	ND	ug/L	0.50	0.29	1		07/10/21 12:02	108-86-1	
Bromochloromethane	ND	ug/L	0.50	0.47	1		07/10/21 12:02	74-97-5	
Bromodichloromethane	ND	ug/L	0.50	0.31	1		07/10/21 12:02	75-27-4	
Bromoform	ND	ug/L	0.50	0.34	1		07/10/21 12:02	75-25-2	
Bromomethane	ND	ug/L	5.0	1.7	1		07/10/21 12:02	74-83-9	L1
n-Butylbenzene	ND	ug/L	0.50	0.49	1		07/10/21 12:02	104-51-8	
sec-Butylbenzene	ND	ug/L	0.50	0.40	1		07/10/21 12:02	135-98-8	
tert-Butylbenzene	ND	ug/L	0.50	0.32	1		07/10/21 12:02	98-06-6	
Carbon tetrachloride	ND	ug/L	0.50	0.33	1		07/10/21 12:02	56-23-5	
Chlorobenzene	ND	ug/L	0.50	0.28	1		07/10/21 12:02	108-90-7	
Chloroethane	ND	ug/L	1.0	0.65	1		07/10/21 12:02	75-00-3	
Chloroform	ND	ug/L	0.50	0.35	1		07/10/21 12:02	67-66-3	
Chloromethane	ND	ug/L	1.0	0.54	1		07/10/21 12:02	74-87-3	
2-Chlorotoluene	ND	ug/L	0.50	0.32	1		07/10/21 12:02	95-49-8	
4-Chlorotoluene	ND	ug/L	0.50	0.32	1		07/10/21 12:02	106-43-4	
1,2-Dibromo-3-chloropropane	ND	ug/L	1.0	0.34	1		07/10/21 12:02	96-12-8	
Dibromochloromethane	ND	ug/L	0.50	0.36	1		07/10/21 12:02	124-48-1	
1,2-Dibromoethane (EDB)	ND	ug/L	0.50	0.27	1		07/10/21 12:02	106-93-4	
Dibromomethane	ND	ug/L	0.50	0.39	1		07/10/21 12:02	74-95-3	
1,2-Dichlorobenzene	ND	ug/L	0.50	0.34	1		07/10/21 12:02	95-50-1	
1,3-Dichlorobenzene	ND	ug/L	0.50	0.34	1		07/10/21 12:02	541-73-1	
1,4-Dichlorobenzene	ND	ug/L	0.50	0.33	1		07/10/21 12:02	106-46-7	
Dichlorodifluoromethane	ND	ug/L	0.50	0.35	1		07/10/21 12:02	75-71-8	
1,1-Dichloroethane	ND	ug/L	0.50	0.37	1		07/10/21 12:02	75-34-3	
1,2-Dichloroethane	ND	ug/L	0.50	0.32	1		07/10/21 12:02	107-06-2	
1,1-Dichloroethene	ND	ug/L	0.50	0.35	1		07/10/21 12:02	75-35-4	
cis-1,2-Dichloroethene	ND	ug/L	0.50	0.38	1		07/10/21 12:02	156-59-2	
trans-1,2-Dichloroethene	ND	ug/L	0.50	0.40	1		07/10/21 12:02	156-60-5	
1,2-Dichloropropane	ND	ug/L	0.50	0.36	1		07/10/21 12:02	78-87-5	
1,3-Dichloropropane	ND	ug/L	0.50	0.28	1		07/10/21 12:02	142-28-9	
2,2-Dichloropropane	ND	ug/L	0.50	0.39	1		07/10/21 12:02	594-20-7	
1,1-Dichloropropene	ND	ug/L	0.50	0.43	1		07/10/21 12:02	563-58-6	
cis-1,3-Dichloropropene	ND	ug/L	0.50	0.36	1		07/10/21 12:02	10061-01-5	
trans-1,3-Dichloropropene	ND	ug/L	0.50	0.36	1		07/10/21 12:02	10061-02-6	
Diisopropyl ether	ND	ug/L	0.50	0.31	1		07/10/21 12:02	108-20-3	
Ethylbenzene	ND	ug/L	0.50	0.30	1		07/10/21 12:02	100-41-4	
Hexachloro-1,3-butadiene	ND	ug/L	2.0	1.5	1		07/10/21 12:02	87-68-3	
Isopropylbenzene (Cumene)	ND	ug/L	0.50	0.33	1		07/10/21 12:02	98-82-8	
Methylene Chloride	ND	ug/L	2.0	2.0	1		07/10/21 12:02	75-09-2	
Methyl-tert-butyl ether	ND	ug/L	0.50	0.42	1		07/10/21 12:02	1634-04-4	
Naphthalene	ND	ug/L	2.0	0.64	1		07/10/21 12:02	91-20-3	
n-Propylbenzene	ND	ug/L	0.50	0.34	1		07/10/21 12:02	103-65-1	
Styrene	ND	ug/L	0.50	0.29	1		07/10/21 12:02	100-42-5	
1,1,1,2-Tetrachloroethane	ND	ug/L	0.50	0.31	1		07/10/21 12:02	630-20-6	

REPORT OF LABORATORY ANALYSIS

This report shall not be reproduced, except in full,
without the written consent of Pace Analytical Services, LLC.

Pace Analytical Services, LLC
9800 Kincey Ave. Suite 100
Huntersville, NC 28078
(704)875-9092

ANALYTICAL RESULTS

Project: CPC Huntersville (7/8/21)
Pace Project No.: 92548527

Sample: Trip Blank **Lab ID: 92548527020** Collected: 07/08/21 00:00 Received: 07/08/21 17:54 Matrix: Water

Parameters	Results	Units	Report Limit	MDL	DF	Prepared	Analyzed	CAS No.	Qual
6200B MSV	Analytical Method: SM 6200B Pace Analytical Services - Charlotte								
1,1,2,2-Tetrachloroethane	ND	ug/L	0.50	0.22	1		07/10/21 12:02	79-34-5	
Tetrachloroethene	ND	ug/L	0.50	0.29	1		07/10/21 12:02	127-18-4	
Toluene	ND	ug/L	0.50	0.48	1		07/10/21 12:02	108-88-3	
1,2,3-Trichlorobenzene	ND	ug/L	2.0	0.81	1		07/10/21 12:02	87-61-6	
1,2,4-Trichlorobenzene	ND	ug/L	2.0	0.64	1		07/10/21 12:02	120-82-1	
1,1,1-Trichloroethane	ND	ug/L	0.50	0.33	1		07/10/21 12:02	71-55-6	
1,1,2-Trichloroethane	ND	ug/L	0.50	0.32	1		07/10/21 12:02	79-00-5	
Trichloroethene	ND	ug/L	0.50	0.38	1		07/10/21 12:02	79-01-6	
Trichlorofluoromethane	ND	ug/L	1.0	0.30	1		07/10/21 12:02	75-69-4	
1,2,3-Trichloropropane	ND	ug/L	0.50	0.26	1		07/10/21 12:02	96-18-4	
1,2,4-Trimethylbenzene	ND	ug/L	0.50	0.50	1		07/10/21 12:02	95-63-6	
1,3,5-Trimethylbenzene	ND	ug/L	0.50	0.33	1		07/10/21 12:02	108-67-8	
Vinyl chloride	ND	ug/L	1.0	0.39	1		07/10/21 12:02	75-01-4	
m&p-Xylene	ND	ug/L	1.0	0.71	1		07/10/21 12:02	179601-23-1	
o-Xylene	ND	ug/L	0.50	0.34	1		07/10/21 12:02	95-47-6	
Surrogates									
1,2-Dichloroethane-d4 (S)	110	%	70-130		1		07/10/21 12:02	17060-07-0	
4-Bromofluorobenzene (S)	100	%	70-130		1		07/10/21 12:02	460-00-4	
Toluene-d8 (S)	101	%	70-130		1		07/10/21 12:02	2037-26-5	

REPORT OF LABORATORY ANALYSIS

This report shall not be reproduced, except in full,
without the written consent of Pace Analytical Services, LLC.

Pace Analytical Services, LLC
9800 Kincey Ave. Suite 100
Huntersville, NC 28078
(704)875-9092

ANALYTICAL RESULTS

Project: CPC Huntersville (7/8/21)
Pace Project No.: 92548527

Sample: Trip Blank **Lab ID: 92548527021** Collected: 07/08/21 00:00 Received: 07/08/21 17:54 Matrix: Water

Parameters	Results	Units	Report Limit	MDL	DF	Prepared	Analyzed	CAS No.	Qual
6200B MSV	Analytical Method: SM 6200B Pace Analytical Services - Charlotte								
Benzene	ND	ug/L	0.50	0.34	1		07/10/21 12:20	71-43-2	
Bromobenzene	ND	ug/L	0.50	0.29	1		07/10/21 12:20	108-86-1	
Bromochloromethane	ND	ug/L	0.50	0.47	1		07/10/21 12:20	74-97-5	
Bromodichloromethane	ND	ug/L	0.50	0.31	1		07/10/21 12:20	75-27-4	
Bromoform	ND	ug/L	0.50	0.34	1		07/10/21 12:20	75-25-2	
Bromomethane	ND	ug/L	5.0	1.7	1		07/10/21 12:20	74-83-9	L1
n-Butylbenzene	ND	ug/L	0.50	0.49	1		07/10/21 12:20	104-51-8	
sec-Butylbenzene	ND	ug/L	0.50	0.40	1		07/10/21 12:20	135-98-8	
tert-Butylbenzene	ND	ug/L	0.50	0.32	1		07/10/21 12:20	98-06-6	
Carbon tetrachloride	ND	ug/L	0.50	0.33	1		07/10/21 12:20	56-23-5	
Chlorobenzene	ND	ug/L	0.50	0.28	1		07/10/21 12:20	108-90-7	
Chloroethane	ND	ug/L	1.0	0.65	1		07/10/21 12:20	75-00-3	
Chloroform	ND	ug/L	0.50	0.35	1		07/10/21 12:20	67-66-3	
Chloromethane	ND	ug/L	1.0	0.54	1		07/10/21 12:20	74-87-3	
2-Chlorotoluene	ND	ug/L	0.50	0.32	1		07/10/21 12:20	95-49-8	
4-Chlorotoluene	ND	ug/L	0.50	0.32	1		07/10/21 12:20	106-43-4	
1,2-Dibromo-3-chloropropane	ND	ug/L	1.0	0.34	1		07/10/21 12:20	96-12-8	
Dibromochloromethane	ND	ug/L	0.50	0.36	1		07/10/21 12:20	124-48-1	
1,2-Dibromoethane (EDB)	ND	ug/L	0.50	0.27	1		07/10/21 12:20	106-93-4	
Dibromomethane	ND	ug/L	0.50	0.39	1		07/10/21 12:20	74-95-3	
1,2-Dichlorobenzene	ND	ug/L	0.50	0.34	1		07/10/21 12:20	95-50-1	
1,3-Dichlorobenzene	ND	ug/L	0.50	0.34	1		07/10/21 12:20	541-73-1	
1,4-Dichlorobenzene	ND	ug/L	0.50	0.33	1		07/10/21 12:20	106-46-7	
Dichlorodifluoromethane	ND	ug/L	0.50	0.35	1		07/10/21 12:20	75-71-8	
1,1-Dichloroethane	ND	ug/L	0.50	0.37	1		07/10/21 12:20	75-34-3	
1,2-Dichloroethane	ND	ug/L	0.50	0.32	1		07/10/21 12:20	107-06-2	
1,1-Dichloroethene	ND	ug/L	0.50	0.35	1		07/10/21 12:20	75-35-4	
cis-1,2-Dichloroethene	ND	ug/L	0.50	0.38	1		07/10/21 12:20	156-59-2	
trans-1,2-Dichloroethene	ND	ug/L	0.50	0.40	1		07/10/21 12:20	156-60-5	
1,2-Dichloropropane	ND	ug/L	0.50	0.36	1		07/10/21 12:20	78-87-5	
1,3-Dichloropropane	ND	ug/L	0.50	0.28	1		07/10/21 12:20	142-28-9	
2,2-Dichloropropane	ND	ug/L	0.50	0.39	1		07/10/21 12:20	594-20-7	
1,1-Dichloropropene	ND	ug/L	0.50	0.43	1		07/10/21 12:20	563-58-6	
cis-1,3-Dichloropropene	ND	ug/L	0.50	0.36	1		07/10/21 12:20	10061-01-5	
trans-1,3-Dichloropropene	ND	ug/L	0.50	0.36	1		07/10/21 12:20	10061-02-6	
Diisopropyl ether	ND	ug/L	0.50	0.31	1		07/10/21 12:20	108-20-3	
Ethylbenzene	ND	ug/L	0.50	0.30	1		07/10/21 12:20	100-41-4	
Hexachloro-1,3-butadiene	ND	ug/L	2.0	1.5	1		07/10/21 12:20	87-68-3	
Isopropylbenzene (Cumene)	ND	ug/L	0.50	0.33	1		07/10/21 12:20	98-82-8	
Methylene Chloride	ND	ug/L	2.0	2.0	1		07/10/21 12:20	75-09-2	
Methyl-tert-butyl ether	ND	ug/L	0.50	0.42	1		07/10/21 12:20	1634-04-4	
Naphthalene	ND	ug/L	2.0	0.64	1		07/10/21 12:20	91-20-3	
n-Propylbenzene	ND	ug/L	0.50	0.34	1		07/10/21 12:20	103-65-1	
Styrene	ND	ug/L	0.50	0.29	1		07/10/21 12:20	100-42-5	
1,1,1,2-Tetrachloroethane	ND	ug/L	0.50	0.31	1		07/10/21 12:20	630-20-6	

REPORT OF LABORATORY ANALYSIS

This report shall not be reproduced, except in full,
without the written consent of Pace Analytical Services, LLC.

Pace Analytical Services, LLC
9800 Kincey Ave. Suite 100
Huntersville, NC 28078
(704)875-9092

ANALYTICAL RESULTS

Project: CPC Huntersville (7/8/21)
Pace Project No.: 92548527

Sample: Trip Blank **Lab ID: 92548527021** Collected: 07/08/21 00:00 Received: 07/08/21 17:54 Matrix: Water

Parameters	Results	Units	Report Limit	MDL	DF	Prepared	Analyzed	CAS No.	Qual
6200B MSV	Analytical Method: SM 6200B Pace Analytical Services - Charlotte								
1,1,2,2-Tetrachloroethane	ND	ug/L	0.50	0.22	1		07/10/21 12:20	79-34-5	
Tetrachloroethene	ND	ug/L	0.50	0.29	1		07/10/21 12:20	127-18-4	
Toluene	ND	ug/L	0.50	0.48	1		07/10/21 12:20	108-88-3	
1,2,3-Trichlorobenzene	ND	ug/L	2.0	0.81	1		07/10/21 12:20	87-61-6	
1,2,4-Trichlorobenzene	ND	ug/L	2.0	0.64	1		07/10/21 12:20	120-82-1	
1,1,1-Trichloroethane	ND	ug/L	0.50	0.33	1		07/10/21 12:20	71-55-6	
1,1,2-Trichloroethane	ND	ug/L	0.50	0.32	1		07/10/21 12:20	79-00-5	
Trichloroethene	ND	ug/L	0.50	0.38	1		07/10/21 12:20	79-01-6	
Trichlorofluoromethane	ND	ug/L	1.0	0.30	1		07/10/21 12:20	75-69-4	
1,2,3-Trichloropropane	ND	ug/L	0.50	0.26	1		07/10/21 12:20	96-18-4	
1,2,4-Trimethylbenzene	ND	ug/L	0.50	0.50	1		07/10/21 12:20	95-63-6	
1,3,5-Trimethylbenzene	ND	ug/L	0.50	0.33	1		07/10/21 12:20	108-67-8	
Vinyl chloride	ND	ug/L	1.0	0.39	1		07/10/21 12:20	75-01-4	
m&p-Xylene	ND	ug/L	1.0	0.71	1		07/10/21 12:20	179601-23-1	
o-Xylene	ND	ug/L	0.50	0.34	1		07/10/21 12:20	95-47-6	
Surrogates									
1,2-Dichloroethane-d4 (S)	115	%	70-130		1		07/10/21 12:20	17060-07-0	
4-Bromofluorobenzene (S)	99	%	70-130		1		07/10/21 12:20	460-00-4	
Toluene-d8 (S)	101	%	70-130		1		07/10/21 12:20	2037-26-5	

REPORT OF LABORATORY ANALYSIS

This report shall not be reproduced, except in full,
without the written consent of Pace Analytical Services, LLC.

Pace Analytical Services, LLC
9800 Kincey Ave. Suite 100
Huntersville, NC 28078
(704)875-9092

QUALITY CONTROL DATA

Project: CPC Huntersville (7/8/21)
Pace Project No.: 92548527

QC Batch: 632558 | Analysis Method: MADEP VPH
QC Batch Method: MADEP VPH | Analysis Description: VPH NC Water
Laboratory: Pace Analytical Services - Charlotte
Associated Lab Samples: 92548527001, 92548527002, 92548527003, 92548527004, 92548527005, 92548527006, 92548527007

METHOD BLANK: 3323022 Matrix: Water
Associated Lab Samples: 92548527001, 92548527002, 92548527003, 92548527004, 92548527005, 92548527006, 92548527007

Parameter	Units	Blank Result	Reporting Limit	MDL	Analyzed	Qualifiers
Aliphatic (C05-C08)	ug/L	ND	50.0	50.0	07/09/21 18:49	N2
Aromatic (C09-C10)	ug/L	ND	50.0	50.0	07/09/21 18:49	N2
4-Bromofluorobenzene (FID) (S)	%	105	70-130		07/09/21 18:49	
4-Bromofluorobenzene (PID) (S)	%	99	70-130		07/09/21 18:49	

LABORATORY CONTROL SAMPLE & LCSD: 3323023 3323024

Parameter	Units	Spike Conc.	LCS Result	LCSD Result	LCS % Rec	LCSD % Rec	% Rec Limits	RPD	Max RPD	Qualifiers
Aliphatic (C05-C08)	ug/L	300	329	332	110	111	70-130	1	25	N2
Aromatic (C09-C10)	ug/L	100	103	109	103	109	70-130	6	25	N2
4-Bromofluorobenzene (FID) (S)	%				108	110	70-130			
4-Bromofluorobenzene (PID) (S)	%				100	102	70-130			

Results presented on this page are in the units indicated by the "Units" column except where an alternate unit is presented to the right of the result.

REPORT OF LABORATORY ANALYSIS

This report shall not be reproduced, except in full,
without the written consent of Pace Analytical Services, LLC.

Pace Analytical Services, LLC
9800 Kincey Ave. Suite 100
Huntersville, NC 28078
(704)875-9092

QUALITY CONTROL DATA

Project: CPC Huntersville (7/8/21)
Pace Project No.: 92548527

QC Batch: 632818 | Analysis Method: MADEP VPH
QC Batch Method: MADEP VPH | Analysis Description: VPH NC Water
Laboratory: Pace Analytical Services - Charlotte

Associated Lab Samples: 92548527008, 92548527009, 92548527010, 92548527011, 92548527012, 92548527013, 92548527014, 92548527016, 92548527017, 92548527018, 92548527019

METHOD BLANK: 3324182 Matrix: Water

Associated Lab Samples: 92548527008, 92548527009, 92548527010, 92548527011, 92548527012, 92548527013, 92548527014, 92548527016, 92548527017, 92548527018, 92548527019

Parameter	Units	Blank Result	Reporting Limit	MDL	Analyzed	Qualifiers
Aliphatic (C05-C08)	ug/L	ND	50.0	50.0	07/13/21 08:31	N2
Aromatic (C09-C10)	ug/L	ND	50.0	50.0	07/13/21 08:31	N2
4-Bromofluorobenzene (FID) (S)	%	94	70-130		07/13/21 08:31	
4-Bromofluorobenzene (PID) (S)	%	89	70-130		07/13/21 08:31	

LABORATORY CONTROL SAMPLE & LCSD: 3324183 3324184

Parameter	Units	Spike Conc.	LCS Result	LCSD Result	LCS % Rec	LCSD % Rec	% Rec Limits	RPD	Max RPD	Qualifiers
Aliphatic (C05-C08)	ug/L	300	339	315	113	105	70-130	7	25	N2
Aromatic (C09-C10)	ug/L	100	102	98.4	102	98	70-130	4	25	N2
4-Bromofluorobenzene (FID) (S)	%				99	101	70-130			
4-Bromofluorobenzene (PID) (S)	%				90	92	70-130			

Results presented on this page are in the units indicated by the "Units" column except where an alternate unit is presented to the right of the result.

REPORT OF LABORATORY ANALYSIS

This report shall not be reproduced, except in full,
without the written consent of Pace Analytical Services, LLC.

Pace Analytical Services, LLC
9800 Kincey Ave. Suite 100
Huntersville, NC 28078
(704)875-9092

QUALITY CONTROL DATA

Project: CPC Huntersville (7/8/21)
Pace Project No.: 92548527

QC Batch: 633379
QC Batch Method: MADEP VPH
Analysis Method: MADEP VPH
Analysis Description: VPH NC Water
Laboratory: Pace Analytical Services - Charlotte
Associated Lab Samples: 92548527015

METHOD BLANK: 3326874 Matrix: Water
Associated Lab Samples: 92548527015

Parameter	Units	Blank Result	Reporting Limit	MDL	Analyzed	Qualifiers
Aliphatic (C05-C08)	ug/L	ND	50.0	50.0	07/15/21 01:46	N2
Aromatic (C09-C10)	ug/L	ND	50.0	50.0	07/15/21 01:46	N2
4-Bromofluorobenzene (FID) (S)	%	95	70-130		07/15/21 01:46	
4-Bromofluorobenzene (PID) (S)	%	89	70-130		07/15/21 01:46	

LABORATORY CONTROL SAMPLE & LCSD: 3326875 3326876

Parameter	Units	Spike Conc.	LCS Result	LCSD Result	LCS % Rec	LCSD % Rec	% Rec Limits	RPD	Max RPD	Qualifiers
Aliphatic (C05-C08)	ug/L	300	312	278	104	93	70-130	12	25	N2
Aromatic (C09-C10)	ug/L	100	106	92.5	106	93	70-130	14	25	N2
4-Bromofluorobenzene (FID) (S)	%				98	94	70-130			
4-Bromofluorobenzene (PID) (S)	%				88	85	70-130			

Results presented on this page are in the units indicated by the "Units" column except where an alternate unit is presented to the right of the result.

REPORT OF LABORATORY ANALYSIS

This report shall not be reproduced, except in full,
without the written consent of Pace Analytical Services, LLC.

Pace Analytical Services, LLC
9800 Kincey Ave. Suite 100
Huntersville, NC 28078
(704)875-9092

QUALITY CONTROL DATA

Project: CPC Huntersville (7/8/21)
Pace Project No.: 92548527

QC Batch: 632638 — Analysis Method: EPA 6010D
QC Batch Method: EPA 3010A — Analysis Description: 6010 MET
Laboratory: Pace Analytical Services - Asheville
Associated Lab Samples: 92548527001, 92548527002, 92548527003, 92548527004, 92548527005, 92548527006, 92548527007, 92548527008, 92548527009, 92548527010, 92548527011, 92548527012, 92548527013, 92548527014, 92548527015, 92548527016

METHOD BLANK: 3323302 — Matrix: Water
Associated Lab Samples: 92548527001, 92548527002, 92548527003, 92548527004, 92548527005, 92548527006, 92548527007, 92548527008, 92548527009, 92548527010, 92548527011, 92548527012, 92548527013, 92548527014, 92548527015, 92548527016

Parameter	Units	Blank Result	Reporting Limit	MDL	Analyzed	Qualifiers
Lead	ug/L	ND	5.0	4.5	07/12/21 17:37	

LABORATORY CONTROL SAMPLE: 3323303

Parameter	Units	Spike Conc.	LCS Result	LCS % Rec	% Rec Limits	Qualifiers
Lead	ug/L	500	484	97	80-120	

MATRIX SPIKE & MATRIX SPIKE DUPLICATE: 3323304 3323305

Parameter	Units	92547411001 Result	MS Spike Conc.	MSD Spike Conc.	MS Result	MSD Result	MS % Rec	MSD % Rec	% Rec Limits	RPD	Max RPD	Qual
Lead	ug/L	ND	500	500	472	481	94	96	75-125	2	20	

Results presented on this page are in the units indicated by the "Units" column except where an alternate unit is presented to the right of the result.

REPORT OF LABORATORY ANALYSIS

This report shall not be reproduced, except in full,
without the written consent of Pace Analytical Services, LLC.

Pace Analytical Services, LLC
9800 Kincey Ave. Suite 100
Huntersville, NC 28078
(704)875-9092

QUALITY CONTROL DATA

Project: CPC Huntersville (7/8/21)
Pace Project No.: 92548527

QC Batch: 632975 | Analysis Method: EPA 6010D
QC Batch Method: EPA 3010A | Analysis Description: 6010 MET
Laboratory: Pace Analytical Services - Asheville
Associated Lab Samples: 92548527017, 92548527018, 92548527019

METHOD BLANK: 3324741 Matrix: Water
Associated Lab Samples: 92548527017, 92548527018, 92548527019

Parameter	Units	Blank Result	Reporting Limit	MDL	Analyzed	Qualifiers
Lead	ug/L	ND	5.0	4.5	07/14/21 00:25	

LABORATORY CONTROL SAMPLE: 3324742

Parameter	Units	Spike Conc.	LCS Result	LCS % Rec	% Rec Limits	Qualifiers
Lead	ug/L	500	504	101	80-120	

MATRIX SPIKE & MATRIX SPIKE DUPLICATE: 3324743 3324744

Parameter	Units	92548527017 Result	MS Spike Conc.	MSD Spike Conc.	MS Result	MSD Result	MS % Rec	MSD % Rec	% Rec Limits	RPD	Max RPD	Qual
Lead	ug/L	10	500	500	488	477	96	93	75-125	2	20	

Results presented on this page are in the units indicated by the "Units" column except where an alternate unit is presented to the right of the result.

REPORT OF LABORATORY ANALYSIS

This report shall not be reproduced, except in full,
without the written consent of Pace Analytical Services, LLC.

Pace Analytical Services, LLC
9800 Kincey Ave. Suite 100
Huntersville, NC 28078
(704)875-9092

QUALITY CONTROL DATA

Project: CPC Huntersville (7/8/21)
Pace Project No.: 92548527

QC Batch: 632444 | Analysis Method: SM 6200B
QC Batch Method: SM 6200B | Analysis Description: 6200B MSV
Laboratory: Pace Analytical Services - Charlotte

Associated Lab Samples: 92548527001, 92548527002, 92548527005, 92548527006, 92548527007, 92548527008, 92548527009, 92548527010, 92548527011, 92548527012, 92548527013, 92548527014

METHOD BLANK: 3322268 Matrix: Water

Associated Lab Samples: 92548527001, 92548527002, 92548527005, 92548527006, 92548527007, 92548527008, 92548527009, 92548527010, 92548527011, 92548527012, 92548527013, 92548527014

Parameter	Units	Blank Result	Reporting Limit	MDL	Analyzed	Qualifiers
1,1,1,2-Tetrachloroethane	ug/L	ND	0.50	0.31	07/09/21 22:18	
1,1,1-Trichloroethane	ug/L	ND	0.50	0.33	07/09/21 22:18	
1,1,2,2-Tetrachloroethane	ug/L	ND	0.50	0.22	07/09/21 22:18	
1,1,2-Trichloroethane	ug/L	ND	0.50	0.32	07/09/21 22:18	
1,1-Dichloroethane	ug/L	ND	0.50	0.37	07/09/21 22:18	
1,1-Dichloroethene	ug/L	ND	0.50	0.35	07/09/21 22:18	
1,1-Dichloropropene	ug/L	ND	0.50	0.43	07/09/21 22:18	
1,2,3-Trichlorobenzene	ug/L	ND	2.0	0.81	07/09/21 22:18	
1,2,3-Trichloropropane	ug/L	ND	0.50	0.26	07/09/21 22:18	
1,2,4-Trichlorobenzene	ug/L	ND	2.0	0.64	07/09/21 22:18	
1,2,4-Trimethylbenzene	ug/L	ND	0.50	0.50	07/09/21 22:18	
1,2-Dibromo-3-chloropropane	ug/L	ND	1.0	0.34	07/09/21 22:18	
1,2-Dibromoethane (EDB)	ug/L	ND	0.50	0.27	07/09/21 22:18	
1,2-Dichlorobenzene	ug/L	ND	0.50	0.34	07/09/21 22:18	
1,2-Dichloroethane	ug/L	ND	0.50	0.32	07/09/21 22:18	
1,2-Dichloropropane	ug/L	ND	0.50	0.36	07/09/21 22:18	
1,3,5-Trimethylbenzene	ug/L	ND	0.50	0.33	07/09/21 22:18	
1,3-Dichlorobenzene	ug/L	ND	0.50	0.34	07/09/21 22:18	
1,3-Dichloropropane	ug/L	ND	0.50	0.28	07/09/21 22:18	
1,4-Dichlorobenzene	ug/L	ND	0.50	0.33	07/09/21 22:18	
2,2-Dichloropropane	ug/L	ND	0.50	0.39	07/09/21 22:18	
2-Chlorotoluene	ug/L	ND	0.50	0.32	07/09/21 22:18	
4-Chlorotoluene	ug/L	ND	0.50	0.32	07/09/21 22:18	
Benzene	ug/L	ND	0.50	0.34	07/09/21 22:18	
Bromobenzene	ug/L	ND	0.50	0.29	07/09/21 22:18	
Bromochloromethane	ug/L	ND	0.50	0.47	07/09/21 22:18	
Bromodichloromethane	ug/L	ND	0.50	0.31	07/09/21 22:18	
Bromoform	ug/L	ND	0.50	0.34	07/09/21 22:18	
Bromomethane	ug/L	ND	5.0	1.7	07/09/21 22:18	
Carbon tetrachloride	ug/L	ND	0.50	0.33	07/09/21 22:18	
Chlorobenzene	ug/L	ND	0.50	0.28	07/09/21 22:18	
Chloroethane	ug/L	ND	1.0	0.65	07/09/21 22:18	
Chloroform	ug/L	ND	0.50	0.35	07/09/21 22:18	
Chloromethane	ug/L	ND	1.0	0.54	07/09/21 22:18	
cis-1,2-Dichloroethene	ug/L	ND	0.50	0.38	07/09/21 22:18	
cis-1,3-Dichloropropene	ug/L	ND	0.50	0.36	07/09/21 22:18	
Dibromochloromethane	ug/L	ND	0.50	0.36	07/09/21 22:18	
Dibromomethane	ug/L	ND	0.50	0.39	07/09/21 22:18	
Dichlorodifluoromethane	ug/L	ND	0.50	0.35	07/09/21 22:18	

Results presented on this page are in the units indicated by the "Units" column except where an alternate unit is presented to the right of the result.

REPORT OF LABORATORY ANALYSIS

This report shall not be reproduced, except in full,
without the written consent of Pace Analytical Services, LLC.

Pace Analytical Services, LLC
9800 Kincey Ave. Suite 100
Huntersville, NC 28078
(704)875-9092

QUALITY CONTROL DATA

Project: CPC Huntersville (7/8/21)
Pace Project No.: 92548527

METHOD BLANK: 3322268 Matrix: Water
Associated Lab Samples: 92548527001, 92548527002, 92548527005, 92548527006, 92548527007, 92548527008, 92548527009, 92548527010, 92548527011, 92548527012, 92548527013, 92548527014

Parameter	Units	Blank Result	Reporting Limit	MDL	Analyzed	Qualifiers
Diisopropyl ether	ug/L	ND	0.50	0.31	07/09/21 22:18	
Ethylbenzene	ug/L	ND	0.50	0.30	07/09/21 22:18	
Hexachloro-1,3-butadiene	ug/L	ND	2.0	1.5	07/09/21 22:18	
Isopropylbenzene (Cumene)	ug/L	ND	0.50	0.33	07/09/21 22:18	
m&p-Xylene	ug/L	ND	1.0	0.71	07/09/21 22:18	
Methyl-tert-butyl ether	ug/L	ND	0.50	0.42	07/09/21 22:18	
Methylene Chloride	ug/L	ND	2.0	2.0	07/09/21 22:18	
n-Butylbenzene	ug/L	ND	0.50	0.49	07/09/21 22:18	
n-Propylbenzene	ug/L	ND	0.50	0.34	07/09/21 22:18	
Naphthalene	ug/L	ND	2.0	0.64	07/09/21 22:18	
o-Xylene	ug/L	ND	0.50	0.34	07/09/21 22:18	
sec-Butylbenzene	ug/L	ND	0.50	0.40	07/09/21 22:18	
Styrene	ug/L	ND	0.50	0.29	07/09/21 22:18	
tert-Butylbenzene	ug/L	ND	0.50	0.32	07/09/21 22:18	
Tetrachloroethene	ug/L	ND	0.50	0.29	07/09/21 22:18	
Toluene	ug/L	ND	0.50	0.48	07/09/21 22:18	
trans-1,2-Dichloroethene	ug/L	ND	0.50	0.40	07/09/21 22:18	
trans-1,3-Dichloropropene	ug/L	ND	0.50	0.36	07/09/21 22:18	
Trichloroethene	ug/L	ND	0.50	0.38	07/09/21 22:18	
Trichlorofluoromethane	ug/L	ND	1.0	0.30	07/09/21 22:18	
Vinyl chloride	ug/L	ND	1.0	0.39	07/09/21 22:18	
1,2-Dichloroethane-d4 (S)	%	106	70-130		07/09/21 22:18	
4-Bromofluorobenzene (S)	%	98	70-130		07/09/21 22:18	
Toluene-d8 (S)	%	102	70-130		07/09/21 22:18	

LABORATORY CONTROL SAMPLE: 3322269

Parameter	Units	Spike Conc.	LCS Result	LCS % Rec	% Rec Limits	Qualifiers
1,1,1,2-Tetrachloroethane	ug/L	50	52.1	104	60-140	
1,1,1-Trichloroethane	ug/L	50	51.2	102	60-140	
1,1,2,2-Tetrachloroethane	ug/L	50	53.2	106	60-140	
1,1,2-Trichloroethane	ug/L	50	53.1	106	60-140	
1,1-Dichloroethane	ug/L	50	49.7	99	60-140	
1,1-Dichloroethene	ug/L	50	47.6	95	60-140	
1,1-Dichloropropene	ug/L	50	49.4	99	60-140	
1,2,3-Trichlorobenzene	ug/L	50	53.9	108	60-140	
1,2,3-Trichloropropane	ug/L	50	51.6	103	60-140	
1,2,4-Trichlorobenzene	ug/L	50	52.2	104	60-140	
1,2,4-Trimethylbenzene	ug/L	50	47.0	94	60-140	
1,2-Dibromo-3-chloropropane	ug/L	50	63.3	127	60-140	
1,2-Dibromoethane (EDB)	ug/L	50	53.4	107	60-140	
1,2-Dichlorobenzene	ug/L	50	49.8	100	60-140	
1,2-Dichloroethane	ug/L	50	47.5	95	60-140	

Results presented on this page are in the units indicated by the "Units" column except where an alternate unit is presented to the right of the result.

REPORT OF LABORATORY ANALYSIS

This report shall not be reproduced, except in full,
without the written consent of Pace Analytical Services, LLC.

Pace Analytical Services, LLC
9800 Kincey Ave. Suite 100
Huntersville, NC 28078
(704)875-9092

QUALITY CONTROL DATA

Project: CPC Huntersville (7/8/21)
Pace Project No.: 92548527

LABORATORY CONTROL SAMPLE: 3322269

Parameter	Units	Spike Conc.	LCS Result	LCS % Rec	% Rec Limits	Qualifiers
1,2-Dichloropropane	ug/L	50	51.2	102	60-140	
1,3,5-Trimethylbenzene	ug/L	50	47.9	96	60-140	
1,3-Dichlorobenzene	ug/L	50	49.4	99	60-140	
1,3-Dichloropropane	ug/L	50	50.4	101	60-140	
1,4-Dichlorobenzene	ug/L	50	50.2	100	60-140	
2,2-Dichloropropane	ug/L	50	51.9	104	60-140	
2-Chlorotoluene	ug/L	50	49.0	98	60-140	
4-Chlorotoluene	ug/L	50	47.8	96	60-140	
Benzene	ug/L	50	48.6	97	60-140	
Bromobenzene	ug/L	50	50.9	102	60-140	
Bromochloromethane	ug/L	50	54.1	108	60-140	
Bromodichloromethane	ug/L	50	52.9	106	60-140	
Bromoform	ug/L	50	56.1	112	60-140	
Bromomethane	ug/L	50	46.7	93	60-140	
Carbon tetrachloride	ug/L	50	50.7	101	60-140	
Chlorobenzene	ug/L	50	49.6	99	60-140	
Chloroethane	ug/L	50	47.5	95	60-140	
Chloroform	ug/L	50	51.4	103	60-140	
Chloromethane	ug/L	50	46.6	93	60-140	
cis-1,2-Dichloroethene	ug/L	50	49.7	99	60-140	
cis-1,3-Dichloropropene	ug/L	50	52.9	106	60-140	
Dibromochloromethane	ug/L	50	54.4	109	60-140	
Dibromomethane	ug/L	50	54.4	109	60-140	
Dichlorodifluoromethane	ug/L	50	45.1	90	60-140	
Diisopropyl ether	ug/L	50	47.8	96	60-140	
Ethylbenzene	ug/L	50	48.6	97	60-140	
Hexachloro-1,3-butadiene	ug/L	50	46.8	94	60-140	
Isopropylbenzene (Cumene)	ug/L	50	49.5	99	60-140	
m&p-Xylene	ug/L	100	96.5	96	60-140	
Methyl-tert-butyl ether	ug/L	50	53.5	107	60-140	
Methylene Chloride	ug/L	50	51.1	102	60-140	
n-Butylbenzene	ug/L	50	46.4	93	60-140	
n-Propylbenzene	ug/L	50	47.4	95	60-140	
Naphthalene	ug/L	50	54.3	109	60-140	
o-Xylene	ug/L	50	48.8	98	60-140	
sec-Butylbenzene	ug/L	50	45.8	92	60-140	
Styrene	ug/L	50	52.0	104	60-140	
tert-Butylbenzene	ug/L	50	40.5	81	60-140	
Tetrachloroethene	ug/L	50	48.6	97	60-140	
Toluene	ug/L	50	47.6	95	60-140	
trans-1,2-Dichloroethene	ug/L	50	49.8	100	60-140	
trans-1,3-Dichloropropene	ug/L	50	54.0	108	60-140	
Trichloroethene	ug/L	50	49.9	100	60-140	
Trichlorofluoromethane	ug/L	50	41.9	84	60-140	
Vinyl chloride	ug/L	50	48.5	97	60-140	
1,2-Dichloroethane-d4 (S)	%			98	70-130	
4-Bromofluorobenzene (S)	%			100	70-130	

Results presented on this page are in the units indicated by the "Units" column except where an alternate unit is presented to the right of the result.

REPORT OF LABORATORY ANALYSIS

This report shall not be reproduced, except in full,
without the written consent of Pace Analytical Services, LLC.

Pace Analytical Services, LLC
9800 Kincey Ave. Suite 100
Huntersville, NC 28078
(704)875-9092

QUALITY CONTROL DATA

Project: CPC Huntersville (7/8/21)
Pace Project No.: 92548527

LABORATORY CONTROL SAMPLE: 3322269

Parameter	Units	Spike Conc.	LCS Result	LCS % Rec	% Rec Limits	Qualifiers
Toluene-d8 (S)	%			101	70-130	

MATRIX SPIKE & MATRIX SPIKE DUPLICATE: 3322270 3322271

Parameter	Units	92548527014 Result	MS Spike Conc.	MSD Spike Conc.	MS Result	MSD Result	MS % Rec	MSD % Rec	% Rec Limits	RPD	Max RPD	Qual
1,1,1,2-Tetrachloroethane	ug/L	ND	20	20	23.7	22.2	119	111	60-140	7	30	
1,1,1-Trichloroethane	ug/L	ND	20	20	23.7	22.5	119	112	60-140	5	30	
1,1,2,2-Tetrachloroethane	ug/L	ND	20	20	23.7	21.6	119	108	60-140	9	30	
1,1,2-Trichloroethane	ug/L	ND	20	20	23.1	22.0	115	110	60-140	5	30	
1,1-Dichloroethane	ug/L	ND	20	20	22.3	21.4	111	107	60-140	4	30	
1,1-Dichloroethene	ug/L	ND	20	20	18.5	17.6	92	88	60-140	5	30	
1,1-Dichloropropene	ug/L	ND	20	20	22.9	21.4	115	107	60-140	7	30	
1,2,3-Trichlorobenzene	ug/L	ND	20	20	27.1	23.5	135	118	60-140	14	30	
1,2,3-Trichloropropane	ug/L	ND	20	20	23.0	20.7	115	103	60-140	10	30	
1,2,4-Trichlorobenzene	ug/L	ND	20	20	25.0	23.3	125	116	60-140	7	30	
1,2,4-Trimethylbenzene	ug/L	ND	20	20	21.6	20.4	108	102	60-140	6	30	
1,2-Dibromo-3-chloropropane	ug/L	ND	20	20	27.0	24.6	135	123	60-140	9	30	
1,2-Dibromoethane (EDB)	ug/L	ND	20	20	23.3	22.1	116	111	60-140	5	30	
1,2-Dichlorobenzene	ug/L	ND	20	20	22.3	20.8	112	104	60-140	7	30	
1,2-Dichloroethane	ug/L	ND	20	20	20.8	19.9	104	100	60-140	4	30	
1,2-Dichloropropane	ug/L	ND	20	20	22.4	21.4	112	107	60-140	4	30	
1,3,5-Trimethylbenzene	ug/L	ND	20	20	22.4	21.2	112	106	60-140	6	30	
1,3-Dichlorobenzene	ug/L	ND	20	20	22.5	20.8	112	104	60-140	8	30	
1,3-Dichloropropane	ug/L	ND	20	20	22.7	21.1	114	105	60-140	8	30	
1,4-Dichlorobenzene	ug/L	ND	20	20	23.0	21.3	115	107	60-140	8	30	
2,2-Dichloropropane	ug/L	ND	20	20	25.3	23.7	126	119	60-140	6	30	
2-Chlorotoluene	ug/L	ND	20	20	22.0	21.0	110	105	60-140	5	30	
4-Chlorotoluene	ug/L	ND	20	20	21.6	19.9	108	99	60-140	8	30	
Benzene	ug/L	ND	20	20	21.3	20.2	107	101	60-140	5	30	
Bromobenzene	ug/L	ND	20	20	22.9	21.7	114	109	60-140	5	30	
Bromochloromethane	ug/L	ND	20	20	23.8	22.5	119	112	60-140	6	30	
Bromodichloromethane	ug/L	2.7	20	20	26.6	25.4	119	113	60-140	5	30	
Bromoform	ug/L	ND	20	20	25.2	23.4	126	117	60-140	7	30	
Bromomethane	ug/L	ND	20	20	15.5	13.2	78	66	60-140	16	30	
Carbon tetrachloride	ug/L	ND	20	20	22.7	21.8	114	109	60-140	4	30	
Chlorobenzene	ug/L	ND	20	20	22.5	21.3	112	106	60-140	5	30	
Chloroethane	ug/L	ND	20	20	14.8	13.8	74	69	60-140	7	30	
Chloroform	ug/L	14.7	20	20	38.3	37.5	118	114	60-140	2	30	
Chloromethane	ug/L	ND	20	20	6.8	6.0	34	30	60-140	12	30	M1
cis-1,2-Dichloroethene	ug/L	ND	20	20	22.3	21.0	111	105	60-140	6	30	
cis-1,3-Dichloropropene	ug/L	ND	20	20	23.1	22.0	115	110	60-140	5	30	
Dibromochloromethane	ug/L	0.66	20	20	25.5	23.8	124	116	60-140	7	30	
Dibromomethane	ug/L	ND	20	20	22.9	21.7	115	109	60-140	5	30	

Results presented on this page are in the units indicated by the "Units" column except where an alternate unit is presented to the right of the result.

REPORT OF LABORATORY ANALYSIS

This report shall not be reproduced, except in full,
without the written consent of Pace Analytical Services, LLC.

Pace Analytical Services, LLC
9800 Kincey Ave. Suite 100
Huntersville, NC 28078
(704)875-9092

QUALITY CONTROL DATA

Project: CPC Huntersville (7/8/21)
Pace Project No.: 92548527

MATRIX SPIKE & MATRIX SPIKE DUPLICATE: 3322270 3322271

Parameter	Units	92548527014 Result	MS Spike Conc.	MSD Spike Conc.	MS Result	MSD Result	MS % Rec	MSD % Rec	% Rec Limits	RPD	Max RPD	Qual
Dichlorodifluoromethane	ug/L	ND	20	20	0.66	0.64	3	3	60-140	2	30	M1
Diisopropyl ether	ug/L	ND	20	20	21.2	20.1	105	100	60-140	5	30	
Ethylbenzene	ug/L	ND	20	20	22.2	21.1	111	106	60-140	5	30	
Hexachloro-1,3-butadiene	ug/L	ND	20	20	27.0	24.2	135	121	60-140	11	30	
Isopropylbenzene (Cumene)	ug/L	ND	20	20	23.3	21.7	116	109	60-140	7	30	
m&p-Xylene	ug/L	ND	40	40	44.2	41.9	111	105	60-140	5	30	
Methyl-tert-butyl ether	ug/L	ND	20	20	22.4	21.1	112	106	60-140	6	30	
Methylene Chloride	ug/L	ND	20	20	21.9	20.7	109	104	60-140	6	30	
n-Butylbenzene	ug/L	ND	20	20	23.8	21.7	119	109	60-140	9	30	
n-Propylbenzene	ug/L	ND	20	20	22.1	20.9	110	105	60-140	5	30	
Naphthalene	ug/L	ND	20	20	25.1	21.7	126	108	60-140	15	30	
o-Xylene	ug/L	ND	20	20	22.1	20.9	111	105	60-140	6	30	
sec-Butylbenzene	ug/L	ND	20	20	22.7	21.1	113	105	60-140	7	30	
Styrene	ug/L	ND	20	20	22.3	21.2	112	106	60-140	5	30	
tert-Butylbenzene	ug/L	ND	20	20	19.6	18.3	98	92	60-140	7	30	
Tetrachloroethene	ug/L	ND	20	20	22.3	21.5	112	108	60-140	4	30	
Toluene	ug/L	ND	20	20	21.4	20.5	107	102	60-140	5	30	
trans-1,2-Dichloroethene	ug/L	ND	20	20	22.1	20.6	111	103	60-140	7	30	
trans-1,3-Dichloropropene	ug/L	ND	20	20	23.5	22.5	117	112	60-140	4	30	
Trichloroethene	ug/L	ND	20	20	22.8	22.0	114	110	60-140	3	30	
Trichlorofluoromethane	ug/L	ND	20	20	16.2	15.1	81	76	60-140	7	30	
Vinyl chloride	ug/L	ND	20	20	7.7	7.2	38	36	60-140	6	30	M1
1,2-Dichloroethane-d4 (S)	%						105	105	70-130			
4-Bromofluorobenzene (S)	%						99	98	70-130			
Toluene-d8 (S)	%						98	100	70-130			

Results presented on this page are in the units indicated by the "Units" column except where an alternate unit is presented to the right of the result.

REPORT OF LABORATORY ANALYSIS

This report shall not be reproduced, except in full,
without the written consent of Pace Analytical Services, LLC.

Pace Analytical Services, LLC
9800 Kincey Ave. Suite 100
Huntersville, NC 28078
(704)875-9092

QUALITY CONTROL DATA

Project: CPC Huntersville (7/8/21)
Pace Project No.: 92548527

QC Batch: 632539 | Analysis Method: SM 6200B
QC Batch Method: SM 6200B | Analysis Description: 6200B MSV
Laboratory: Pace Analytical Services - Charlotte
Associated Lab Samples: 92548527017, 92548527018, 92548527019, 92548527020, 92548527021

METHOD BLANK: 3322809 Matrix: Water
Associated Lab Samples: 92548527017, 92548527018, 92548527019, 92548527020, 92548527021

Parameter	Units	Blank Result	Reporting Limit	MDL	Analyzed	Qualifiers
1,1,1,2-Tetrachloroethane	ug/L	ND	0.50	0.31	07/10/21 11:44	
1,1,1-Trichloroethane	ug/L	ND	0.50	0.33	07/10/21 11:44	
1,1,2,2-Tetrachloroethane	ug/L	ND	0.50	0.22	07/10/21 11:44	
1,1,2-Trichloroethane	ug/L	ND	0.50	0.32	07/10/21 11:44	
1,1-Dichloroethane	ug/L	ND	0.50	0.37	07/10/21 11:44	
1,1-Dichloroethene	ug/L	ND	0.50	0.35	07/10/21 11:44	
1,1-Dichloropropene	ug/L	ND	0.50	0.43	07/10/21 11:44	
1,2,3-Trichlorobenzene	ug/L	ND	2.0	0.81	07/10/21 11:44	
1,2,3-Trichloropropane	ug/L	ND	0.50	0.26	07/10/21 11:44	
1,2,4-Trichlorobenzene	ug/L	ND	2.0	0.64	07/10/21 11:44	
1,2,4-Trimethylbenzene	ug/L	ND	0.50	0.50	07/10/21 11:44	
1,2-Dibromo-3-chloropropane	ug/L	ND	1.0	0.34	07/10/21 11:44	
1,2-Dibromoethane (EDB)	ug/L	ND	0.50	0.27	07/10/21 11:44	
1,2-Dichlorobenzene	ug/L	ND	0.50	0.34	07/10/21 11:44	
1,2-Dichloroethane	ug/L	ND	0.50	0.32	07/10/21 11:44	
1,2-Dichloropropane	ug/L	ND	0.50	0.36	07/10/21 11:44	
1,3,5-Trimethylbenzene	ug/L	ND	0.50	0.33	07/10/21 11:44	
1,3-Dichlorobenzene	ug/L	ND	0.50	0.34	07/10/21 11:44	
1,3-Dichloropropane	ug/L	ND	0.50	0.28	07/10/21 11:44	
1,4-Dichlorobenzene	ug/L	ND	0.50	0.33	07/10/21 11:44	
2,2-Dichloropropane	ug/L	ND	0.50	0.39	07/10/21 11:44	
2-Chlorotoluene	ug/L	ND	0.50	0.32	07/10/21 11:44	
4-Chlorotoluene	ug/L	ND	0.50	0.32	07/10/21 11:44	
Benzene	ug/L	ND	0.50	0.34	07/10/21 11:44	
Bromobenzene	ug/L	ND	0.50	0.29	07/10/21 11:44	
Bromochloromethane	ug/L	ND	0.50	0.47	07/10/21 11:44	
Bromodichloromethane	ug/L	ND	0.50	0.31	07/10/21 11:44	
Bromoform	ug/L	ND	0.50	0.34	07/10/21 11:44	
Bromomethane	ug/L	ND	5.0	1.7	07/10/21 11:44	
Carbon tetrachloride	ug/L	ND	0.50	0.33	07/10/21 11:44	
Chlorobenzene	ug/L	ND	0.50	0.28	07/10/21 11:44	
Chloroethane	ug/L	ND	1.0	0.65	07/10/21 11:44	
Chloroform	ug/L	ND	0.50	0.35	07/10/21 11:44	
Chloromethane	ug/L	ND	1.0	0.54	07/10/21 11:44	
cis-1,2-Dichloroethene	ug/L	ND	0.50	0.38	07/10/21 11:44	
cis-1,3-Dichloropropene	ug/L	ND	0.50	0.36	07/10/21 11:44	
Dibromochloromethane	ug/L	ND	0.50	0.36	07/10/21 11:44	
Dibromomethane	ug/L	ND	0.50	0.39	07/10/21 11:44	
Dichlorodifluoromethane	ug/L	ND	0.50	0.35	07/10/21 11:44	
Diisopropyl ether	ug/L	ND	0.50	0.31	07/10/21 11:44	

Results presented on this page are in the units indicated by the "Units" column except where an alternate unit is presented to the right of the result.

REPORT OF LABORATORY ANALYSIS

This report shall not be reproduced, except in full,
without the written consent of Pace Analytical Services, LLC.

Pace Analytical Services, LLC
9800 Kincey Ave. Suite 100
Huntersville, NC 28078
(704)875-9092

QUALITY CONTROL DATA

Project: CPC Huntersville (7/8/21)
Pace Project No.: 92548527

METHOD BLANK: 3322809 Matrix: Water
Associated Lab Samples: 92548527017, 92548527018, 92548527019, 92548527020, 92548527021

Parameter	Units	Blank Result	Reporting Limit	MDL	Analyzed	Qualifiers
Ethylbenzene	ug/L	ND	0.50	0.30	07/10/21 11:44	
Hexachloro-1,3-butadiene	ug/L	ND	2.0	1.5	07/10/21 11:44	
Isopropylbenzene (Cumene)	ug/L	ND	0.50	0.33	07/10/21 11:44	
m&p-Xylene	ug/L	ND	1.0	0.71	07/10/21 11:44	
Methyl-tert-butyl ether	ug/L	ND	0.50	0.42	07/10/21 11:44	
Methylene Chloride	ug/L	ND	2.0	2.0	07/10/21 11:44	
n-Butylbenzene	ug/L	ND	0.50	0.49	07/10/21 11:44	
n-Propylbenzene	ug/L	ND	0.50	0.34	07/10/21 11:44	
Naphthalene	ug/L	ND	2.0	0.64	07/10/21 11:44	
o-Xylene	ug/L	ND	0.50	0.34	07/10/21 11:44	
sec-Butylbenzene	ug/L	ND	0.50	0.40	07/10/21 11:44	
Styrene	ug/L	ND	0.50	0.29	07/10/21 11:44	
tert-Butylbenzene	ug/L	ND	0.50	0.32	07/10/21 11:44	
Tetrachloroethene	ug/L	ND	0.50	0.29	07/10/21 11:44	
Toluene	ug/L	ND	0.50	0.48	07/10/21 11:44	
trans-1,2-Dichloroethene	ug/L	ND	0.50	0.40	07/10/21 11:44	
trans-1,3-Dichloropropene	ug/L	ND	0.50	0.36	07/10/21 11:44	
Trichloroethene	ug/L	ND	0.50	0.38	07/10/21 11:44	
Trichlorofluoromethane	ug/L	ND	1.0	0.30	07/10/21 11:44	
Vinyl chloride	ug/L	ND	1.0	0.39	07/10/21 11:44	
1,2-Dichloroethane-d4 (S)	%	111	70-130		07/10/21 11:44	
4-Bromofluorobenzene (S)	%	102	70-130		07/10/21 11:44	
Toluene-d8 (S)	%	100	70-130		07/10/21 11:44	

LABORATORY CONTROL SAMPLE: 3322810

Parameter	Units	Spike Conc.	LCS Result	LCS % Rec	% Rec Limits	Qualifiers
1,1,1,2-Tetrachloroethane	ug/L	50	53.6	107	60-140	
1,1,1-Trichloroethane	ug/L	50	52.2	104	60-140	
1,1,2,2-Tetrachloroethane	ug/L	50	48.4	97	60-140	
1,1,2-Trichloroethane	ug/L	50	49.0	98	60-140	
1,1-Dichloroethane	ug/L	50	48.7	97	60-140	
1,1-Dichloroethene	ug/L	50	49.8	100	60-140	
1,1-Dichloropropene	ug/L	50	49.2	98	60-140	
1,2,3-Trichlorobenzene	ug/L	50	53.1	106	60-140	
1,2,3-Trichloropropane	ug/L	50	51.6	103	60-140	
1,2,4-Trichlorobenzene	ug/L	50	50.9	102	60-140	
1,2,4-Trimethylbenzene	ug/L	50	50.3	101	60-140	
1,2-Dibromo-3-chloropropane	ug/L	50	57.0	114	60-140	
1,2-Dibromoethane (EDB)	ug/L	50	50.9	102	60-140	
1,2-Dichlorobenzene	ug/L	50	48.5	97	60-140	
1,2-Dichloroethane	ug/L	50	48.8	98	60-140	
1,2-Dichloropropane	ug/L	50	47.3	95	60-140	
1,3,5-Trimethylbenzene	ug/L	50	51.6	103	60-140	

Results presented on this page are in the units indicated by the "Units" column except where an alternate unit is presented to the right of the result.

REPORT OF LABORATORY ANALYSIS

This report shall not be reproduced, except in full,
without the written consent of Pace Analytical Services, LLC.

Pace Analytical Services, LLC
9800 Kincey Ave. Suite 100
Huntersville, NC 28078
(704)875-9092

QUALITY CONTROL DATA

Project: CPC Huntersville (7/8/21)
Pace Project No.: 92548527

LABORATORY CONTROL SAMPLE: 3322810

Parameter	Units	Spike Conc.	LCS Result	LCS % Rec	% Rec Limits	Qualifiers
1,3-Dichlorobenzene	ug/L	50	48.1	96	60-140	
1,3-Dichloropropane	ug/L	50	49.4	99	60-140	
1,4-Dichlorobenzene	ug/L	50	48.8	98	60-140	
2,2-Dichloropropane	ug/L	50	52.6	105	60-140	
2-Chlorotoluene	ug/L	50	49.6	99	60-140	
4-Chlorotoluene	ug/L	50	48.8	98	60-140	
Benzene	ug/L	50	46.5	93	60-140	
Bromobenzene	ug/L	50	49.0	98	60-140	
Bromochloromethane	ug/L	50	47.9	96	60-140	
Bromodichloromethane	ug/L	50	51.8	104	60-140	
Bromoform	ug/L	50	59.7	119	60-140	
Bromomethane	ug/L	50	73.7	147	60-140	L1
Carbon tetrachloride	ug/L	50	55.8	112	60-140	
Chlorobenzene	ug/L	50	48.8	98	60-140	
Chloroethane	ug/L	50	51.2	102	60-140	
Chloroform	ug/L	50	50.9	102	60-140	
Chloromethane	ug/L	50	60.4	121	60-140	
cis-1,2-Dichloroethene	ug/L	50	47.9	96	60-140	
cis-1,3-Dichloropropene	ug/L	50	51.5	103	60-140	
Dibromochloromethane	ug/L	50	56.4	113	60-140	
Dibromomethane	ug/L	50	46.1	92	60-140	
Dichlorodifluoromethane	ug/L	50	51.9	104	60-140	
Diisopropyl ether	ug/L	50	50.9	102	60-140	
Ethylbenzene	ug/L	50	48.8	98	60-140	
Hexachloro-1,3-butadiene	ug/L	50	54.4	109	60-140	
Isopropylbenzene (Cumene)	ug/L	50	49.4	99	60-140	
m&p-Xylene	ug/L	100	98.3	98	60-140	
Methyl-tert-butyl ether	ug/L	50	51.2	102	60-140	
Methylene Chloride	ug/L	50	51.8	104	60-140	
n-Butylbenzene	ug/L	50	52.3	105	60-140	
n-Propylbenzene	ug/L	50	49.6	99	60-140	
Naphthalene	ug/L	50	51.6	103	60-140	
o-Xylene	ug/L	50	48.3	97	60-140	
sec-Butylbenzene	ug/L	50	48.7	97	60-140	
Styrene	ug/L	50	49.6	99	60-140	
tert-Butylbenzene	ug/L	50	43.5	87	60-140	
Tetrachloroethene	ug/L	50	50.2	100	60-140	
Toluene	ug/L	50	46.4	93	60-140	
trans-1,2-Dichloroethene	ug/L	50	49.9	100	60-140	
trans-1,3-Dichloropropene	ug/L	50	55.9	112	60-140	
Trichloroethene	ug/L	50	46.4	93	60-140	
Trichlorofluoromethane	ug/L	50	51.6	103	60-140	
Vinyl chloride	ug/L	50	51.9	104	60-140	
1,2-Dichloroethane-d4 (S)	%			111	70-130	
4-Bromofluorobenzene (S)	%			100	70-130	
Toluene-d8 (S)	%			98	70-130	

Results presented on this page are in the units indicated by the "Units" column except where an alternate unit is presented to the right of the result.

REPORT OF LABORATORY ANALYSIS

This report shall not be reproduced, except in full,
without the written consent of Pace Analytical Services, LLC.

Pace Analytical Services, LLC
9800 Kincey Ave. Suite 100
Huntersville, NC 28078
(704)875-9092

QUALITY CONTROL DATA

Project: CPC Huntersville (7/8/21)
Pace Project No.: 92548527

MATRIX SPIKE & MATRIX SPIKE DUPLICATE: 3322811 3322812

Parameter	Units	92548634005 Result	MS Spike Conc.	MSD Spike Conc.	MS Result	MSD Result	MS % Rec	MSD % Rec	% Rec Limits	RPD	Max RPD	Qual
1,1,1,2-Tetrachloroethane	ug/L	ND	20	20	22.7	21.8	113	109	60-140	4	30	
1,1,1-Trichloroethane	ug/L	ND	20	20	23.4	22.1	117	111	60-140	6	30	
1,1,2,2-Tetrachloroethane	ug/L	ND	20	20	21.2	20.4	106	102	60-140	4	30	
1,1,2-Trichloroethane	ug/L	ND	20	20	21.8	21.7	109	108	60-140	0	30	
1,1-Dichloroethane	ug/L	ND	20	20	21.9	21.3	110	106	60-140	3	30	
1,1-Dichloroethene	ug/L	ND	20	20	22.7	21.8	113	109	60-140	4	30	
1,1-Dichloropropene	ug/L	ND	20	20	22.5	22.3	112	112	60-140	1	30	
1,2,3-Trichlorobenzene	ug/L	ND	20	20	18.3	18.9	92	95	60-140	3	30	
1,2,3-Trichloropropane	ug/L	ND	20	20	21.6	20.9	108	105	60-140	3	30	
1,2,4-Trichlorobenzene	ug/L	ND	20	20	17.7	17.7	88	89	60-140	0	30	
1,2,4-Trimethylbenzene	ug/L	ND	20	20	18.4	18.6	92	93	60-140	2	30	
1,2-Dibromo-3-chloropropane	ug/L	ND	20	20	21.6	20.8	108	104	60-140	4	30	
1,2-Dibromoethane (EDB)	ug/L	ND	20	20	22.4	22.0	112	110	60-140	2	30	
1,2-Dichlorobenzene	ug/L	ND	20	20	18.4	18.5	92	92	60-140	0	30	
1,2-Dichloroethane	ug/L	ND	20	20	20.7	19.4	104	97	60-140	7	30	
1,2-Dichloropropane	ug/L	ND	20	20	21.0	20.9	105	105	60-140	0	30	
1,3,5-Trimethylbenzene	ug/L	ND	20	20	18.2	18.7	91	93	60-140	2	30	
1,3-Dichlorobenzene	ug/L	ND	20	20	17.8	18.1	89	90	60-140	1	30	
1,3-Dichloropropane	ug/L	ND	20	20	22.2	21.0	111	105	60-140	6	30	
1,4-Dichlorobenzene	ug/L	ND	20	20	19.0	18.3	95	91	60-140	4	30	
2,2-Dichloropropane	ug/L	ND	20	20	23.5	22.6	118	113	60-140	4	30	
2-Chlorotoluene	ug/L	ND	20	20	19.1	19.1	95	96	60-140	0	30	
4-Chlorotoluene	ug/L	ND	20	20	19.2	18.7	96	93	60-140	3	30	
Benzene	ug/L	ND	20	20	21.6	21.4	108	107	60-140	1	30	
Bromobenzene	ug/L	ND	20	20	19.5	19.7	97	98	60-140	1	30	
Bromochloromethane	ug/L	ND	20	20	22.5	21.2	113	106	60-140	6	30	
Bromodichloromethane	ug/L	ND	20	20	22.1	21.8	110	109	60-140	1	30	
Bromoform	ug/L	ND	20	20	23.7	22.3	118	111	60-140	6	30	
Bromomethane	ug/L	ND	20	20	25.9	25.0	130	125	60-140	4	30	
Carbon tetrachloride	ug/L	ND	20	20	24.5	24.3	123	121	60-140	1	30	
Chlorobenzene	ug/L	ND	20	20	21.9	20.8	110	104	60-140	5	30	
Chloroethane	ug/L	ND	20	20	25.4	23.3	127	117	60-140	8	30	
Chloroform	ug/L	ND	20	20	22.8	21.7	114	108	60-140	5	30	
Chloromethane	ug/L	ND	20	20	21.3	21.3	105	105	60-140	0	30	
cis-1,2-Dichloroethene	ug/L	ND	20	20	21.9	20.9	109	105	60-140	4	30	
cis-1,3-Dichloropropene	ug/L	ND	20	20	22.1	21.7	110	108	60-140	2	30	
Dibromochloromethane	ug/L	ND	20	20	23.3	22.2	117	111	60-140	5	30	
Dibromomethane	ug/L	ND	20	20	21.2	20.2	106	101	60-140	5	30	
Dichlorodifluoromethane	ug/L	ND	20	20	19.5	18.3	98	92	60-140	6	30	
Diisopropyl ether	ug/L	ND	20	20	21.8	20.8	109	104	60-140	5	30	
Ethylbenzene	ug/L	ND	20	20	21.1	20.8	105	104	60-140	2	30	
Hexachloro-1,3-butadiene	ug/L	ND	20	20	19.4	20.9	97	105	60-140	7	30	
Isopropylbenzene (Cumene)	ug/L	ND	20	20	19.9	19.5	99	97	60-140	2	30	
m&p-Xylene	ug/L	ND	40	40	41.4	41.2	104	103	60-140	1	30	

Results presented on this page are in the units indicated by the "Units" column except where an alternate unit is presented to the right of the result.

REPORT OF LABORATORY ANALYSIS

This report shall not be reproduced, except in full,
without the written consent of Pace Analytical Services, LLC.

Pace Analytical Services, LLC
9800 Kincey Ave. Suite 100
Huntersville, NC 28078
(704)875-9092

QUALITY CONTROL DATA

Project: CPC Huntersville (7/8/21)
Pace Project No.: 92548527

MATRIX SPIKE & MATRIX SPIKE DUPLICATE: 3322811 3322812

Parameter	Units	92548634005 Result	MS Spike Conc.	MSD Spike Conc.	MS Result	MSD Result	MS % Rec	MSD % Rec	% Rec Limits	RPD	Max RPD	Qual
Methyl-tert-butyl ether	ug/L	ND	20	20	22.5	21.6	112	108	60-140	4	30	
Methylene Chloride	ug/L	ND	20	20	21.9	21.2	109	106	60-140	3	30	
n-Butylbenzene	ug/L	ND	20	20	17.7	18.3	89	92	60-140	3	30	
n-Propylbenzene	ug/L	ND	20	20	18.4	17.9	92	89	60-140	3	30	
Naphthalene	ug/L	ND	20	20	18.3	18.7	92	94	60-140	2	30	
o-Xylene	ug/L	ND	20	20	20.9	20.4	104	102	60-140	3	30	
sec-Butylbenzene	ug/L	ND	20	20	17.2	17.5	86	87	60-140	1	30	
Styrene	ug/L	ND	20	20	20.9	20.7	104	103	60-140	1	30	
tert-Butylbenzene	ug/L	ND	20	20	15.7	15.6	79	78	60-140	1	30	
Tetrachloroethene	ug/L	ND	20	20	21.1	20.9	106	105	60-140	1	30	
Toluene	ug/L	ND	20	20	20.8	20.8	104	104	60-140	0	30	
trans-1,2-Dichloroethene	ug/L	ND	20	20	21.9	21.4	110	107	60-140	2	30	
trans-1,3-Dichloropropene	ug/L	ND	20	20	23.1	22.0	116	110	60-140	5	30	
Trichloroethene	ug/L	ND	20	20	21.3	21.1	107	105	60-140	1	30	
Trichlorofluoromethane	ug/L	ND	20	20	22.6	22.1	113	111	60-140	2	30	
Vinyl chloride	ug/L	ND	20	20	22.4	22.0	112	110	60-140	2	30	
1,2-Dichloroethane-d4 (S)	%						103	98	70-130			
4-Bromofluorobenzene (S)	%						104	99	70-130			
Toluene-d8 (S)	%						99	99	70-130			

Results presented on this page are in the units indicated by the "Units" column except where an alternate unit is presented to the right of the result.

REPORT OF LABORATORY ANALYSIS

This report shall not be reproduced, except in full,
without the written consent of Pace Analytical Services, LLC.

Pace Analytical Services, LLC
9800 Kincey Ave. Suite 100
Huntersville, NC 28078
(704)875-9092

QUALITY CONTROL DATA

Project: CPC Huntersville (7/8/21)
Pace Project No.: 92548527

QC Batch: 632727
QC Batch Method: SM 6200B
Analysis Method: SM 6200B
Analysis Description: 6200B MSV
Laboratory: Pace Analytical Services - Charlotte
Associated Lab Samples: 92548527015, 92548527016

METHOD BLANK: 3323664 Matrix: Water
Associated Lab Samples: 92548527015, 92548527016

Parameter	Units	Blank Result	Reporting Limit	MDL	Analyzed	Qualifiers
1,1,1,2-Tetrachloroethane	ug/L	ND	0.50	0.31	07/12/21 12:52	
1,1,1-Trichloroethane	ug/L	ND	0.50	0.33	07/12/21 12:52	
1,1,2,2-Tetrachloroethane	ug/L	ND	0.50	0.22	07/12/21 12:52	
1,1,2-Trichloroethane	ug/L	ND	0.50	0.32	07/12/21 12:52	
1,1-Dichloroethane	ug/L	ND	0.50	0.37	07/12/21 12:52	
1,1-Dichloroethene	ug/L	ND	0.50	0.35	07/12/21 12:52	
1,1-Dichloropropene	ug/L	ND	0.50	0.43	07/12/21 12:52	
1,2,3-Trichlorobenzene	ug/L	ND	2.0	0.81	07/12/21 12:52	
1,2,3-Trichloropropane	ug/L	ND	0.50	0.26	07/12/21 12:52	
1,2,4-Trichlorobenzene	ug/L	ND	2.0	0.64	07/12/21 12:52	
1,2,4-Trimethylbenzene	ug/L	ND	0.50	0.50	07/12/21 12:52	
1,2-Dibromo-3-chloropropane	ug/L	ND	1.0	0.34	07/12/21 12:52	
1,2-Dibromoethane (EDB)	ug/L	ND	0.50	0.27	07/12/21 12:52	
1,2-Dichlorobenzene	ug/L	ND	0.50	0.34	07/12/21 12:52	
1,2-Dichloroethane	ug/L	ND	0.50	0.32	07/12/21 12:52	
1,2-Dichloropropane	ug/L	ND	0.50	0.36	07/12/21 12:52	
1,3,5-Trimethylbenzene	ug/L	ND	0.50	0.33	07/12/21 12:52	
1,3-Dichlorobenzene	ug/L	ND	0.50	0.34	07/12/21 12:52	
1,3-Dichloropropane	ug/L	ND	0.50	0.28	07/12/21 12:52	
1,4-Dichlorobenzene	ug/L	ND	0.50	0.33	07/12/21 12:52	
2,2-Dichloropropane	ug/L	ND	0.50	0.39	07/12/21 12:52	
2-Chlorotoluene	ug/L	ND	0.50	0.32	07/12/21 12:52	
4-Chlorotoluene	ug/L	ND	0.50	0.32	07/12/21 12:52	
Benzene	ug/L	ND	0.50	0.34	07/12/21 12:52	
Bromobenzene	ug/L	ND	0.50	0.29	07/12/21 12:52	
Bromochloromethane	ug/L	ND	0.50	0.47	07/12/21 12:52	
Bromodichloromethane	ug/L	ND	0.50	0.31	07/12/21 12:52	
Bromoform	ug/L	ND	0.50	0.34	07/12/21 12:52	
Bromomethane	ug/L	ND	5.0	1.7	07/12/21 12:52	
Carbon tetrachloride	ug/L	ND	0.50	0.33	07/12/21 12:52	
Chlorobenzene	ug/L	ND	0.50	0.28	07/12/21 12:52	
Chloroethane	ug/L	ND	1.0	0.65	07/12/21 12:52	
Chloroform	ug/L	ND	0.50	0.35	07/12/21 12:52	
Chloromethane	ug/L	ND	1.0	0.54	07/12/21 12:52	
cis-1,2-Dichloroethene	ug/L	ND	0.50	0.38	07/12/21 12:52	
cis-1,3-Dichloropropene	ug/L	ND	0.50	0.36	07/12/21 12:52	
Dibromochloromethane	ug/L	ND	0.50	0.36	07/12/21 12:52	
Dibromomethane	ug/L	ND	0.50	0.39	07/12/21 12:52	
Dichlorodifluoromethane	ug/L	ND	0.50	0.35	07/12/21 12:52	
Diisopropyl ether	ug/L	ND	0.50	0.31	07/12/21 12:52	

Results presented on this page are in the units indicated by the "Units" column except where an alternate unit is presented to the right of the result.

REPORT OF LABORATORY ANALYSIS

This report shall not be reproduced, except in full,
without the written consent of Pace Analytical Services, LLC.

Pace Analytical Services, LLC
9800 Kincey Ave. Suite 100
Huntersville, NC 28078
(704)875-9092

QUALITY CONTROL DATA

Project: CPC Huntersville (7/8/21)
Pace Project No.: 92548527

METHOD BLANK: 3323664 Matrix: Water
Associated Lab Samples: 92548527015, 92548527016

Parameter	Units	Blank Result	Reporting Limit	MDL	Analyzed	Qualifiers
Ethylbenzene	ug/L	ND	0.50	0.30	07/12/21 12:52	
Hexachloro-1,3-butadiene	ug/L	ND	2.0	1.5	07/12/21 12:52	
Isopropylbenzene (Cumene)	ug/L	ND	0.50	0.33	07/12/21 12:52	
m&p-Xylene	ug/L	ND	1.0	0.71	07/12/21 12:52	
Methyl-tert-butyl ether	ug/L	ND	0.50	0.42	07/12/21 12:52	
Methylene Chloride	ug/L	ND	2.0	2.0	07/12/21 12:52	
n-Butylbenzene	ug/L	ND	0.50	0.49	07/12/21 12:52	
n-Propylbenzene	ug/L	ND	0.50	0.34	07/12/21 12:52	
Naphthalene	ug/L	ND	2.0	0.64	07/12/21 12:52	
o-Xylene	ug/L	ND	0.50	0.34	07/12/21 12:52	
sec-Butylbenzene	ug/L	ND	0.50	0.40	07/12/21 12:52	
Styrene	ug/L	ND	0.50	0.29	07/12/21 12:52	
tert-Butylbenzene	ug/L	ND	0.50	0.32	07/12/21 12:52	
Tetrachloroethene	ug/L	ND	0.50	0.29	07/12/21 12:52	
Toluene	ug/L	ND	0.50	0.48	07/12/21 12:52	
trans-1,2-Dichloroethene	ug/L	ND	0.50	0.40	07/12/21 12:52	
trans-1,3-Dichloropropene	ug/L	ND	0.50	0.36	07/12/21 12:52	
Trichloroethene	ug/L	ND	0.50	0.38	07/12/21 12:52	
Trichlorofluoromethane	ug/L	ND	1.0	0.30	07/12/21 12:52	
Vinyl chloride	ug/L	ND	1.0	0.39	07/12/21 12:52	
1,2-Dichloroethane-d4 (S)	%	108	70-130		07/12/21 12:52	
4-Bromofluorobenzene (S)	%	96	70-130		07/12/21 12:52	
Toluene-d8 (S)	%	100	70-130		07/12/21 12:52	

LABORATORY CONTROL SAMPLE: 3323665

Parameter	Units	Spike Conc.	LCS Result	LCS % Rec	% Rec Limits	Qualifiers
1,1,1,2-Tetrachloroethane	ug/L	50	53.3	107	60-140	
1,1,1-Trichloroethane	ug/L	50	52.0	104	60-140	
1,1,2,2-Tetrachloroethane	ug/L	50	51.1	102	60-140	
1,1,2-Trichloroethane	ug/L	50	51.2	102	60-140	
1,1-Dichloroethane	ug/L	50	49.5	99	60-140	
1,1-Dichloroethene	ug/L	50	48.8	98	60-140	
1,1-Dichloropropene	ug/L	50	50.9	102	60-140	
1,2,3-Trichlorobenzene	ug/L	50	53.3	107	60-140	
1,2,3-Trichloropropane	ug/L	50	48.9	98	60-140	
1,2,4-Trichlorobenzene	ug/L	50	54.5	109	60-140	
1,2,4-Trimethylbenzene	ug/L	50	47.3	95	60-140	
1,2-Dibromo-3-chloropropane	ug/L	50	59.4	119	60-140	
1,2-Dibromoethane (EDB)	ug/L	50	53.1	106	60-140	
1,2-Dichlorobenzene	ug/L	50	49.8	100	60-140	
1,2-Dichloroethane	ug/L	50	46.5	93	60-140	
1,2-Dichloropropane	ug/L	50	51.0	102	60-140	
1,3,5-Trimethylbenzene	ug/L	50	48.5	97	60-140	

Results presented on this page are in the units indicated by the "Units" column except where an alternate unit is presented to the right of the result.

REPORT OF LABORATORY ANALYSIS

This report shall not be reproduced, except in full,
without the written consent of Pace Analytical Services, LLC.

Pace Analytical Services, LLC
9800 Kincey Ave. Suite 100
Huntersville, NC 28078
(704)875-9092

QUALITY CONTROL DATA

Project: CPC Huntersville (7/8/21)
Pace Project No.: 92548527

LABORATORY CONTROL SAMPLE: 3323665

Parameter	Units	Spike Conc.	LCS Result	LCS % Rec	% Rec Limits	Qualifiers
1,3-Dichlorobenzene	ug/L	50	49.8	100	60-140	
1,3-Dichloropropane	ug/L	50	50.0	100	60-140	
1,4-Dichlorobenzene	ug/L	50	50.9	102	60-140	
2,2-Dichloropropane	ug/L	50	55.1	110	60-140	
2-Chlorotoluene	ug/L	50	48.7	97	60-140	
4-Chlorotoluene	ug/L	50	47.7	95	60-140	
Benzene	ug/L	50	48.4	97	60-140	
Bromobenzene	ug/L	50	50.7	101	60-140	
Bromochloromethane	ug/L	50	52.3	105	60-140	
Bromodichloromethane	ug/L	50	53.3	107	60-140	
Bromoform	ug/L	50	57.6	115	60-140	
Bromomethane	ug/L	50	49.7	99	60-140	
Carbon tetrachloride	ug/L	50	52.5	105	60-140	
Chlorobenzene	ug/L	50	50.1	100	60-140	
Chloroethane	ug/L	50	47.2	94	60-140	
Chloroform	ug/L	50	51.0	102	60-140	
Chloromethane	ug/L	50	46.7	93	60-140	
cis-1,2-Dichloroethene	ug/L	50	49.1	98	60-140	
cis-1,3-Dichloropropene	ug/L	50	53.0	106	60-140	
Dibromochloromethane	ug/L	50	55.4	111	60-140	
Dibromomethane	ug/L	50	53.2	106	60-140	
Dichlorodifluoromethane	ug/L	50	51.3	103	60-140	
Diisopropyl ether	ug/L	50	46.7	93	60-140	
Ethylbenzene	ug/L	50	49.4	99	60-140	
Hexachloro-1,3-butadiene	ug/L	50	53.2	106	60-140	
Isopropylbenzene (Cumene)	ug/L	50	51.0	102	60-140	
m&p-Xylene	ug/L	100	98.0	98	60-140	
Methyl-tert-butyl ether	ug/L	50	50.8	102	60-140	
Methylene Chloride	ug/L	50	50.0	100	60-140	
n-Butylbenzene	ug/L	50	49.3	99	60-140	
n-Propylbenzene	ug/L	50	48.3	97	60-140	
Naphthalene	ug/L	50	52.5	105	60-140	
o-Xylene	ug/L	50	49.4	99	60-140	
sec-Butylbenzene	ug/L	50	47.6	95	60-140	
Styrene	ug/L	50	52.1	104	60-140	
tert-Butylbenzene	ug/L	50	41.6	83	60-140	
Tetrachloroethene	ug/L	50	48.9	98	60-140	
Toluene	ug/L	50	47.4	95	60-140	
trans-1,2-Dichloroethene	ug/L	50	50.4	101	60-140	
trans-1,3-Dichloropropene	ug/L	50	54.2	108	60-140	
Trichloroethene	ug/L	50	50.7	101	60-140	
Trichlorofluoromethane	ug/L	50	45.2	90	60-140	
Vinyl chloride	ug/L	50	50.5	101	60-140	
1,2-Dichloroethane-d4 (S)	%			97	70-130	
4-Bromofluorobenzene (S)	%			101	70-130	
Toluene-d8 (S)	%			99	70-130	

Results presented on this page are in the units indicated by the "Units" column except where an alternate unit is presented to the right of the result.

REPORT OF LABORATORY ANALYSIS

This report shall not be reproduced, except in full,
without the written consent of Pace Analytical Services, LLC.

Pace Analytical Services, LLC
9800 Kincey Ave. Suite 100
Huntersville, NC 28078
(704)875-9092

QUALITY CONTROL DATA

Project: CPC Huntersville (7/8/21)
Pace Project No.: 92548527

MATRIX SPIKE & MATRIX SPIKE DUPLICATE: 3323666 3323667

Parameter	Units	92548366007 Result	MS Spike Conc.	MSD Spike Conc.	MS Result	MSD Result	MS % Rec	MSD % Rec	% Rec Limits	RPD	Max RPD	Qual
1,1,1,2-Tetrachloroethane	ug/L	ND	200	200	217	207	109	104	60-140	5	30	
1,1,1-Trichloroethane	ug/L	ND	200	200	236	216	118	108	60-140	9	30	
1,1,2,2-Tetrachloroethane	ug/L	ND	200	200	217	208	108	104	60-140	4	30	
1,1,2-Trichloroethane	ug/L	ND	200	200	219	205	110	103	60-140	6	30	
1,1-Dichloroethane	ug/L	ND	200	200	227	219	113	109	60-140	4	30	
1,1-Dichloroethene	ug/L	ND	200	200	223	214	111	107	60-140	4	30	
1,1-Dichloropropene	ug/L	ND	200	200	228	218	114	109	60-140	5	30	
1,2,3-Trichlorobenzene	ug/L	ND	200	200	224	218	110	107	60-140	3	30	
1,2,3-Trichloropropane	ug/L	ND	200	200	212	206	106	103	60-140	3	30	
1,2,4-Trichlorobenzene	ug/L	ND	200	200	216	216	106	106	60-140	0	30	
1,2,4-Trimethylbenzene	ug/L	1030	200	200	1170	1240	68	103	60-140	6	30	
1,2-Dibromo-3-chloropropane	ug/L	ND	200	200	244	243	122	121	60-140	0	30	
1,2-Dibromoethane (EDB)	ug/L	ND	200	200	218	209	109	105	60-140	4	30	
1,2-Dichlorobenzene	ug/L	ND	200	200	200	199	100	99	60-140	1	30	
1,2-Dichloroethane	ug/L	ND	200	200	207	201	102	99	60-140	3	30	
1,2-Dichloropropane	ug/L	ND	200	200	215	201	108	101	60-140	7	30	
1,3,5-Trimethylbenzene	ug/L	297	200	200	483	500	93	101	60-140	3	30	
1,3-Dichlorobenzene	ug/L	ND	200	200	199	198	99	99	60-140	0	30	
1,3-Dichloropropane	ug/L	ND	200	200	210	196	105	98	60-140	7	30	
1,4-Dichlorobenzene	ug/L	ND	200	200	204	204	102	102	60-140	0	30	
2,2-Dichloropropane	ug/L	ND	200	200	238	225	118	112	60-140	5	30	
2-Chlorotoluene	ug/L	ND	200	200	219	223	110	112	60-140	2	30	
4-Chlorotoluene	ug/L	ND	200	200	192	191	96	95	60-140	0	30	
Benzene	ug/L	58.1	200	200	269	252	106	97	60-140	6	30	
Bromobenzene	ug/L	ND	200	200	209	209	104	104	60-140	0	30	
Bromochloromethane	ug/L	ND	200	200	230	224	115	112	60-140	2	30	
Bromodichloromethane	ug/L	ND	200	200	220	205	110	103	60-140	7	30	
Bromoform	ug/L	ND	200	200	228	215	114	108	60-140	6	30	
Bromomethane	ug/L	ND	200	200	206	215	103	107	60-140	4	30	
Carbon tetrachloride	ug/L	ND	200	200	228	208	114	104	60-140	9	30	
Chlorobenzene	ug/L	ND	200	200	208	199	104	99	60-140	5	30	
Chloroethane	ug/L	ND	200	200	228	214	114	107	60-140	6	30	
Chloroform	ug/L	4.0J	200	200	227	214	112	105	60-140	6	30	
Chloromethane	ug/L	ND	200	200	213	203	107	102	60-140	5	30	
cis-1,2-Dichloroethene	ug/L	ND	200	200	224	211	111	104	60-140	6	30	
cis-1,3-Dichloropropene	ug/L	ND	200	200	217	203	109	101	60-140	7	30	
Dibromochloromethane	ug/L	ND	200	200	220	209	110	105	60-140	5	30	
Dibromomethane	ug/L	ND	200	200	225	213	113	106	60-140	6	30	
Dichlorodifluoromethane	ug/L	ND	200	200	215	207	108	103	60-140	4	30	
Diisopropyl ether	ug/L	7.8	200	200	217	207	105	100	60-140	5	30	
Ethylbenzene	ug/L	270	200	200	474	473	102	102	60-140	0	30	
Hexachloro-1,3-butadiene	ug/L	ND	200	200	211	212	105	106	60-140	0	30	
Isopropylbenzene (Cumene)	ug/L	63.8	200	200	274	267	105	101	60-140	3	30	
m&p-Xylene	ug/L	565	400	400	970	971	101	101	60-140	0	30	

Results presented on this page are in the units indicated by the "Units" column except where an alternate unit is presented to the right of the result.

REPORT OF LABORATORY ANALYSIS

This report shall not be reproduced, except in full,
without the written consent of Pace Analytical Services, LLC.

Pace Analytical Services, LLC
9800 Kincey Ave. Suite 100
Huntersville, NC 28078
(704)875-9092

QUALITY CONTROL DATA

Project: CPC Huntersville (7/8/21)
Pace Project No.: 92548527

MATRIX SPIKE & MATRIX SPIKE DUPLICATE: 3323666 3323667

Parameter	Units	92548366007 Result	MS Spike Conc.	MSD Spike Conc.	MS Result	MSD Result	MS % Rec	MSD % Rec	% Rec Limits	RPD	Max RPD	Qual
Methyl-tert-butyl ether	ug/L	4.6J	200	200	228	223	112	109	60-140	2	30	
Methylene Chloride	ug/L	ND	200	200	236	221	118	111	60-140	6	30	
n-Butylbenzene	ug/L	ND	200	200	222	227	111	113	60-140	2	30	
n-Propylbenzene	ug/L	ND	200	200	339	348	169	174	60-140	3	30	M1
Naphthalene	ug/L	74.6	200	200	287	297	106	111	60-140	4	30	
o-Xylene	ug/L	113	200	200	321	311	104	99	60-140	3	30	
sec-Butylbenzene	ug/L	ND	200	200	197	196	98	98	60-140	1	30	
Styrene	ug/L	ND	200	200	213	204	106	102	60-140	4	30	
tert-Butylbenzene	ug/L	ND	200	200	175	172	88	86	60-140	2	30	
Tetrachloroethene	ug/L	ND	200	200	205	196	103	98	60-140	4	30	
Toluene	ug/L	11.0	200	200	216	198	102	93	60-140	9	30	
trans-1,2-Dichloroethene	ug/L	ND	200	200	235	221	118	111	60-140	6	30	
trans-1,3-Dichloropropene	ug/L	ND	200	200	218	208	109	104	60-140	5	30	
Trichloroethene	ug/L	ND	200	200	223	204	112	102	60-140	9	30	
Trichlorofluoromethane	ug/L	ND	200	200	218	205	109	102	60-140	6	30	
Vinyl chloride	ug/L	ND	200	200	223	214	112	107	60-140	4	30	
1,2-Dichloroethane-d4 (S)	%						112	108	70-130			
4-Bromofluorobenzene (S)	%						101	99	70-130			
Toluene-d8 (S)	%						101	100	70-130			

Results presented on this page are in the units indicated by the "Units" column except where an alternate unit is presented to the right of the result.

REPORT OF LABORATORY ANALYSIS

This report shall not be reproduced, except in full,
without the written consent of Pace Analytical Services, LLC.

Pace Analytical Services, LLC
9800 Kincey Ave. Suite 100
Huntersville, NC 28078
(704)875-9092

QUALITY CONTROL DATA

Project: CPC Huntersville (7/8/21)
Pace Project No.: 92548527

QC Batch: 634264
QC Batch Method: SM 6200B
Analysis Method: SM 6200B
Analysis Description: 6200B MSV
Laboratory: Pace Analytical Services - Charlotte
Associated Lab Samples: 92548527003, 92548527004

METHOD BLANK: 3331173 Matrix: Water
Associated Lab Samples: 92548527003, 92548527004

Parameter	Units	Blank Result	Reporting Limit	MDL	Analyzed	Qualifiers
1,1,1,2-Tetrachloroethane	ug/L	ND	0.50	0.31	07/19/21 12:49	
1,1,1-Trichloroethane	ug/L	ND	0.50	0.33	07/19/21 12:49	
1,1,2,2-Tetrachloroethane	ug/L	ND	0.50	0.22	07/19/21 12:49	
1,1,2-Trichloroethane	ug/L	ND	0.50	0.32	07/19/21 12:49	
1,1-Dichloroethane	ug/L	ND	0.50	0.37	07/19/21 12:49	
1,1-Dichloroethene	ug/L	ND	0.50	0.35	07/19/21 12:49	
1,1-Dichloropropene	ug/L	ND	0.50	0.43	07/19/21 12:49	
1,2,3-Trichlorobenzene	ug/L	ND	2.0	0.81	07/19/21 12:49	
1,2,3-Trichloropropane	ug/L	ND	0.50	0.26	07/19/21 12:49	
1,2,4-Trichlorobenzene	ug/L	ND	2.0	0.64	07/19/21 12:49	
1,2,4-Trimethylbenzene	ug/L	ND	0.50	0.50	07/19/21 12:49	
1,2-Dibromo-3-chloropropane	ug/L	ND	1.0	0.34	07/19/21 12:49	
1,2-Dibromoethane (EDB)	ug/L	ND	0.50	0.27	07/19/21 12:49	
1,2-Dichlorobenzene	ug/L	ND	0.50	0.34	07/19/21 12:49	
1,2-Dichloroethane	ug/L	ND	0.50	0.32	07/19/21 12:49	
1,2-Dichloropropane	ug/L	ND	0.50	0.36	07/19/21 12:49	
1,3,5-Trimethylbenzene	ug/L	ND	0.50	0.33	07/19/21 12:49	
1,3-Dichlorobenzene	ug/L	ND	0.50	0.34	07/19/21 12:49	
1,3-Dichloropropane	ug/L	ND	0.50	0.28	07/19/21 12:49	
1,4-Dichlorobenzene	ug/L	ND	0.50	0.33	07/19/21 12:49	
2,2-Dichloropropane	ug/L	ND	0.50	0.39	07/19/21 12:49	
2-Chlorotoluene	ug/L	ND	0.50	0.32	07/19/21 12:49	
4-Chlorotoluene	ug/L	ND	0.50	0.32	07/19/21 12:49	
Benzene	ug/L	ND	0.50	0.34	07/19/21 12:49	
Bromobenzene	ug/L	ND	0.50	0.29	07/19/21 12:49	
Bromochloromethane	ug/L	ND	0.50	0.47	07/19/21 12:49	
Bromodichloromethane	ug/L	ND	0.50	0.31	07/19/21 12:49	
Bromoform	ug/L	ND	0.50	0.34	07/19/21 12:49	
Bromomethane	ug/L	ND	5.0	1.7	07/19/21 12:49	
Carbon tetrachloride	ug/L	ND	0.50	0.33	07/19/21 12:49	
Chlorobenzene	ug/L	ND	0.50	0.28	07/19/21 12:49	
Chloroethane	ug/L	ND	1.0	0.65	07/19/21 12:49	
Chloroform	ug/L	ND	0.50	0.35	07/19/21 12:49	
Chloromethane	ug/L	ND	1.0	0.54	07/19/21 12:49	
cis-1,2-Dichloroethene	ug/L	ND	0.50	0.38	07/19/21 12:49	
cis-1,3-Dichloropropene	ug/L	ND	0.50	0.36	07/19/21 12:49	
Dibromochloromethane	ug/L	ND	0.50	0.36	07/19/21 12:49	
Dibromomethane	ug/L	ND	0.50	0.39	07/19/21 12:49	
Dichlorodifluoromethane	ug/L	ND	0.50	0.35	07/19/21 12:49	
Diisopropyl ether	ug/L	ND	0.50	0.31	07/19/21 12:49	

Results presented on this page are in the units indicated by the "Units" column except where an alternate unit is presented to the right of the result.

REPORT OF LABORATORY ANALYSIS

This report shall not be reproduced, except in full,
without the written consent of Pace Analytical Services, LLC.

Pace Analytical Services, LLC
9800 Kincey Ave. Suite 100
Huntersville, NC 28078
(704)875-9092

QUALITY CONTROL DATA

Project: CPC Huntersville (7/8/21)
Pace Project No.: 92548527

METHOD BLANK: 3331173 Matrix: Water
Associated Lab Samples: 92548527003, 92548527004

Parameter	Units	Blank Result	Reporting Limit	MDL	Analyzed	Qualifiers
Ethylbenzene	ug/L	ND	0.50	0.30	07/19/21 12:49	
Hexachloro-1,3-butadiene	ug/L	ND	2.0	1.5	07/19/21 12:49	
Isopropylbenzene (Cumene)	ug/L	ND	0.50	0.33	07/19/21 12:49	
m&p-Xylene	ug/L	ND	1.0	0.71	07/19/21 12:49	
Methyl-tert-butyl ether	ug/L	ND	0.50	0.42	07/19/21 12:49	
Methylene Chloride	ug/L	ND	2.0	2.0	07/19/21 12:49	
n-Butylbenzene	ug/L	ND	0.50	0.49	07/19/21 12:49	
n-Propylbenzene	ug/L	ND	0.50	0.34	07/19/21 12:49	
Naphthalene	ug/L	ND	2.0	0.64	07/19/21 12:49	
o-Xylene	ug/L	ND	0.50	0.34	07/19/21 12:49	
sec-Butylbenzene	ug/L	ND	0.50	0.40	07/19/21 12:49	
Styrene	ug/L	ND	0.50	0.29	07/19/21 12:49	
tert-Butylbenzene	ug/L	ND	0.50	0.32	07/19/21 12:49	
Tetrachloroethene	ug/L	ND	0.50	0.29	07/19/21 12:49	
Toluene	ug/L	ND	0.50	0.48	07/19/21 12:49	
trans-1,2-Dichloroethene	ug/L	ND	0.50	0.40	07/19/21 12:49	
trans-1,3-Dichloropropene	ug/L	ND	0.50	0.36	07/19/21 12:49	
Trichloroethene	ug/L	ND	0.50	0.38	07/19/21 12:49	
Trichlorofluoromethane	ug/L	ND	1.0	0.30	07/19/21 12:49	
Vinyl chloride	ug/L	ND	1.0	0.39	07/19/21 12:49	
1,2-Dichloroethane-d4 (S)	%	101	70-130		07/19/21 12:49	
4-Bromofluorobenzene (S)	%	101	70-130		07/19/21 12:49	
Toluene-d8 (S)	%	101	70-130		07/19/21 12:49	

LABORATORY CONTROL SAMPLE: 3331174

Parameter	Units	Spike Conc.	LCS Result	LCS % Rec	% Rec Limits	Qualifiers
1,1,1,2-Tetrachloroethane	ug/L	50	51.9	104	60-140	
1,1,1-Trichloroethane	ug/L	50	51.5	103	60-140	
1,1,2,2-Tetrachloroethane	ug/L	50	47.8	96	60-140	
1,1,2-Trichloroethane	ug/L	50	51.2	102	60-140	
1,1-Dichloroethane	ug/L	50	50.7	101	60-140	
1,1-Dichloroethene	ug/L	50	50.0	100	60-140	
1,1-Dichloropropene	ug/L	50	52.3	105	60-140	
1,2,3-Trichlorobenzene	ug/L	50	45.0	90	60-140	
1,2,3-Trichloropropane	ug/L	50	50.3	101	60-140	
1,2,4-Trichlorobenzene	ug/L	50	43.7	87	60-140	
1,2,4-Trimethylbenzene	ug/L	50	42.8	86	60-140	
1,2-Dibromo-3-chloropropane	ug/L	50	54.0	108	60-140	
1,2-Dibromoethane (EDB)	ug/L	50	49.7	99	60-140	
1,2-Dichlorobenzene	ug/L	50	43.8	88	60-140	
1,2-Dichloroethane	ug/L	50	45.3	91	60-140	
1,2-Dichloropropane	ug/L	50	48.3	97	60-140	
1,3,5-Trimethylbenzene	ug/L	50	42.6	85	60-140	

Results presented on this page are in the units indicated by the "Units" column except where an alternate unit is presented to the right of the result.

REPORT OF LABORATORY ANALYSIS

This report shall not be reproduced, except in full,
without the written consent of Pace Analytical Services, LLC.

Pace Analytical Services, LLC
9800 Kincey Ave. Suite 100
Huntersville, NC 28078
(704)875-9092

QUALITY CONTROL DATA

Project: CPC Huntersville (7/8/21)
Pace Project No.: 92548527

LABORATORY CONTROL SAMPLE: 3331174

Parameter	Units	Spike Conc.	LCS Result	LCS % Rec	% Rec Limits	Qualifiers
1,3-Dichlorobenzene	ug/L	50	42.1	84	60-140	
1,3-Dichloropropane	ug/L	50	48.6	97	60-140	
1,4-Dichlorobenzene	ug/L	50	42.9	86	60-140	
2,2-Dichloropropane	ug/L	50	55.0	110	60-140	
2-Chlorotoluene	ug/L	50	43.1	86	60-140	
4-Chlorotoluene	ug/L	50	42.7	85	60-140	
Benzene	ug/L	50	48.8	98	60-140	
Bromobenzene	ug/L	50	46.2	92	60-140	
Bromochloromethane	ug/L	50	53.2	106	60-140	
Bromodichloromethane	ug/L	50	51.5	103	60-140	
Bromoform	ug/L	50	60.4	121	60-140	
Bromomethane	ug/L	50	80.7	161	60-140	L1
Carbon tetrachloride	ug/L	50	53.2	106	60-140	
Chlorobenzene	ug/L	50	47.9	96	60-140	
Chloroethane	ug/L	50	54.7	109	60-140	
Chloroform	ug/L	50	50.5	101	60-140	
Chloromethane	ug/L	50	52.8	106	60-140	
cis-1,2-Dichloroethene	ug/L	50	49.7	99	60-140	
cis-1,3-Dichloropropene	ug/L	50	53.7	107	60-140	
Dibromochloromethane	ug/L	50	55.1	110	60-140	
Dibromomethane	ug/L	50	48.7	97	60-140	
Dichlorodifluoromethane	ug/L	50	46.1	92	60-140	
Diisopropyl ether	ug/L	50	50.8	102	60-140	
Ethylbenzene	ug/L	50	46.3	93	60-140	
Hexachloro-1,3-butadiene	ug/L	50	45.3	91	60-140	
Isopropylbenzene (Cumene)	ug/L	50	44.8	90	60-140	
m&p-Xylene	ug/L	100	92.0	92	60-140	
Methyl-tert-butyl ether	ug/L	50	53.5	107	60-140	
Methylene Chloride	ug/L	50	50.4	101	60-140	
n-Butylbenzene	ug/L	50	42.0	84	60-140	
n-Propylbenzene	ug/L	50	42.2	84	60-140	
Naphthalene	ug/L	50	46.3	93	60-140	
o-Xylene	ug/L	50	46.3	93	60-140	
sec-Butylbenzene	ug/L	50	39.6	79	60-140	
Styrene	ug/L	50	48.5	97	60-140	
tert-Butylbenzene	ug/L	50	35.5	71	60-140	
Tetrachloroethene	ug/L	50	48.0	96	60-140	
Toluene	ug/L	50	48.5	97	60-140	
trans-1,2-Dichloroethene	ug/L	50	51.8	104	60-140	
trans-1,3-Dichloropropene	ug/L	50	56.0	112	60-140	
Trichloroethene	ug/L	50	49.2	98	60-140	
Trichlorofluoromethane	ug/L	50	49.4	99	60-140	
Vinyl chloride	ug/L	50	52.4	105	60-140	
1,2-Dichloroethane-d4 (S)	%			100	70-130	
4-Bromofluorobenzene (S)	%			101	70-130	
Toluene-d8 (S)	%			100	70-130	

Results presented on this page are in the units indicated by the "Units" column except where an alternate unit is presented to the right of the result.

REPORT OF LABORATORY ANALYSIS

This report shall not be reproduced, except in full,
without the written consent of Pace Analytical Services, LLC.

Pace Analytical Services, LLC
9800 Kincey Ave. Suite 100
Huntersville, NC 28078
(704)875-9092

QUALITY CONTROL DATA

Project: CPC Huntersville (7/8/21)
Pace Project No.: 92548527

MATRIX SPIKE & MATRIX SPIKE DUPLICATE: 3331175 3331176

Parameter	Units	92548527003 Result	MS Spike Conc.	MSD Spike Conc.	MS Result	MSD Result	MS % Rec	MSD % Rec	% Rec Limits	RPD	Max RPD	Qual
1,1,1,2-Tetrachloroethane	ug/L	ND	20	20	21.8	20.7	109	104	60-140	5	30	
1,1,1-Trichloroethane	ug/L	ND	20	20	25.0	23.9	125	119	60-140	5	30	
1,1,2,2-Tetrachloroethane	ug/L	ND	20	20	20.8	19.2	104	96	60-140	8	30	
1,1,2-Trichloroethane	ug/L	ND	20	20	21.7	21.8	108	109	60-140	1	30	
1,1-Dichloroethane	ug/L	ND	20	20	24.2	23.1	121	115	60-140	5	30	
1,1-Dichloroethene	ug/L	ND	20	20	24.8	23.3	124	117	60-140	6	30	
1,1-Dichloropropene	ug/L	ND	20	20	25.3	24.4	127	122	60-140	3	30	
1,2,3-Trichlorobenzene	ug/L	ND	20	20	18.0	18.0	90	90	60-140	0	30	
1,2,3-Trichloropropane	ug/L	ND	20	20	21.3	19.8	106	99	60-140	7	30	
1,2,4-Trichlorobenzene	ug/L	ND	20	20	18.5	17.8	92	89	60-140	3	30	
1,2,4-Trimethylbenzene	ug/L	ND	20	20	18.8	17.6	94	88	60-140	7	30	
1,2-Dibromo-3-chloropropane	ug/L	ND	20	20	22.1	20.8	110	104	60-140	6	30	
1,2-Dibromoethane (EDB)	ug/L	ND	20	20	22.7	20.2	113	101	60-140	12	30	
1,2-Dichlorobenzene	ug/L	ND	20	20	18.9	18.0	94	90	60-140	5	30	
1,2-Dichloroethane	ug/L	ND	20	20	21.4	19.9	107	100	60-140	7	30	
1,2-Dichloropropane	ug/L	ND	20	20	22.0	21.1	110	106	60-140	4	30	
1,3,5-Trimethylbenzene	ug/L	ND	20	20	18.6	17.6	93	88	60-140	5	30	
1,3-Dichlorobenzene	ug/L	ND	20	20	18.3	17.3	92	86	60-140	6	30	
1,3-Dichloropropane	ug/L	ND	20	20	22.2	20.2	111	101	60-140	10	30	
1,4-Dichlorobenzene	ug/L	ND	20	20	18.5	17.9	93	89	60-140	3	30	
2,2-Dichloropropane	ug/L	ND	20	20	26.5	24.6	132	123	60-140	7	30	
2-Chlorotoluene	ug/L	ND	20	20	19.4	17.9	97	90	60-140	8	30	
4-Chlorotoluene	ug/L	ND	20	20	18.8	17.6	94	88	60-140	7	30	
Benzene	ug/L	ND	20	20	22.9	21.8	114	109	60-140	5	30	
Bromobenzene	ug/L	ND	20	20	20.8	18.8	104	94	60-140	10	30	
Bromochloromethane	ug/L	ND	20	20	24.9	24.1	124	121	60-140	3	30	
Bromodichloromethane	ug/L	ND	20	20	23.0	21.1	115	106	60-140	8	30	
Bromoform	ug/L	ND	20	20	24.1	22.6	121	113	60-140	6	30	
Bromomethane	ug/L	ND	20	20	35.1	35.0	175	175	60-140	0	30	M0
Carbon tetrachloride	ug/L	ND	20	20	24.5	23.1	122	116	60-140	6	30	
Chlorobenzene	ug/L	ND	20	20	21.4	19.7	107	99	60-140	8	30	
Chloroethane	ug/L	ND	20	20	28.2	24.9	141	125	60-140	13	30	M1
Chloroform	ug/L	ND	20	20	25.1	23.5	125	117	60-140	7	30	
Chloromethane	ug/L	ND	20	20	25.9	25.0	128	123	60-140	4	30	
cis-1,2-Dichloroethene	ug/L	ND	20	20	23.7	22.3	119	111	60-140	6	30	
cis-1,3-Dichloropropene	ug/L	ND	20	20	22.8	22.2	114	111	60-140	2	30	
Dibromochloromethane	ug/L	ND	20	20	23.2	21.2	116	106	60-140	9	30	
Dibromomethane	ug/L	ND	20	20	20.8	20.3	104	101	60-140	3	30	
Dichlorodifluoromethane	ug/L	ND	20	20	21.8	20.6	109	103	60-140	5	30	
Diisopropyl ether	ug/L	ND	20	20	22.6	21.7	113	108	60-140	4	30	
Ethylbenzene	ug/L	ND	20	20	20.9	19.5	105	98	60-140	7	30	
Hexachloro-1,3-butadiene	ug/L	ND	20	20	21.9	20.7	106	99	60-140	6	30	
Isopropylbenzene (Cumene)	ug/L	ND	20	20	20.0	18.7	100	93	60-140	7	30	
m&p-Xylene	ug/L	ND	40	40	41.9	38.1	105	95	60-140	9	30	

Results presented on this page are in the units indicated by the "Units" column except where an alternate unit is presented to the right of the result.

REPORT OF LABORATORY ANALYSIS

This report shall not be reproduced, except in full,
without the written consent of Pace Analytical Services, LLC.

Pace Analytical Services, LLC
9800 Kincey Ave. Suite 100
Huntersville, NC 28078
(704)875-9092

QUALITY CONTROL DATA

Project: CPC Huntersville (7/8/21)
Pace Project No.: 92548527

MATRIX SPIKE & MATRIX SPIKE DUPLICATE: 3331175 3331176

Parameter	Units	92548527003 Result	MS Spike Conc.	MSD Spike Conc.	MS Result	MSD Result	MS % Rec	MSD % Rec	% Rec Limits	RPD	Max RPD	Qual
Methyl-tert-butyl ether	ug/L	ND	20	20	24.3	22.9	121	114	60-140	6	30	
Methylene Chloride	ug/L	ND	20	20	24.1	22.4	120	112	60-140	7	30	
n-Butylbenzene	ug/L	ND	20	20	18.9	18.0	94	90	60-140	5	30	
n-Propylbenzene	ug/L	ND	20	20	18.8	17.4	94	87	60-140	8	30	
Naphthalene	ug/L	ND	20	20	17.3	17.2	87	86	60-140	1	30	
o-Xylene	ug/L	ND	20	20	20.6	19.1	103	96	60-140	7	30	
sec-Butylbenzene	ug/L	ND	20	20	18.2	17.3	91	86	60-140	5	30	
Styrene	ug/L	ND	20	20	21.4	19.7	107	98	60-140	8	30	
tert-Butylbenzene	ug/L	ND	20	20	15.7	15.2	79	76	60-140	3	30	
Tetrachloroethene	ug/L	ND	20	20	21.6	20.1	108	101	60-140	7	30	
Toluene	ug/L	ND	20	20	22.2	21.2	111	106	60-140	5	30	
trans-1,2-Dichloroethene	ug/L	ND	20	20	24.6	23.4	123	117	60-140	5	30	
trans-1,3-Dichloropropene	ug/L	ND	20	20	23.2	22.1	116	111	60-140	5	30	
Trichloroethene	ug/L	ND	20	20	23.1	21.8	115	109	60-140	6	30	
Trichlorofluoromethane	ug/L	ND	20	20	25.4	23.6	127	118	60-140	7	30	
Vinyl chloride	ug/L	ND	20	20	26.2	24.7	131	124	60-140	6	30	
1,2-Dichloroethane-d4 (S)	%						99	100	70-130			
4-Bromofluorobenzene (S)	%						101	101	70-130			
Toluene-d8 (S)	%						97	98	70-130			

Results presented on this page are in the units indicated by the "Units" column except where an alternate unit is presented to the right of the result.

REPORT OF LABORATORY ANALYSIS

This report shall not be reproduced, except in full,
without the written consent of Pace Analytical Services, LLC.

Pace Analytical Services, LLC
9800 Kincey Ave. Suite 100
Huntersville, NC 28078
(704)875-9092

QUALIFIERS

Project: CPC Huntersville (7/8/21)
Pace Project No.: 92548527

DEFINITIONS

DF - Dilution Factor, if reported, represents the factor applied to the reported data due to dilution of the sample aliquot.

ND - Not Detected at or above adjusted reporting limit.

TNTC - Too Numerous To Count

J - Estimated concentration above the adjusted method detection limit and below the adjusted reporting limit.

MDL - Adjusted Method Detection Limit.

PQL - Practical Quantitation Limit.

RL - Reporting Limit - The lowest concentration value that meets project requirements for quantitative data with known precision and bias for a specific analyte in a specific matrix.

S - Surrogate

1,2-Diphenylhydrazine decomposes to and cannot be separated from Azobenzene using Method 8270. The result for each analyte is a combined concentration.

Consistent with EPA guidelines, unrounded data are displayed and have been used to calculate % recovery and RPD values.

LCS(D) - Laboratory Control Sample (Duplicate)

MS(D) - Matrix Spike (Duplicate)

DUP - Sample Duplicate

RPD - Relative Percent Difference

NC - Not Calculable.

SG - Silica Gel - Clean-Up

U - Indicates the compound was analyzed for, but not detected.

Acid preservation may not be appropriate for 2 Chloroethylvinyl ether.

A separate vial preserved to a pH of 4-5 is recommended in SW846 Chapter 4 for the analysis of Acrolein and Acrylonitrile by EPA Method 8260.

N-Nitrosodiphenylamine decomposes and cannot be separated from Diphenylamine using Method 8270. The result reported for each analyte is a combined concentration.

Pace Analytical is TNI accredited. Contact your Pace PM for the current list of accredited analytes.

TNI - The NELAC Institute.

ANALYTE QUALIFIERS

L1	Analyte recovery in the laboratory control sample (LCS) was above QC limits. Results for this analyte in associated samples may be biased high.
M0	Matrix spike recovery and/or matrix spike duplicate recovery was outside laboratory control limits.
M1	Matrix spike recovery exceeded QC limits. Batch accepted based on laboratory control sample (LCS) recovery.
N2	The lab does not hold NELAC/TNI accreditation for this parameter but other accreditations/certifications may apply. A complete list of accreditations/certifications is available upon request.

This report shall not be reproduced, except in full,
without the written consent of Pace Analytical Services, LLC.

Pace Analytical Services, LLC
9800 Kincey Ave. Suite 100
Huntersville, NC 28078
(704)875-9092

QUALITY CONTROL DATA CROSS REFERENCE TABLE

Project: CPC Huntersville (7/8/21)
Pace Project No.: 92548527

Lab ID	Sample ID	QC Batch Method	QC Batch	Analytical Method	Analytical Batch
92548527001	**MW-02**	MADEP VPH	632558		
92548527002	**MW-05**	MADEP VPH	632558		
92548527003	**MW-06**	MADEP VPH	632558		
92548527004	**MW-07**	MADEP VPH	632558		
92548527005	**MW-25D**	MADEP VPH	632558		
92548527006	**MW-27**	MADEP VPH	632558		
92548527007	**MW-34**	MADEP VPH	632558		
92548527008	**MW-36**	MADEP VPH	632818		
92548527009	**MW-41**	MADEP VPH	632818		
92548527010	**MW-43**	MADEP VPH	632818		
92548527011	**MW-53**	MADEP VPH	632818		
92548527012	**MW-57**	MADEP VPH	632818		
92548527013	**MW-57D**	MADEP VPH	632818		
92548527014	**MW-69**	MADEP VPH	632818		
92548527015	**MW-71**	MADEP VPH	633379		
92548527016	**MW-92**	MADEP VPH	632818		
92548527017	**MW-93**	MADEP VPH	632818		
92548527018	**DUP-1-20210708**	MADEP VPH	632818		
92548527019	**DUP-2-20210708**	MADEP VPH	632818		
92548527001	**MW-02**	EPA 3010A	632638	EPA 6010D	632656
92548527002	**MW-05**	EPA 3010A	632638	EPA 6010D	632656
92548527003	**MW-06**	EPA 3010A	632638	EPA 6010D	632656
92548527004	**MW-07**	EPA 3010A	632638	EPA 6010D	632656
92548527005	**MW-25D**	EPA 3010A	632638	EPA 6010D	632656
92548527006	**MW-27**	EPA 3010A	632638	EPA 6010D	632656
92548527007	**MW-34**	EPA 3010A	632638	EPA 6010D	632656
92548527008	**MW-36**	EPA 3010A	632638	EPA 6010D	632656
92548527009	**MW-41**	EPA 3010A	632638	EPA 6010D	632656
92548527010	**MW-43**	EPA 3010A	632638	EPA 6010D	632656
92548527011	**MW-53**	EPA 3010A	632638	EPA 6010D	632656
92548527012	**MW-57**	EPA 3010A	632638	EPA 6010D	632656
92548527013	**MW-57D**	EPA 3010A	632638	EPA 6010D	632656
92548527014	**MW-69**	EPA 3010A	632638	EPA 6010D	632656
92548527015	**MW-71**	EPA 3010A	632638	EPA 6010D	632656
92548527016	**MW-92**	EPA 3010A	632638	EPA 6010D	632656
92548527017	**MW-93**	EPA 3010A	632975	EPA 6010D	633145
92548527018	**DUP-1-20210708**	EPA 3010A	632975	EPA 6010D	633145
92548527019	**DUP-2-20210708**	EPA 3010A	632975	EPA 6010D	633145
92548527001	**MW-02**	SM 6200B	632444		
92548527002	**MW-05**	SM 6200B	632444		
92548527003	**MW-06**	SM 6200B	634264		
92548527004	**MW-07**	SM 6200B	634264		
92548527005	**MW-25D**	SM 6200B	632444		
92548527006	**MW-27**	SM 6200B	632444		
92548527007	**MW-34**	SM 6200B	632444		

REPORT OF LABORATORY ANALYSIS

This report shall not be reproduced, except in full,
without the written consent of Pace Analytical Services, LLC.

Pace Analytical Services, LLC
9800 Kincey Ave. Suite 100
Huntersville, NC 28078
(704)875-9092

QUALITY CONTROL DATA CROSS REFERENCE TABLE

Project: CPC Huntersville (7/8/21)
Pace Project No.: 92548527

Lab ID	Sample ID	QC Batch Method	QC Batch	Analytical Method	Analytical Batch
92548527008	**MW-36**	SM 6200B	632444		
92548527009	**MW-41**	SM 6200B	632444		
92548527010	**MW-43**	SM 6200B	632444		
92548527011	**MW-53**	SM 6200B	632444		
92548527012	**MW-57**	SM 6200B	632444		
92548527013	**MW-57D**	SM 6200B	632444		
92548527014	**MW-69**	SM 6200B	632444		
92548527015	**MW-71**	SM 6200B	632727		
92548527016	**MW-92**	SM 6200B	632727		
92548527017	**MW-93**	SM 6200B	632539		
92548527018	**DUP-1-20210708**	SM 6200B	632539		
92548527019	**DUP-2-20210708**	SM 6200B	632539		
92548527020	**Trip Blank**	SM 6200B	632539		
92548527021	**Trip Blank**	SM 6200B	632539		

This report shall not be reproduced, except in full,
without the written consent of Pace Analytical Services, LLC.

Laboratory receiving samples:
Asheville ☐ Eden ☐ Greenwood ☐ Huntersville ☑ Raleigh ☐ Mechanicsville ☐ Atlanta ☐ Kernersville ☐

Sample Condition Upon Receipt

WO# : 92548527

92548527

Client Name: AECOM **Project #**

Courier: ☐ Fed Ex ☐ UPS ☐ USPS ☑ Client ☐ Commercial ☐ Pace ☐ Other:____

Custody Seal Present? ☐ Yes ☑ No **Seals Intact?** ☐ Yes ☑ No **Date/Initials-Person-Examining-Contents:**

Packing Material: ☐ Bubble Wrap ☑ Bubble Bags ☐ None ☐ Other **Biological Tissue Frozen?** ☐ Yes ☐ No ☑ N/A

Thermometer: ☑ IR Gun ID: 92T064 ☑ Wet ☐ Blue ☐ None **Type of Ice:**

Cooler Temp: 4.2 **Correction Factor:** Add/Subtract (°C) -0.1

Temp should be above freezing to 6°C
☐ Samples out of temp criteria. Samples on ice, cooling process has begun

Cooler Temp Corrected (°C): 4.1

USDA Regulated Soil (☑ N/A, water sample)
Did samples originate in a quarantine zone within the United States: CA, NY, or SC (check maps)? ☐ Yes ☐ No
Did samples originate from a foreign source (internationally, including Hawaii and Puerto Rico)? ☐ Yes ☐ No

				Comments/Discrepancy:
Chain of Custody Present?	☑ Yes	☐ No	☐ N/A	1.
Samples Arrived within Hold Time?	☑ Yes	☐ No	☐ N/A	2.
Short Hold Time Analysis (<72 hr.)?	☐ Yes	☑ No	☐ N/A	3.
Rush Turn Around Time Requested?	☐ Yes	☑ No	☐ N/A	4.
Sufficient Volume?	☑ Yes	☐ No	☐ N/A	5.
Correct Containers Used?	☑ Yes	☐ No	☐ N/A	6.
-Pace Containers Used?	☑ Yes	☐ No	☐ N/A	
Containers Intact?	☑ Yes	☐ No	☐ N/A	7.
Dissolved analysis: Samples Field Filtered?	☐ Yes	☐ No	☑ N/A	8.
Sample Labels Match COC? -Includes Date/Time/ID/Analysis Matrix: WW	☑ Yes	☐ No	☐ N/A	9.
Headspace in VOA Vials (>5-6mm)?	☐ Yes	☑ No	☐ N/A	10.
Trip Blank Present?	☑ Yes	☐ No	☐ N/A	11.
Trip Blank Custody Seals Present?	☑ Yes	☐ No	☐ N/A	

Field Data Required? ☐ Yes ☐ No

COMMENTS/SAMPLE DISCREPANCY

Lot ID of split containers:

CLIENT NOTIFICATION/RESOLUTION

Person contacted: Date/Time:

Project Manager SCURF Review: **Date:**

Project Manager SRF Review: **Date:**

***Check mark top half of box if pH and/or dechlorination is verified and within the acceptance range for preservation samples.**

Exceptions: VOA, Coliform, TOC, Oil and Grease, DRO/8015 (water) DOC, LLHg

****Bottom half of box is to list number of bottles**

Project # **WO# : 92548527**

PM: NMG Due Date: 07/15/21

CLIENT: 92-AECOM CHA

Item#	BP4U-125 mL Plastic Unpreserved (N/A) (Cl-)	BP3U-250 mL Plastic Unpreserved (N/A)	BP2U-500 mL Plastic Unpreserved (N/A)	BP1U-1 liter Plastic Unpreserved (N/A)	BP4S-125 mL Plastic H2SO4 (pH < 2) (Cl-)	BP3N-250 mL plastic HNO3 (pH < 2)	BP4Z-125 mL Plastic ZN Acetate & NaOH (>9)	BP4C-125 mL Plastic NaOH (pH > 12) (Cl-)	WGFU-Wide-mouthed Glass jar Unpreserved	AG1U-1 liter Amber Unpreserved (N/A) (Cl-)	AG1H-1 liter Amber HCl (pH < 2)	AG3U-250 mL Amber Unpreserved (N/A) (Cl-)	AG1S-1 liter Amber H2SO4 (pH < 2)	AG3S-250 mL Amber H2SO4 (pH < 2)	AG3A(DG3A)-250 mL Amber NH4Cl (N/A)(Cl-)	DG9H-40 mL VOA HCl (N/A)	VG9T-40 mL VOA Na2S2O3 (N/A)	VG9U-40 mL VOA Unp (N/A)	DG9P-40 mL VOA H3PO4 (N/A)	VOAK (6 vials per kit)-5035 kit (N/A)	V/GK (3 vials per kit)-VPH/Gas kit (N/A)	SP5T-125 mL Sterile Plastic (N/A - lab)	SP2T-250 mL Sterile Plastic (N/A - lab)		BP3A-250 mL Plastic (NH2)2SO4 (9.3-9.7)	AG0U-100 mL Amber Unpreserved vials (N/A)	VSGU-20 mL Scintillation vials (N/A)	DG9U-40 mL Amber Unpreserved vials (N/A)
1																7													
2																7													
3																7													
4																7													
5																7 6	MS 7/9/21												
6																6 7	MS 7/9/21												
7																7													
8																7													
9																7													
10																7													
11																7													
12																7													

pH Adjustment Log for Preserved Samples

Sample ID	Type of Preservative	pH upon receipt	Date preservation adjusted	Time preservation adjusted	Amount of Preservative added	Lot #

Note: Whenever there is a discrepancy affecting North Carolina compliance samples, a copy of this form will be sent to the North Carolina DEHNR Certification Office (i.e. Out of hold, incorrect preservative, out of temp, incorrect containers.

***Check mark top half of box if pH and/or dechlorination is verified and within the acceptance range for preservation samples.**

Exceptions: VOA, Coliform, TOC, Oil and Grease, DRO/8015 (water) DOC, LLHg

****Bottom half of box is to list number of bottles**

Project #

Item#	BP4U-125 mL Plastic Unpreserved (N/A) (Cl-)	BP3U-250 mL Plastic Unpreserved (N/A)	BP2U-500 mL Plastic Unpreserved (N/A)	BP1U-1 liter Plastic Unpreserved (N/A)	BP4S-125 mL Plastic H2SO4 (pH <2) (Cl-)	BP3N-250 mL plastic HNO3 (pH < 2)	BP4Z-125 mL Plastic ZN Acetate & NaOH (>9)	BP4C-125 mL Plastic NaOH (pH >12) (Cl-)	WGFU-Wide-mouthed Glass jar Unpreserved	AG1U-1 liter Amber Unpreserved (N/A) (Cl-)	AG1H-1 liter Amber HCl (pH < 2)	AG3U-250 mL Amber Unpreserved (N/A) (Cl-)	AG1S-1 liter Amber H2SO4 (pH < 2)	AG3S-250 mL Amber H2SO4 (pH < 2)	AG3A(DG3A)-250 mL Amber NH4Cl (N/A)(Cl-)	DG9H-40 mL VOA HCl (N/A)	VG9T-40 mL VOA Na2S2O3 (N/A)	VG9U-40 mL VOA Unp (N/A)	DG9P-40 mL VOA H3PO4 (N/A)	VOAK (6 vials per kit)-5035 kit (N/A)	V/GK (3 vials per kit)-VPH/Gas kit(N/A)	SP5T-125 mL Sterile Plastic (N/A - lab)	SP2T-250 mL Sterile Plastic (N/A - lab)		BP3A-250 mL Plastic (NH2)2SO4 (9.3-9.7)	AG0U-100 mL Amber Unpreserved vials (N/A)	VSGU-20 mL Scintillation vials (N/A)	DG9U-40 mL Amber Unpreserved vials (N/A)
1						1										7													
2						1										7													
3						1										7													
4						1										7													
5						1										7													
6						1										7													
7						1										7													
8																2													
9																2													
10																													
11																													
12																													

pH Adjustment Log for Preserved Samples

Sample ID	Type of Preservative	pH upon receipt	Date preservation adjusted	Time preservation adjusted	Amount of Preservative added	Lot #

Note: Whenever there is a discrepancy affecting North Carolina compliance samples, a copy of this form will be sent to the North Carolina DEHNR Certification Office (i.e. Out of hold, incorrect preservative, out of temp, incorrect containers.

Yellow

CHAIN-OF-CUSTODY / Analytical Request Document

The Chain-of-Custody is a LEGAL DOCUMENT. All relevant fields must be completed accurately.

Pace Analytical WWW.PACELABS.COM

Submitting a sample via this chain of custody constitutes acknowledgment and acceptance of the Pace Terms and Conditions found at https://info.pacelabs.com/hubfs/pas-standard-terms.pdf.

Section A — Required Client Information:

Company:	AECOM
Address:	6000 Fairview Road
	Suite 200, Charlotte, NC 28226
Email:	
Phone: (704)522-0330	Fax
Requested Due Date:	

Section B — Required Project Information:

Report To:	Andrew Wreschnig
Copy To:	
Purchase Order #:	
Project Name:	CPC Huntersville
Project #:	

Section C — Invoice Information:

Attention:	
Company Name:	
Address:	
Pace Quote:	
Pace Project Manager:	nicole.d'oleo@pacelabs.com,
Pace Profile #:	12518-3

Regulatory Agency: | State / Location: NC

Requested Analysis Filtered (Y/N)

ITEM #	SAMPLE ID (One Character per box. (A-Z, 0-9 / , -) Sample Ids must be unique)	MATRIX CODE (see valid codes to left)	SAMPLE TYPE (G=GRAB C=COMP)	COLLECTED START DATE	COLLECTED START TIME	COLLECTED END DATE	COLLECTED END TIME	SAMPLE TEMP AT COLLECTION	# OF CONTAINERS	Preservatives: Unpreserved	H2SO4	HNO3	HCl	NaOH	Na2S2O3	Methanol	Other	Analyses Test Y/N	6200B	NC VPH	6010 Lead	Trip BLANK	Residual Chlorine (Y/N)	92548527
1	MW-02	GW	G			7/8/21	1610		8			X	X						X	X	X			001
2	MW-05						1220																	002
3	MW-06						1440																	003
4	MW-07						1240																	004
5	MW-25D						1515		7															005
6	MW-27						1100		8															006
7	MW-34						1635																	007
8	MW-36						1130																	008
9	MW-41						1319																	009
10	MW-43						1137																	010
11	MW-53						1610																	011
12	MW-57						1235																	012

ADDITIONAL COMMENTS	RELINQUISHED BY / AFFILIATION	DATE	TIME	ACCEPTED BY / AFFILIATION	DATE	TIME
	Emily R. Love / AECOM	7/8/21	1754	MS Pace HVL	7/8/21	17:54

SAMPLE CONDITIONS: 4.1 | Y | N | Y

SAMPLER NAME AND SIGNATURE

PRINT Name of SAMPLER: Emily Love

SIGNATURE of SAMPLER: Emily R. Love

DATE Signed: 7/8/2021

TEMP in C | Received on Ice (Y/N) | Custody Sealed Cooler (Y/N) | Samples Intact (Y/N)

CHAIN-OF-CUSTODY / Analytical Request Document

The Chain-of-Custody is a LEGAL DOCUMENT. All relevant fields must be completed accurately.

Page : 1 Of 1

Pace Analytical® WWW.PACELABS.COM

Submitting a sample via this chain of custody constitutes acknowledgment and acceptance of the Pace Terms and Conditions found at https://info.pacelabs.com/hubfs/pas-standard-terms.pdf.

Section A
Required Client Information:

Company: AECOM
Address: 6000 Fairview Road
Suite 200, Charlotte, NC 28226
Email:
Phone: (704)522-0330 Fax:
Requested Due Date:

Section B
Required Project Information:

Report To: Andrew Wreschnig
Copy To:
Purchase Order #:
Project Name: CPC Huntersville
Project #:

Section C
Invoice Information:

Attention:
Company Name:
Address:
Pace Quote:
Pace Project Manager: nicole.d'oleo@pacelabs.com,
Pace Profile #: 12518-3

Regulatory Agency:
State / Location: NC

Requested Analysis Filtered (Y/N)

ITEM #	SAMPLE ID (One Character per box. (A-Z, 0-9 / , -) Sample Ids must be unique)	MATRIX CODE (see valid codes to left)	SAMPLE TYPE (G=GRAB C=COMP)	COLLECTED START DATE	COLLECTED START TIME	COLLECTED END DATE	COLLECTED END TIME	SAMPLE TEMP AT COLLECTION	# OF CONTAINERS	Preservatives: Unpreserved	H2SO4	HNO3	HCl	NaOH	Na2S2O3	Methanol	Other	Analyses Test: 6200B	NC VPH	6010 Lead	Trip BLANK	Residual Chlorine (Y/N)	92548527
1	MW-57D	TB	G			7/8/21	1505		8			X	X					X	X	X			013
2	MW-69						1504																014
3	MW-71						1500																015
4	MW-92						1315																016
5	MW-93						1155																017
6	DUP-1-20210708						-																018
7	DUP-2-20210708						-														X		019
8	Trip Blank																						020
9	Trip Blank																						021
10																							
11																							
12																							

TB G — 7/8/21 1505 — 8 — X X — X X X — 92548527

1504 1500 1315 1155 — — —

Pace Analytical Services, LLC
9800 Kincey Ave. Suite 100
Huntersville, NC 28078
(704)875-9092

July 16, 2021

Andrew Wreschnig
AECOM
6000 Fairview Road
Suite 200
Charlotte, NC 28210

RE: Project: CPC Huntersville (7/9/21)
Pace Project No.: 92548787

Dear Andrew Wreschnig:

Enclosed are the analytical results for sample(s) received by the laboratory on July 09, 2021. The results relate only to the samples included in this report. Results reported herein conform to the applicable TNI/NELAC Standards and the laboratory's Quality Manual, where applicable, unless otherwise noted in the body of the report.

The test results provided in this final report were generated by each of the following laboratories within the Pace Network:

- Pace Analytical Services - Asheville
- Pace Analytical Services - Charlotte

If you have any questions concerning this report, please feel free to contact me.

Sincerely,

Nicole D'Oleo

Nicole D'Oleo
nicole.d'oleo@pacelabs.com
(704)875-9092
Project Manager

Enclosures

cc: Teresa Amentt Jennings, AECOM
Jeff Morrison, Colonial Pipeline Company

This report shall not be reproduced, except in full,
without the written consent of Pace Analytical Services, LLC.

Pace Analytical Services, LLC
9800 Kincey Ave. Suite 100
Huntersville, NC 28078
(704)875-9092

CERTIFICATIONS

Project: CPC Huntersville (7/9/21)
Pace Project No.: 92548787

Pace Analytical Services Charlotte
9800 Kincey Ave. Ste 100, Huntersville, NC 28078
Louisiana/NELAP Certification # LA170028
North Carolina Drinking Water Certification #: 37706
North Carolina Field Services Certification #: 5342
North Carolina Wastewater Certification #: 12
South Carolina Certification #: 99006001
Florida/NELAP Certification #: E87627
Kentucky UST Certification #: 84
Virginia/VELAP Certification #: 460221

Pace Analytical Services Asheville
2225 Riverside Drive, Asheville, NC 28804
Florida/NELAP Certification #: E87648
North Carolina Drinking Water Certification #: 37712
North Carolina Wastewater Certification #: 40
South Carolina Certification #: 99030001
Virginia/VELAP Certification #: 460222

This report shall not be reproduced, except in full,
without the written consent of Pace Analytical Services, LLC.

Pace Analytical Services, LLC
9800 Kincey Ave. Suite 100
Huntersville, NC 28078
(704)875-9092

SAMPLE SUMMARY

Project: CPC Huntersville (7/9/21)
Pace Project No.: 92548787

Lab ID	Sample ID	Matrix	Date Collected	Date Received
92548787001	**MW-01**	Water	07/09/21 13:45	07/09/21 18:00
92548787002	**MW-03**	Water	07/09/21 11:45	07/09/21 18:00
92548787003	**MW-04**	Water	07/09/21 09:20	07/09/21 18:00
92548787004	**MW-07D**	Water	07/09/21 09:50	07/09/21 18:00
92548787005	**MW-09**	Water	07/09/21 09:51	07/09/21 18:00
92548787006	**MW-12**	Water	07/09/21 11:00	07/09/21 18:00
92548787007	**MW-15**	Water	07/09/21 16:50	07/09/21 18:00
92548787008	**MW-25**	Water	07/09/21 13:35	07/09/21 18:00
92548787009	**MW-29**	Water	07/09/21 10:40	07/09/21 18:00
92548787010	**MW-30**	Water	07/09/21 12:03	07/09/21 18:00
92548787011	**MW-32**	Water	07/09/21 11:30	07/09/21 18:00
92548787012	**MW-33**	Water	07/09/21 09:30	07/09/21 18:00
92548787013	**MW-35**	Water	07/09/21 14:20	07/09/21 18:00
92548787014	**MW-36DR**	Water	07/09/21 15:25	07/09/21 18:00
92548787015	**MW-52**	Water	07/09/21 13:50	07/09/21 18:00
92548787016	**MW-56**	Water	07/09/21 09:55	07/09/21 18:00
92548787017	**MW-58**	Water	07/09/21 13:45	07/09/21 18:00
92548787018	**MW-59**	Water	07/09/21 12:00	07/09/21 18:00
92548787019	**MW-59D**	Water	07/09/21 12:20	07/09/21 18:00
92548787020	**MW-61D**	Water	07/09/21 09:10	07/09/21 18:00
92548787021	**MW-87**	Water	07/09/21 12:05	07/09/21 18:00
92548787022	**MW-88**	Water	07/09/21 11:15	07/09/21 18:00
92548787023	**MW-89**	Water	07/09/21 09:45	07/09/21 18:00
92548787024	**DUP-1-20210709**	Water	07/09/21 00:00	07/09/21 18:00
92548787025	**DUP-2-20210709**	Water	07/09/21 00:00	07/09/21 18:00
92548787026	**FB-1-20210709**	Water	07/09/21 17:30	07/09/21 18:00
92548787027	**FB-2-20210709**	Water	07/09/21 17:35	07/09/21 18:00
92548787028	**TRIP BLANK**	Water	07/09/21 00:00	07/09/21 18:00
92548787029	**TRIP BLANK**	Water	07/09/21 00:00	07/09/21 18:00
92548787030	**TRIP BLANK**	Water	07/09/21 00:00	07/09/21 18:00

This report shall not be reproduced, except in full,
without the written consent of Pace Analytical Services, LLC.

Pace Analytical Services, LLC
9800 Kincey Ave. Suite 100
Huntersville, NC 28078
(704)875-9092

SAMPLE ANALYTE COUNT

Project: CPC Huntersville (7/9/21)
Pace Project No.: 92548787

Lab ID	Sample ID	Method	Analysts	Analytes Reported	Laboratory
92548787001	**MW-01**	MADEP VPH	MAD	6	PASI-C
		EPA 6010D	DS	1	PASI-A
		SM 6200B	SAS	63	PASI-C
92548787002	**MW-03**	MADEP VPH	MAD	6	PASI-C
		EPA 6010D	DS	1	PASI-A
		SM 6200B	SAS	63	PASI-C
92548787003	**MW-04**	MADEP VPH	MAD	6	PASI-C
		EPA 6010D	DS	1	PASI-A
		SM 6200B	SAS	63	PASI-C
92548787004	**MW-07D**	MADEP VPH	MAD	6	PASI-C
		EPA 6010D	DS	1	PASI-A
		SM 6200B	SAS	63	PASI-C
92548787005	**MW-09**	MADEP VPH	MAD	6	PASI-C
		EPA 6010D	DS	1	PASI-A
		SM 6200B	SAS	63	PASI-C
92548787006	**MW-12**	MADEP VPH	MAD	6	PASI-C
		EPA 6010D	DS	1	PASI-A
		SM 6200B	SAS	63	PASI-C
92548787007	**MW-15**	MADEP VPH	MAD	6	PASI-C
		EPA 6010D	DS	1	PASI-A
		SM 6200B	SAS	63	PASI-C
92548787008	**MW-25**	MADEP VPH	MAD	6	PASI-C
		EPA 6010D	DS	1	PASI-A
		SM 6200B	SAS	63	PASI-C
92548787009	**MW-29**	MADEP VPH	MAD	6	PASI-C
		EPA 6010D	DS	1	PASI-A
		SM 6200B	SAS	63	PASI-C
92548787010	**MW-30**	MADEP VPH	MAD	6	PASI-C
		EPA 6010D	DS	1	PASI-A
		SM 6200B	SAS	63	PASI-C
92548787011	**MW-32**	MADEP VPH	MAD	6	PASI-C
		EPA 6010D	SH1	1	PASI-A
		SM 6200B	PM1	63	PASI-C
92548787012	**MW-33**	MADEP VPH	MAD	6	PASI-C
		EPA 6010D	SH1	1	PASI-A
		SM 6200B	PM1	63	PASI-C
92548787013	**MW-35**	MADEP VPH	MAD	6	PASI-C

This report shall not be reproduced, except in full,
without the written consent of Pace Analytical Services, LLC.

Pace Analytical Services, LLC
9800 Kincey Ave. Suite 100
Huntersville, NC 28078
(704)875-9092

SAMPLE ANALYTE COUNT

Project: CPC Huntersville (7/9/21)
Pace Project No.: 92548787

Lab ID	Sample ID	Method	Analysts	Analytes Reported	Laboratory
		EPA 6010D	SH1	1	PASI-A
		SM 6200B	PM1	63	PASI-C
92548787014	**MW-36DR**	MADEP VPH	MAD	6	PASI-C
		EPA 6010D	DS	1	PASI-A
		SM 6200B	PM1	63	PASI-C
92548787015	**MW-52**	MADEP VPH	MAD	6	PASI-C
		EPA 6010D	DS	1	PASI-A
		SM 6200B	SAS	63	PASI-C
92548787016	**MW-56**	MADEP VPH	MAD	6	PASI-C
		EPA 6010D	DS	1	PASI-A
		SM 6200B	PM1	63	PASI-C
92548787017	**MW-58**	MADEP VPH	MAD	6	PASI-C
		EPA 6010D	DS	1	PASI-A
		SM 6200B	SAS	63	PASI-C
92548787018	**MW-59**	MADEP VPH	MAD	6	PASI-C
		EPA 6010D	DS	1	PASI-A
		SM 6200B	SAS	63	PASI-C
92548787019	**MW-59D**	MADEP VPH	MAD	6	PASI-C
		EPA 6010D	DS	1	PASI-A
		SM 6200B	SAS	63	PASI-C
92548787020	**MW-61D**	MADEP VPH	MAD	6	PASI-C
		EPA 6010D	DS	1	PASI-A
		SM 6200B	SAS	63	PASI-C
92548787021	**MW-87**	MADEP VPH	MAD	6	PASI-C
		EPA 6010D	DS	1	PASI-A
		SM 6200B	SAS	63	PASI-C
92548787022	**MW-88**	MADEP VPH	MAD	6	PASI-C
		EPA 6010D	DS	1	PASI-A
		SM 6200B	SAS	63	PASI-C
92548787023	**MW-89**	MADEP VPH	MAD	6	PASI-C
		EPA 6010D	DS	1	PASI-A
		SM 6200B	PM1	63	PASI-C
92548787024	**DUP-1-20210709**	MADEP VPH	MAD	6	PASI-C
		EPA 6010D	DS	1	PASI-A
		SM 6200B	SAS	63	PASI-C
92548787025	**DUP-2-20210709**	MADEP VPH	MAD	6	PASI-C
		EPA 6010D	DS	1	PASI-A

This report shall not be reproduced, except in full,
without the written consent of Pace Analytical Services, LLC.

Pace Analytical Services, LLC
9800 Kincey Ave. Suite 100
Huntersville, NC 28078
(704)875-9092

SAMPLE ANALYTE COUNT

Project: CPC Huntersville (7/9/21)
Pace Project No.: 92548787

Lab ID	Sample ID	Method	Analysts	Analytes Reported	Laboratory
		SM 6200B	SAS	63	PASI-C
92548787026	**FB-1-20210709**	MADEP VPH	MAD	6	PASI-C
		SM 6200B	PM1	63	PASI-C
92548787027	**FB-2-20210709**	MADEP VPH	MAD	6	PASI-C
		SM 6200B	PM1	63	PASI-C
92548787028	**TRIP BLANK**	SM 6200B	PM1	63	PASI-C
92548787029	**TRIP BLANK**	SM 6200B	PM1	63	PASI-C
92548787030	**TRIP BLANK**	SM 6200B	PM1	63	PASI-C

PASI-A = Pace Analytical Services - Asheville
PASI-C = Pace Analytical Services - Charlotte

This report shall not be reproduced, except in full,
without the written consent of Pace Analytical Services, LLC.

Pace Analytical Services, LLC
9800 Kincey Ave. Suite 100
Huntersville, NC 28078
(704)875-9092

ANALYTICAL RESULTS

Project: CPC Huntersville (7/9/21)
Pace Project No.: 92548787

Sample: MW-01 **Lab ID: 92548787001** Collected: 07/09/21 13:45 Received: 07/09/21 18:00 Matrix: Water

Parameters	Results	Units	Report Limit	MDL	DF	Prepared	Analyzed	CAS No.	Qual
VPH NC Water	Analytical Method: MADEP VPH Pace Analytical Services - Charlotte								
Total VPH (C5-C12)	ND	ug/L	50.0	50.0	1		07/14/21 07:30		N2
Aliphatic (C05-C08)	ND	ug/L	50.0	50.0	1		07/14/21 07:30		N2
Aliphatic(C09-C12) Adjusted	ND	ug/L	50.0	50.0	1		07/14/21 07:30		N2
Aromatic (C09-C10)	ND	ug/L	50.0	50.0	1		07/14/21 07:30		N2
Surrogates									
4-Bromofluorobenzene (FID) (S)	91	%	70-130		1		07/14/21 07:30	460-00-4	
4-Bromofluorobenzene (PID) (S)	86	%	70-130		1		07/14/21 07:30	460-00-4	
6010 MET ICP	Analytical Method: EPA 6010D Preparation Method: EPA 3010A Pace Analytical Services - Asheville								
Lead	ND	ug/L	5.0	4.5	1	07/14/21 05:13	07/14/21 20:18	7439-92-1	
6200B MSV	Analytical Method: SM 6200B Pace Analytical Services - Charlotte								
Benzene	ND	ug/L	0.50	0.34	1		07/13/21 01:12	71-43-2	
Bromobenzene	ND	ug/L	0.50	0.29	1		07/13/21 01:12	108-86-1	
Bromochloromethane	ND	ug/L	0.50	0.47	1		07/13/21 01:12	74-97-5	
Bromodichloromethane	ND	ug/L	0.50	0.31	1		07/13/21 01:12	75-27-4	
Bromoform	ND	ug/L	0.50	0.34	1		07/13/21 01:12	75-25-2	
Bromomethane	ND	ug/L	5.0	1.7	1		07/13/21 01:12	74-83-9	
n-Butylbenzene	ND	ug/L	0.50	0.49	1		07/13/21 01:12	104-51-8	
sec-Butylbenzene	ND	ug/L	0.50	0.40	1		07/13/21 01:12	135-98-8	
tert-Butylbenzene	ND	ug/L	0.50	0.32	1		07/13/21 01:12	98-06-6	
Carbon tetrachloride	ND	ug/L	0.50	0.33	1		07/13/21 01:12	56-23-5	
Chlorobenzene	ND	ug/L	0.50	0.28	1		07/13/21 01:12	108-90-7	
Chloroethane	ND	ug/L	1.0	0.65	1		07/13/21 01:12	75-00-3	
Chloroform	ND	ug/L	0.50	0.35	1		07/13/21 01:12	67-66-3	
Chloromethane	ND	ug/L	1.0	0.54	1		07/13/21 01:12	74-87-3	
2-Chlorotoluene	ND	ug/L	0.50	0.32	1		07/13/21 01:12	95-49-8	
4-Chlorotoluene	ND	ug/L	0.50	0.32	1		07/13/21 01:12	106-43-4	
1,2-Dibromo-3-chloropropane	ND	ug/L	1.0	0.34	1		07/13/21 01:12	96-12-8	
Dibromochloromethane	ND	ug/L	0.50	0.36	1		07/13/21 01:12	124-48-1	
1,2-Dibromoethane (EDB)	ND	ug/L	0.50	0.27	1		07/13/21 01:12	106-93-4	
Dibromomethane	ND	ug/L	0.50	0.39	1		07/13/21 01:12	74-95-3	
1,2-Dichlorobenzene	ND	ug/L	0.50	0.34	1		07/13/21 01:12	95-50-1	
1,3-Dichlorobenzene	ND	ug/L	0.50	0.34	1		07/13/21 01:12	541-73-1	
1,4-Dichlorobenzene	ND	ug/L	0.50	0.33	1		07/13/21 01:12	106-46-7	
Dichlorodifluoromethane	ND	ug/L	0.50	0.35	1		07/13/21 01:12	75-71-8	
1,1-Dichloroethane	ND	ug/L	0.50	0.37	1		07/13/21 01:12	75-34-3	
1,2-Dichloroethane	ND	ug/L	0.50	0.32	1		07/13/21 01:12	107-06-2	
1,1-Dichloroethene	ND	ug/L	0.50	0.35	1		07/13/21 01:12	75-35-4	
cis-1,2-Dichloroethene	ND	ug/L	0.50	0.38	1		07/13/21 01:12	156-59-2	
trans-1,2-Dichloroethene	ND	ug/L	0.50	0.40	1		07/13/21 01:12	156-60-5	
1,2-Dichloropropane	ND	ug/L	0.50	0.36	1		07/13/21 01:12	78-87-5	
1,3-Dichloropropane	ND	ug/L	0.50	0.28	1		07/13/21 01:12	142-28-9	

REPORT OF LABORATORY ANALYSIS

This report shall not be reproduced, except in full,
without the written consent of Pace Analytical Services, LLC.

Pace Analytical Services, LLC
9800 Kincey Ave. Suite 100
Huntersville, NC 28078
(704)875-9092

ANALYTICAL RESULTS

Project: CPC Huntersville (7/9/21)
Pace Project No.: 92548787

Sample: MW-01 **Lab ID: 92548787001** Collected: 07/09/21 13:45 Received: 07/09/21 18:00 Matrix: Water

Parameters	Results	Units	Report Limit	MDL	DF	Prepared	Analyzed	CAS No.	Qual
6200B MSV	Analytical Method: SM 6200B Pace Analytical Services - Charlotte								
2,2-Dichloropropane	ND	ug/L	0.50	0.39	1		07/13/21 01:12	594-20-7	
1,1-Dichloropropene	ND	ug/L	0.50	0.43	1		07/13/21 01:12	563-58-6	
cis-1,3-Dichloropropene	ND	ug/L	0.50	0.36	1		07/13/21 01:12	10061-01-5	
trans-1,3-Dichloropropene	ND	ug/L	0.50	0.36	1		07/13/21 01:12	10061-02-6	
Diisopropyl ether	ND	ug/L	0.50	0.31	1		07/13/21 01:12	108-20-3	
Ethylbenzene	ND	ug/L	0.50	0.30	1		07/13/21 01:12	100-41-4	
Hexachloro-1,3-butadiene	ND	ug/L	2.0	1.5	1		07/13/21 01:12	87-68-3	
Isopropylbenzene (Cumene)	ND	ug/L	0.50	0.33	1		07/13/21 01:12	98-82-8	
Methylene Chloride	ND	ug/L	2.0	2.0	1		07/13/21 01:12	75-09-2	
Methyl-tert-butyl ether	ND	ug/L	0.50	0.42	1		07/13/21 01:12	1634-04-4	
Naphthalene	ND	ug/L	2.0	0.64	1		07/13/21 01:12	91-20-3	
n-Propylbenzene	ND	ug/L	0.50	0.34	1		07/13/21 01:12	103-65-1	
Styrene	ND	ug/L	0.50	0.29	1		07/13/21 01:12	100-42-5	
1,1,1,2-Tetrachloroethane	ND	ug/L	0.50	0.31	1		07/13/21 01:12	630-20-6	
1,1,2,2-Tetrachloroethane	ND	ug/L	0.50	0.22	1		07/13/21 01:12	79-34-5	
Tetrachloroethene	ND	ug/L	0.50	0.29	1		07/13/21 01:12	127-18-4	
Toluene	ND	ug/L	0.50	0.48	1		07/13/21 01:12	108-88-3	
1,2,3-Trichlorobenzene	ND	ug/L	2.0	0.81	1		07/13/21 01:12	87-61-6	
1,2,4-Trichlorobenzene	ND	ug/L	2.0	0.64	1		07/13/21 01:12	120-82-1	
1,1,1-Trichloroethane	ND	ug/L	0.50	0.33	1		07/13/21 01:12	71-55-6	
1,1,2-Trichloroethane	ND	ug/L	0.50	0.32	1		07/13/21 01:12	79-00-5	
Trichloroethene	ND	ug/L	0.50	0.38	1		07/13/21 01:12	79-01-6	
Trichlorofluoromethane	ND	ug/L	1.0	0.30	1		07/13/21 01:12	75-69-4	
1,2,3-Trichloropropane	ND	ug/L	0.50	0.26	1		07/13/21 01:12	96-18-4	
1,2,4-Trimethylbenzene	ND	ug/L	0.50	0.50	1		07/13/21 01:12	95-63-6	
1,3,5-Trimethylbenzene	ND	ug/L	0.50	0.33	1		07/13/21 01:12	108-67-8	
Vinyl chloride	ND	ug/L	1.0	0.39	1		07/13/21 01:12	75-01-4	
m&p-Xylene	ND	ug/L	1.0	0.71	1		07/13/21 01:12	179601-23-1	
o-Xylene	ND	ug/L	0.50	0.34	1		07/13/21 01:12	95-47-6	
Surrogates									
1,2-Dichloroethane-d4 (S)	100	%	70-130		1		07/13/21 01:12	17060-07-0	
4-Bromofluorobenzene (S)	96	%	70-130		1		07/13/21 01:12	460-00-4	
Toluene-d8 (S)	104	%	70-130		1		07/13/21 01:12	2037-26-5	

REPORT OF LABORATORY ANALYSIS

This report shall not be reproduced, except in full,
without the written consent of Pace Analytical Services, LLC.

Pace Analytical Services, LLC
9800 Kincey Ave. Suite 100
Huntersville, NC 28078
(704)875-9092

ANALYTICAL RESULTS

Project: CPC Huntersville (7/9/21)
Pace Project No.: 92548787

Sample: MW-03 **Lab ID: 92548787002** Collected: 07/09/21 11:45 Received: 07/09/21 18:00 Matrix: Water

Parameters	Results	Units	Report Limit	MDL	DF	Prepared	Analyzed	CAS No.	Qual
VPH NC Water	Analytical Method: MADEP VPH Pace Analytical Services - Charlotte								
Total VPH (C5-C12)	ND	ug/L	50.0	50.0	1		07/14/21 07:59		N2
Aliphatic (C05-C08)	ND	ug/L	50.0	50.0	1		07/14/21 07:59		N2
Aliphatic(C09-C12) Adjusted	ND	ug/L	50.0	50.0	1		07/14/21 07:59		N2
Aromatic (C09-C10)	ND	ug/L	50.0	50.0	1		07/14/21 07:59		N2
Surrogates									
4-Bromofluorobenzene (FID) (S)	91	%	70-130		1		07/14/21 07:59	460-00-4	
4-Bromofluorobenzene (PID) (S)	86	%	70-130		1		07/14/21 07:59	460-00-4	
6010 MET ICP	Analytical Method: EPA 6010D Preparation Method: EPA 3010A Pace Analytical Services - Asheville								
Lead	ND	ug/L	5.0	4.5	1	07/14/21 05:13	07/14/21 20:38	7439-92-1	
6200B MSV	Analytical Method: SM 6200B Pace Analytical Services - Charlotte								
Benzene	ND	ug/L	0.50	0.34	1		07/13/21 01:30	71-43-2	
Bromobenzene	ND	ug/L	0.50	0.29	1		07/13/21 01:30	108-86-1	
Bromochloromethane	ND	ug/L	0.50	0.47	1		07/13/21 01:30	74-97-5	
Bromodichloromethane	ND	ug/L	0.50	0.31	1		07/13/21 01:30	75-27-4	
Bromoform	ND	ug/L	0.50	0.34	1		07/13/21 01:30	75-25-2	
Bromomethane	ND	ug/L	5.0	1.7	1		07/13/21 01:30	74-83-9	
n-Butylbenzene	ND	ug/L	0.50	0.49	1		07/13/21 01:30	104-51-8	
sec-Butylbenzene	ND	ug/L	0.50	0.40	1		07/13/21 01:30	135-98-8	
tert-Butylbenzene	ND	ug/L	0.50	0.32	1		07/13/21 01:30	98-06-6	
Carbon tetrachloride	ND	ug/L	0.50	0.33	1		07/13/21 01:30	56-23-5	
Chlorobenzene	ND	ug/L	0.50	0.28	1		07/13/21 01:30	108-90-7	
Chloroethane	ND	ug/L	1.0	0.65	1		07/13/21 01:30	75-00-3	
Chloroform	ND	ug/L	0.50	0.35	1		07/13/21 01:30	67-66-3	
Chloromethane	ND	ug/L	1.0	0.54	1		07/13/21 01:30	74-87-3	
2-Chlorotoluene	ND	ug/L	0.50	0.32	1		07/13/21 01:30	95-49-8	
4-Chlorotoluene	ND	ug/L	0.50	0.32	1		07/13/21 01:30	106-43-4	
1,2-Dibromo-3-chloropropane	ND	ug/L	1.0	0.34	1		07/13/21 01:30	96-12-8	
Dibromochloromethane	ND	ug/L	0.50	0.36	1		07/13/21 01:30	124-48-1	
1,2-Dibromoethane (EDB)	ND	ug/L	0.50	0.27	1		07/13/21 01:30	106-93-4	
Dibromomethane	ND	ug/L	0.50	0.39	1		07/13/21 01:30	74-95-3	
1,2-Dichlorobenzene	ND	ug/L	0.50	0.34	1		07/13/21 01:30	95-50-1	
1,3-Dichlorobenzene	ND	ug/L	0.50	0.34	1		07/13/21 01:30	541-73-1	
1,4-Dichlorobenzene	ND	ug/L	0.50	0.33	1		07/13/21 01:30	106-46-7	
Dichlorodifluoromethane	ND	ug/L	0.50	0.35	1		07/13/21 01:30	75-71-8	
1,1-Dichloroethane	ND	ug/L	0.50	0.37	1		07/13/21 01:30	75-34-3	
1,2-Dichloroethane	ND	ug/L	0.50	0.32	1		07/13/21 01:30	107-06-2	
1,1-Dichloroethene	ND	ug/L	0.50	0.35	1		07/13/21 01:30	75-35-4	
cis-1,2-Dichloroethene	ND	ug/L	0.50	0.38	1		07/13/21 01:30	156-59-2	
trans-1,2-Dichloroethene	ND	ug/L	0.50	0.40	1		07/13/21 01:30	156-60-5	
1,2-Dichloropropane	ND	ug/L	0.50	0.36	1		07/13/21 01:30	78-87-5	
1,3-Dichloropropane	ND	ug/L	0.50	0.28	1		07/13/21 01:30	142-28-9	

REPORT OF LABORATORY ANALYSIS

This report shall not be reproduced, except in full,
without the written consent of Pace Analytical Services, LLC.

Pace Analytical Services, LLC
9800 Kincey Ave. Suite 100
Huntersville, NC 28078
(704)875-9092

ANALYTICAL RESULTS

Project: CPC Huntersville (7/9/21)
Pace Project No.: 92548787

Sample: MW-03 **Lab ID: 92548787002** Collected: 07/09/21 11:45 Received: 07/09/21 18:00 Matrix: Water

Parameters	Results	Units	Report Limit	MDL	DF	Prepared	Analyzed	CAS No.	Qual
6200B MSV	Analytical Method: SM 6200B Pace Analytical Services - Charlotte								
2,2-Dichloropropane	ND	ug/L	0.50	0.39	1		07/13/21 01:30	594-20-7	
1,1-Dichloropropene	ND	ug/L	0.50	0.43	1		07/13/21 01:30	563-58-6	
cis-1,3-Dichloropropene	ND	ug/L	0.50	0.36	1		07/13/21 01:30	10061-01-5	
trans-1,3-Dichloropropene	ND	ug/L	0.50	0.36	1		07/13/21 01:30	10061-02-6	
Diisopropyl ether	ND	ug/L	0.50	0.31	1		07/13/21 01:30	108-20-3	
Ethylbenzene	ND	ug/L	0.50	0.30	1		07/13/21 01:30	100-41-4	
Hexachloro-1,3-butadiene	ND	ug/L	2.0	1.5	1		07/13/21 01:30	87-68-3	
Isopropylbenzene (Cumene)	ND	ug/L	0.50	0.33	1		07/13/21 01:30	98-82-8	
Methylene Chloride	ND	ug/L	2.0	2.0	1		07/13/21 01:30	75-09-2	
Methyl-tert-butyl ether	ND	ug/L	0.50	0.42	1		07/13/21 01:30	1634-04-4	
Naphthalene	ND	ug/L	2.0	0.64	1		07/13/21 01:30	91-20-3	
n-Propylbenzene	ND	ug/L	0.50	0.34	1		07/13/21 01:30	103-65-1	
Styrene	ND	ug/L	0.50	0.29	1		07/13/21 01:30	100-42-5	
1,1,1,2-Tetrachloroethane	ND	ug/L	0.50	0.31	1		07/13/21 01:30	630-20-6	
1,1,2,2-Tetrachloroethane	ND	ug/L	0.50	0.22	1		07/13/21 01:30	79-34-5	
Tetrachloroethene	ND	ug/L	0.50	0.29	1		07/13/21 01:30	127-18-4	
Toluene	**0.51**	ug/L	0.50	0.48	1		07/13/21 01:30	108-88-3	
1,2,3-Trichlorobenzene	ND	ug/L	2.0	0.81	1		07/13/21 01:30	87-61-6	
1,2,4-Trichlorobenzene	ND	ug/L	2.0	0.64	1		07/13/21 01:30	120-82-1	
1,1,1-Trichloroethane	ND	ug/L	0.50	0.33	1		07/13/21 01:30	71-55-6	
1,1,2-Trichloroethane	ND	ug/L	0.50	0.32	1		07/13/21 01:30	79-00-5	
Trichloroethene	ND	ug/L	0.50	0.38	1		07/13/21 01:30	79-01-6	
Trichlorofluoromethane	ND	ug/L	1.0	0.30	1		07/13/21 01:30	75-69-4	
1,2,3-Trichloropropane	ND	ug/L	0.50	0.26	1		07/13/21 01:30	96-18-4	
1,2,4-Trimethylbenzene	ND	ug/L	0.50	0.50	1		07/13/21 01:30	95-63-6	
1,3,5-Trimethylbenzene	ND	ug/L	0.50	0.33	1		07/13/21 01:30	108-67-8	
Vinyl chloride	ND	ug/L	1.0	0.39	1		07/13/21 01:30	75-01-4	
m&p-Xylene	ND	ug/L	1.0	0.71	1		07/13/21 01:30	179601-23-1	
o-Xylene	ND	ug/L	0.50	0.34	1		07/13/21 01:30	95-47-6	
Surrogates									
1,2-Dichloroethane-d4 (S)	102	%	70-130		1		07/13/21 01:30	17060-07-0	
4-Bromofluorobenzene (S)	97	%	70-130		1		07/13/21 01:30	460-00-4	
Toluene-d8 (S)	100	%	70-130		1		07/13/21 01:30	2037-26-5	

REPORT OF LABORATORY ANALYSIS

This report shall not be reproduced, except in full,
without the written consent of Pace Analytical Services, LLC.

Pace Analytical Services, LLC
9800 Kincey Ave. Suite 100
Huntersville, NC 28078
(704)875-9092

ANALYTICAL RESULTS

Project: CPC Huntersville (7/9/21)
Pace Project No.: 92548787

Sample: MW-04 **Lab ID: 92548787003** Collected: 07/09/21 09:20 Received: 07/09/21 18:00 Matrix: Water

Parameters	Results	Units	Report Limit	MDL	DF	Prepared	Analyzed	CAS No.	Qual
VPH NC Water	Analytical Method: MADEP VPH Pace Analytical Services - Charlotte								
Total VPH (C5-C12)	ND	ug/L	50.0	50.0	1		07/14/21 08:27		N2
Aliphatic (C05-C08)	ND	ug/L	50.0	50.0	1		07/14/21 08:27		N2
Aliphatic(C09-C12) Adjusted	ND	ug/L	50.0	50.0	1		07/14/21 08:27		N2
Aromatic (C09-C10)	ND	ug/L	50.0	50.0	1		07/14/21 08:27		N2
Surrogates									
4-Bromofluorobenzene (FID) (S)	89	%	70-130		1		07/14/21 08:27	460-00-4	
4-Bromofluorobenzene (PID) (S)	84	%	70-130		1		07/14/21 08:27	460-00-4	
6010 MET ICP	Analytical Method: EPA 6010D Preparation Method: EPA 3010A Pace Analytical Services - Asheville								
Lead	ND	ug/L	5.0	4.5	1	07/14/21 05:13	07/14/21 20:41	7439-92-1	
6200B MSV	Analytical Method: SM 6200B Pace Analytical Services - Charlotte								
Benzene	**0.43J**	ug/L	0.50	0.34	1		07/13/21 01:48	71-43-2	
Bromobenzene	ND	ug/L	0.50	0.29	1		07/13/21 01:48	108-86-1	
Bromochloromethane	ND	ug/L	0.50	0.47	1		07/13/21 01:48	74-97-5	
Bromodichloromethane	ND	ug/L	0.50	0.31	1		07/13/21 01:48	75-27-4	
Bromoform	ND	ug/L	0.50	0.34	1		07/13/21 01:48	75-25-2	
Bromomethane	ND	ug/L	5.0	1.7	1		07/13/21 01:48	74-83-9	
n-Butylbenzene	ND	ug/L	0.50	0.49	1		07/13/21 01:48	104-51-8	
sec-Butylbenzene	ND	ug/L	0.50	0.40	1		07/13/21 01:48	135-98-8	
tert-Butylbenzene	ND	ug/L	0.50	0.32	1		07/13/21 01:48	98-06-6	
Carbon tetrachloride	ND	ug/L	0.50	0.33	1		07/13/21 01:48	56-23-5	
Chlorobenzene	ND	ug/L	0.50	0.28	1		07/13/21 01:48	108-90-7	
Chloroethane	ND	ug/L	1.0	0.65	1		07/13/21 01:48	75-00-3	
Chloroform	ND	ug/L	0.50	0.35	1		07/13/21 01:48	67-66-3	
Chloromethane	ND	ug/L	1.0	0.54	1		07/13/21 01:48	74-87-3	
2-Chlorotoluene	ND	ug/L	0.50	0.32	1		07/13/21 01:48	95-49-8	
4-Chlorotoluene	ND	ug/L	0.50	0.32	1		07/13/21 01:48	106-43-4	
1,2-Dibromo-3-chloropropane	ND	ug/L	1.0	0.34	1		07/13/21 01:48	96-12-8	
Dibromochloromethane	ND	ug/L	0.50	0.36	1		07/13/21 01:48	124-48-1	
1,2-Dibromoethane (EDB)	ND	ug/L	0.50	0.27	1		07/13/21 01:48	106-93-4	
Dibromomethane	ND	ug/L	0.50	0.39	1		07/13/21 01:48	74-95-3	
1,2-Dichlorobenzene	ND	ug/L	0.50	0.34	1		07/13/21 01:48	95-50-1	
1,3-Dichlorobenzene	ND	ug/L	0.50	0.34	1		07/13/21 01:48	541-73-1	
1,4-Dichlorobenzene	ND	ug/L	0.50	0.33	1		07/13/21 01:48	106-46-7	
Dichlorodifluoromethane	ND	ug/L	0.50	0.35	1		07/13/21 01:48	75-71-8	
1,1-Dichloroethane	ND	ug/L	0.50	0.37	1		07/13/21 01:48	75-34-3	
1,2-Dichloroethane	ND	ug/L	0.50	0.32	1		07/13/21 01:48	107-06-2	
1,1-Dichloroethene	ND	ug/L	0.50	0.35	1		07/13/21 01:48	75-35-4	
cis-1,2-Dichloroethene	ND	ug/L	0.50	0.38	1		07/13/21 01:48	156-59-2	
trans-1,2-Dichloroethene	ND	ug/L	0.50	0.40	1		07/13/21 01:48	156-60-5	
1,2-Dichloropropane	ND	ug/L	0.50	0.36	1		07/13/21 01:48	78-87-5	
1,3-Dichloropropane	ND	ug/L	0.50	0.28	1		07/13/21 01:48	142-28-9	

REPORT OF LABORATORY ANALYSIS

This report shall not be reproduced, except in full,
without the written consent of Pace Analytical Services, LLC.

Pace Analytical Services, LLC
9800 Kincey Ave. Suite 100
Huntersville, NC 28078
(704)875-9092

ANALYTICAL RESULTS

Project: CPC Huntersville (7/9/21)
Pace Project No.: 92548787

Sample: MW-04 **Lab ID: 92548787003** Collected: 07/09/21 09:20 Received: 07/09/21 18:00 Matrix: Water

Parameters	Results	Units	Report Limit	MDL	DF	Prepared	Analyzed	CAS No.	Qual
6200B MSV	Analytical Method: SM 6200B Pace Analytical Services - Charlotte								
2,2-Dichloropropane	ND	ug/L	0.50	0.39	1		07/13/21 01:48	594-20-7	
1,1-Dichloropropene	ND	ug/L	0.50	0.43	1		07/13/21 01:48	563-58-6	
cis-1,3-Dichloropropene	ND	ug/L	0.50	0.36	1		07/13/21 01:48	10061-01-5	
trans-1,3-Dichloropropene	ND	ug/L	0.50	0.36	1		07/13/21 01:48	10061-02-6	
Diisopropyl ether	ND	ug/L	0.50	0.31	1		07/13/21 01:48	108-20-3	
Ethylbenzene	ND	ug/L	0.50	0.30	1		07/13/21 01:48	100-41-4	
Hexachloro-1,3-butadiene	ND	ug/L	2.0	1.5	1		07/13/21 01:48	87-68-3	
Isopropylbenzene (Cumene)	ND	ug/L	0.50	0.33	1		07/13/21 01:48	98-82-8	
Methylene Chloride	ND	ug/L	2.0	2.0	1		07/13/21 01:48	75-09-2	
Methyl-tert-butyl ether	ND	ug/L	0.50	0.42	1		07/13/21 01:48	1634-04-4	
Naphthalene	ND	ug/L	2.0	0.64	1		07/13/21 01:48	91-20-3	
n-Propylbenzene	ND	ug/L	0.50	0.34	1		07/13/21 01:48	103-65-1	
Styrene	ND	ug/L	0.50	0.29	1		07/13/21 01:48	100-42-5	
1,1,1,2-Tetrachloroethane	ND	ug/L	0.50	0.31	1		07/13/21 01:48	630-20-6	
1,1,2,2-Tetrachloroethane	ND	ug/L	0.50	0.22	1		07/13/21 01:48	79-34-5	
Tetrachloroethene	ND	ug/L	0.50	0.29	1		07/13/21 01:48	127-18-4	
Toluene	**0.60**	ug/L	0.50	0.48	1		07/13/21 01:48	108-88-3	
1,2,3-Trichlorobenzene	ND	ug/L	2.0	0.81	1		07/13/21 01:48	87-61-6	
1,2,4-Trichlorobenzene	ND	ug/L	2.0	0.64	1		07/13/21 01:48	120-82-1	
1,1,1-Trichloroethane	ND	ug/L	0.50	0.33	1		07/13/21 01:48	71-55-6	
1,1,2-Trichloroethane	ND	ug/L	0.50	0.32	1		07/13/21 01:48	79-00-5	
Trichloroethene	ND	ug/L	0.50	0.38	1		07/13/21 01:48	79-01-6	
Trichlorofluoromethane	ND	ug/L	1.0	0.30	1		07/13/21 01:48	75-69-4	
1,2,3-Trichloropropane	ND	ug/L	0.50	0.26	1		07/13/21 01:48	96-18-4	
1,2,4-Trimethylbenzene	ND	ug/L	0.50	0.50	1		07/13/21 01:48	95-63-6	
1,3,5-Trimethylbenzene	ND	ug/L	0.50	0.33	1		07/13/21 01:48	108-67-8	
Vinyl chloride	ND	ug/L	1.0	0.39	1		07/13/21 01:48	75-01-4	
m&p-Xylene	ND	ug/L	1.0	0.71	1		07/13/21 01:48	179601-23-1	
o-Xylene	**0.40J**	ug/L	0.50	0.34	1		07/13/21 01:48	95-47-6	
Surrogates									
1,2-Dichloroethane-d4 (S)	102	%	70-130		1		07/13/21 01:48	17060-07-0	
4-Bromofluorobenzene (S)	98	%	70-130		1		07/13/21 01:48	460-00-4	
Toluene-d8 (S)	102	%	70-130		1		07/13/21 01:48	2037-26-5	

REPORT OF LABORATORY ANALYSIS

This report shall not be reproduced, except in full,
without the written consent of Pace Analytical Services, LLC.

Pace Analytical Services, LLC
9800 Kincey Ave. Suite 100
Huntersville, NC 28078
(704)875-9092

ANALYTICAL RESULTS

Project: CPC Huntersville (7/9/21)
Pace Project No.: 92548787

Sample: MW-07D **Lab ID: 92548787004** Collected: 07/09/21 09:50 Received: 07/09/21 18:00 Matrix: Water

Parameters	Results	Units	Report Limit	MDL	DF	Prepared	Analyzed	CAS No.	Qual
VPH NC Water	Analytical Method: MADEP VPH Pace Analytical Services - Charlotte								
Total VPH (C5-C12)	ND	ug/L	50.0	50.0	1		07/14/21 08:56		N2
Aliphatic (C05-C08)	ND	ug/L	50.0	50.0	1		07/14/21 08:56		N2
Aliphatic(C09-C12) Adjusted	ND	ug/L	50.0	50.0	1		07/14/21 08:56		N2
Aromatic (C09-C10)	ND	ug/L	50.0	50.0	1		07/14/21 08:56		N2
Surrogates									
4-Bromofluorobenzene (FID) (S)	93	%	70-130		1		07/14/21 08:56	460-00-4	
4-Bromofluorobenzene (PID) (S)	88	%	70-130		1		07/14/21 08:56	460-00-4	
6010 MET ICP	Analytical Method: EPA 6010D Preparation Method: EPA 3010A Pace Analytical Services - Asheville								
Lead	ND	ug/L	5.0	4.5	1	07/14/21 05:13	07/14/21 20:44	7439-92-1	
6200B MSV	Analytical Method: SM 6200B Pace Analytical Services - Charlotte								
Benzene	ND	ug/L	0.50	0.34	1		07/13/21 02:06	71-43-2	
Bromobenzene	ND	ug/L	0.50	0.29	1		07/13/21 02:06	108-86-1	
Bromochloromethane	ND	ug/L	0.50	0.47	1		07/13/21 02:06	74-97-5	
Bromodichloromethane	ND	ug/L	0.50	0.31	1		07/13/21 02:06	75-27-4	
Bromoform	ND	ug/L	0.50	0.34	1		07/13/21 02:06	75-25-2	
Bromomethane	ND	ug/L	5.0	1.7	1		07/13/21 02:06	74-83-9	
n-Butylbenzene	ND	ug/L	0.50	0.49	1		07/13/21 02:06	104-51-8	
sec-Butylbenzene	ND	ug/L	0.50	0.40	1		07/13/21 02:06	135-98-8	
tert-Butylbenzene	ND	ug/L	0.50	0.32	1		07/13/21 02:06	98-06-6	
Carbon tetrachloride	ND	ug/L	0.50	0.33	1		07/13/21 02:06	56-23-5	
Chlorobenzene	ND	ug/L	0.50	0.28	1		07/13/21 02:06	108-90-7	
Chloroethane	ND	ug/L	1.0	0.65	1		07/13/21 02:06	75-00-3	
Chloroform	ND	ug/L	0.50	0.35	1		07/13/21 02:06	67-66-3	
Chloromethane	ND	ug/L	1.0	0.54	1		07/13/21 02:06	74-87-3	
2-Chlorotoluene	ND	ug/L	0.50	0.32	1		07/13/21 02:06	95-49-8	
4-Chlorotoluene	ND	ug/L	0.50	0.32	1		07/13/21 02:06	106-43-4	
1,2-Dibromo-3-chloropropane	ND	ug/L	1.0	0.34	1		07/13/21 02:06	96-12-8	
Dibromochloromethane	ND	ug/L	0.50	0.36	1		07/13/21 02:06	124-48-1	
1,2-Dibromoethane (EDB)	ND	ug/L	0.50	0.27	1		07/13/21 02:06	106-93-4	
Dibromomethane	ND	ug/L	0.50	0.39	1		07/13/21 02:06	74-95-3	
1,2-Dichlorobenzene	ND	ug/L	0.50	0.34	1		07/13/21 02:06	95-50-1	
1,3-Dichlorobenzene	ND	ug/L	0.50	0.34	1		07/13/21 02:06	541-73-1	
1,4-Dichlorobenzene	ND	ug/L	0.50	0.33	1		07/13/21 02:06	106-46-7	
Dichlorodifluoromethane	ND	ug/L	0.50	0.35	1		07/13/21 02:06	75-71-8	
1,1-Dichloroethane	ND	ug/L	0.50	0.37	1		07/13/21 02:06	75-34-3	
1,2-Dichloroethane	ND	ug/L	0.50	0.32	1		07/13/21 02:06	107-06-2	
1,1-Dichloroethene	ND	ug/L	0.50	0.35	1		07/13/21 02:06	75-35-4	
cis-1,2-Dichloroethene	ND	ug/L	0.50	0.38	1		07/13/21 02:06	156-59-2	
trans-1,2-Dichloroethene	ND	ug/L	0.50	0.40	1		07/13/21 02:06	156-60-5	
1,2-Dichloropropane	ND	ug/L	0.50	0.36	1		07/13/21 02:06	78-87-5	
1,3-Dichloropropane	ND	ug/L	0.50	0.28	1		07/13/21 02:06	142-28-9	

REPORT OF LABORATORY ANALYSIS

This report shall not be reproduced, except in full,
without the written consent of Pace Analytical Services, LLC.

Pace Analytical Services, LLC
9800 Kincey Ave. Suite 100
Huntersville, NC 28078
(704)875-9092

ANALYTICAL RESULTS

Project: CPC Huntersville (7/9/21)
Pace Project No.: 92548787

Sample: MW-07D **Lab ID: 92548787004** Collected: 07/09/21 09:50 Received: 07/09/21 18:00 Matrix: Water

Parameters	Results	Units	Report Limit	MDL	DF	Prepared	Analyzed	CAS No.	Qual
6200B MSV	Analytical Method: SM 6200B Pace Analytical Services - Charlotte								
2,2-Dichloropropane	ND	ug/L	0.50	0.39	1		07/13/21 02:06	594-20-7	
1,1-Dichloropropene	ND	ug/L	0.50	0.43	1		07/13/21 02:06	563-58-6	
cis-1,3-Dichloropropene	ND	ug/L	0.50	0.36	1		07/13/21 02:06	10061-01-5	
trans-1,3-Dichloropropene	ND	ug/L	0.50	0.36	1		07/13/21 02:06	10061-02-6	
Diisopropyl ether	ND	ug/L	0.50	0.31	1		07/13/21 02:06	108-20-3	
Ethylbenzene	ND	ug/L	0.50	0.30	1		07/13/21 02:06	100-41-4	
Hexachloro-1,3-butadiene	ND	ug/L	2.0	1.5	1		07/13/21 02:06	87-68-3	
Isopropylbenzene (Cumene)	ND	ug/L	0.50	0.33	1		07/13/21 02:06	98-82-8	
Methylene Chloride	ND	ug/L	2.0	2.0	1		07/13/21 02:06	75-09-2	
Methyl-tert-butyl ether	ND	ug/L	0.50	0.42	1		07/13/21 02:06	1634-04-4	
Naphthalene	ND	ug/L	2.0	0.64	1		07/13/21 02:06	91-20-3	
n-Propylbenzene	ND	ug/L	0.50	0.34	1		07/13/21 02:06	103-65-1	
Styrene	ND	ug/L	0.50	0.29	1		07/13/21 02:06	100-42-5	
1,1,1,2-Tetrachloroethane	ND	ug/L	0.50	0.31	1		07/13/21 02:06	630-20-6	
1,1,2,2-Tetrachloroethane	ND	ug/L	0.50	0.22	1		07/13/21 02:06	79-34-5	
Tetrachloroethene	ND	ug/L	0.50	0.29	1		07/13/21 02:06	127-18-4	
Toluene	ND	ug/L	0.50	0.48	1		07/13/21 02:06	108-88-3	
1,2,3-Trichlorobenzene	ND	ug/L	2.0	0.81	1		07/13/21 02:06	87-61-6	
1,2,4-Trichlorobenzene	ND	ug/L	2.0	0.64	1		07/13/21 02:06	120-82-1	
1,1,1-Trichloroethane	ND	ug/L	0.50	0.33	1		07/13/21 02:06	71-55-6	
1,1,2-Trichloroethane	ND	ug/L	0.50	0.32	1		07/13/21 02:06	79-00-5	
Trichloroethene	ND	ug/L	0.50	0.38	1		07/13/21 02:06	79-01-6	
Trichlorofluoromethane	ND	ug/L	1.0	0.30	1		07/13/21 02:06	75-69-4	
1,2,3-Trichloropropane	ND	ug/L	0.50	0.26	1		07/13/21 02:06	96-18-4	
1,2,4-Trimethylbenzene	ND	ug/L	0.50	0.50	1		07/13/21 02:06	95-63-6	
1,3,5-Trimethylbenzene	ND	ug/L	0.50	0.33	1		07/13/21 02:06	108-67-8	
Vinyl chloride	ND	ug/L	1.0	0.39	1		07/13/21 02:06	75-01-4	
m&p-Xylene	ND	ug/L	1.0	0.71	1		07/13/21 02:06	179601-23-1	
o-Xylene	ND	ug/L	0.50	0.34	1		07/13/21 02:06	95-47-6	
Surrogates									
1,2-Dichloroethane-d4 (S)	100	%	70-130		1		07/13/21 02:06	17060-07-0	
4-Bromofluorobenzene (S)	96	%	70-130		1		07/13/21 02:06	460-00-4	
Toluene-d8 (S)	99	%	70-130		1		07/13/21 02:06	2037-26-5	

REPORT OF LABORATORY ANALYSIS

This report shall not be reproduced, except in full,
without the written consent of Pace Analytical Services, LLC.

Pace Analytical Services, LLC
9800 Kincey Ave. Suite 100
Huntersville, NC 28078
(704)875-9092

ANALYTICAL RESULTS

Project: CPC Huntersville (7/9/21)
Pace Project No.: 92548787

Sample: MW-09 **Lab ID: 92548787005** Collected: 07/09/21 09:51 Received: 07/09/21 18:00 Matrix: Water

Parameters	Results	Units	Report Limit	MDL	DF	Prepared	Analyzed	CAS No.	Qual
VPH NC Water	Analytical Method: MADEP VPH Pace Analytical Services - Charlotte								
Total VPH (C5-C12)	ND	ug/L	50.0	50.0	1		07/14/21 09:24		N2
Aliphatic (C05-C08)	ND	ug/L	50.0	50.0	1		07/14/21 09:24		N2
Aliphatic(C09-C12) Adjusted	ND	ug/L	50.0	50.0	1		07/14/21 09:24		N2
Aromatic (C09-C10)	ND	ug/L	50.0	50.0	1		07/14/21 09:24		N2
Surrogates									
4-Bromofluorobenzene (FID) (S)	93	%	70-130		1		07/14/21 09:24	460-00-4	
4-Bromofluorobenzene (PID) (S)	88	%	70-130		1		07/14/21 09:24	460-00-4	
6010 MET ICP	Analytical Method: EPA 6010D Preparation Method: EPA 3010A Pace Analytical Services - Asheville								
Lead	ND	ug/L	5.0	4.5	1	07/14/21 05:13	07/14/21 20:48	7439-92-1	
6200B MSV	Analytical Method: SM 6200B Pace Analytical Services - Charlotte								
Benzene	ND	ug/L	0.50	0.34	1		07/13/21 02:24	71-43-2	
Bromobenzene	ND	ug/L	0.50	0.29	1		07/13/21 02:24	108-86-1	
Bromochloromethane	ND	ug/L	0.50	0.47	1		07/13/21 02:24	74-97-5	
Bromodichloromethane	ND	ug/L	0.50	0.31	1		07/13/21 02:24	75-27-4	
Bromoform	ND	ug/L	0.50	0.34	1		07/13/21 02:24	75-25-2	
Bromomethane	ND	ug/L	5.0	1.7	1		07/13/21 02:24	74-83-9	
n-Butylbenzene	ND	ug/L	0.50	0.49	1		07/13/21 02:24	104-51-8	
sec-Butylbenzene	ND	ug/L	0.50	0.40	1		07/13/21 02:24	135-98-8	
tert-Butylbenzene	ND	ug/L	0.50	0.32	1		07/13/21 02:24	98-06-6	
Carbon tetrachloride	ND	ug/L	0.50	0.33	1		07/13/21 02:24	56-23-5	
Chlorobenzene	ND	ug/L	0.50	0.28	1		07/13/21 02:24	108-90-7	
Chloroethane	ND	ug/L	1.0	0.65	1		07/13/21 02:24	75-00-3	
Chloroform	ND	ug/L	0.50	0.35	1		07/13/21 02:24	67-66-3	
Chloromethane	ND	ug/L	1.0	0.54	1		07/13/21 02:24	74-87-3	
2-Chlorotoluene	ND	ug/L	0.50	0.32	1		07/13/21 02:24	95-49-8	
4-Chlorotoluene	ND	ug/L	0.50	0.32	1		07/13/21 02:24	106-43-4	
1,2-Dibromo-3-chloropropane	ND	ug/L	1.0	0.34	1		07/13/21 02:24	96-12-8	
Dibromochloromethane	ND	ug/L	0.50	0.36	1		07/13/21 02:24	124-48-1	
1,2-Dibromoethane (EDB)	ND	ug/L	0.50	0.27	1		07/13/21 02:24	106-93-4	
Dibromomethane	ND	ug/L	0.50	0.39	1		07/13/21 02:24	74-95-3	
1,2-Dichlorobenzene	ND	ug/L	0.50	0.34	1		07/13/21 02:24	95-50-1	
1,3-Dichlorobenzene	ND	ug/L	0.50	0.34	1		07/13/21 02:24	541-73-1	
1,4-Dichlorobenzene	ND	ug/L	0.50	0.33	1		07/13/21 02:24	106-46-7	
Dichlorodifluoromethane	ND	ug/L	0.50	0.35	1		07/13/21 02:24	75-71-8	
1,1-Dichloroethane	ND	ug/L	0.50	0.37	1		07/13/21 02:24	75-34-3	
1,2-Dichloroethane	ND	ug/L	0.50	0.32	1		07/13/21 02:24	107-06-2	
1,1-Dichloroethene	ND	ug/L	0.50	0.35	1		07/13/21 02:24	75-35-4	
cis-1,2-Dichloroethene	ND	ug/L	0.50	0.38	1		07/13/21 02:24	156-59-2	
trans-1,2-Dichloroethene	ND	ug/L	0.50	0.40	1		07/13/21 02:24	156-60-5	
1,2-Dichloropropane	ND	ug/L	0.50	0.36	1		07/13/21 02:24	78-87-5	
1,3-Dichloropropane	ND	ug/L	0.50	0.28	1		07/13/21 02:24	142-28-9	

REPORT OF LABORATORY ANALYSIS

This report shall not be reproduced, except in full,
without the written consent of Pace Analytical Services, LLC.

Pace Analytical Services, LLC
9800 Kincey Ave. Suite 100
Huntersville, NC 28078
(704)875-9092

ANALYTICAL RESULTS

Project: CPC Huntersville (7/9/21)
Pace Project No.: 92548787

Sample: MW-09 **Lab ID: 92548787005** Collected: 07/09/21 09:51 Received: 07/09/21 18:00 Matrix: Water

Parameters	Results	Units	Report Limit	MDL	DF	Prepared	Analyzed	CAS No.	Qual
6200B MSV	Analytical Method: SM 6200B Pace Analytical Services - Charlotte								
2,2-Dichloropropane	ND	ug/L	0.50	0.39	1		07/13/21 02:24	594-20-7	
1,1-Dichloropropene	ND	ug/L	0.50	0.43	1		07/13/21 02:24	563-58-6	
cis-1,3-Dichloropropene	ND	ug/L	0.50	0.36	1		07/13/21 02:24	10061-01-5	
trans-1,3-Dichloropropene	ND	ug/L	0.50	0.36	1		07/13/21 02:24	10061-02-6	
Diisopropyl ether	ND	ug/L	0.50	0.31	1		07/13/21 02:24	108-20-3	
Ethylbenzene	ND	ug/L	0.50	0.30	1		07/13/21 02:24	100-41-4	
Hexachloro-1,3-butadiene	ND	ug/L	2.0	1.5	1		07/13/21 02:24	87-68-3	
Isopropylbenzene (Cumene)	ND	ug/L	0.50	0.33	1		07/13/21 02:24	98-82-8	
Methylene Chloride	ND	ug/L	2.0	2.0	1		07/13/21 02:24	75-09-2	
Methyl-tert-butyl ether	ND	ug/L	0.50	0.42	1		07/13/21 02:24	1634-04-4	
Naphthalene	ND	ug/L	2.0	0.64	1		07/13/21 02:24	91-20-3	
n-Propylbenzene	ND	ug/L	0.50	0.34	1		07/13/21 02:24	103-65-1	
Styrene	ND	ug/L	0.50	0.29	1		07/13/21 02:24	100-42-5	
1,1,1,2-Tetrachloroethane	ND	ug/L	0.50	0.31	1		07/13/21 02:24	630-20-6	
1,1,2,2-Tetrachloroethane	ND	ug/L	0.50	0.22	1		07/13/21 02:24	79-34-5	
Tetrachloroethene	ND	ug/L	0.50	0.29	1		07/13/21 02:24	127-18-4	
Toluene	ND	ug/L	0.50	0.48	1		07/13/21 02:24	108-88-3	
1,2,3-Trichlorobenzene	ND	ug/L	2.0	0.81	1		07/13/21 02:24	87-61-6	
1,2,4-Trichlorobenzene	ND	ug/L	2.0	0.64	1		07/13/21 02:24	120-82-1	
1,1,1-Trichloroethane	ND	ug/L	0.50	0.33	1		07/13/21 02:24	71-55-6	
1,1,2-Trichloroethane	ND	ug/L	0.50	0.32	1		07/13/21 02:24	79-00-5	
Trichloroethene	ND	ug/L	0.50	0.38	1		07/13/21 02:24	79-01-6	
Trichlorofluoromethane	ND	ug/L	1.0	0.30	1		07/13/21 02:24	75-69-4	
1,2,3-Trichloropropane	ND	ug/L	0.50	0.26	1		07/13/21 02:24	96-18-4	
1,2,4-Trimethylbenzene	ND	ug/L	0.50	0.50	1		07/13/21 02:24	95-63-6	
1,3,5-Trimethylbenzene	ND	ug/L	0.50	0.33	1		07/13/21 02:24	108-67-8	
Vinyl chloride	ND	ug/L	1.0	0.39	1		07/13/21 02:24	75-01-4	
m&p-Xylene	ND	ug/L	1.0	0.71	1		07/13/21 02:24	179601-23-1	
o-Xylene	ND	ug/L	0.50	0.34	1		07/13/21 02:24	95-47-6	
Surrogates									
1,2-Dichloroethane-d4 (S)	100	%	70-130		1		07/13/21 02:24	17060-07-0	
4-Bromofluorobenzene (S)	96	%	70-130		1		07/13/21 02:24	460-00-4	
Toluene-d8 (S)	102	%	70-130		1		07/13/21 02:24	2037-26-5	

REPORT OF LABORATORY ANALYSIS

This report shall not be reproduced, except in full,
without the written consent of Pace Analytical Services, LLC.

Pace Analytical Services, LLC
9800 Kincey Ave. Suite 100
Huntersville, NC 28078
(704)875-9092

ANALYTICAL RESULTS

Project: CPC Huntersville (7/9/21)
Pace Project No.: 92548787

Sample: MW-12 **Lab ID: 92548787006** Collected: 07/09/21 11:00 Received: 07/09/21 18:00 Matrix: Water

Parameters	Results	Units	Report Limit	MDL	DF	Prepared	Analyzed	CAS No.	Qual
VPH NC Water	Analytical Method: MADEP VPH Pace Analytical Services - Charlotte								
Total VPH (C5-C12)	ND	ug/L	50.0	50.0	1		07/14/21 09:53		N2
Aliphatic (C05-C08)	ND	ug/L	50.0	50.0	1		07/14/21 09:53		N2
Aliphatic(C09-C12) Adjusted	ND	ug/L	50.0	50.0	1		07/14/21 09:53		N2
Aromatic (C09-C10)	ND	ug/L	50.0	50.0	1		07/14/21 09:53		N2
Surrogates									
4-Bromofluorobenzene (FID) (S)	92	%	70-130		1		07/14/21 09:53	460-00-4	
4-Bromofluorobenzene (PID) (S)	87	%	70-130		1		07/14/21 09:53	460-00-4	
6010 MET ICP	Analytical Method: EPA 6010D Preparation Method: EPA 3010A Pace Analytical Services - Asheville								
Lead	ND	ug/L	5.0	4.5	1	07/14/21 05:13	07/14/21 20:51	7439-92-1	
6200B MSV	Analytical Method: SM 6200B Pace Analytical Services - Charlotte								
Benzene	ND	ug/L	0.50	0.34	1		07/13/21 02:42	71-43-2	
Bromobenzene	ND	ug/L	0.50	0.29	1		07/13/21 02:42	108-86-1	
Bromochloromethane	ND	ug/L	0.50	0.47	1		07/13/21 02:42	74-97-5	
Bromodichloromethane	ND	ug/L	0.50	0.31	1		07/13/21 02:42	75-27-4	
Bromoform	ND	ug/L	0.50	0.34	1		07/13/21 02:42	75-25-2	
Bromomethane	ND	ug/L	5.0	1.7	1		07/13/21 02:42	74-83-9	
n-Butylbenzene	ND	ug/L	0.50	0.49	1		07/13/21 02:42	104-51-8	
sec-Butylbenzene	ND	ug/L	0.50	0.40	1		07/13/21 02:42	135-98-8	
tert-Butylbenzene	ND	ug/L	0.50	0.32	1		07/13/21 02:42	98-06-6	
Carbon tetrachloride	ND	ug/L	0.50	0.33	1		07/13/21 02:42	56-23-5	
Chlorobenzene	ND	ug/L	0.50	0.28	1		07/13/21 02:42	108-90-7	
Chloroethane	ND	ug/L	1.0	0.65	1		07/13/21 02:42	75-00-3	
Chloroform	ND	ug/L	0.50	0.35	1		07/13/21 02:42	67-66-3	
Chloromethane	ND	ug/L	1.0	0.54	1		07/13/21 02:42	74-87-3	
2-Chlorotoluene	ND	ug/L	0.50	0.32	1		07/13/21 02:42	95-49-8	
4-Chlorotoluene	ND	ug/L	0.50	0.32	1		07/13/21 02:42	106-43-4	
1,2-Dibromo-3-chloropropane	ND	ug/L	1.0	0.34	1		07/13/21 02:42	96-12-8	
Dibromochloromethane	ND	ug/L	0.50	0.36	1		07/13/21 02:42	124-48-1	
1,2-Dibromoethane (EDB)	ND	ug/L	0.50	0.27	1		07/13/21 02:42	106-93-4	
Dibromomethane	ND	ug/L	0.50	0.39	1		07/13/21 02:42	74-95-3	
1,2-Dichlorobenzene	ND	ug/L	0.50	0.34	1		07/13/21 02:42	95-50-1	
1,3-Dichlorobenzene	ND	ug/L	0.50	0.34	1		07/13/21 02:42	541-73-1	
1,4-Dichlorobenzene	ND	ug/L	0.50	0.33	1		07/13/21 02:42	106-46-7	
Dichlorodifluoromethane	ND	ug/L	0.50	0.35	1		07/13/21 02:42	75-71-8	
1,1-Dichloroethane	ND	ug/L	0.50	0.37	1		07/13/21 02:42	75-34-3	
1,2-Dichloroethane	ND	ug/L	0.50	0.32	1		07/13/21 02:42	107-06-2	
1,1-Dichloroethene	ND	ug/L	0.50	0.35	1		07/13/21 02:42	75-35-4	
cis-1,2-Dichloroethene	ND	ug/L	0.50	0.38	1		07/13/21 02:42	156-59-2	
trans-1,2-Dichloroethene	ND	ug/L	0.50	0.40	1		07/13/21 02:42	156-60-5	
1,2-Dichloropropane	ND	ug/L	0.50	0.36	1		07/13/21 02:42	78-87-5	
1,3-Dichloropropane	ND	ug/L	0.50	0.28	1		07/13/21 02:42	142-28-9	

REPORT OF LABORATORY ANALYSIS

This report shall not be reproduced, except in full,
without the written consent of Pace Analytical Services, LLC.

Pace Analytical Services, LLC
9800 Kincey Ave. Suite 100
Huntersville, NC 28078
(704)875-9092

ANALYTICAL RESULTS

Project: CPC Huntersville (7/9/21)
Pace Project No.: 92548787

Sample: MW-12 **Lab ID: 92548787006** Collected: 07/09/21 11:00 Received: 07/09/21 18:00 Matrix: Water

Parameters	Results	Units	Report Limit	MDL	DF	Prepared	Analyzed	CAS No.	Qual
6200B MSV	Analytical Method: SM 6200B Pace Analytical Services - Charlotte								
2,2-Dichloropropane	ND	ug/L	0.50	0.39	1		07/13/21 02:42	594-20-7	
1,1-Dichloropropene	ND	ug/L	0.50	0.43	1		07/13/21 02:42	563-58-6	
cis-1,3-Dichloropropene	ND	ug/L	0.50	0.36	1		07/13/21 02:42	10061-01-5	
trans-1,3-Dichloropropene	ND	ug/L	0.50	0.36	1		07/13/21 02:42	10061-02-6	
Diisopropyl ether	ND	ug/L	0.50	0.31	1		07/13/21 02:42	108-20-3	
Ethylbenzene	ND	ug/L	0.50	0.30	1		07/13/21 02:42	100-41-4	
Hexachloro-1,3-butadiene	ND	ug/L	2.0	1.5	1		07/13/21 02:42	87-68-3	
Isopropylbenzene (Cumene)	ND	ug/L	0.50	0.33	1		07/13/21 02:42	98-82-8	
Methylene Chloride	ND	ug/L	2.0	2.0	1		07/13/21 02:42	75-09-2	
Methyl-tert-butyl ether	ND	ug/L	0.50	0.42	1		07/13/21 02:42	1634-04-4	
Naphthalene	ND	ug/L	2.0	0.64	1		07/13/21 02:42	91-20-3	
n-Propylbenzene	ND	ug/L	0.50	0.34	1		07/13/21 02:42	103-65-1	
Styrene	ND	ug/L	0.50	0.29	1		07/13/21 02:42	100-42-5	
1,1,1,2-Tetrachloroethane	ND	ug/L	0.50	0.31	1		07/13/21 02:42	630-20-6	
1,1,2,2-Tetrachloroethane	ND	ug/L	0.50	0.22	1		07/13/21 02:42	79-34-5	
Tetrachloroethene	ND	ug/L	0.50	0.29	1		07/13/21 02:42	127-18-4	
Toluene	ND	ug/L	0.50	0.48	1		07/13/21 02:42	108-88-3	
1,2,3-Trichlorobenzene	ND	ug/L	2.0	0.81	1		07/13/21 02:42	87-61-6	
1,2,4-Trichlorobenzene	ND	ug/L	2.0	0.64	1		07/13/21 02:42	120-82-1	
1,1,1-Trichloroethane	ND	ug/L	0.50	0.33	1		07/13/21 02:42	71-55-6	
1,1,2-Trichloroethane	ND	ug/L	0.50	0.32	1		07/13/21 02:42	79-00-5	
Trichloroethene	ND	ug/L	0.50	0.38	1		07/13/21 02:42	79-01-6	
Trichlorofluoromethane	ND	ug/L	1.0	0.30	1		07/13/21 02:42	75-69-4	
1,2,3-Trichloropropane	ND	ug/L	0.50	0.26	1		07/13/21 02:42	96-18-4	
1,2,4-Trimethylbenzene	ND	ug/L	0.50	0.50	1		07/13/21 02:42	95-63-6	
1,3,5-Trimethylbenzene	ND	ug/L	0.50	0.33	1		07/13/21 02:42	108-67-8	
Vinyl chloride	ND	ug/L	1.0	0.39	1		07/13/21 02:42	75-01-4	
m&p-Xylene	ND	ug/L	1.0	0.71	1		07/13/21 02:42	179601-23-1	
o-Xylene	ND	ug/L	0.50	0.34	1		07/13/21 02:42	95-47-6	
Surrogates									
1,2-Dichloroethane-d4 (S)	102	%	70-130		1		07/13/21 02:42	17060-07-0	
4-Bromofluorobenzene (S)	95	%	70-130		1		07/13/21 02:42	460-00-4	
Toluene-d8 (S)	98	%	70-130		1		07/13/21 02:42	2037-26-5	

REPORT OF LABORATORY ANALYSIS

This report shall not be reproduced, except in full,
without the written consent of Pace Analytical Services, LLC.

Pace Analytical Services, LLC
9800 Kincey Ave. Suite 100
Huntersville, NC 28078
(704)875-9092

ANALYTICAL RESULTS

Project: CPC Huntersville (7/9/21)
Pace Project No.: 92548787

Sample: MW-15 **Lab ID: 92548787007** Collected: 07/09/21 16:50 Received: 07/09/21 18:00 Matrix: Water

Parameters	Results	Units	Report Limit	MDL	DF	Prepared	Analyzed	CAS No.	Qual
VPH NC Water	Analytical Method: MADEP VPH Pace Analytical Services - Charlotte								
Total VPH (C5-C12)	ND	ug/L	50.0	50.0	1		07/14/21 16:43		N2
Aliphatic (C05-C08)	ND	ug/L	50.0	50.0	1		07/14/21 16:43		N2
Aliphatic(C09-C12) Adjusted	ND	ug/L	50.0	50.0	1		07/14/21 16:43		N2
Aromatic (C09-C10)	ND	ug/L	50.0	50.0	1		07/14/21 16:43		N2
Surrogates									
4-Bromofluorobenzene (FID) (S)	97	%	70-130		1		07/14/21 16:43	460-00-4	
4-Bromofluorobenzene (PID) (S)	91	%	70-130		1		07/14/21 16:43	460-00-4	
6010 MET ICP	Analytical Method: EPA 6010D Preparation Method: EPA 3010A Pace Analytical Services - Asheville								
Lead	ND	ug/L	5.0	4.5	1	07/14/21 05:13	07/14/21 20:54	7439-92-1	
6200B MSV	Analytical Method: SM 6200B Pace Analytical Services - Charlotte								
Benzene	ND	ug/L	0.50	0.34	1		07/13/21 03:00	71-43-2	
Bromobenzene	ND	ug/L	0.50	0.29	1		07/13/21 03:00	108-86-1	
Bromochloromethane	ND	ug/L	0.50	0.47	1		07/13/21 03:00	74-97-5	
Bromodichloromethane	ND	ug/L	0.50	0.31	1		07/13/21 03:00	75-27-4	
Bromoform	ND	ug/L	0.50	0.34	1		07/13/21 03:00	75-25-2	
Bromomethane	ND	ug/L	5.0	1.7	1		07/13/21 03:00	74-83-9	
n-Butylbenzene	ND	ug/L	0.50	0.49	1		07/13/21 03:00	104-51-8	
sec-Butylbenzene	ND	ug/L	0.50	0.40	1		07/13/21 03:00	135-98-8	
tert-Butylbenzene	ND	ug/L	0.50	0.32	1		07/13/21 03:00	98-06-6	
Carbon tetrachloride	ND	ug/L	0.50	0.33	1		07/13/21 03:00	56-23-5	
Chlorobenzene	ND	ug/L	0.50	0.28	1		07/13/21 03:00	108-90-7	
Chloroethane	ND	ug/L	1.0	0.65	1		07/13/21 03:00	75-00-3	
Chloroform	ND	ug/L	0.50	0.35	1		07/13/21 03:00	67-66-3	
Chloromethane	ND	ug/L	1.0	0.54	1		07/13/21 03:00	74-87-3	
2-Chlorotoluene	ND	ug/L	0.50	0.32	1		07/13/21 03:00	95-49-8	
4-Chlorotoluene	ND	ug/L	0.50	0.32	1		07/13/21 03:00	106-43-4	
1,2-Dibromo-3-chloropropane	ND	ug/L	1.0	0.34	1		07/13/21 03:00	96-12-8	
Dibromochloromethane	ND	ug/L	0.50	0.36	1		07/13/21 03:00	124-48-1	
1,2-Dibromoethane (EDB)	ND	ug/L	0.50	0.27	1		07/13/21 03:00	106-93-4	
Dibromomethane	ND	ug/L	0.50	0.39	1		07/13/21 03:00	74-95-3	
1,2-Dichlorobenzene	ND	ug/L	0.50	0.34	1		07/13/21 03:00	95-50-1	
1,3-Dichlorobenzene	ND	ug/L	0.50	0.34	1		07/13/21 03:00	541-73-1	
1,4-Dichlorobenzene	ND	ug/L	0.50	0.33	1		07/13/21 03:00	106-46-7	
Dichlorodifluoromethane	ND	ug/L	0.50	0.35	1		07/13/21 03:00	75-71-8	
1,1-Dichloroethane	ND	ug/L	0.50	0.37	1		07/13/21 03:00	75-34-3	
1,2-Dichloroethane	ND	ug/L	0.50	0.32	1		07/13/21 03:00	107-06-2	
1,1-Dichloroethene	ND	ug/L	0.50	0.35	1		07/13/21 03:00	75-35-4	
cis-1,2-Dichloroethene	ND	ug/L	0.50	0.38	1		07/13/21 03:00	156-59-2	
trans-1,2-Dichloroethene	ND	ug/L	0.50	0.40	1		07/13/21 03:00	156-60-5	
1,2-Dichloropropane	ND	ug/L	0.50	0.36	1		07/13/21 03:00	78-87-5	
1,3-Dichloropropane	ND	ug/L	0.50	0.28	1		07/13/21 03:00	142-28-9	

REPORT OF LABORATORY ANALYSIS

This report shall not be reproduced, except in full,
without the written consent of Pace Analytical Services, LLC.

Pace Analytical Services, LLC
9800 Kincey Ave. Suite 100
Huntersville, NC 28078
(704)875-9092

ANALYTICAL RESULTS

Project: CPC Huntersville (7/9/21)
Pace Project No.: 92548787

Sample: MW-15 **Lab ID: 92548787007** Collected: 07/09/21 16:50 Received: 07/09/21 18:00 Matrix: Water

Parameters	Results	Units	Report Limit	MDL	DF	Prepared	Analyzed	CAS No.	Qual
6200B MSV	Analytical Method: SM 6200B Pace Analytical Services - Charlotte								
2,2-Dichloropropane	ND	ug/L	0.50	0.39	1		07/13/21 03:00	594-20-7	
1,1-Dichloropropene	ND	ug/L	0.50	0.43	1		07/13/21 03:00	563-58-6	
cis-1,3-Dichloropropene	ND	ug/L	0.50	0.36	1		07/13/21 03:00	10061-01-5	
trans-1,3-Dichloropropene	ND	ug/L	0.50	0.36	1		07/13/21 03:00	10061-02-6	
Diisopropyl ether	ND	ug/L	0.50	0.31	1		07/13/21 03:00	108-20-3	
Ethylbenzene	ND	ug/L	0.50	0.30	1		07/13/21 03:00	100-41-4	
Hexachloro-1,3-butadiene	ND	ug/L	2.0	1.5	1		07/13/21 03:00	87-68-3	
Isopropylbenzene (Cumene)	ND	ug/L	0.50	0.33	1		07/13/21 03:00	98-82-8	
Methylene Chloride	ND	ug/L	2.0	2.0	1		07/13/21 03:00	75-09-2	
Methyl-tert-butyl ether	ND	ug/L	0.50	0.42	1		07/13/21 03:00	1634-04-4	
Naphthalene	ND	ug/L	2.0	0.64	1		07/13/21 03:00	91-20-3	
n-Propylbenzene	ND	ug/L	0.50	0.34	1		07/13/21 03:00	103-65-1	
Styrene	ND	ug/L	0.50	0.29	1		07/13/21 03:00	100-42-5	
1,1,1,2-Tetrachloroethane	ND	ug/L	0.50	0.31	1		07/13/21 03:00	630-20-6	
1,1,2,2-Tetrachloroethane	ND	ug/L	0.50	0.22	1		07/13/21 03:00	79-34-5	
Tetrachloroethene	ND	ug/L	0.50	0.29	1		07/13/21 03:00	127-18-4	
Toluene	ND	ug/L	0.50	0.48	1		07/13/21 03:00	108-88-3	
1,2,3-Trichlorobenzene	ND	ug/L	2.0	0.81	1		07/13/21 03:00	87-61-6	
1,2,4-Trichlorobenzene	ND	ug/L	2.0	0.64	1		07/13/21 03:00	120-82-1	
1,1,1-Trichloroethane	ND	ug/L	0.50	0.33	1		07/13/21 03:00	71-55-6	
1,1,2-Trichloroethane	ND	ug/L	0.50	0.32	1		07/13/21 03:00	79-00-5	
Trichloroethene	ND	ug/L	0.50	0.38	1		07/13/21 03:00	79-01-6	
Trichlorofluoromethane	ND	ug/L	1.0	0.30	1		07/13/21 03:00	75-69-4	
1,2,3-Trichloropropane	ND	ug/L	0.50	0.26	1		07/13/21 03:00	96-18-4	
1,2,4-Trimethylbenzene	ND	ug/L	0.50	0.50	1		07/13/21 03:00	95-63-6	
1,3,5-Trimethylbenzene	ND	ug/L	0.50	0.33	1		07/13/21 03:00	108-67-8	
Vinyl chloride	ND	ug/L	1.0	0.39	1		07/13/21 03:00	75-01-4	
m&p-Xylene	ND	ug/L	1.0	0.71	1		07/13/21 03:00	179601-23-1	
o-Xylene	ND	ug/L	0.50	0.34	1		07/13/21 03:00	95-47-6	
Surrogates									
1,2-Dichloroethane-d4 (S)	103	%	70-130		1		07/13/21 03:00	17060-07-0	
4-Bromofluorobenzene (S)	99	%	70-130		1		07/13/21 03:00	460-00-4	
Toluene-d8 (S)	104	%	70-130		1		07/13/21 03:00	2037-26-5	

REPORT OF LABORATORY ANALYSIS

This report shall not be reproduced, except in full,
without the written consent of Pace Analytical Services, LLC.

Pace Analytical Services, LLC
9800 Kincey Ave. Suite 100
Huntersville, NC 28078
(704)875-9092

ANALYTICAL RESULTS

Project: CPC Huntersville (7/9/21)
Pace Project No.: 92548787

Sample: MW-25 **Lab ID: 92548787008** Collected: 07/09/21 13:35 Received: 07/09/21 18:00 Matrix: Water

Parameters	Results	Units	Report Limit	MDL	DF	Prepared	Analyzed	CAS No.	Qual
VPH NC Water	Analytical Method: MADEP VPH Pace Analytical Services - Charlotte								
Total VPH (C5-C12)	**50.5**	ug/L	50.0	50.0	1		07/14/21 17:11		N2
Aliphatic (C05-C08)	ND	ug/L	50.0	50.0	1		07/14/21 17:11		N2
Aliphatic(C09-C12) Adjusted	ND	ug/L	50.0	50.0	1		07/14/21 17:11		N2
Aromatic (C09-C10)	ND	ug/L	50.0	50.0	1		07/14/21 17:11		N2
Surrogates									
4-Bromofluorobenzene (FID) (S)	94	%	70-130		1		07/14/21 17:11	460-00-4	
4-Bromofluorobenzene (PID) (S)	87	%	70-130		1		07/14/21 17:11	460-00-4	
6010 MET ICP	Analytical Method: EPA 6010D Preparation Method: EPA 3010A Pace Analytical Services - Asheville								
Lead	ND	ug/L	5.0	4.5	1	07/14/21 05:13	07/14/21 20:57	7439-92-1	
6200B MSV	Analytical Method: SM 6200B Pace Analytical Services - Charlotte								
Benzene	**3.9**	ug/L	0.50	0.34	1		07/13/21 03:18	71-43-2	
Bromobenzene	ND	ug/L	0.50	0.29	1		07/13/21 03:18	108-86-1	
Bromochloromethane	ND	ug/L	0.50	0.47	1		07/13/21 03:18	74-97-5	
Bromodichloromethane	**0.33J**	ug/L	0.50	0.31	1		07/13/21 03:18	75-27-4	
Bromoform	ND	ug/L	0.50	0.34	1		07/13/21 03:18	75-25-2	
Bromomethane	ND	ug/L	5.0	1.7	1		07/13/21 03:18	74-83-9	
n-Butylbenzene	ND	ug/L	0.50	0.49	1		07/13/21 03:18	104-51-8	
sec-Butylbenzene	ND	ug/L	0.50	0.40	1		07/13/21 03:18	135-98-8	
tert-Butylbenzene	ND	ug/L	0.50	0.32	1		07/13/21 03:18	98-06-6	
Carbon tetrachloride	ND	ug/L	0.50	0.33	1		07/13/21 03:18	56-23-5	
Chlorobenzene	ND	ug/L	0.50	0.28	1		07/13/21 03:18	108-90-7	
Chloroethane	ND	ug/L	1.0	0.65	1		07/13/21 03:18	75-00-3	
Chloroform	**1.9**	ug/L	0.50	0.35	1		07/13/21 03:18	67-66-3	
Chloromethane	ND	ug/L	1.0	0.54	1		07/13/21 03:18	74-87-3	
2-Chlorotoluene	ND	ug/L	0.50	0.32	1		07/13/21 03:18	95-49-8	
4-Chlorotoluene	ND	ug/L	0.50	0.32	1		07/13/21 03:18	106-43-4	
1,2-Dibromo-3-chloropropane	ND	ug/L	1.0	0.34	1		07/13/21 03:18	96-12-8	
Dibromochloromethane	ND	ug/L	0.50	0.36	1		07/13/21 03:18	124-48-1	
1,2-Dibromoethane (EDB)	ND	ug/L	0.50	0.27	1		07/13/21 03:18	106-93-4	
Dibromomethane	ND	ug/L	0.50	0.39	1		07/13/21 03:18	74-95-3	
1,2-Dichlorobenzene	ND	ug/L	0.50	0.34	1		07/13/21 03:18	95-50-1	
1,3-Dichlorobenzene	ND	ug/L	0.50	0.34	1		07/13/21 03:18	541-73-1	
1,4-Dichlorobenzene	ND	ug/L	0.50	0.33	1		07/13/21 03:18	106-46-7	
Dichlorodifluoromethane	ND	ug/L	0.50	0.35	1		07/13/21 03:18	75-71-8	
1,1-Dichloroethane	ND	ug/L	0.50	0.37	1		07/13/21 03:18	75-34-3	
1,2-Dichloroethane	ND	ug/L	0.50	0.32	1		07/13/21 03:18	107-06-2	
1,1-Dichloroethene	ND	ug/L	0.50	0.35	1		07/13/21 03:18	75-35-4	
cis-1,2-Dichloroethene	ND	ug/L	0.50	0.38	1		07/13/21 03:18	156-59-2	
trans-1,2-Dichloroethene	ND	ug/L	0.50	0.40	1		07/13/21 03:18	156-60-5	
1,2-Dichloropropane	ND	ug/L	0.50	0.36	1		07/13/21 03:18	78-87-5	
1,3-Dichloropropane	ND	ug/L	0.50	0.28	1		07/13/21 03:18	142-28-9	

REPORT OF LABORATORY ANALYSIS

This report shall not be reproduced, except in full,
without the written consent of Pace Analytical Services, LLC.

Pace Analytical Services, LLC
9800 Kincey Ave. Suite 100
Huntersville, NC 28078
(704)875-9092

ANALYTICAL RESULTS

Project: CPC Huntersville (7/9/21)
Pace Project No.: 92548787

Sample: MW-25 **Lab ID: 92548787008** Collected: 07/09/21 13:35 Received: 07/09/21 18:00 Matrix: Water

Parameters	Results	Units	Report Limit	MDL	DF	Prepared	Analyzed	CAS No.	Qual
6200B MSV	Analytical Method: SM 6200B Pace Analytical Services - Charlotte								
2,2-Dichloropropane	ND	ug/L	0.50	0.39	1		07/13/21 03:18	594-20-7	
1,1-Dichloropropene	ND	ug/L	0.50	0.43	1		07/13/21 03:18	563-58-6	
cis-1,3-Dichloropropene	ND	ug/L	0.50	0.36	1		07/13/21 03:18	10061-01-5	
trans-1,3-Dichloropropene	ND	ug/L	0.50	0.36	1		07/13/21 03:18	10061-02-6	
Diisopropyl ether	**0.73**	ug/L	0.50	0.31	1		07/13/21 03:18	108-20-3	
Ethylbenzene	ND	ug/L	0.50	0.30	1		07/13/21 03:18	100-41-4	
Hexachloro-1,3-butadiene	ND	ug/L	2.0	1.5	1		07/13/21 03:18	87-68-3	
Isopropylbenzene (Cumene)	ND	ug/L	0.50	0.33	1		07/13/21 03:18	98-82-8	
Methylene Chloride	ND	ug/L	2.0	2.0	1		07/13/21 03:18	75-09-2	
Methyl-tert-butyl ether	ND	ug/L	0.50	0.42	1		07/13/21 03:18	1634-04-4	
Naphthalene	ND	ug/L	2.0	0.64	1		07/13/21 03:18	91-20-3	
n-Propylbenzene	ND	ug/L	0.50	0.34	1		07/13/21 03:18	103-65-1	
Styrene	ND	ug/L	0.50	0.29	1		07/13/21 03:18	100-42-5	
1,1,1,2-Tetrachloroethane	ND	ug/L	0.50	0.31	1		07/13/21 03:18	630-20-6	
1,1,2,2-Tetrachloroethane	ND	ug/L	0.50	0.22	1		07/13/21 03:18	79-34-5	
Tetrachloroethene	ND	ug/L	0.50	0.29	1		07/13/21 03:18	127-18-4	
Toluene	**1.2**	ug/L	0.50	0.48	1		07/13/21 03:18	108-88-3	
1,2,3-Trichlorobenzene	ND	ug/L	2.0	0.81	1		07/13/21 03:18	87-61-6	
1,2,4-Trichlorobenzene	ND	ug/L	2.0	0.64	1		07/13/21 03:18	120-82-1	
1,1,1-Trichloroethane	ND	ug/L	0.50	0.33	1		07/13/21 03:18	71-55-6	
1,1,2-Trichloroethane	ND	ug/L	0.50	0.32	1		07/13/21 03:18	79-00-5	
Trichloroethene	ND	ug/L	0.50	0.38	1		07/13/21 03:18	79-01-6	
Trichlorofluoromethane	ND	ug/L	1.0	0.30	1		07/13/21 03:18	75-69-4	
1,2,3-Trichloropropane	ND	ug/L	0.50	0.26	1		07/13/21 03:18	96-18-4	
1,2,4-Trimethylbenzene	**0.59**	ug/L	0.50	0.50	1		07/13/21 03:18	95-63-6	
1,3,5-Trimethylbenzene	ND	ug/L	0.50	0.33	1		07/13/21 03:18	108-67-8	
Vinyl chloride	ND	ug/L	1.0	0.39	1		07/13/21 03:18	75-01-4	
m&p-Xylene	**5.0**	ug/L	1.0	0.71	1		07/13/21 03:18	179601-23-1	
o-Xylene	**2.5**	ug/L	0.50	0.34	1		07/13/21 03:18	95-47-6	
Surrogates									
1,2-Dichloroethane-d4 (S)	100	%	70-130		1		07/13/21 03:18	17060-07-0	
4-Bromofluorobenzene (S)	94	%	70-130		1		07/13/21 03:18	460-00-4	
Toluene-d8 (S)	98	%	70-130		1		07/13/21 03:18	2037-26-5	

REPORT OF LABORATORY ANALYSIS

This report shall not be reproduced, except in full,
without the written consent of Pace Analytical Services, LLC.

Pace Analytical Services, LLC
9800 Kincey Ave. Suite 100
Huntersville, NC 28078
(704)875-9092

ANALYTICAL RESULTS

Project: CPC Huntersville (7/9/21)
Pace Project No.: 92548787

Sample: MW-29 **Lab ID: 92548787009** Collected: 07/09/21 10:40 Received: 07/09/21 18:00 Matrix: Water

Parameters	Results	Units	Report Limit	MDL	DF	Prepared	Analyzed	CAS No.	Qual
VPH NC Water	Analytical Method: MADEP VPH Pace Analytical Services - Charlotte								
Total VPH (C5-C12)	**31600**	ug/L	500	500	10		07/15/21 23:37		N2
Aliphatic (C05-C08)	**28300**	ug/L	500	500	10		07/15/21 23:37		N2
Aliphatic(C09-C12) Adjusted	**2870**	ug/L	500	500	10		07/15/21 23:37		N2
Aromatic (C09-C10)	ND	ug/L	500	500	10		07/15/21 23:37		N2
Surrogates									
4-Bromofluorobenzene (FID) (S)	96	%	70-130		10		07/15/21 23:37	460-00-4	
4-Bromofluorobenzene (PID) (S)	88	%	70-130		10		07/15/21 23:37	460-00-4	
6010 MET ICP	Analytical Method: EPA 6010D Preparation Method: EPA 3010A Pace Analytical Services - Asheville								
Lead	ND	ug/L	5.0	4.5	1	07/14/21 05:13	07/14/21 21:01	7439-92-1	
6200B MSV	Analytical Method: SM 6200B Pace Analytical Services - Charlotte								
Benzene	**2000**	ug/L	12.5	8.6	25		07/13/21 20:47	71-43-2	
Bromobenzene	ND	ug/L	12.5	7.2	25		07/13/21 20:47	108-86-1	
Bromochloromethane	ND	ug/L	12.5	11.7	25		07/13/21 20:47	74-97-5	
Bromodichloromethane	ND	ug/L	12.5	7.7	25		07/13/21 20:47	75-27-4	
Bromoform	ND	ug/L	12.5	8.5	25		07/13/21 20:47	75-25-2	
Bromomethane	ND	ug/L	125	41.5	25		07/13/21 20:47	74-83-9	
n-Butylbenzene	ND	ug/L	12.5	12.2	25		07/13/21 20:47	104-51-8	
sec-Butylbenzene	ND	ug/L	12.5	10.0	25		07/13/21 20:47	135-98-8	
tert-Butylbenzene	ND	ug/L	12.5	8.1	25		07/13/21 20:47	98-06-6	
Carbon tetrachloride	ND	ug/L	12.5	8.3	25		07/13/21 20:47	56-23-5	
Chlorobenzene	ND	ug/L	12.5	7.1	25		07/13/21 20:47	108-90-7	
Chloroethane	ND	ug/L	25.0	16.2	25		07/13/21 20:47	75-00-3	
Chloroform	ND	ug/L	12.5	8.8	25		07/13/21 20:47	67-66-3	
Chloromethane	ND	ug/L	25.0	13.5	25		07/13/21 20:47	74-87-3	
2-Chlorotoluene	ND	ug/L	12.5	8.0	25		07/13/21 20:47	95-49-8	
4-Chlorotoluene	ND	ug/L	12.5	8.1	25		07/13/21 20:47	106-43-4	
1,2-Dibromo-3-chloropropane	ND	ug/L	25.0	8.5	25		07/13/21 20:47	96-12-8	
Dibromochloromethane	ND	ug/L	12.5	9.0	25		07/13/21 20:47	124-48-1	
1,2-Dibromoethane (EDB)	ND	ug/L	12.5	6.8	25		07/13/21 20:47	106-93-4	
Dibromomethane	ND	ug/L	12.5	9.8	25		07/13/21 20:47	74-95-3	
1,2-Dichlorobenzene	ND	ug/L	12.5	8.5	25		07/13/21 20:47	95-50-1	
1,3-Dichlorobenzene	ND	ug/L	12.5	8.5	25		07/13/21 20:47	541-73-1	
1,4-Dichlorobenzene	ND	ug/L	12.5	8.3	25		07/13/21 20:47	106-46-7	
Dichlorodifluoromethane	ND	ug/L	12.5	8.6	25		07/13/21 20:47	75-71-8	
1,1-Dichloroethane	ND	ug/L	12.5	9.2	25		07/13/21 20:47	75-34-3	
1,2-Dichloroethane	ND	ug/L	12.5	8.0	25		07/13/21 20:47	107-06-2	
1,1-Dichloroethene	ND	ug/L	12.5	8.7	25		07/13/21 20:47	75-35-4	
cis-1,2-Dichloroethene	ND	ug/L	12.5	9.6	25		07/13/21 20:47	156-59-2	
trans-1,2-Dichloroethene	ND	ug/L	12.5	9.9	25		07/13/21 20:47	156-60-5	
1,2-Dichloropropane	ND	ug/L	12.5	8.9	25		07/13/21 20:47	78-87-5	
1,3-Dichloropropane	ND	ug/L	12.5	7.1	25		07/13/21 20:47	142-28-9	

REPORT OF LABORATORY ANALYSIS

This report shall not be reproduced, except in full,
without the written consent of Pace Analytical Services, LLC.

Pace Analytical Services, LLC
9800 Kincey Ave. Suite 100
Huntersville, NC 28078
(704)875-9092

ANALYTICAL RESULTS

Project: CPC Huntersville (7/9/21)
Pace Project No.: 92548787

Sample: MW-29 **Lab ID: 92548787009** Collected: 07/09/21 10:40 Received: 07/09/21 18:00 Matrix: Water

Parameters	Results	Units	Report Limit	MDL	DF	Prepared	Analyzed	CAS No.	Qual
6200B MSV	Analytical Method: SM 6200B Pace Analytical Services - Charlotte								
2,2-Dichloropropane	ND	ug/L	12.5	9.7	25		07/13/21 20:47	594-20-7	
1,1-Dichloropropene	ND	ug/L	12.5	10.7	25		07/13/21 20:47	563-58-6	
cis-1,3-Dichloropropene	ND	ug/L	12.5	9.1	25		07/13/21 20:47	10061-01-5	
trans-1,3-Dichloropropene	ND	ug/L	12.5	9.1	25		07/13/21 20:47	10061-02-6	
Diisopropyl ether	**236**	ug/L	12.5	7.7	25		07/13/21 20:47	108-20-3	
Ethylbenzene	**117**	ug/L	12.5	7.6	25		07/13/21 20:47	100-41-4	
Hexachloro-1,3-butadiene	ND	ug/L	50.0	38.2	25		07/13/21 20:47	87-68-3	
Isopropylbenzene (Cumene)	ND	ug/L	12.5	8.3	25		07/13/21 20:47	98-82-8	
Methylene Chloride	ND	ug/L	50.0	48.8	25		07/13/21 20:47	75-09-2	
Methyl-tert-butyl ether	**43.3**	ug/L	12.5	10.6	25		07/13/21 20:47	1634-04-4	
Naphthalene	**24.6J**	ug/L	50.0	16.1	25		07/13/21 20:47	91-20-3	
n-Propylbenzene	ND	ug/L	12.5	8.5	25		07/13/21 20:47	103-65-1	
Styrene	ND	ug/L	12.5	7.3	25		07/13/21 20:47	100-42-5	
1,1,1,2-Tetrachloroethane	ND	ug/L	12.5	7.8	25		07/13/21 20:47	630-20-6	
1,1,2,2-Tetrachloroethane	ND	ug/L	12.5	5.6	25		07/13/21 20:47	79-34-5	
Tetrachloroethene	ND	ug/L	12.5	7.3	25		07/13/21 20:47	127-18-4	
Toluene	**3860**	ug/L	12.5	12.1	25		07/13/21 20:47	108-88-3	
1,2,3-Trichlorobenzene	ND	ug/L	50.0	20.2	25		07/13/21 20:47	87-61-6	
1,2,4-Trichlorobenzene	ND	ug/L	50.0	16.0	25		07/13/21 20:47	120-82-1	
1,1,1-Trichloroethane	ND	ug/L	12.5	8.3	25		07/13/21 20:47	71-55-6	
1,1,2-Trichloroethane	ND	ug/L	12.5	8.1	25		07/13/21 20:47	79-00-5	
Trichloroethene	ND	ug/L	12.5	9.6	25		07/13/21 20:47	79-01-6	
Trichlorofluoromethane	ND	ug/L	25.0	7.4	25		07/13/21 20:47	75-69-4	
1,2,3-Trichloropropane	ND	ug/L	12.5	6.5	25		07/13/21 20:47	96-18-4	
1,2,4-Trimethylbenzene	**133**	ug/L	12.5	12.4	25		07/13/21 20:47	95-63-6	
1,3,5-Trimethylbenzene	ND	ug/L	12.5	8.3	25		07/13/21 20:47	108-67-8	
Vinyl chloride	ND	ug/L	25.0	9.6	25		07/13/21 20:47	75-01-4	
m&p-Xylene	**901**	ug/L	25.0	17.7	25		07/13/21 20:47	179601-23-1	
o-Xylene	**479**	ug/L	12.5	8.4	25		07/13/21 20:47	95-47-6	
Surrogates									
1,2-Dichloroethane-d4 (S)	104	%	70-130		25		07/13/21 20:47	17060-07-0	
4-Bromofluorobenzene (S)	96	%	70-130		25		07/13/21 20:47	460-00-4	
Toluene-d8 (S)	103	%	70-130		25		07/13/21 20:47	2037-26-5	

REPORT OF LABORATORY ANALYSIS

This report shall not be reproduced, except in full,
without the written consent of Pace Analytical Services, LLC.

Pace Analytical Services, LLC
9800 Kincey Ave. Suite 100
Huntersville, NC 28078
(704)875-9092

ANALYTICAL RESULTS

Project: CPC Huntersville (7/9/21)
Pace Project No.: 92548787

Sample: MW-30 **Lab ID: 92548787010** Collected: 07/09/21 12:03 Received: 07/09/21 18:00 Matrix: Water

Parameters	Results	Units	Report Limit	MDL	DF	Prepared	Analyzed	CAS No.	Qual
VPH NC Water	Analytical Method: MADEP VPH Pace Analytical Services - Charlotte								
Total VPH (C5-C12)	ND	ug/L	50.0	50.0	1		07/14/21 18:08		N2
Aliphatic (C05-C08)	ND	ug/L	50.0	50.0	1		07/14/21 18:08		N2
Aliphatic(C09-C12) Adjusted	ND	ug/L	50.0	50.0	1		07/14/21 18:08		N2
Aromatic (C09-C10)	ND	ug/L	50.0	50.0	1		07/14/21 18:08		N2
Surrogates									
4-Bromofluorobenzene (FID) (S)	92	%	70-130		1		07/14/21 18:08	460-00-4	
4-Bromofluorobenzene (PID) (S)	87	%	70-130		1		07/14/21 18:08	460-00-4	
6010 MET ICP	Analytical Method: EPA 6010D Preparation Method: EPA 3010A Pace Analytical Services - Asheville								
Lead	ND	ug/L	5.0	4.5	1	07/14/21 05:13	07/14/21 21:04	7439-92-1	
6200B MSV	Analytical Method: SM 6200B Pace Analytical Services - Charlotte								
Benzene	ND	ug/L	0.50	0.34	1		07/14/21 23:34	71-43-2	
Bromobenzene	ND	ug/L	0.50	0.29	1		07/14/21 23:34	108-86-1	
Bromochloromethane	ND	ug/L	0.50	0.47	1		07/14/21 23:34	74-97-5	
Bromodichloromethane	ND	ug/L	0.50	0.31	1		07/14/21 23:34	75-27-4	
Bromoform	ND	ug/L	0.50	0.34	1		07/14/21 23:34	75-25-2	
Bromomethane	ND	ug/L	5.0	1.7	1		07/14/21 23:34	74-83-9	
n-Butylbenzene	ND	ug/L	0.50	0.49	1		07/14/21 23:34	104-51-8	
sec-Butylbenzene	ND	ug/L	0.50	0.40	1		07/14/21 23:34	135-98-8	
tert-Butylbenzene	ND	ug/L	0.50	0.32	1		07/14/21 23:34	98-06-6	
Carbon tetrachloride	ND	ug/L	0.50	0.33	1		07/14/21 23:34	56-23-5	
Chlorobenzene	ND	ug/L	0.50	0.28	1		07/14/21 23:34	108-90-7	
Chloroethane	ND	ug/L	1.0	0.65	1		07/14/21 23:34	75-00-3	
Chloroform	ND	ug/L	0.50	0.35	1		07/14/21 23:34	67-66-3	
Chloromethane	ND	ug/L	1.0	0.54	1		07/14/21 23:34	74-87-3	
2-Chlorotoluene	ND	ug/L	0.50	0.32	1		07/14/21 23:34	95-49-8	
4-Chlorotoluene	ND	ug/L	0.50	0.32	1		07/14/21 23:34	106-43-4	
1,2-Dibromo-3-chloropropane	ND	ug/L	1.0	0.34	1		07/14/21 23:34	96-12-8	
Dibromochloromethane	ND	ug/L	0.50	0.36	1		07/14/21 23:34	124-48-1	
1,2-Dibromoethane (EDB)	ND	ug/L	0.50	0.27	1		07/14/21 23:34	106-93-4	
Dibromomethane	ND	ug/L	0.50	0.39	1		07/14/21 23:34	74-95-3	
1,2-Dichlorobenzene	ND	ug/L	0.50	0.34	1		07/14/21 23:34	95-50-1	
1,3-Dichlorobenzene	ND	ug/L	0.50	0.34	1		07/14/21 23:34	541-73-1	
1,4-Dichlorobenzene	ND	ug/L	0.50	0.33	1		07/14/21 23:34	106-46-7	
Dichlorodifluoromethane	ND	ug/L	0.50	0.35	1		07/14/21 23:34	75-71-8	
1,1-Dichloroethane	ND	ug/L	0.50	0.37	1		07/14/21 23:34	75-34-3	
1,2-Dichloroethane	ND	ug/L	0.50	0.32	1		07/14/21 23:34	107-06-2	
1,1-Dichloroethene	ND	ug/L	0.50	0.35	1		07/14/21 23:34	75-35-4	
cis-1,2-Dichloroethene	ND	ug/L	0.50	0.38	1		07/14/21 23:34	156-59-2	
trans-1,2-Dichloroethene	ND	ug/L	0.50	0.40	1		07/14/21 23:34	156-60-5	
1,2-Dichloropropane	ND	ug/L	0.50	0.36	1		07/14/21 23:34	78-87-5	
1,3-Dichloropropane	ND	ug/L	0.50	0.28	1		07/14/21 23:34	142-28-9	

REPORT OF LABORATORY ANALYSIS

This report shall not be reproduced, except in full,
without the written consent of Pace Analytical Services, LLC.

Pace Analytical Services, LLC
9800 Kincey Ave. Suite 100
Huntersville, NC 28078
(704)875-9092

ANALYTICAL RESULTS

Project: CPC Huntersville (7/9/21)
Pace Project No.: 92548787

Sample: MW-30 **Lab ID: 92548787010** Collected: 07/09/21 12:03 Received: 07/09/21 18:00 Matrix: Water

Parameters	Results	Units	Report Limit	MDL	DF	Prepared	Analyzed	CAS No.	Qual
6200B MSV	Analytical Method: SM 6200B Pace Analytical Services - Charlotte								
2,2-Dichloropropane	ND	ug/L	0.50	0.39	1		07/14/21 23:34	594-20-7	
1,1-Dichloropropene	ND	ug/L	0.50	0.43	1		07/14/21 23:34	563-58-6	
cis-1,3-Dichloropropene	ND	ug/L	0.50	0.36	1		07/14/21 23:34	10061-01-5	
trans-1,3-Dichloropropene	ND	ug/L	0.50	0.36	1		07/14/21 23:34	10061-02-6	
Diisopropyl ether	ND	ug/L	0.50	0.31	1		07/14/21 23:34	108-20-3	
Ethylbenzene	ND	ug/L	0.50	0.30	1		07/14/21 23:34	100-41-4	
Hexachloro-1,3-butadiene	ND	ug/L	2.0	1.5	1		07/14/21 23:34	87-68-3	
Isopropylbenzene (Cumene)	ND	ug/L	0.50	0.33	1		07/14/21 23:34	98-82-8	
Methylene Chloride	ND	ug/L	2.0	2.0	1		07/14/21 23:34	75-09-2	
Methyl-tert-butyl ether	ND	ug/L	0.50	0.42	1		07/14/21 23:34	1634-04-4	
Naphthalene	ND	ug/L	2.0	0.64	1		07/14/21 23:34	91-20-3	
n-Propylbenzene	ND	ug/L	0.50	0.34	1		07/14/21 23:34	103-65-1	
Styrene	ND	ug/L	0.50	0.29	1		07/14/21 23:34	100-42-5	
1,1,1,2-Tetrachloroethane	ND	ug/L	0.50	0.31	1		07/14/21 23:34	630-20-6	
1,1,2,2-Tetrachloroethane	ND	ug/L	0.50	0.22	1		07/14/21 23:34	79-34-5	
Tetrachloroethene	ND	ug/L	0.50	0.29	1		07/14/21 23:34	127-18-4	
Toluene	ND	ug/L	0.50	0.48	1		07/14/21 23:34	108-88-3	
1,2,3-Trichlorobenzene	ND	ug/L	2.0	0.81	1		07/14/21 23:34	87-61-6	
1,2,4-Trichlorobenzene	ND	ug/L	2.0	0.64	1		07/14/21 23:34	120-82-1	
1,1,1-Trichloroethane	ND	ug/L	0.50	0.33	1		07/14/21 23:34	71-55-6	
1,1,2-Trichloroethane	ND	ug/L	0.50	0.32	1		07/14/21 23:34	79-00-5	
Trichloroethene	ND	ug/L	0.50	0.38	1		07/14/21 23:34	79-01-6	
Trichlorofluoromethane	ND	ug/L	1.0	0.30	1		07/14/21 23:34	75-69-4	
1,2,3-Trichloropropane	ND	ug/L	0.50	0.26	1		07/14/21 23:34	96-18-4	
1,2,4-Trimethylbenzene	ND	ug/L	0.50	0.50	1		07/14/21 23:34	95-63-6	
1,3,5-Trimethylbenzene	ND	ug/L	0.50	0.33	1		07/14/21 23:34	108-67-8	
Vinyl chloride	ND	ug/L	1.0	0.39	1		07/14/21 23:34	75-01-4	
m&p-Xylene	ND	ug/L	1.0	0.71	1		07/14/21 23:34	179601-23-1	
o-Xylene	ND	ug/L	0.50	0.34	1		07/14/21 23:34	95-47-6	
Surrogates									
1,2-Dichloroethane-d4 (S)	100	%	70-130		1		07/14/21 23:34	17060-07-0	
4-Bromofluorobenzene (S)	96	%	70-130		1		07/14/21 23:34	460-00-4	
Toluene-d8 (S)	98	%	70-130		1		07/14/21 23:34	2037-26-5	

REPORT OF LABORATORY ANALYSIS

This report shall not be reproduced, except in full,
without the written consent of Pace Analytical Services, LLC.

Pace Analytical Services, LLC
9800 Kincey Ave. Suite 100
Huntersville, NC 28078
(704)875-9092

ANALYTICAL RESULTS

Project: CPC Huntersville (7/9/21)
Pace Project No.: 92548787

Sample: MW-32 **Lab ID: 92548787011** Collected: 07/09/21 11:30 Received: 07/09/21 18:00 Matrix: Water

Parameters	Results	Units	Report Limit	MDL	DF	Prepared	Analyzed	CAS No.	Qual
VPH NC Water	Analytical Method: MADEP VPH Pace Analytical Services - Charlotte								
Total VPH (C5-C12)	ND	ug/L	50.0	50.0	1		07/14/21 18:37		N2
Aliphatic (C05-C08)	ND	ug/L	50.0	50.0	1		07/14/21 18:37		N2
Aliphatic(C09-C12) Adjusted	ND	ug/L	50.0	50.0	1		07/14/21 18:37		N2
Aromatic (C09-C10)	ND	ug/L	50.0	50.0	1		07/14/21 18:37		N2
Surrogates									
4-Bromofluorobenzene (FID) (S)	93	%	70-130		1		07/14/21 18:37	460-00-4	
4-Bromofluorobenzene (PID) (S)	88	%	70-130		1		07/14/21 18:37	460-00-4	
6010 MET ICP	Analytical Method: EPA 6010D Preparation Method: EPA 3010A Pace Analytical Services - Asheville								
Lead	ND	ug/L	5.0	4.5	1	07/14/21 05:13	07/14/21 21:20	7439-92-1	
6200B MSV	Analytical Method: SM 6200B Pace Analytical Services - Charlotte								
Benzene	ND	ug/L	0.50	0.34	1		07/13/21 18:34	71-43-2	
Bromobenzene	ND	ug/L	0.50	0.29	1		07/13/21 18:34	108-86-1	
Bromochloromethane	ND	ug/L	0.50	0.47	1		07/13/21 18:34	74-97-5	
Bromodichloromethane	ND	ug/L	0.50	0.31	1		07/13/21 18:34	75-27-4	
Bromoform	ND	ug/L	0.50	0.34	1		07/13/21 18:34	75-25-2	
Bromomethane	ND	ug/L	5.0	1.7	1		07/13/21 18:34	74-83-9	
n-Butylbenzene	ND	ug/L	0.50	0.49	1		07/13/21 18:34	104-51-8	
sec-Butylbenzene	ND	ug/L	0.50	0.40	1		07/13/21 18:34	135-98-8	
tert-Butylbenzene	ND	ug/L	0.50	0.32	1		07/13/21 18:34	98-06-6	
Carbon tetrachloride	ND	ug/L	0.50	0.33	1		07/13/21 18:34	56-23-5	
Chlorobenzene	ND	ug/L	0.50	0.28	1		07/13/21 18:34	108-90-7	
Chloroethane	ND	ug/L	1.0	0.65	1		07/13/21 18:34	75-00-3	
Chloroform	ND	ug/L	0.50	0.35	1		07/13/21 18:34	67-66-3	
Chloromethane	ND	ug/L	1.0	0.54	1		07/13/21 18:34	74-87-3	
2-Chlorotoluene	ND	ug/L	0.50	0.32	1		07/13/21 18:34	95-49-8	
4-Chlorotoluene	ND	ug/L	0.50	0.32	1		07/13/21 18:34	106-43-4	
1,2-Dibromo-3-chloropropane	ND	ug/L	1.0	0.34	1		07/13/21 18:34	96-12-8	
Dibromochloromethane	ND	ug/L	0.50	0.36	1		07/13/21 18:34	124-48-1	
1,2-Dibromoethane (EDB)	ND	ug/L	0.50	0.27	1		07/13/21 18:34	106-93-4	
Dibromomethane	ND	ug/L	0.50	0.39	1		07/13/21 18:34	74-95-3	
1,2-Dichlorobenzene	ND	ug/L	0.50	0.34	1		07/13/21 18:34	95-50-1	
1,3-Dichlorobenzene	ND	ug/L	0.50	0.34	1		07/13/21 18:34	541-73-1	
1,4-Dichlorobenzene	ND	ug/L	0.50	0.33	1		07/13/21 18:34	106-46-7	
Dichlorodifluoromethane	ND	ug/L	0.50	0.35	1		07/13/21 18:34	75-71-8	
1,1-Dichloroethane	ND	ug/L	0.50	0.37	1		07/13/21 18:34	75-34-3	
1,2-Dichloroethane	ND	ug/L	0.50	0.32	1		07/13/21 18:34	107-06-2	
1,1-Dichloroethene	ND	ug/L	0.50	0.35	1		07/13/21 18:34	75-35-4	
cis-1,2-Dichloroethene	ND	ug/L	0.50	0.38	1		07/13/21 18:34	156-59-2	
trans-1,2-Dichloroethene	ND	ug/L	0.50	0.40	1		07/13/21 18:34	156-60-5	
1,2-Dichloropropane	ND	ug/L	0.50	0.36	1		07/13/21 18:34	78-87-5	
1,3-Dichloropropane	ND	ug/L	0.50	0.28	1		07/13/21 18:34	142-28-9	

REPORT OF LABORATORY ANALYSIS

This report shall not be reproduced, except in full,
without the written consent of Pace Analytical Services, LLC.

Pace Analytical Services, LLC
9800 Kincey Ave. Suite 100
Huntersville, NC 28078
(704)875-9092

ANALYTICAL RESULTS

Project: CPC Huntersville (7/9/21)
Pace Project No.: 92548787

Sample: MW-32 **Lab ID: 92548787011** Collected: 07/09/21 11:30 Received: 07/09/21 18:00 Matrix: Water

Parameters	Results	Units	Report Limit	MDL	DF	Prepared	Analyzed	CAS No.	Qual
6200B MSV	Analytical Method: SM 6200B Pace Analytical Services - Charlotte								
2,2-Dichloropropane	ND	ug/L	0.50	0.39	1		07/13/21 18:34	594-20-7	
1,1-Dichloropropene	ND	ug/L	0.50	0.43	1		07/13/21 18:34	563-58-6	
cis-1,3-Dichloropropene	ND	ug/L	0.50	0.36	1		07/13/21 18:34	10061-01-5	
trans-1,3-Dichloropropene	ND	ug/L	0.50	0.36	1		07/13/21 18:34	10061-02-6	
Diisopropyl ether	ND	ug/L	0.50	0.31	1		07/13/21 18:34	108-20-3	
Ethylbenzene	ND	ug/L	0.50	0.30	1		07/13/21 18:34	100-41-4	
Hexachloro-1,3-butadiene	ND	ug/L	2.0	1.5	1		07/13/21 18:34	87-68-3	
Isopropylbenzene (Cumene)	ND	ug/L	0.50	0.33	1		07/13/21 18:34	98-82-8	
Methylene Chloride	ND	ug/L	2.0	2.0	1		07/13/21 18:34	75-09-2	
Methyl-tert-butyl ether	ND	ug/L	0.50	0.42	1		07/13/21 18:34	1634-04-4	
Naphthalene	ND	ug/L	2.0	0.64	1		07/13/21 18:34	91-20-3	
n-Propylbenzene	ND	ug/L	0.50	0.34	1		07/13/21 18:34	103-65-1	
Styrene	ND	ug/L	0.50	0.29	1		07/13/21 18:34	100-42-5	
1,1,1,2-Tetrachloroethane	ND	ug/L	0.50	0.31	1		07/13/21 18:34	630-20-6	
1,1,2,2-Tetrachloroethane	ND	ug/L	0.50	0.22	1		07/13/21 18:34	79-34-5	
Tetrachloroethene	ND	ug/L	0.50	0.29	1		07/13/21 18:34	127-18-4	
Toluene	ND	ug/L	0.50	0.48	1		07/13/21 18:34	108-88-3	
1,2,3-Trichlorobenzene	ND	ug/L	2.0	0.81	1		07/13/21 18:34	87-61-6	
1,2,4-Trichlorobenzene	ND	ug/L	2.0	0.64	1		07/13/21 18:34	120-82-1	
1,1,1-Trichloroethane	ND	ug/L	0.50	0.33	1		07/13/21 18:34	71-55-6	
1,1,2-Trichloroethane	ND	ug/L	0.50	0.32	1		07/13/21 18:34	79-00-5	
Trichloroethene	ND	ug/L	0.50	0.38	1		07/13/21 18:34	79-01-6	
Trichlorofluoromethane	ND	ug/L	1.0	0.30	1		07/13/21 18:34	75-69-4	
1,2,3-Trichloropropane	ND	ug/L	0.50	0.26	1		07/13/21 18:34	96-18-4	
1,2,4-Trimethylbenzene	ND	ug/L	0.50	0.50	1		07/13/21 18:34	95-63-6	
1,3,5-Trimethylbenzene	ND	ug/L	0.50	0.33	1		07/13/21 18:34	108-67-8	
Vinyl chloride	ND	ug/L	1.0	0.39	1		07/13/21 18:34	75-01-4	
m&p-Xylene	ND	ug/L	1.0	0.71	1		07/13/21 18:34	179601-23-1	
o-Xylene	ND	ug/L	0.50	0.34	1		07/13/21 18:34	95-47-6	
Surrogates									
1,2-Dichloroethane-d4 (S)	105	%	70-130		1		07/13/21 18:34	17060-07-0	
4-Bromofluorobenzene (S)	99	%	70-130		1		07/13/21 18:34	460-00-4	
Toluene-d8 (S)	100	%	70-130		1		07/13/21 18:34	2037-26-5	

REPORT OF LABORATORY ANALYSIS

This report shall not be reproduced, except in full,
without the written consent of Pace Analytical Services, LLC.

Pace Analytical Services, LLC
9800 Kincey Ave. Suite 100
Huntersville, NC 28078
(704)875-9092

ANALYTICAL RESULTS

Project: CPC Huntersville (7/9/21)
Pace Project No.: 92548787

Sample: MW-33 **Lab ID: 92548787012** Collected: 07/09/21 09:30 Received: 07/09/21 18:00 Matrix: Water

Parameters	Results	Units	Report Limit	MDL	DF	Prepared	Analyzed	CAS No.	Qual
VPH NC Water	Analytical Method: MADEP VPH Pace Analytical Services - Charlotte								
Total VPH (C5-C12)	ND	ug/L	50.0	50.0	1		07/14/21 19:05		N2
Aliphatic (C05-C08)	ND	ug/L	50.0	50.0	1		07/14/21 19:05		N2
Aliphatic(C09-C12) Adjusted	ND	ug/L	50.0	50.0	1		07/14/21 19:05		N2
Aromatic (C09-C10)	ND	ug/L	50.0	50.0	1		07/14/21 19:05		N2
Surrogates									
4-Bromofluorobenzene (FID) (S)	93	%	70-130		1		07/14/21 19:05	460-00-4	
4-Bromofluorobenzene (PID) (S)	88	%	70-130		1		07/14/21 19:05	460-00-4	
6010 MET ICP	Analytical Method: EPA 6010D Preparation Method: EPA 3010A Pace Analytical Services - Asheville								
Lead	ND	ug/L	5.0	4.5	1	07/14/21 05:13	07/14/21 21:23	7439-92-1	
6200B MSV	Analytical Method: SM 6200B Pace Analytical Services - Charlotte								
Benzene	ND	ug/L	0.50	0.34	1		07/13/21 18:52	71-43-2	
Bromobenzene	ND	ug/L	0.50	0.29	1		07/13/21 18:52	108-86-1	
Bromochloromethane	ND	ug/L	0.50	0.47	1		07/13/21 18:52	74-97-5	
Bromodichloromethane	ND	ug/L	0.50	0.31	1		07/13/21 18:52	75-27-4	
Bromoform	ND	ug/L	0.50	0.34	1		07/13/21 18:52	75-25-2	
Bromomethane	ND	ug/L	5.0	1.7	1		07/13/21 18:52	74-83-9	
n-Butylbenzene	ND	ug/L	0.50	0.49	1		07/13/21 18:52	104-51-8	
sec-Butylbenzene	ND	ug/L	0.50	0.40	1		07/13/21 18:52	135-98-8	
tert-Butylbenzene	ND	ug/L	0.50	0.32	1		07/13/21 18:52	98-06-6	
Carbon tetrachloride	ND	ug/L	0.50	0.33	1		07/13/21 18:52	56-23-5	
Chlorobenzene	ND	ug/L	0.50	0.28	1		07/13/21 18:52	108-90-7	
Chloroethane	ND	ug/L	1.0	0.65	1		07/13/21 18:52	75-00-3	
Chloroform	ND	ug/L	0.50	0.35	1		07/13/21 18:52	67-66-3	
Chloromethane	ND	ug/L	1.0	0.54	1		07/13/21 18:52	74-87-3	
2-Chlorotoluene	ND	ug/L	0.50	0.32	1		07/13/21 18:52	95-49-8	
4-Chlorotoluene	ND	ug/L	0.50	0.32	1		07/13/21 18:52	106-43-4	
1,2-Dibromo-3-chloropropane	ND	ug/L	1.0	0.34	1		07/13/21 18:52	96-12-8	
Dibromochloromethane	ND	ug/L	0.50	0.36	1		07/13/21 18:52	124-48-1	
1,2-Dibromoethane (EDB)	ND	ug/L	0.50	0.27	1		07/13/21 18:52	106-93-4	
Dibromomethane	ND	ug/L	0.50	0.39	1		07/13/21 18:52	74-95-3	
1,2-Dichlorobenzene	ND	ug/L	0.50	0.34	1		07/13/21 18:52	95-50-1	
1,3-Dichlorobenzene	ND	ug/L	0.50	0.34	1		07/13/21 18:52	541-73-1	
1,4-Dichlorobenzene	ND	ug/L	0.50	0.33	1		07/13/21 18:52	106-46-7	
Dichlorodifluoromethane	ND	ug/L	0.50	0.35	1		07/13/21 18:52	75-71-8	
1,1-Dichloroethane	ND	ug/L	0.50	0.37	1		07/13/21 18:52	75-34-3	
1,2-Dichloroethane	ND	ug/L	0.50	0.32	1		07/13/21 18:52	107-06-2	
1,1-Dichloroethene	ND	ug/L	0.50	0.35	1		07/13/21 18:52	75-35-4	
cis-1,2-Dichloroethene	ND	ug/L	0.50	0.38	1		07/13/21 18:52	156-59-2	
trans-1,2-Dichloroethene	ND	ug/L	0.50	0.40	1		07/13/21 18:52	156-60-5	
1,2-Dichloropropane	ND	ug/L	0.50	0.36	1		07/13/21 18:52	78-87-5	
1,3-Dichloropropane	ND	ug/L	0.50	0.28	1		07/13/21 18:52	142-28-9	

REPORT OF LABORATORY ANALYSIS

This report shall not be reproduced, except in full,
without the written consent of Pace Analytical Services, LLC.

Pace Analytical Services, LLC
9800 Kincey Ave. Suite 100
Huntersville, NC 28078
(704)875-9092

ANALYTICAL RESULTS

Project: CPC Huntersville (7/9/21)
Pace Project No.: 92548787

Sample: MW-33 **Lab ID: 92548787012** Collected: 07/09/21 09:30 Received: 07/09/21 18:00 Matrix: Water

Parameters	Results	Units	Report Limit	MDL	DF	Prepared	Analyzed	CAS No.	Qual
6200B MSV	Analytical Method: SM 6200B Pace Analytical Services - Charlotte								
2,2-Dichloropropane	ND	ug/L	0.50	0.39	1		07/13/21 18:52	594-20-7	
1,1-Dichloropropene	ND	ug/L	0.50	0.43	1		07/13/21 18:52	563-58-6	
cis-1,3-Dichloropropene	ND	ug/L	0.50	0.36	1		07/13/21 18:52	10061-01-5	
trans-1,3-Dichloropropene	ND	ug/L	0.50	0.36	1		07/13/21 18:52	10061-02-6	
Diisopropyl ether	ND	ug/L	0.50	0.31	1		07/13/21 18:52	108-20-3	
Ethylbenzene	ND	ug/L	0.50	0.30	1		07/13/21 18:52	100-41-4	
Hexachloro-1,3-butadiene	ND	ug/L	2.0	1.5	1		07/13/21 18:52	87-68-3	
Isopropylbenzene (Cumene)	ND	ug/L	0.50	0.33	1		07/13/21 18:52	98-82-8	
Methylene Chloride	ND	ug/L	2.0	2.0	1		07/13/21 18:52	75-09-2	
Methyl-tert-butyl ether	ND	ug/L	0.50	0.42	1		07/13/21 18:52	1634-04-4	
Naphthalene	ND	ug/L	2.0	0.64	1		07/13/21 18:52	91-20-3	
n-Propylbenzene	ND	ug/L	0.50	0.34	1		07/13/21 18:52	103-65-1	
Styrene	ND	ug/L	0.50	0.29	1		07/13/21 18:52	100-42-5	
1,1,1,2-Tetrachloroethane	ND	ug/L	0.50	0.31	1		07/13/21 18:52	630-20-6	
1,1,2,2-Tetrachloroethane	ND	ug/L	0.50	0.22	1		07/13/21 18:52	79-34-5	
Tetrachloroethene	ND	ug/L	0.50	0.29	1		07/13/21 18:52	127-18-4	
Toluene	ND	ug/L	0.50	0.48	1		07/13/21 18:52	108-88-3	
1,2,3-Trichlorobenzene	ND	ug/L	2.0	0.81	1		07/13/21 18:52	87-61-6	
1,2,4-Trichlorobenzene	ND	ug/L	2.0	0.64	1		07/13/21 18:52	120-82-1	
1,1,1-Trichloroethane	ND	ug/L	0.50	0.33	1		07/13/21 18:52	71-55-6	
1,1,2-Trichloroethane	ND	ug/L	0.50	0.32	1		07/13/21 18:52	79-00-5	
Trichloroethene	ND	ug/L	0.50	0.38	1		07/13/21 18:52	79-01-6	
Trichlorofluoromethane	ND	ug/L	1.0	0.30	1		07/13/21 18:52	75-69-4	
1,2,3-Trichloropropane	ND	ug/L	0.50	0.26	1		07/13/21 18:52	96-18-4	
1,2,4-Trimethylbenzene	ND	ug/L	0.50	0.50	1		07/13/21 18:52	95-63-6	
1,3,5-Trimethylbenzene	ND	ug/L	0.50	0.33	1		07/13/21 18:52	108-67-8	
Vinyl chloride	ND	ug/L	1.0	0.39	1		07/13/21 18:52	75-01-4	
m&p-Xylene	ND	ug/L	1.0	0.71	1		07/13/21 18:52	179601-23-1	
o-Xylene	ND	ug/L	0.50	0.34	1		07/13/21 18:52	95-47-6	
Surrogates									
1,2-Dichloroethane-d4 (S)	107	%	70-130		1		07/13/21 18:52	17060-07-0	
4-Bromofluorobenzene (S)	101	%	70-130		1		07/13/21 18:52	460-00-4	
Toluene-d8 (S)	100	%	70-130		1		07/13/21 18:52	2037-26-5	

REPORT OF LABORATORY ANALYSIS

This report shall not be reproduced, except in full,
without the written consent of Pace Analytical Services, LLC.

Pace Analytical Services, LLC
9800 Kincey Ave. Suite 100
Huntersville, NC 28078
(704)875-9092

ANALYTICAL RESULTS

Project: CPC Huntersville (7/9/21)
Pace Project No.: 92548787

Sample: MW-35 **Lab ID: 92548787013** Collected: 07/09/21 14:20 Received: 07/09/21 18:00 Matrix: Water

Parameters	Results	Units	Report Limit	MDL	DF	Prepared	Analyzed	CAS No.	Qual
VPH NC Water	Analytical Method: MADEP VPH Pace Analytical Services - Charlotte								
Total VPH (C5-C12)	ND	ug/L	50.0	50.0	1		07/14/21 19:36		N2
Aliphatic (C05-C08)	ND	ug/L	50.0	50.0	1		07/14/21 19:36		N2
Aliphatic(C09-C12) Adjusted	ND	ug/L	50.0	50.0	1		07/14/21 19:36		N2
Aromatic (C09-C10)	ND	ug/L	50.0	50.0	1		07/14/21 19:36		N2
Surrogates									
4-Bromofluorobenzene (FID) (S)	84	%	70-130		1		07/14/21 19:36	460-00-4	
4-Bromofluorobenzene (PID) (S)	79	%	70-130		1		07/14/21 19:36	460-00-4	
6010 MET ICP	Analytical Method: EPA 6010D Preparation Method: EPA 3010A Pace Analytical Services - Asheville								
Lead	ND	ug/L	5.0	4.5	1	07/14/21 05:13	07/14/21 21:26	7439-92-1	
6200B MSV	Analytical Method: SM 6200B Pace Analytical Services - Charlotte								
Benzene	ND	ug/L	0.50	0.34	1		07/13/21 19:10	71-43-2	
Bromobenzene	ND	ug/L	0.50	0.29	1		07/13/21 19:10	108-86-1	
Bromochloromethane	ND	ug/L	0.50	0.47	1		07/13/21 19:10	74-97-5	
Bromodichloromethane	ND	ug/L	0.50	0.31	1		07/13/21 19:10	75-27-4	
Bromoform	ND	ug/L	0.50	0.34	1		07/13/21 19:10	75-25-2	
Bromomethane	ND	ug/L	5.0	1.7	1		07/13/21 19:10	74-83-9	
n-Butylbenzene	ND	ug/L	0.50	0.49	1		07/13/21 19:10	104-51-8	
sec-Butylbenzene	ND	ug/L	0.50	0.40	1		07/13/21 19:10	135-98-8	
tert-Butylbenzene	ND	ug/L	0.50	0.32	1		07/13/21 19:10	98-06-6	
Carbon tetrachloride	ND	ug/L	0.50	0.33	1		07/13/21 19:10	56-23-5	
Chlorobenzene	ND	ug/L	0.50	0.28	1		07/13/21 19:10	108-90-7	
Chloroethane	ND	ug/L	1.0	0.65	1		07/13/21 19:10	75-00-3	
Chloroform	ND	ug/L	0.50	0.35	1		07/13/21 19:10	67-66-3	
Chloromethane	ND	ug/L	1.0	0.54	1		07/13/21 19:10	74-87-3	
2-Chlorotoluene	ND	ug/L	0.50	0.32	1		07/13/21 19:10	95-49-8	
4-Chlorotoluene	ND	ug/L	0.50	0.32	1		07/13/21 19:10	106-43-4	
1,2-Dibromo-3-chloropropane	ND	ug/L	1.0	0.34	1		07/13/21 19:10	96-12-8	
Dibromochloromethane	ND	ug/L	0.50	0.36	1		07/13/21 19:10	124-48-1	
1,2-Dibromoethane (EDB)	ND	ug/L	0.50	0.27	1		07/13/21 19:10	106-93-4	
Dibromomethane	ND	ug/L	0.50	0.39	1		07/13/21 19:10	74-95-3	
1,2-Dichlorobenzene	ND	ug/L	0.50	0.34	1		07/13/21 19:10	95-50-1	
1,3-Dichlorobenzene	ND	ug/L	0.50	0.34	1		07/13/21 19:10	541-73-1	
1,4-Dichlorobenzene	ND	ug/L	0.50	0.33	1		07/13/21 19:10	106-46-7	
Dichlorodifluoromethane	ND	ug/L	0.50	0.35	1		07/13/21 19:10	75-71-8	
1,1-Dichloroethane	ND	ug/L	0.50	0.37	1		07/13/21 19:10	75-34-3	
1,2-Dichloroethane	ND	ug/L	0.50	0.32	1		07/13/21 19:10	107-06-2	
1,1-Dichloroethene	ND	ug/L	0.50	0.35	1		07/13/21 19:10	75-35-4	
cis-1,2-Dichloroethene	ND	ug/L	0.50	0.38	1		07/13/21 19:10	156-59-2	
trans-1,2-Dichloroethene	ND	ug/L	0.50	0.40	1		07/13/21 19:10	156-60-5	
1,2-Dichloropropane	ND	ug/L	0.50	0.36	1		07/13/21 19:10	78-87-5	
1,3-Dichloropropane	ND	ug/L	0.50	0.28	1		07/13/21 19:10	142-28-9	

REPORT OF LABORATORY ANALYSIS

This report shall not be reproduced, except in full,
without the written consent of Pace Analytical Services, LLC.

Pace Analytical Services, LLC
9800 Kincey Ave. Suite 100
Huntersville, NC 28078
(704)875-9092

ANALYTICAL RESULTS

Project: CPC Huntersville (7/9/21)
Pace Project No.: 92548787

Sample: MW-35 **Lab ID: 92548787013** Collected: 07/09/21 14:20 Received: 07/09/21 18:00 Matrix: Water

Parameters	Results	Units	Report Limit	MDL	DF	Prepared	Analyzed	CAS No.	Qual
6200B MSV	Analytical Method: SM 6200B Pace Analytical Services - Charlotte								
2,2-Dichloropropane	ND	ug/L	0.50	0.39	1		07/13/21 19:10	594-20-7	
1,1-Dichloropropene	ND	ug/L	0.50	0.43	1		07/13/21 19:10	563-58-6	
cis-1,3-Dichloropropene	ND	ug/L	0.50	0.36	1		07/13/21 19:10	10061-01-5	
trans-1,3-Dichloropropene	ND	ug/L	0.50	0.36	1		07/13/21 19:10	10061-02-6	
Diisopropyl ether	ND	ug/L	0.50	0.31	1		07/13/21 19:10	108-20-3	
Ethylbenzene	ND	ug/L	0.50	0.30	1		07/13/21 19:10	100-41-4	
Hexachloro-1,3-butadiene	ND	ug/L	2.0	1.5	1		07/13/21 19:10	87-68-3	
Isopropylbenzene (Cumene)	ND	ug/L	0.50	0.33	1		07/13/21 19:10	98-82-8	
Methylene Chloride	ND	ug/L	2.0	2.0	1		07/13/21 19:10	75-09-2	
Methyl-tert-butyl ether	ND	ug/L	0.50	0.42	1		07/13/21 19:10	1634-04-4	
Naphthalene	ND	ug/L	2.0	0.64	1		07/13/21 19:10	91-20-3	
n-Propylbenzene	ND	ug/L	0.50	0.34	1		07/13/21 19:10	103-65-1	
Styrene	ND	ug/L	0.50	0.29	1		07/13/21 19:10	100-42-5	
1,1,1,2-Tetrachloroethane	ND	ug/L	0.50	0.31	1		07/13/21 19:10	630-20-6	
1,1,2,2-Tetrachloroethane	ND	ug/L	0.50	0.22	1		07/13/21 19:10	79-34-5	
Tetrachloroethene	ND	ug/L	0.50	0.29	1		07/13/21 19:10	127-18-4	
Toluene	ND	ug/L	0.50	0.48	1		07/13/21 19:10	108-88-3	
1,2,3-Trichlorobenzene	ND	ug/L	2.0	0.81	1		07/13/21 19:10	87-61-6	
1,2,4-Trichlorobenzene	ND	ug/L	2.0	0.64	1		07/13/21 19:10	120-82-1	
1,1,1-Trichloroethane	ND	ug/L	0.50	0.33	1		07/13/21 19:10	71-55-6	
1,1,2-Trichloroethane	ND	ug/L	0.50	0.32	1		07/13/21 19:10	79-00-5	
Trichloroethene	ND	ug/L	0.50	0.38	1		07/13/21 19:10	79-01-6	
Trichlorofluoromethane	ND	ug/L	1.0	0.30	1		07/13/21 19:10	75-69-4	
1,2,3-Trichloropropane	ND	ug/L	0.50	0.26	1		07/13/21 19:10	96-18-4	
1,2,4-Trimethylbenzene	ND	ug/L	0.50	0.50	1		07/13/21 19:10	95-63-6	
1,3,5-Trimethylbenzene	ND	ug/L	0.50	0.33	1		07/13/21 19:10	108-67-8	
Vinyl chloride	ND	ug/L	1.0	0.39	1		07/13/21 19:10	75-01-4	
m&p-Xylene	ND	ug/L	1.0	0.71	1		07/13/21 19:10	179601-23-1	
o-Xylene	ND	ug/L	0.50	0.34	1		07/13/21 19:10	95-47-6	
Surrogates									
1,2-Dichloroethane-d4 (S)	107	%	70-130		1		07/13/21 19:10	17060-07-0	
4-Bromofluorobenzene (S)	98	%	70-130		1		07/13/21 19:10	460-00-4	
Toluene-d8 (S)	99	%	70-130		1		07/13/21 19:10	2037-26-5	

REPORT OF LABORATORY ANALYSIS

This report shall not be reproduced, except in full,
without the written consent of Pace Analytical Services, LLC.

Pace Analytical Services, LLC
9800 Kincey Ave. Suite 100
Huntersville, NC 28078
(704)875-9092

ANALYTICAL RESULTS

Project: CPC Huntersville (7/9/21)
Pace Project No.: 92548787

Sample: MW-36DR **Lab ID: 92548787014** Collected: 07/09/21 15:25 Received: 07/09/21 18:00 Matrix: Water

Parameters	Results	Units	Report Limit	MDL	DF	Prepared	Analyzed	CAS No.	Qual
VPH NC Water	Analytical Method: MADEP VPH Pace Analytical Services - Charlotte								
Total VPH (C5-C12)	ND	ug/L	50.0	50.0	1		07/14/21 20:05		N2
Aliphatic (C05-C08)	ND	ug/L	50.0	50.0	1		07/14/21 20:05		N2
Aliphatic(C09-C12) Adjusted	ND	ug/L	50.0	50.0	1		07/14/21 20:05		N2
Aromatic (C09-C10)	ND	ug/L	50.0	50.0	1		07/14/21 20:05		N2
Surrogates									
4-Bromofluorobenzene (FID) (S)	93	%	70-130		1		07/14/21 20:05	460-00-4	
4-Bromofluorobenzene (PID) (S)	88	%	70-130		1		07/14/21 20:05	460-00-4	
6010 MET ICP	Analytical Method: EPA 6010D Preparation Method: EPA 3010A Pace Analytical Services - Asheville								
Lead	**7.4**	ug/L	5.0	4.5	1	07/14/21 05:13	07/14/21 18:41	7439-92-1	
6200B MSV	Analytical Method: SM 6200B Pace Analytical Services - Charlotte								
Benzene	ND	ug/L	0.50	0.34	1		07/13/21 19:28	71-43-2	
Bromobenzene	ND	ug/L	0.50	0.29	1		07/13/21 19:28	108-86-1	
Bromochloromethane	ND	ug/L	0.50	0.47	1		07/13/21 19:28	74-97-5	
Bromodichloromethane	ND	ug/L	0.50	0.31	1		07/13/21 19:28	75-27-4	
Bromoform	ND	ug/L	0.50	0.34	1		07/13/21 19:28	75-25-2	
Bromomethane	ND	ug/L	5.0	1.7	1		07/13/21 19:28	74-83-9	
n-Butylbenzene	ND	ug/L	0.50	0.49	1		07/13/21 19:28	104-51-8	
sec-Butylbenzene	ND	ug/L	0.50	0.40	1		07/13/21 19:28	135-98-8	
tert-Butylbenzene	ND	ug/L	0.50	0.32	1		07/13/21 19:28	98-06-6	
Carbon tetrachloride	ND	ug/L	0.50	0.33	1		07/13/21 19:28	56-23-5	
Chlorobenzene	ND	ug/L	0.50	0.28	1		07/13/21 19:28	108-90-7	
Chloroethane	ND	ug/L	1.0	0.65	1		07/13/21 19:28	75-00-3	
Chloroform	ND	ug/L	0.50	0.35	1		07/13/21 19:28	67-66-3	
Chloromethane	ND	ug/L	1.0	0.54	1		07/13/21 19:28	74-87-3	
2-Chlorotoluene	ND	ug/L	0.50	0.32	1		07/13/21 19:28	95-49-8	
4-Chlorotoluene	ND	ug/L	0.50	0.32	1		07/13/21 19:28	106-43-4	
1,2-Dibromo-3-chloropropane	ND	ug/L	1.0	0.34	1		07/13/21 19:28	96-12-8	
Dibromochloromethane	ND	ug/L	0.50	0.36	1		07/13/21 19:28	124-48-1	
1,2-Dibromoethane (EDB)	ND	ug/L	0.50	0.27	1		07/13/21 19:28	106-93-4	
Dibromomethane	ND	ug/L	0.50	0.39	1		07/13/21 19:28	74-95-3	
1,2-Dichlorobenzene	ND	ug/L	0.50	0.34	1		07/13/21 19:28	95-50-1	
1,3-Dichlorobenzene	ND	ug/L	0.50	0.34	1		07/13/21 19:28	541-73-1	
1,4-Dichlorobenzene	ND	ug/L	0.50	0.33	1		07/13/21 19:28	106-46-7	
Dichlorodifluoromethane	ND	ug/L	0.50	0.35	1		07/13/21 19:28	75-71-8	
1,1-Dichloroethane	ND	ug/L	0.50	0.37	1		07/13/21 19:28	75-34-3	
1,2-Dichloroethane	ND	ug/L	0.50	0.32	1		07/13/21 19:28	107-06-2	
1,1-Dichloroethene	ND	ug/L	0.50	0.35	1		07/13/21 19:28	75-35-4	
cis-1,2-Dichloroethene	ND	ug/L	0.50	0.38	1		07/13/21 19:28	156-59-2	
trans-1,2-Dichloroethene	ND	ug/L	0.50	0.40	1		07/13/21 19:28	156-60-5	
1,2-Dichloropropane	ND	ug/L	0.50	0.36	1		07/13/21 19:28	78-87-5	
1,3-Dichloropropane	ND	ug/L	0.50	0.28	1		07/13/21 19:28	142-28-9	

REPORT OF LABORATORY ANALYSIS

This report shall not be reproduced, except in full,
without the written consent of Pace Analytical Services, LLC.

Pace Analytical Services, LLC
9800 Kincey Ave. Suite 100
Huntersville, NC 28078
(704)875-9092

ANALYTICAL RESULTS

Project: CPC Huntersville (7/9/21)
Pace Project No.: 92548787

Sample: MW-36DR **Lab ID: 92548787014** Collected: 07/09/21 15:25 Received: 07/09/21 18:00 Matrix: Water

Parameters	Results	Units	Report Limit	MDL	DF	Prepared	Analyzed	CAS No.	Qual
6200B MSV	Analytical Method: SM 6200B Pace Analytical Services - Charlotte								
2,2-Dichloropropane	ND	ug/L	0.50	0.39	1		07/13/21 19:28	594-20-7	
1,1-Dichloropropene	ND	ug/L	0.50	0.43	1		07/13/21 19:28	563-58-6	
cis-1,3-Dichloropropene	ND	ug/L	0.50	0.36	1		07/13/21 19:28	10061-01-5	
trans-1,3-Dichloropropene	ND	ug/L	0.50	0.36	1		07/13/21 19:28	10061-02-6	
Diisopropyl ether	ND	ug/L	0.50	0.31	1		07/13/21 19:28	108-20-3	
Ethylbenzene	ND	ug/L	0.50	0.30	1		07/13/21 19:28	100-41-4	
Hexachloro-1,3-butadiene	ND	ug/L	2.0	1.5	1		07/13/21 19:28	87-68-3	
Isopropylbenzene (Cumene)	ND	ug/L	0.50	0.33	1		07/13/21 19:28	98-82-8	
Methylene Chloride	ND	ug/L	2.0	2.0	1		07/13/21 19:28	75-09-2	
Methyl-tert-butyl ether	ND	ug/L	0.50	0.42	1		07/13/21 19:28	1634-04-4	
Naphthalene	ND	ug/L	2.0	0.64	1		07/13/21 19:28	91-20-3	
n-Propylbenzene	ND	ug/L	0.50	0.34	1		07/13/21 19:28	103-65-1	
Styrene	ND	ug/L	0.50	0.29	1		07/13/21 19:28	100-42-5	
1,1,1,2-Tetrachloroethane	ND	ug/L	0.50	0.31	1		07/13/21 19:28	630-20-6	
1,1,2,2-Tetrachloroethane	ND	ug/L	0.50	0.22	1		07/13/21 19:28	79-34-5	
Tetrachloroethene	ND	ug/L	0.50	0.29	1		07/13/21 19:28	127-18-4	
Toluene	ND	ug/L	0.50	0.48	1		07/13/21 19:28	108-88-3	
1,2,3-Trichlorobenzene	ND	ug/L	2.0	0.81	1		07/13/21 19:28	87-61-6	
1,2,4-Trichlorobenzene	ND	ug/L	2.0	0.64	1		07/13/21 19:28	120-82-1	
1,1,1-Trichloroethane	ND	ug/L	0.50	0.33	1		07/13/21 19:28	71-55-6	
1,1,2-Trichloroethane	ND	ug/L	0.50	0.32	1		07/13/21 19:28	79-00-5	
Trichloroethene	ND	ug/L	0.50	0.38	1		07/13/21 19:28	79-01-6	
Trichlorofluoromethane	ND	ug/L	1.0	0.30	1		07/13/21 19:28	75-69-4	
1,2,3-Trichloropropane	ND	ug/L	0.50	0.26	1		07/13/21 19:28	96-18-4	
1,2,4-Trimethylbenzene	ND	ug/L	0.50	0.50	1		07/13/21 19:28	95-63-6	
1,3,5-Trimethylbenzene	ND	ug/L	0.50	0.33	1		07/13/21 19:28	108-67-8	
Vinyl chloride	ND	ug/L	1.0	0.39	1		07/13/21 19:28	75-01-4	
m&p-Xylene	ND	ug/L	1.0	0.71	1		07/13/21 19:28	179601-23-1	
o-Xylene	ND	ug/L	0.50	0.34	1		07/13/21 19:28	95-47-6	
Surrogates									
1,2-Dichloroethane-d4 (S)	106	%	70-130		1		07/13/21 19:28	17060-07-0	
4-Bromofluorobenzene (S)	100	%	70-130		1		07/13/21 19:28	460-00-4	
Toluene-d8 (S)	101	%	70-130		1		07/13/21 19:28	2037-26-5	

REPORT OF LABORATORY ANALYSIS

This report shall not be reproduced, except in full,
without the written consent of Pace Analytical Services, LLC.

Pace Analytical Services, LLC
9800 Kincey Ave. Suite 100
Huntersville, NC 28078
(704)875-9092

ANALYTICAL RESULTS

Project: CPC Huntersville (7/9/21)
Pace Project No.: 92548787

Sample: MW-52 **Lab ID: 92548787015** Collected: 07/09/21 13:50 Received: 07/09/21 18:00 Matrix: Water

Parameters	Results	Units	Report Limit	MDL	DF	Prepared	Analyzed	CAS No.	Qual
VPH NC Water	Analytical Method: MADEP VPH Pace Analytical Services - Charlotte								
Total VPH (C5-C12)	**1310**	ug/L	50.0	50.0	1		07/14/21 20:33		N2
Aliphatic (C05-C08)	**1220**	ug/L	50.0	50.0	1		07/14/21 20:33		N2
Aliphatic(C09-C12) Adjusted	**71.6**	ug/L	50.0	50.0	1		07/14/21 20:33		N2
Aromatic (C09-C10)	ND	ug/L	50.0	50.0	1		07/14/21 20:33		N2
Surrogates									
4-Bromofluorobenzene (FID) (S)	92	%	70-130		1		07/14/21 20:33	460-00-4	
4-Bromofluorobenzene (PID) (S)	86	%	70-130		1		07/14/21 20:33	460-00-4	
6010 MET ICP	Analytical Method: EPA 6010D Preparation Method: EPA 3010A Pace Analytical Services - Asheville								
Lead	ND	ug/L	5.0	4.5	1	07/14/21 05:13	07/14/21 18:54	7439-92-1	
6200B MSV	Analytical Method: SM 6200B Pace Analytical Services - Charlotte								
Benzene	**197**	ug/L	0.50	0.34	1		07/13/21 19:17	71-43-2	
Bromobenzene	ND	ug/L	0.50	0.29	1		07/13/21 19:17	108-86-1	
Bromochloromethane	ND	ug/L	0.50	0.47	1		07/13/21 19:17	74-97-5	
Bromodichloromethane	ND	ug/L	0.50	0.31	1		07/13/21 19:17	75-27-4	
Bromoform	ND	ug/L	0.50	0.34	1		07/13/21 19:17	75-25-2	
Bromomethane	ND	ug/L	5.0	1.7	1		07/13/21 19:17	74-83-9	
n-Butylbenzene	ND	ug/L	0.50	0.49	1		07/13/21 19:17	104-51-8	
sec-Butylbenzene	ND	ug/L	0.50	0.40	1		07/13/21 19:17	135-98-8	
tert-Butylbenzene	ND	ug/L	0.50	0.32	1		07/13/21 19:17	98-06-6	
Carbon tetrachloride	ND	ug/L	0.50	0.33	1		07/13/21 19:17	56-23-5	
Chlorobenzene	ND	ug/L	0.50	0.28	1		07/13/21 19:17	108-90-7	
Chloroethane	ND	ug/L	1.0	0.65	1		07/13/21 19:17	75-00-3	
Chloroform	**0.92**	ug/L	0.50	0.35	1		07/13/21 19:17	67-66-3	
Chloromethane	ND	ug/L	1.0	0.54	1		07/13/21 19:17	74-87-3	
2-Chlorotoluene	ND	ug/L	0.50	0.32	1		07/13/21 19:17	95-49-8	
4-Chlorotoluene	ND	ug/L	0.50	0.32	1		07/13/21 19:17	106-43-4	
1,2-Dibromo-3-chloropropane	ND	ug/L	1.0	0.34	1		07/13/21 19:17	96-12-8	
Dibromochloromethane	ND	ug/L	0.50	0.36	1		07/13/21 19:17	124-48-1	
1,2-Dibromoethane (EDB)	ND	ug/L	0.50	0.27	1		07/13/21 19:17	106-93-4	
Dibromomethane	ND	ug/L	0.50	0.39	1		07/13/21 19:17	74-95-3	
1,2-Dichlorobenzene	ND	ug/L	0.50	0.34	1		07/13/21 19:17	95-50-1	
1,3-Dichlorobenzene	ND	ug/L	0.50	0.34	1		07/13/21 19:17	541-73-1	
1,4-Dichlorobenzene	ND	ug/L	0.50	0.33	1		07/13/21 19:17	106-46-7	
Dichlorodifluoromethane	ND	ug/L	0.50	0.35	1		07/13/21 19:17	75-71-8	
1,1-Dichloroethane	ND	ug/L	0.50	0.37	1		07/13/21 19:17	75-34-3	
1,2-Dichloroethane	ND	ug/L	0.50	0.32	1		07/13/21 19:17	107-06-2	
1,1-Dichloroethene	ND	ug/L	0.50	0.35	1		07/13/21 19:17	75-35-4	
cis-1,2-Dichloroethene	ND	ug/L	0.50	0.38	1		07/13/21 19:17	156-59-2	
trans-1,2-Dichloroethene	ND	ug/L	0.50	0.40	1		07/13/21 19:17	156-60-5	
1,2-Dichloropropane	ND	ug/L	0.50	0.36	1		07/13/21 19:17	78-87-5	
1,3-Dichloropropane	ND	ug/L	0.50	0.28	1		07/13/21 19:17	142-28-9	

REPORT OF LABORATORY ANALYSIS

This report shall not be reproduced, except in full,
without the written consent of Pace Analytical Services, LLC.

Pace Analytical Services, LLC
9800 Kincey Ave. Suite 100
Huntersville, NC 28078
(704)875-9092

ANALYTICAL RESULTS

Project: CPC Huntersville (7/9/21)
Pace Project No.: 92548787

Sample: MW-52 **Lab ID: 92548787015** Collected: 07/09/21 13:50 Received: 07/09/21 18:00 Matrix: Water

Parameters	Results	Units	Report Limit	MDL	DF	Prepared	Analyzed	CAS No.	Qual
6200B MSV	Analytical Method: SM 6200B Pace Analytical Services - Charlotte								
2,2-Dichloropropane	ND	ug/L	0.50	0.39	1		07/13/21 19:17	594-20-7	
1,1-Dichloropropene	ND	ug/L	0.50	0.43	1		07/13/21 19:17	563-58-6	
cis-1,3-Dichloropropene	ND	ug/L	0.50	0.36	1		07/13/21 19:17	10061-01-5	
trans-1,3-Dichloropropene	ND	ug/L	0.50	0.36	1		07/13/21 19:17	10061-02-6	
Diisopropyl ether	**35.7**	ug/L	0.50	0.31	1		07/13/21 19:17	108-20-3	
Ethylbenzene	**0.42J**	ug/L	0.50	0.30	1		07/13/21 19:17	100-41-4	
Hexachloro-1,3-butadiene	ND	ug/L	2.0	1.5	1		07/13/21 19:17	87-68-3	
Isopropylbenzene (Cumene)	**0.57**	ug/L	0.50	0.33	1		07/13/21 19:17	98-82-8	
Methylene Chloride	ND	ug/L	2.0	2.0	1		07/13/21 19:17	75-09-2	
Methyl-tert-butyl ether	**5.3**	ug/L	0.50	0.42	1		07/13/21 19:17	1634-04-4	
Naphthalene	**2.5**	ug/L	2.0	0.64	1		07/13/21 19:17	91-20-3	
n-Propylbenzene	**0.37J**	ug/L	0.50	0.34	1		07/13/21 19:17	103-65-1	
Styrene	ND	ug/L	0.50	0.29	1		07/13/21 19:17	100-42-5	
1,1,1,2-Tetrachloroethane	ND	ug/L	0.50	0.31	1		07/13/21 19:17	630-20-6	
1,1,2,2-Tetrachloroethane	ND	ug/L	0.50	0.22	1		07/13/21 19:17	79-34-5	
Tetrachloroethene	ND	ug/L	0.50	0.29	1		07/13/21 19:17	127-18-4	
Toluene	**8.0**	ug/L	0.50	0.48	1		07/13/21 19:17	108-88-3	
1,2,3-Trichlorobenzene	ND	ug/L	2.0	0.81	1		07/13/21 19:17	87-61-6	
1,2,4-Trichlorobenzene	ND	ug/L	2.0	0.64	1		07/13/21 19:17	120-82-1	
1,1,1-Trichloroethane	ND	ug/L	0.50	0.33	1		07/13/21 19:17	71-55-6	
1,1,2-Trichloroethane	ND	ug/L	0.50	0.32	1		07/13/21 19:17	79-00-5	
Trichloroethene	ND	ug/L	0.50	0.38	1		07/13/21 19:17	79-01-6	
Trichlorofluoromethane	ND	ug/L	1.0	0.30	1		07/13/21 19:17	75-69-4	
1,2,3-Trichloropropane	ND	ug/L	0.50	0.26	1		07/13/21 19:17	96-18-4	
1,2,4-Trimethylbenzene	**3.1**	ug/L	0.50	0.50	1		07/13/21 19:17	95-63-6	
1,3,5-Trimethylbenzene	**1.3**	ug/L	0.50	0.33	1		07/13/21 19:17	108-67-8	
Vinyl chloride	ND	ug/L	1.0	0.39	1		07/13/21 19:17	75-01-4	
m&p-Xylene	**9.6**	ug/L	1.0	0.71	1		07/13/21 19:17	179601-23-1	
o-Xylene	**20.2**	ug/L	0.50	0.34	1		07/13/21 19:17	95-47-6	
Surrogates									
1,2-Dichloroethane-d4 (S)	102	%	70-130		1		07/13/21 19:17	17060-07-0	
4-Bromofluorobenzene (S)	96	%	70-130		1		07/13/21 19:17	460-00-4	
Toluene-d8 (S)	96	%	70-130		1		07/13/21 19:17	2037-26-5	

REPORT OF LABORATORY ANALYSIS

This report shall not be reproduced, except in full,
without the written consent of Pace Analytical Services, LLC.

Pace Analytical Services, LLC
9800 Kincey Ave. Suite 100
Huntersville, NC 28078
(704)875-9092

ANALYTICAL RESULTS

Project: CPC Huntersville (7/9/21)
Pace Project No.: 92548787

Sample: MW-56 **Lab ID: 92548787016** Collected: 07/09/21 09:55 Received: 07/09/21 18:00 Matrix: Water

Parameters	Results	Units	Report Limit	MDL	DF	Prepared	Analyzed	CAS No.	Qual
VPH NC Water	Analytical Method: MADEP VPH Pace Analytical Services - Charlotte								
Total VPH (C5-C12)	ND	ug/L	50.0	50.0	1		07/14/21 21:02		N2
Aliphatic (C05-C08)	ND	ug/L	50.0	50.0	1		07/14/21 21:02		N2
Aliphatic(C09-C12) Adjusted	ND	ug/L	50.0	50.0	1		07/14/21 21:02		N2
Aromatic (C09-C10)	ND	ug/L	50.0	50.0	1		07/14/21 21:02		N2
Surrogates									
4-Bromofluorobenzene (FID) (S)	94	%	70-130		1		07/14/21 21:02	460-00-4	
4-Bromofluorobenzene (PID) (S)	89	%	70-130		1		07/14/21 21:02	460-00-4	
6010 MET ICP	Analytical Method: EPA 6010D Preparation Method: EPA 3010A Pace Analytical Services - Asheville								
Lead	ND	ug/L	5.0	4.5	1	07/14/21 05:13	07/14/21 18:57	7439-92-1	
6200B MSV	Analytical Method: SM 6200B Pace Analytical Services - Charlotte								
Benzene	ND	ug/L	0.50	0.34	1		07/13/21 19:46	71-43-2	
Bromobenzene	ND	ug/L	0.50	0.29	1		07/13/21 19:46	108-86-1	
Bromochloromethane	ND	ug/L	0.50	0.47	1		07/13/21 19:46	74-97-5	
Bromodichloromethane	ND	ug/L	0.50	0.31	1		07/13/21 19:46	75-27-4	
Bromoform	ND	ug/L	0.50	0.34	1		07/13/21 19:46	75-25-2	
Bromomethane	ND	ug/L	5.0	1.7	1		07/13/21 19:46	74-83-9	
n-Butylbenzene	ND	ug/L	0.50	0.49	1		07/13/21 19:46	104-51-8	
sec-Butylbenzene	ND	ug/L	0.50	0.40	1		07/13/21 19:46	135-98-8	
tert-Butylbenzene	ND	ug/L	0.50	0.32	1		07/13/21 19:46	98-06-6	
Carbon tetrachloride	ND	ug/L	0.50	0.33	1		07/13/21 19:46	56-23-5	
Chlorobenzene	ND	ug/L	0.50	0.28	1		07/13/21 19:46	108-90-7	
Chloroethane	ND	ug/L	1.0	0.65	1		07/13/21 19:46	75-00-3	
Chloroform	ND	ug/L	0.50	0.35	1		07/13/21 19:46	67-66-3	
Chloromethane	ND	ug/L	1.0	0.54	1		07/13/21 19:46	74-87-3	
2-Chlorotoluene	ND	ug/L	0.50	0.32	1		07/13/21 19:46	95-49-8	
4-Chlorotoluene	ND	ug/L	0.50	0.32	1		07/13/21 19:46	106-43-4	
1,2-Dibromo-3-chloropropane	ND	ug/L	1.0	0.34	1		07/13/21 19:46	96-12-8	
Dibromochloromethane	ND	ug/L	0.50	0.36	1		07/13/21 19:46	124-48-1	
1,2-Dibromoethane (EDB)	ND	ug/L	0.50	0.27	1		07/13/21 19:46	106-93-4	
Dibromomethane	ND	ug/L	0.50	0.39	1		07/13/21 19:46	74-95-3	
1,2-Dichlorobenzene	ND	ug/L	0.50	0.34	1		07/13/21 19:46	95-50-1	
1,3-Dichlorobenzene	ND	ug/L	0.50	0.34	1		07/13/21 19:46	541-73-1	
1,4-Dichlorobenzene	ND	ug/L	0.50	0.33	1		07/13/21 19:46	106-46-7	
Dichlorodifluoromethane	ND	ug/L	0.50	0.35	1		07/13/21 19:46	75-71-8	
1,1-Dichloroethane	ND	ug/L	0.50	0.37	1		07/13/21 19:46	75-34-3	
1,2-Dichloroethane	ND	ug/L	0.50	0.32	1		07/13/21 19:46	107-06-2	
1,1-Dichloroethene	ND	ug/L	0.50	0.35	1		07/13/21 19:46	75-35-4	
cis-1,2-Dichloroethene	ND	ug/L	0.50	0.38	1		07/13/21 19:46	156-59-2	
trans-1,2-Dichloroethene	ND	ug/L	0.50	0.40	1		07/13/21 19:46	156-60-5	
1,2-Dichloropropane	ND	ug/L	0.50	0.36	1		07/13/21 19:46	78-87-5	
1,3-Dichloropropane	ND	ug/L	0.50	0.28	1		07/13/21 19:46	142-28-9	

REPORT OF LABORATORY ANALYSIS

This report shall not be reproduced, except in full,
without the written consent of Pace Analytical Services, LLC.

Pace Analytical Services, LLC
9800 Kincey Ave. Suite 100
Huntersville, NC 28078
(704)875-9092

ANALYTICAL RESULTS

Project: CPC Huntersville (7/9/21)
Pace Project No.: 92548787

Sample: MW-56 **Lab ID: 92548787016** Collected: 07/09/21 09:55 Received: 07/09/21 18:00 Matrix: Water

Parameters	Results	Units	Report Limit	MDL	DF	Prepared	Analyzed	CAS No.	Qual
6200B MSV	Analytical Method: SM 6200B Pace Analytical Services - Charlotte								
2,2-Dichloropropane	ND	ug/L	0.50	0.39	1		07/13/21 19:46	594-20-7	
1,1-Dichloropropene	ND	ug/L	0.50	0.43	1		07/13/21 19:46	563-58-6	
cis-1,3-Dichloropropene	ND	ug/L	0.50	0.36	1		07/13/21 19:46	10061-01-5	
trans-1,3-Dichloropropene	ND	ug/L	0.50	0.36	1		07/13/21 19:46	10061-02-6	
Diisopropyl ether	ND	ug/L	0.50	0.31	1		07/13/21 19:46	108-20-3	
Ethylbenzene	ND	ug/L	0.50	0.30	1		07/13/21 19:46	100-41-4	
Hexachloro-1,3-butadiene	ND	ug/L	2.0	1.5	1		07/13/21 19:46	87-68-3	
Isopropylbenzene (Cumene)	ND	ug/L	0.50	0.33	1		07/13/21 19:46	98-82-8	
Methylene Chloride	ND	ug/L	2.0	2.0	1		07/13/21 19:46	75-09-2	
Methyl-tert-butyl ether	ND	ug/L	0.50	0.42	1		07/13/21 19:46	1634-04-4	
Naphthalene	ND	ug/L	2.0	0.64	1		07/13/21 19:46	91-20-3	
n-Propylbenzene	ND	ug/L	0.50	0.34	1		07/13/21 19:46	103-65-1	
Styrene	ND	ug/L	0.50	0.29	1		07/13/21 19:46	100-42-5	
1,1,1,2-Tetrachloroethane	ND	ug/L	0.50	0.31	1		07/13/21 19:46	630-20-6	
1,1,2,2-Tetrachloroethane	ND	ug/L	0.50	0.22	1		07/13/21 19:46	79-34-5	
Tetrachloroethene	ND	ug/L	0.50	0.29	1		07/13/21 19:46	127-18-4	
Toluene	ND	ug/L	0.50	0.48	1		07/13/21 19:46	108-88-3	
1,2,3-Trichlorobenzene	ND	ug/L	2.0	0.81	1		07/13/21 19:46	87-61-6	
1,2,4-Trichlorobenzene	ND	ug/L	2.0	0.64	1		07/13/21 19:46	120-82-1	
1,1,1-Trichloroethane	ND	ug/L	0.50	0.33	1		07/13/21 19:46	71-55-6	
1,1,2-Trichloroethane	ND	ug/L	0.50	0.32	1		07/13/21 19:46	79-00-5	
Trichloroethene	ND	ug/L	0.50	0.38	1		07/13/21 19:46	79-01-6	
Trichlorofluoromethane	ND	ug/L	1.0	0.30	1		07/13/21 19:46	75-69-4	
1,2,3-Trichloropropane	ND	ug/L	0.50	0.26	1		07/13/21 19:46	96-18-4	
1,2,4-Trimethylbenzene	ND	ug/L	0.50	0.50	1		07/13/21 19:46	95-63-6	
1,3,5-Trimethylbenzene	ND	ug/L	0.50	0.33	1		07/13/21 19:46	108-67-8	
Vinyl chloride	ND	ug/L	1.0	0.39	1		07/13/21 19:46	75-01-4	
m&p-Xylene	ND	ug/L	1.0	0.71	1		07/13/21 19:46	179601-23-1	
o-Xylene	ND	ug/L	0.50	0.34	1		07/13/21 19:46	95-47-6	
Surrogates									
1,2-Dichloroethane-d4 (S)	106	%	70-130		1		07/13/21 19:46	17060-07-0	
4-Bromofluorobenzene (S)	98	%	70-130		1		07/13/21 19:46	460-00-4	
Toluene-d8 (S)	101	%	70-130		1		07/13/21 19:46	2037-26-5	

REPORT OF LABORATORY ANALYSIS

This report shall not be reproduced, except in full,
without the written consent of Pace Analytical Services, LLC.

Pace Analytical Services, LLC
9800 Kincey Ave. Suite 100
Huntersville, NC 28078
(704)875-9092

ANALYTICAL RESULTS

Project: CPC Huntersville (7/9/21)
Pace Project No.: 92548787

Sample: MW-58 **Lab ID: 92548787017** Collected: 07/09/21 13:45 Received: 07/09/21 18:00 Matrix: Water

Parameters	Results	Units	Report Limit	MDL	DF	Prepared	Analyzed	CAS No.	Qual
VPH NC Water	Analytical Method: MADEP VPH Pace Analytical Services - Charlotte								
Total VPH (C5-C12)	ND	ug/L	50.0	50.0	1		07/14/21 21:30		N2
Aliphatic (C05-C08)	ND	ug/L	50.0	50.0	1		07/14/21 21:30		N2
Aliphatic(C09-C12) Adjusted	ND	ug/L	50.0	50.0	1		07/14/21 21:30		N2
Aromatic (C09-C10)	ND	ug/L	50.0	50.0	1		07/14/21 21:30		N2
Surrogates									
4-Bromofluorobenzene (FID) (S)	92	%	70-130		1		07/14/21 21:30	460-00-4	
4-Bromofluorobenzene (PID) (S)	87	%	70-130		1		07/14/21 21:30	460-00-4	
6010 MET ICP	Analytical Method: EPA 6010D Preparation Method: EPA 3010A Pace Analytical Services - Asheville								
Lead	ND	ug/L	5.0	4.5	1	07/14/21 05:13	07/14/21 19:01	7439-92-1	
6200B MSV	Analytical Method: SM 6200B Pace Analytical Services - Charlotte								
Benzene	ND	ug/L	0.50	0.34	1		07/13/21 17:10	71-43-2	
Bromobenzene	ND	ug/L	0.50	0.29	1		07/13/21 17:10	108-86-1	
Bromochloromethane	ND	ug/L	0.50	0.47	1		07/13/21 17:10	74-97-5	
Bromodichloromethane	ND	ug/L	0.50	0.31	1		07/13/21 17:10	75-27-4	
Bromoform	ND	ug/L	0.50	0.34	1		07/13/21 17:10	75-25-2	
Bromomethane	ND	ug/L	5.0	1.7	1		07/13/21 17:10	74-83-9	
n-Butylbenzene	ND	ug/L	0.50	0.49	1		07/13/21 17:10	104-51-8	
sec-Butylbenzene	ND	ug/L	0.50	0.40	1		07/13/21 17:10	135-98-8	
tert-Butylbenzene	ND	ug/L	0.50	0.32	1		07/13/21 17:10	98-06-6	
Carbon tetrachloride	ND	ug/L	0.50	0.33	1		07/13/21 17:10	56-23-5	
Chlorobenzene	ND	ug/L	0.50	0.28	1		07/13/21 17:10	108-90-7	
Chloroethane	ND	ug/L	1.0	0.65	1		07/13/21 17:10	75-00-3	
Chloroform	**0.84**	ug/L	0.50	0.35	1		07/13/21 17:10	67-66-3	
Chloromethane	ND	ug/L	1.0	0.54	1		07/13/21 17:10	74-87-3	
2-Chlorotoluene	ND	ug/L	0.50	0.32	1		07/13/21 17:10	95-49-8	
4-Chlorotoluene	ND	ug/L	0.50	0.32	1		07/13/21 17:10	106-43-4	
1,2-Dibromo-3-chloropropane	ND	ug/L	1.0	0.34	1		07/13/21 17:10	96-12-8	
Dibromochloromethane	ND	ug/L	0.50	0.36	1		07/13/21 17:10	124-48-1	
1,2-Dibromoethane (EDB)	ND	ug/L	0.50	0.27	1		07/13/21 17:10	106-93-4	
Dibromomethane	ND	ug/L	0.50	0.39	1		07/13/21 17:10	74-95-3	
1,2-Dichlorobenzene	ND	ug/L	0.50	0.34	1		07/13/21 17:10	95-50-1	
1,3-Dichlorobenzene	ND	ug/L	0.50	0.34	1		07/13/21 17:10	541-73-1	
1,4-Dichlorobenzene	ND	ug/L	0.50	0.33	1		07/13/21 17:10	106-46-7	
Dichlorodifluoromethane	ND	ug/L	0.50	0.35	1		07/13/21 17:10	75-71-8	
1,1-Dichloroethane	ND	ug/L	0.50	0.37	1		07/13/21 17:10	75-34-3	
1,2-Dichloroethane	ND	ug/L	0.50	0.32	1		07/13/21 17:10	107-06-2	
1,1-Dichloroethene	ND	ug/L	0.50	0.35	1		07/13/21 17:10	75-35-4	
cis-1,2-Dichloroethene	ND	ug/L	0.50	0.38	1		07/13/21 17:10	156-59-2	
trans-1,2-Dichloroethene	ND	ug/L	0.50	0.40	1		07/13/21 17:10	156-60-5	
1,2-Dichloropropane	ND	ug/L	0.50	0.36	1		07/13/21 17:10	78-87-5	
1,3-Dichloropropane	ND	ug/L	0.50	0.28	1		07/13/21 17:10	142-28-9	

REPORT OF LABORATORY ANALYSIS

This report shall not be reproduced, except in full,
without the written consent of Pace Analytical Services, LLC.

Pace Analytical Services, LLC
9800 Kincey Ave. Suite 100
Huntersville, NC 28078
(704)875-9092

ANALYTICAL RESULTS

Project: CPC Huntersville (7/9/21)
Pace Project No.: 92548787

Sample: MW-58 **Lab ID: 92548787017** Collected: 07/09/21 13:45 Received: 07/09/21 18:00 Matrix: Water

Parameters	Results	Units	Report Limit	MDL	DF	Prepared	Analyzed	CAS No.	Qual
6200B MSV	Analytical Method: SM 6200B Pace Analytical Services - Charlotte								
2,2-Dichloropropane	ND	ug/L	0.50	0.39	1		07/13/21 17:10	594-20-7	
1,1-Dichloropropene	ND	ug/L	0.50	0.43	1		07/13/21 17:10	563-58-6	
cis-1,3-Dichloropropene	ND	ug/L	0.50	0.36	1		07/13/21 17:10	10061-01-5	
trans-1,3-Dichloropropene	ND	ug/L	0.50	0.36	1		07/13/21 17:10	10061-02-6	
Diisopropyl ether	ND	ug/L	0.50	0.31	1		07/13/21 17:10	108-20-3	
Ethylbenzene	ND	ug/L	0.50	0.30	1		07/13/21 17:10	100-41-4	
Hexachloro-1,3-butadiene	ND	ug/L	2.0	1.5	1		07/13/21 17:10	87-68-3	
Isopropylbenzene (Cumene)	ND	ug/L	0.50	0.33	1		07/13/21 17:10	98-82-8	
Methylene Chloride	ND	ug/L	2.0	2.0	1		07/13/21 17:10	75-09-2	
Methyl-tert-butyl ether	ND	ug/L	0.50	0.42	1		07/13/21 17:10	1634-04-4	
Naphthalene	ND	ug/L	2.0	0.64	1		07/13/21 17:10	91-20-3	
n-Propylbenzene	ND	ug/L	0.50	0.34	1		07/13/21 17:10	103-65-1	
Styrene	ND	ug/L	0.50	0.29	1		07/13/21 17:10	100-42-5	
1,1,1,2-Tetrachloroethane	ND	ug/L	0.50	0.31	1		07/13/21 17:10	630-20-6	
1,1,2,2-Tetrachloroethane	ND	ug/L	0.50	0.22	1		07/13/21 17:10	79-34-5	
Tetrachloroethene	ND	ug/L	0.50	0.29	1		07/13/21 17:10	127-18-4	
Toluene	ND	ug/L	0.50	0.48	1		07/13/21 17:10	108-88-3	
1,2,3-Trichlorobenzene	ND	ug/L	2.0	0.81	1		07/13/21 17:10	87-61-6	
1,2,4-Trichlorobenzene	ND	ug/L	2.0	0.64	1		07/13/21 17:10	120-82-1	
1,1,1-Trichloroethane	ND	ug/L	0.50	0.33	1		07/13/21 17:10	71-55-6	
1,1,2-Trichloroethane	ND	ug/L	0.50	0.32	1		07/13/21 17:10	79-00-5	
Trichloroethene	ND	ug/L	0.50	0.38	1		07/13/21 17:10	79-01-6	
Trichlorofluoromethane	ND	ug/L	1.0	0.30	1		07/13/21 17:10	75-69-4	
1,2,3-Trichloropropane	ND	ug/L	0.50	0.26	1		07/13/21 17:10	96-18-4	
1,2,4-Trimethylbenzene	ND	ug/L	0.50	0.50	1		07/13/21 17:10	95-63-6	
1,3,5-Trimethylbenzene	ND	ug/L	0.50	0.33	1		07/13/21 17:10	108-67-8	
Vinyl chloride	ND	ug/L	1.0	0.39	1		07/13/21 17:10	75-01-4	
m&p-Xylene	ND	ug/L	1.0	0.71	1		07/13/21 17:10	179601-23-1	
o-Xylene	ND	ug/L	0.50	0.34	1		07/13/21 17:10	95-47-6	
Surrogates									
1,2-Dichloroethane-d4 (S)	103	%	70-130		1		07/13/21 17:10	17060-07-0	
4-Bromofluorobenzene (S)	97	%	70-130		1		07/13/21 17:10	460-00-4	
Toluene-d8 (S)	98	%	70-130		1		07/13/21 17:10	2037-26-5	

REPORT OF LABORATORY ANALYSIS

This report shall not be reproduced, except in full,
without the written consent of Pace Analytical Services, LLC.

Pace Analytical Services, LLC
9800 Kincey Ave. Suite 100
Huntersville, NC 28078
(704)875-9092

ANALYTICAL RESULTS

Project: CPC Huntersville (7/9/21)
Pace Project No.: 92548787

Sample: MW-59 **Lab ID: 92548787018** Collected: 07/09/21 12:00 Received: 07/09/21 18:00 Matrix: Water

Parameters	Results	Units	Report Limit	MDL	DF	Prepared	Analyzed	CAS No.	Qual
VPH NC Water	Analytical Method: MADEP VPH Pace Analytical Services - Charlotte								
Total VPH (C5-C12)	ND	ug/L	50.0	50.0	1		07/14/21 21:58		N2
Aliphatic (C05-C08)	ND	ug/L	50.0	50.0	1		07/14/21 21:58		N2
Aliphatic(C09-C12) Adjusted	ND	ug/L	50.0	50.0	1		07/14/21 21:58		N2
Aromatic (C09-C10)	ND	ug/L	50.0	50.0	1		07/14/21 21:58		N2
Surrogates									
4-Bromofluorobenzene (FID) (S)	90	%	70-130		1		07/14/21 21:58	460-00-4	
4-Bromofluorobenzene (PID) (S)	85	%	70-130		1		07/14/21 21:58	460-00-4	
6010 MET ICP	Analytical Method: EPA 6010D Preparation Method: EPA 3010A Pace Analytical Services - Asheville								
Lead	ND	ug/L	5.0	4.5	1	07/14/21 05:13	07/14/21 19:17	7439-92-1	
6200B MSV	Analytical Method: SM 6200B Pace Analytical Services - Charlotte								
Benzene	ND	ug/L	0.50	0.34	1		07/13/21 17:29	71-43-2	
Bromobenzene	ND	ug/L	0.50	0.29	1		07/13/21 17:29	108-86-1	
Bromochloromethane	ND	ug/L	0.50	0.47	1		07/13/21 17:29	74-97-5	
Bromodichloromethane	ND	ug/L	0.50	0.31	1		07/13/21 17:29	75-27-4	
Bromoform	ND	ug/L	0.50	0.34	1		07/13/21 17:29	75-25-2	
Bromomethane	ND	ug/L	5.0	1.7	1		07/13/21 17:29	74-83-9	
n-Butylbenzene	ND	ug/L	0.50	0.49	1		07/13/21 17:29	104-51-8	
sec-Butylbenzene	ND	ug/L	0.50	0.40	1		07/13/21 17:29	135-98-8	
tert-Butylbenzene	ND	ug/L	0.50	0.32	1		07/13/21 17:29	98-06-6	
Carbon tetrachloride	ND	ug/L	0.50	0.33	1		07/13/21 17:29	56-23-5	
Chlorobenzene	ND	ug/L	0.50	0.28	1		07/13/21 17:29	108-90-7	
Chloroethane	ND	ug/L	1.0	0.65	1		07/13/21 17:29	75-00-3	
Chloroform	**0.57**	ug/L	0.50	0.35	1		07/13/21 17:29	67-66-3	
Chloromethane	ND	ug/L	1.0	0.54	1		07/13/21 17:29	74-87-3	
2-Chlorotoluene	ND	ug/L	0.50	0.32	1		07/13/21 17:29	95-49-8	
4-Chlorotoluene	ND	ug/L	0.50	0.32	1		07/13/21 17:29	106-43-4	
1,2-Dibromo-3-chloropropane	ND	ug/L	1.0	0.34	1		07/13/21 17:29	96-12-8	
Dibromochloromethane	ND	ug/L	0.50	0.36	1		07/13/21 17:29	124-48-1	
1,2-Dibromoethane (EDB)	ND	ug/L	0.50	0.27	1		07/13/21 17:29	106-93-4	
Dibromomethane	ND	ug/L	0.50	0.39	1		07/13/21 17:29	74-95-3	
1,2-Dichlorobenzene	ND	ug/L	0.50	0.34	1		07/13/21 17:29	95-50-1	
1,3-Dichlorobenzene	ND	ug/L	0.50	0.34	1		07/13/21 17:29	541-73-1	
1,4-Dichlorobenzene	ND	ug/L	0.50	0.33	1		07/13/21 17:29	106-46-7	
Dichlorodifluoromethane	ND	ug/L	0.50	0.35	1		07/13/21 17:29	75-71-8	
1,1-Dichloroethane	ND	ug/L	0.50	0.37	1		07/13/21 17:29	75-34-3	
1,2-Dichloroethane	ND	ug/L	0.50	0.32	1		07/13/21 17:29	107-06-2	
1,1-Dichloroethene	ND	ug/L	0.50	0.35	1		07/13/21 17:29	75-35-4	
cis-1,2-Dichloroethene	ND	ug/L	0.50	0.38	1		07/13/21 17:29	156-59-2	
trans-1,2-Dichloroethene	ND	ug/L	0.50	0.40	1		07/13/21 17:29	156-60-5	
1,2-Dichloropropane	ND	ug/L	0.50	0.36	1		07/13/21 17:29	78-87-5	
1,3-Dichloropropane	ND	ug/L	0.50	0.28	1		07/13/21 17:29	142-28-9	

REPORT OF LABORATORY ANALYSIS

This report shall not be reproduced, except in full,
without the written consent of Pace Analytical Services, LLC.

Pace Analytical Services, LLC
9800 Kincey Ave. Suite 100
Huntersville, NC 28078
(704)875-9092

ANALYTICAL RESULTS

Project: CPC Huntersville (7/9/21)
Pace Project No.: 92548787

Sample: MW-59 **Lab ID: 92548787018** Collected: 07/09/21 12:00 Received: 07/09/21 18:00 Matrix: Water

Parameters	Results	Units	Report Limit	MDL	DF	Prepared	Analyzed	CAS No.	Qual
6200B MSV	Analytical Method: SM 6200B Pace Analytical Services - Charlotte								
2,2-Dichloropropane	ND	ug/L	0.50	0.39	1		07/13/21 17:29	594-20-7	
1,1-Dichloropropene	ND	ug/L	0.50	0.43	1		07/13/21 17:29	563-58-6	
cis-1,3-Dichloropropene	ND	ug/L	0.50	0.36	1		07/13/21 17:29	10061-01-5	
trans-1,3-Dichloropropene	ND	ug/L	0.50	0.36	1		07/13/21 17:29	10061-02-6	
Diisopropyl ether	ND	ug/L	0.50	0.31	1		07/13/21 17:29	108-20-3	
Ethylbenzene	ND	ug/L	0.50	0.30	1		07/13/21 17:29	100-41-4	
Hexachloro-1,3-butadiene	ND	ug/L	2.0	1.5	1		07/13/21 17:29	87-68-3	
Isopropylbenzene (Cumene)	ND	ug/L	0.50	0.33	1		07/13/21 17:29	98-82-8	
Methylene Chloride	ND	ug/L	2.0	2.0	1		07/13/21 17:29	75-09-2	
Methyl-tert-butyl ether	ND	ug/L	0.50	0.42	1		07/13/21 17:29	1634-04-4	
Naphthalene	ND	ug/L	2.0	0.64	1		07/13/21 17:29	91-20-3	
n-Propylbenzene	ND	ug/L	0.50	0.34	1		07/13/21 17:29	103-65-1	
Styrene	ND	ug/L	0.50	0.29	1		07/13/21 17:29	100-42-5	
1,1,1,2-Tetrachloroethane	ND	ug/L	0.50	0.31	1		07/13/21 17:29	630-20-6	
1,1,2,2-Tetrachloroethane	ND	ug/L	0.50	0.22	1		07/13/21 17:29	79-34-5	
Tetrachloroethene	ND	ug/L	0.50	0.29	1		07/13/21 17:29	127-18-4	
Toluene	**1.0**	ug/L	0.50	0.48	1		07/13/21 17:29	108-88-3	
1,2,3-Trichlorobenzene	ND	ug/L	2.0	0.81	1		07/13/21 17:29	87-61-6	
1,2,4-Trichlorobenzene	ND	ug/L	2.0	0.64	1		07/13/21 17:29	120-82-1	
1,1,1-Trichloroethane	ND	ug/L	0.50	0.33	1		07/13/21 17:29	71-55-6	
1,1,2-Trichloroethane	ND	ug/L	0.50	0.32	1		07/13/21 17:29	79-00-5	
Trichloroethene	ND	ug/L	0.50	0.38	1		07/13/21 17:29	79-01-6	
Trichlorofluoromethane	ND	ug/L	1.0	0.30	1		07/13/21 17:29	75-69-4	
1,2,3-Trichloropropane	ND	ug/L	0.50	0.26	1		07/13/21 17:29	96-18-4	
1,2,4-Trimethylbenzene	ND	ug/L	0.50	0.50	1		07/13/21 17:29	95-63-6	
1,3,5-Trimethylbenzene	ND	ug/L	0.50	0.33	1		07/13/21 17:29	108-67-8	
Vinyl chloride	ND	ug/L	1.0	0.39	1		07/13/21 17:29	75-01-4	
m&p-Xylene	ND	ug/L	1.0	0.71	1		07/13/21 17:29	179601-23-1	
o-Xylene	ND	ug/L	0.50	0.34	1		07/13/21 17:29	95-47-6	
Surrogates									
1,2-Dichloroethane-d4 (S)	103	%	70-130		1		07/13/21 17:29	17060-07-0	
4-Bromofluorobenzene (S)	96	%	70-130		1		07/13/21 17:29	460-00-4	
Toluene-d8 (S)	100	%	70-130		1		07/13/21 17:29	2037-26-5	

REPORT OF LABORATORY ANALYSIS

This report shall not be reproduced, except in full,
without the written consent of Pace Analytical Services, LLC.

Pace Analytical Services, LLC
9800 Kincey Ave. Suite 100
Huntersville, NC 28078
(704)875-9092

ANALYTICAL RESULTS

Project: CPC Huntersville (7/9/21)
Pace Project No.: 92548787

Sample: MW-59D **Lab ID: 92548787019** Collected: 07/09/21 12:20 Received: 07/09/21 18:00 Matrix: Water

Parameters	Results	Units	Report Limit	MDL	DF	Prepared	Analyzed	CAS No.	Qual
VPH NC Water	Analytical Method: MADEP VPH Pace Analytical Services - Charlotte								
Total VPH (C5-C12)	ND	ug/L	50.0	50.0	1		07/14/21 22:27		N2
Aliphatic (C05-C08)	ND	ug/L	50.0	50.0	1		07/14/21 22:27		N2
Aliphatic(C09-C12) Adjusted	ND	ug/L	50.0	50.0	1		07/14/21 22:27		N2
Aromatic (C09-C10)	ND	ug/L	50.0	50.0	1		07/14/21 22:27		N2
Surrogates									
4-Bromofluorobenzene (FID) (S)	95	%	70-130		1		07/14/21 22:27	460-00-4	
4-Bromofluorobenzene (PID) (S)	90	%	70-130		1		07/14/21 22:27	460-00-4	
6010 MET ICP	Analytical Method: EPA 6010D Preparation Method: EPA 3010A Pace Analytical Services - Asheville								
Lead	ND	ug/L	5.0	4.5	1	07/14/21 05:13	07/14/21 19:20	7439-92-1	
6200B MSV	Analytical Method: SM 6200B Pace Analytical Services - Charlotte								
Benzene	ND	ug/L	0.50	0.34	1		07/13/21 17:47	71-43-2	
Bromobenzene	ND	ug/L	0.50	0.29	1		07/13/21 17:47	108-86-1	
Bromochloromethane	ND	ug/L	0.50	0.47	1		07/13/21 17:47	74-97-5	
Bromodichloromethane	ND	ug/L	0.50	0.31	1		07/13/21 17:47	75-27-4	
Bromoform	ND	ug/L	0.50	0.34	1		07/13/21 17:47	75-25-2	
Bromomethane	ND	ug/L	5.0	1.7	1		07/13/21 17:47	74-83-9	
n-Butylbenzene	ND	ug/L	0.50	0.49	1		07/13/21 17:47	104-51-8	
sec-Butylbenzene	ND	ug/L	0.50	0.40	1		07/13/21 17:47	135-98-8	
tert-Butylbenzene	ND	ug/L	0.50	0.32	1		07/13/21 17:47	98-06-6	
Carbon tetrachloride	ND	ug/L	0.50	0.33	1		07/13/21 17:47	56-23-5	
Chlorobenzene	ND	ug/L	0.50	0.28	1		07/13/21 17:47	108-90-7	
Chloroethane	ND	ug/L	1.0	0.65	1		07/13/21 17:47	75-00-3	
Chloroform	ND	ug/L	0.50	0.35	1		07/13/21 17:47	67-66-3	
Chloromethane	ND	ug/L	1.0	0.54	1		07/13/21 17:47	74-87-3	
2-Chlorotoluene	ND	ug/L	0.50	0.32	1		07/13/21 17:47	95-49-8	
4-Chlorotoluene	ND	ug/L	0.50	0.32	1		07/13/21 17:47	106-43-4	
1,2-Dibromo-3-chloropropane	ND	ug/L	1.0	0.34	1		07/13/21 17:47	96-12-8	
Dibromochloromethane	ND	ug/L	0.50	0.36	1		07/13/21 17:47	124-48-1	
1,2-Dibromoethane (EDB)	ND	ug/L	0.50	0.27	1		07/13/21 17:47	106-93-4	
Dibromomethane	ND	ug/L	0.50	0.39	1		07/13/21 17:47	74-95-3	
1,2-Dichlorobenzene	ND	ug/L	0.50	0.34	1		07/13/21 17:47	95-50-1	
1,3-Dichlorobenzene	ND	ug/L	0.50	0.34	1		07/13/21 17:47	541-73-1	
1,4-Dichlorobenzene	ND	ug/L	0.50	0.33	1		07/13/21 17:47	106-46-7	
Dichlorodifluoromethane	ND	ug/L	0.50	0.35	1		07/13/21 17:47	75-71-8	
1,1-Dichloroethane	ND	ug/L	0.50	0.37	1		07/13/21 17:47	75-34-3	
1,2-Dichloroethane	ND	ug/L	0.50	0.32	1		07/13/21 17:47	107-06-2	
1,1-Dichloroethene	ND	ug/L	0.50	0.35	1		07/13/21 17:47	75-35-4	
cis-1,2-Dichloroethene	ND	ug/L	0.50	0.38	1		07/13/21 17:47	156-59-2	
trans-1,2-Dichloroethene	ND	ug/L	0.50	0.40	1		07/13/21 17:47	156-60-5	
1,2-Dichloropropane	ND	ug/L	0.50	0.36	1		07/13/21 17:47	78-87-5	
1,3-Dichloropropane	ND	ug/L	0.50	0.28	1		07/13/21 17:47	142-28-9	

REPORT OF LABORATORY ANALYSIS

This report shall not be reproduced, except in full,
without the written consent of Pace Analytical Services, LLC.

Pace Analytical Services, LLC
9800 Kincey Ave. Suite 100
Huntersville, NC 28078
(704)875-9092

ANALYTICAL RESULTS

Project: CPC Huntersville (7/9/21)
Pace Project No.: 92548787

Sample: MW-59D **Lab ID: 92548787019** Collected: 07/09/21 12:20 Received: 07/09/21 18:00 Matrix: Water

Parameters	Results	Units	Report Limit	MDL	DF	Prepared	Analyzed	CAS No.	Qual
6200B MSV	Analytical Method: SM 6200B Pace Analytical Services - Charlotte								
2,2-Dichloropropane	ND	ug/L	0.50	0.39	1		07/13/21 17:47	594-20-7	
1,1-Dichloropropene	ND	ug/L	0.50	0.43	1		07/13/21 17:47	563-58-6	
cis-1,3-Dichloropropene	ND	ug/L	0.50	0.36	1		07/13/21 17:47	10061-01-5	
trans-1,3-Dichloropropene	ND	ug/L	0.50	0.36	1		07/13/21 17:47	10061-02-6	
Diisopropyl ether	ND	ug/L	0.50	0.31	1		07/13/21 17:47	108-20-3	
Ethylbenzene	ND	ug/L	0.50	0.30	1		07/13/21 17:47	100-41-4	
Hexachloro-1,3-butadiene	ND	ug/L	2.0	1.5	1		07/13/21 17:47	87-68-3	
Isopropylbenzene (Cumene)	ND	ug/L	0.50	0.33	1		07/13/21 17:47	98-82-8	
Methylene Chloride	ND	ug/L	2.0	2.0	1		07/13/21 17:47	75-09-2	
Methyl-tert-butyl ether	ND	ug/L	0.50	0.42	1		07/13/21 17:47	1634-04-4	
Naphthalene	ND	ug/L	2.0	0.64	1		07/13/21 17:47	91-20-3	
n-Propylbenzene	ND	ug/L	0.50	0.34	1		07/13/21 17:47	103-65-1	
Styrene	ND	ug/L	0.50	0.29	1		07/13/21 17:47	100-42-5	
1,1,1,2-Tetrachloroethane	ND	ug/L	0.50	0.31	1		07/13/21 17:47	630-20-6	
1,1,2,2-Tetrachloroethane	ND	ug/L	0.50	0.22	1		07/13/21 17:47	79-34-5	
Tetrachloroethene	ND	ug/L	0.50	0.29	1		07/13/21 17:47	127-18-4	
Toluene	**0.55**	ug/L	0.50	0.48	1		07/13/21 17:47	108-88-3	
1,2,3-Trichlorobenzene	ND	ug/L	2.0	0.81	1		07/13/21 17:47	87-61-6	
1,2,4-Trichlorobenzene	ND	ug/L	2.0	0.64	1		07/13/21 17:47	120-82-1	
1,1,1-Trichloroethane	ND	ug/L	0.50	0.33	1		07/13/21 17:47	71-55-6	
1,1,2-Trichloroethane	ND	ug/L	0.50	0.32	1		07/13/21 17:47	79-00-5	
Trichloroethene	ND	ug/L	0.50	0.38	1		07/13/21 17:47	79-01-6	
Trichlorofluoromethane	ND	ug/L	1.0	0.30	1		07/13/21 17:47	75-69-4	
1,2,3-Trichloropropane	ND	ug/L	0.50	0.26	1		07/13/21 17:47	96-18-4	
1,2,4-Trimethylbenzene	ND	ug/L	0.50	0.50	1		07/13/21 17:47	95-63-6	
1,3,5-Trimethylbenzene	ND	ug/L	0.50	0.33	1		07/13/21 17:47	108-67-8	
Vinyl chloride	ND	ug/L	1.0	0.39	1		07/13/21 17:47	75-01-4	
m&p-Xylene	ND	ug/L	1.0	0.71	1		07/13/21 17:47	179601-23-1	
o-Xylene	ND	ug/L	0.50	0.34	1		07/13/21 17:47	95-47-6	
Surrogates									
1,2-Dichloroethane-d4 (S)	104	%	70-130		1		07/13/21 17:47	17060-07-0	
4-Bromofluorobenzene (S)	97	%	70-130		1		07/13/21 17:47	460-00-4	
Toluene-d8 (S)	106	%	70-130		1		07/13/21 17:47	2037-26-5	

REPORT OF LABORATORY ANALYSIS

This report shall not be reproduced, except in full,
without the written consent of Pace Analytical Services, LLC.

Pace Analytical Services, LLC
9800 Kincey Ave. Suite 100
Huntersville, NC 28078
(704)875-9092

ANALYTICAL RESULTS

Project: CPC Huntersville (7/9/21)
Pace Project No.: 92548787

Sample: MW-61D **Lab ID: 92548787020** Collected: 07/09/21 09:10 Received: 07/09/21 18:00 Matrix: Water

Parameters	Results	Units	Report Limit	MDL	DF	Prepared	Analyzed	CAS No.	Qual
VPH NC Water	Analytical Method: MADEP VPH Pace Analytical Services - Charlotte								
Total VPH (C5-C12)	ND	ug/L	50.0	50.0	1		07/14/21 22:55		N2
Aliphatic (C05-C08)	ND	ug/L	50.0	50.0	1		07/14/21 22:55		N2
Aliphatic(C09-C12) Adjusted	ND	ug/L	50.0	50.0	1		07/14/21 22:55		N2
Aromatic (C09-C10)	ND	ug/L	50.0	50.0	1		07/14/21 22:55		N2
Surrogates									
4-Bromofluorobenzene (FID) (S)	96	%	70-130		1		07/14/21 22:55	460-00-4	
4-Bromofluorobenzene (PID) (S)	90	%	70-130		1		07/14/21 22:55	460-00-4	
6010 MET ICP	Analytical Method: EPA 6010D Preparation Method: EPA 3010A Pace Analytical Services - Asheville								
Lead	ND	ug/L	5.0	4.5	1	07/14/21 05:13	07/14/21 19:23	7439-92-1	
6200B MSV	Analytical Method: SM 6200B Pace Analytical Services - Charlotte								
Benzene	ND	ug/L	0.50	0.34	1		07/13/21 18:41	71-43-2	
Bromobenzene	ND	ug/L	0.50	0.29	1		07/13/21 18:41	108-86-1	
Bromochloromethane	ND	ug/L	0.50	0.47	1		07/13/21 18:41	74-97-5	
Bromodichloromethane	**1.4**	ug/L	0.50	0.31	1		07/13/21 18:41	75-27-4	
Bromoform	ND	ug/L	0.50	0.34	1		07/13/21 18:41	75-25-2	
Bromomethane	ND	ug/L	5.0	1.7	1		07/13/21 18:41	74-83-9	
n-Butylbenzene	ND	ug/L	0.50	0.49	1		07/13/21 18:41	104-51-8	
sec-Butylbenzene	ND	ug/L	0.50	0.40	1		07/13/21 18:41	135-98-8	
tert-Butylbenzene	ND	ug/L	0.50	0.32	1		07/13/21 18:41	98-06-6	
Carbon tetrachloride	ND	ug/L	0.50	0.33	1		07/13/21 18:41	56-23-5	
Chlorobenzene	ND	ug/L	0.50	0.28	1		07/13/21 18:41	108-90-7	
Chloroethane	ND	ug/L	1.0	0.65	1		07/13/21 18:41	75-00-3	
Chloroform	**7.1**	ug/L	0.50	0.35	1		07/13/21 18:41	67-66-3	
Chloromethane	ND	ug/L	1.0	0.54	1		07/13/21 18:41	74-87-3	
2-Chlorotoluene	ND	ug/L	0.50	0.32	1		07/13/21 18:41	95-49-8	
4-Chlorotoluene	ND	ug/L	0.50	0.32	1		07/13/21 18:41	106-43-4	
1,2-Dibromo-3-chloropropane	ND	ug/L	1.0	0.34	1		07/13/21 18:41	96-12-8	
Dibromochloromethane	**0.36J**	ug/L	0.50	0.36	1		07/13/21 18:41	124-48-1	
1,2-Dibromoethane (EDB)	ND	ug/L	0.50	0.27	1		07/13/21 18:41	106-93-4	
Dibromomethane	ND	ug/L	0.50	0.39	1		07/13/21 18:41	74-95-3	
1,2-Dichlorobenzene	ND	ug/L	0.50	0.34	1		07/13/21 18:41	95-50-1	
1,3-Dichlorobenzene	ND	ug/L	0.50	0.34	1		07/13/21 18:41	541-73-1	
1,4-Dichlorobenzene	ND	ug/L	0.50	0.33	1		07/13/21 18:41	106-46-7	
Dichlorodifluoromethane	ND	ug/L	0.50	0.35	1		07/13/21 18:41	75-71-8	
1,1-Dichloroethane	ND	ug/L	0.50	0.37	1		07/13/21 18:41	75-34-3	
1,2-Dichloroethane	ND	ug/L	0.50	0.32	1		07/13/21 18:41	107-06-2	
1,1-Dichloroethene	ND	ug/L	0.50	0.35	1		07/13/21 18:41	75-35-4	
cis-1,2-Dichloroethene	ND	ug/L	0.50	0.38	1		07/13/21 18:41	156-59-2	
trans-1,2-Dichloroethene	ND	ug/L	0.50	0.40	1		07/13/21 18:41	156-60-5	
1,2-Dichloropropane	ND	ug/L	0.50	0.36	1		07/13/21 18:41	78-87-5	
1,3-Dichloropropane	ND	ug/L	0.50	0.28	1		07/13/21 18:41	142-28-9	

REPORT OF LABORATORY ANALYSIS

This report shall not be reproduced, except in full,
without the written consent of Pace Analytical Services, LLC.

Pace Analytical Services, LLC
9800 Kincey Ave. Suite 100
Huntersville, NC 28078
(704)875-9092

ANALYTICAL RESULTS

Project: CPC Huntersville (7/9/21)
Pace Project No.: 92548787

Sample: MW-61D **Lab ID: 92548787020** Collected: 07/09/21 09:10 Received: 07/09/21 18:00 Matrix: Water

Parameters	Results	Units	Report Limit	MDL	DF	Prepared	Analyzed	CAS No.	Qual
6200B MSV	Analytical Method: SM 6200B Pace Analytical Services - Charlotte								
2,2-Dichloropropane	ND	ug/L	0.50	0.39	1		07/13/21 18:41	594-20-7	
1,1-Dichloropropene	ND	ug/L	0.50	0.43	1		07/13/21 18:41	563-58-6	
cis-1,3-Dichloropropene	ND	ug/L	0.50	0.36	1		07/13/21 18:41	10061-01-5	
trans-1,3-Dichloropropene	ND	ug/L	0.50	0.36	1		07/13/21 18:41	10061-02-6	
Diisopropyl ether	ND	ug/L	0.50	0.31	1		07/13/21 18:41	108-20-3	
Ethylbenzene	ND	ug/L	0.50	0.30	1		07/13/21 18:41	100-41-4	
Hexachloro-1,3-butadiene	ND	ug/L	2.0	1.5	1		07/13/21 18:41	87-68-3	
Isopropylbenzene (Cumene)	ND	ug/L	0.50	0.33	1		07/13/21 18:41	98-82-8	
Methylene Chloride	ND	ug/L	2.0	2.0	1		07/13/21 18:41	75-09-2	
Methyl-tert-butyl ether	ND	ug/L	0.50	0.42	1		07/13/21 18:41	1634-04-4	
Naphthalene	ND	ug/L	2.0	0.64	1		07/13/21 18:41	91-20-3	
n-Propylbenzene	ND	ug/L	0.50	0.34	1		07/13/21 18:41	103-65-1	
Styrene	ND	ug/L	0.50	0.29	1		07/13/21 18:41	100-42-5	
1,1,1,2-Tetrachloroethane	ND	ug/L	0.50	0.31	1		07/13/21 18:41	630-20-6	
1,1,2,2-Tetrachloroethane	ND	ug/L	0.50	0.22	1		07/13/21 18:41	79-34-5	
Tetrachloroethene	ND	ug/L	0.50	0.29	1		07/13/21 18:41	127-18-4	
Toluene	ND	ug/L	0.50	0.48	1		07/13/21 18:41	108-88-3	
1,2,3-Trichlorobenzene	ND	ug/L	2.0	0.81	1		07/13/21 18:41	87-61-6	
1,2,4-Trichlorobenzene	ND	ug/L	2.0	0.64	1		07/13/21 18:41	120-82-1	
1,1,1-Trichloroethane	ND	ug/L	0.50	0.33	1		07/13/21 18:41	71-55-6	
1,1,2-Trichloroethane	ND	ug/L	0.50	0.32	1		07/13/21 18:41	79-00-5	
Trichloroethene	ND	ug/L	0.50	0.38	1		07/13/21 18:41	79-01-6	
Trichlorofluoromethane	ND	ug/L	1.0	0.30	1		07/13/21 18:41	75-69-4	
1,2,3-Trichloropropane	ND	ug/L	0.50	0.26	1		07/13/21 18:41	96-18-4	
1,2,4-Trimethylbenzene	ND	ug/L	0.50	0.50	1		07/13/21 18:41	95-63-6	
1,3,5-Trimethylbenzene	ND	ug/L	0.50	0.33	1		07/13/21 18:41	108-67-8	
Vinyl chloride	ND	ug/L	1.0	0.39	1		07/13/21 18:41	75-01-4	
m&p-Xylene	ND	ug/L	1.0	0.71	1		07/13/21 18:41	179601-23-1	
o-Xylene	ND	ug/L	0.50	0.34	1		07/13/21 18:41	95-47-6	
Surrogates									
1,2-Dichloroethane-d4 (S)	105	%	70-130		1		07/13/21 18:41	17060-07-0	
4-Bromofluorobenzene (S)	99	%	70-130		1		07/13/21 18:41	460-00-4	
Toluene-d8 (S)	97	%	70-130		1		07/13/21 18:41	2037-26-5	

REPORT OF LABORATORY ANALYSIS

This report shall not be reproduced, except in full,
without the written consent of Pace Analytical Services, LLC.

Pace Analytical Services, LLC
9800 Kincey Ave. Suite 100
Huntersville, NC 28078
(704)875-9092

ANALYTICAL RESULTS

Project: CPC Huntersville (7/9/21)
Pace Project No.: 92548787

Sample: MW-87 **Lab ID: 92548787021** Collected: 07/09/21 12:05 Received: 07/09/21 18:00 Matrix: Water

Parameters	Results	Units	Report Limit	MDL	DF	Prepared	Analyzed	CAS No.	Qual
VPH NC Water	Analytical Method: MADEP VPH Pace Analytical Services - Charlotte								
Total VPH (C5-C12)	ND	ug/L	50.0	50.0	1		07/15/21 16:56		N2
Aliphatic (C05-C08)	ND	ug/L	50.0	50.0	1		07/15/21 16:56		N2
Aliphatic(C09-C12) Adjusted	ND	ug/L	50.0	50.0	1		07/15/21 16:56		N2
Aromatic (C09-C10)	ND	ug/L	50.0	50.0	1		07/15/21 16:56		N2
Surrogates									
4-Bromofluorobenzene (FID) (S)	100	%	70-130		1		07/15/21 16:56	460-00-4	
4-Bromofluorobenzene (PID) (S)	92	%	70-130		1		07/15/21 16:56	460-00-4	
6010 MET ICP	Analytical Method: EPA 6010D Preparation Method: EPA 3010A Pace Analytical Services - Asheville								
Lead	ND	ug/L	5.0	4.5	1	07/14/21 05:13	07/14/21 19:27	7439-92-1	
6200B MSV	Analytical Method: SM 6200B Pace Analytical Services - Charlotte								
Benzene	ND	ug/L	0.50	0.34	1		07/13/21 18:05	71-43-2	
Bromobenzene	ND	ug/L	0.50	0.29	1		07/13/21 18:05	108-86-1	
Bromochloromethane	ND	ug/L	0.50	0.47	1		07/13/21 18:05	74-97-5	
Bromodichloromethane	**0.35J**	ug/L	0.50	0.31	1		07/13/21 18:05	75-27-4	
Bromoform	ND	ug/L	0.50	0.34	1		07/13/21 18:05	75-25-2	
Bromomethane	ND	ug/L	5.0	1.7	1		07/13/21 18:05	74-83-9	
n-Butylbenzene	ND	ug/L	0.50	0.49	1		07/13/21 18:05	104-51-8	
sec-Butylbenzene	ND	ug/L	0.50	0.40	1		07/13/21 18:05	135-98-8	
tert-Butylbenzene	ND	ug/L	0.50	0.32	1		07/13/21 18:05	98-06-6	
Carbon tetrachloride	ND	ug/L	0.50	0.33	1		07/13/21 18:05	56-23-5	
Chlorobenzene	ND	ug/L	0.50	0.28	1		07/13/21 18:05	108-90-7	
Chloroethane	ND	ug/L	1.0	0.65	1		07/13/21 18:05	75-00-3	
Chloroform	**2.8**	ug/L	0.50	0.35	1		07/13/21 18:05	67-66-3	
Chloromethane	ND	ug/L	1.0	0.54	1		07/13/21 18:05	74-87-3	
2-Chlorotoluene	ND	ug/L	0.50	0.32	1		07/13/21 18:05	95-49-8	
4-Chlorotoluene	ND	ug/L	0.50	0.32	1		07/13/21 18:05	106-43-4	
1,2-Dibromo-3-chloropropane	ND	ug/L	1.0	0.34	1		07/13/21 18:05	96-12-8	
Dibromochloromethane	ND	ug/L	0.50	0.36	1		07/13/21 18:05	124-48-1	
1,2-Dibromoethane (EDB)	ND	ug/L	0.50	0.27	1		07/13/21 18:05	106-93-4	
Dibromomethane	ND	ug/L	0.50	0.39	1		07/13/21 18:05	74-95-3	
1,2-Dichlorobenzene	ND	ug/L	0.50	0.34	1		07/13/21 18:05	95-50-1	
1,3-Dichlorobenzene	ND	ug/L	0.50	0.34	1		07/13/21 18:05	541-73-1	
1,4-Dichlorobenzene	ND	ug/L	0.50	0.33	1		07/13/21 18:05	106-46-7	
Dichlorodifluoromethane	ND	ug/L	0.50	0.35	1		07/13/21 18:05	75-71-8	
1,1-Dichloroethane	ND	ug/L	0.50	0.37	1		07/13/21 18:05	75-34-3	
1,2-Dichloroethane	ND	ug/L	0.50	0.32	1		07/13/21 18:05	107-06-2	
1,1-Dichloroethene	ND	ug/L	0.50	0.35	1		07/13/21 18:05	75-35-4	
cis-1,2-Dichloroethene	ND	ug/L	0.50	0.38	1		07/13/21 18:05	156-59-2	
trans-1,2-Dichloroethene	ND	ug/L	0.50	0.40	1		07/13/21 18:05	156-60-5	
1,2-Dichloropropane	ND	ug/L	0.50	0.36	1		07/13/21 18:05	78-87-5	
1,3-Dichloropropane	ND	ug/L	0.50	0.28	1		07/13/21 18:05	142-28-9	

REPORT OF LABORATORY ANALYSIS

This report shall not be reproduced, except in full,
without the written consent of Pace Analytical Services, LLC.

Pace Analytical Services, LLC
9800 Kincey Ave. Suite 100
Huntersville, NC 28078
(704)875-9092

ANALYTICAL RESULTS

Project: CPC Huntersville (7/9/21)
Pace Project No.: 92548787

Sample: MW-87 **Lab ID: 92548787021** Collected: 07/09/21 12:05 Received: 07/09/21 18:00 Matrix: Water

Parameters	Results	Units	Report Limit	MDL	DF	Prepared	Analyzed	CAS No.	Qual
6200B MSV	Analytical Method: SM 6200B Pace Analytical Services - Charlotte								
2,2-Dichloropropane	ND	ug/L	0.50	0.39	1		07/13/21 18:05	594-20-7	
1,1-Dichloropropene	ND	ug/L	0.50	0.43	1		07/13/21 18:05	563-58-6	
cis-1,3-Dichloropropene	ND	ug/L	0.50	0.36	1		07/13/21 18:05	10061-01-5	
trans-1,3-Dichloropropene	ND	ug/L	0.50	0.36	1		07/13/21 18:05	10061-02-6	
Diisopropyl ether	ND	ug/L	0.50	0.31	1		07/13/21 18:05	108-20-3	
Ethylbenzene	ND	ug/L	0.50	0.30	1		07/13/21 18:05	100-41-4	
Hexachloro-1,3-butadiene	ND	ug/L	2.0	1.5	1		07/13/21 18:05	87-68-3	
Isopropylbenzene (Cumene)	ND	ug/L	0.50	0.33	1		07/13/21 18:05	98-82-8	
Methylene Chloride	ND	ug/L	2.0	2.0	1		07/13/21 18:05	75-09-2	
Methyl-tert-butyl ether	ND	ug/L	0.50	0.42	1		07/13/21 18:05	1634-04-4	
Naphthalene	ND	ug/L	2.0	0.64	1		07/13/21 18:05	91-20-3	
n-Propylbenzene	ND	ug/L	0.50	0.34	1		07/13/21 18:05	103-65-1	
Styrene	ND	ug/L	0.50	0.29	1		07/13/21 18:05	100-42-5	
1,1,1,2-Tetrachloroethane	ND	ug/L	0.50	0.31	1		07/13/21 18:05	630-20-6	
1,1,2,2-Tetrachloroethane	ND	ug/L	0.50	0.22	1		07/13/21 18:05	79-34-5	
Tetrachloroethene	ND	ug/L	0.50	0.29	1		07/13/21 18:05	127-18-4	
Toluene	ND	ug/L	0.50	0.48	1		07/13/21 18:05	108-88-3	
1,2,3-Trichlorobenzene	ND	ug/L	2.0	0.81	1		07/13/21 18:05	87-61-6	
1,2,4-Trichlorobenzene	ND	ug/L	2.0	0.64	1		07/13/21 18:05	120-82-1	
1,1,1-Trichloroethane	ND	ug/L	0.50	0.33	1		07/13/21 18:05	71-55-6	
1,1,2-Trichloroethane	ND	ug/L	0.50	0.32	1		07/13/21 18:05	79-00-5	
Trichloroethene	ND	ug/L	0.50	0.38	1		07/13/21 18:05	79-01-6	
Trichlorofluoromethane	ND	ug/L	1.0	0.30	1		07/13/21 18:05	75-69-4	
1,2,3-Trichloropropane	ND	ug/L	0.50	0.26	1		07/13/21 18:05	96-18-4	
1,2,4-Trimethylbenzene	ND	ug/L	0.50	0.50	1		07/13/21 18:05	95-63-6	
1,3,5-Trimethylbenzene	ND	ug/L	0.50	0.33	1		07/13/21 18:05	108-67-8	
Vinyl chloride	ND	ug/L	1.0	0.39	1		07/13/21 18:05	75-01-4	
m&p-Xylene	ND	ug/L	1.0	0.71	1		07/13/21 18:05	179601-23-1	
o-Xylene	ND	ug/L	0.50	0.34	1		07/13/21 18:05	95-47-6	
Surrogates									
1,2-Dichloroethane-d4 (S)	104	%	70-130		1		07/13/21 18:05	17060-07-0	
4-Bromofluorobenzene (S)	100	%	70-130		1		07/13/21 18:05	460-00-4	
Toluene-d8 (S)	98	%	70-130		1		07/13/21 18:05	2037-26-5	

REPORT OF LABORATORY ANALYSIS

This report shall not be reproduced, except in full,
without the written consent of Pace Analytical Services, LLC.

Pace Analytical Services, LLC
9800 Kincey Ave. Suite 100
Huntersville, NC 28078
(704)875-9092

ANALYTICAL RESULTS

Project: CPC Huntersville (7/9/21)
Pace Project No.: 92548787

Sample: MW-88 **Lab ID: 92548787022** Collected: 07/09/21 11:15 Received: 07/09/21 18:00 Matrix: Water

Parameters	Results	Units	Report Limit	MDL	DF	Prepared	Analyzed	CAS No.	Qual
VPH NC Water	Analytical Method: MADEP VPH Pace Analytical Services - Charlotte								
Total VPH (C5-C12)	ND	ug/L	50.0	50.0	1		07/15/21 17:24		N2
Aliphatic (C05-C08)	ND	ug/L	50.0	50.0	1		07/15/21 17:24		N2
Aliphatic(C09-C12) Adjusted	ND	ug/L	50.0	50.0	1		07/15/21 17:24		N2
Aromatic (C09-C10)	ND	ug/L	50.0	50.0	1		07/15/21 17:24		N2
Surrogates									
4-Bromofluorobenzene (FID) (S)	92	%	70-130		1		07/15/21 17:24	460-00-4	
4-Bromofluorobenzene (PID) (S)	85	%	70-130		1		07/15/21 17:24	460-00-4	
6010 MET ICP	Analytical Method: EPA 6010D Preparation Method: EPA 3010A Pace Analytical Services - Asheville								
Lead	ND	ug/L	5.0	4.5	1	07/14/21 05:13	07/14/21 19:30	7439-92-1	
6200B MSV	Analytical Method: SM 6200B Pace Analytical Services - Charlotte								
Benzene	ND	ug/L	0.50	0.34	1		07/13/21 18:23	71-43-2	
Bromobenzene	ND	ug/L	0.50	0.29	1		07/13/21 18:23	108-86-1	
Bromochloromethane	ND	ug/L	0.50	0.47	1		07/13/21 18:23	74-97-5	
Bromodichloromethane	ND	ug/L	0.50	0.31	1		07/13/21 18:23	75-27-4	
Bromoform	ND	ug/L	0.50	0.34	1		07/13/21 18:23	75-25-2	
Bromomethane	ND	ug/L	5.0	1.7	1		07/13/21 18:23	74-83-9	
n-Butylbenzene	ND	ug/L	0.50	0.49	1		07/13/21 18:23	104-51-8	
sec-Butylbenzene	ND	ug/L	0.50	0.40	1		07/13/21 18:23	135-98-8	
tert-Butylbenzene	ND	ug/L	0.50	0.32	1		07/13/21 18:23	98-06-6	
Carbon tetrachloride	ND	ug/L	0.50	0.33	1		07/13/21 18:23	56-23-5	
Chlorobenzene	ND	ug/L	0.50	0.28	1		07/13/21 18:23	108-90-7	
Chloroethane	ND	ug/L	1.0	0.65	1		07/13/21 18:23	75-00-3	
Chloroform	**1.2**	ug/L	0.50	0.35	1		07/13/21 18:23	67-66-3	
Chloromethane	ND	ug/L	1.0	0.54	1		07/13/21 18:23	74-87-3	
2-Chlorotoluene	ND	ug/L	0.50	0.32	1		07/13/21 18:23	95-49-8	
4-Chlorotoluene	ND	ug/L	0.50	0.32	1		07/13/21 18:23	106-43-4	
1,2-Dibromo-3-chloropropane	ND	ug/L	1.0	0.34	1		07/13/21 18:23	96-12-8	
Dibromochloromethane	ND	ug/L	0.50	0.36	1		07/13/21 18:23	124-48-1	
1,2-Dibromoethane (EDB)	ND	ug/L	0.50	0.27	1		07/13/21 18:23	106-93-4	
Dibromomethane	ND	ug/L	0.50	0.39	1		07/13/21 18:23	74-95-3	
1,2-Dichlorobenzene	ND	ug/L	0.50	0.34	1		07/13/21 18:23	95-50-1	
1,3-Dichlorobenzene	ND	ug/L	0.50	0.34	1		07/13/21 18:23	541-73-1	
1,4-Dichlorobenzene	ND	ug/L	0.50	0.33	1		07/13/21 18:23	106-46-7	
Dichlorodifluoromethane	ND	ug/L	0.50	0.35	1		07/13/21 18:23	75-71-8	
1,1-Dichloroethane	ND	ug/L	0.50	0.37	1		07/13/21 18:23	75-34-3	
1,2-Dichloroethane	ND	ug/L	0.50	0.32	1		07/13/21 18:23	107-06-2	
1,1-Dichloroethene	ND	ug/L	0.50	0.35	1		07/13/21 18:23	75-35-4	
cis-1,2-Dichloroethene	ND	ug/L	0.50	0.38	1		07/13/21 18:23	156-59-2	
trans-1,2-Dichloroethene	ND	ug/L	0.50	0.40	1		07/13/21 18:23	156-60-5	
1,2-Dichloropropane	ND	ug/L	0.50	0.36	1		07/13/21 18:23	78-87-5	
1,3-Dichloropropane	ND	ug/L	0.50	0.28	1		07/13/21 18:23	142-28-9	

REPORT OF LABORATORY ANALYSIS

This report shall not be reproduced, except in full,
without the written consent of Pace Analytical Services, LLC.

Pace Analytical Services, LLC
9800 Kincey Ave. Suite 100
Huntersville, NC 28078
(704)875-9092

ANALYTICAL RESULTS

Project: CPC Huntersville (7/9/21)
Pace Project No.: 92548787

Sample: MW-88 **Lab ID: 92548787022** Collected: 07/09/21 11:15 Received: 07/09/21 18:00 Matrix: Water

Parameters	Results	Units	Report Limit	MDL	DF	Prepared	Analyzed	CAS No.	Qual
6200B MSV	Analytical Method: SM 6200B Pace Analytical Services - Charlotte								
2,2-Dichloropropane	ND	ug/L	0.50	0.39	1		07/13/21 18:23	594-20-7	
1,1-Dichloropropene	ND	ug/L	0.50	0.43	1		07/13/21 18:23	563-58-6	
cis-1,3-Dichloropropene	ND	ug/L	0.50	0.36	1		07/13/21 18:23	10061-01-5	
trans-1,3-Dichloropropene	ND	ug/L	0.50	0.36	1		07/13/21 18:23	10061-02-6	
Diisopropyl ether	ND	ug/L	0.50	0.31	1		07/13/21 18:23	108-20-3	
Ethylbenzene	ND	ug/L	0.50	0.30	1		07/13/21 18:23	100-41-4	
Hexachloro-1,3-butadiene	ND	ug/L	2.0	1.5	1		07/13/21 18:23	87-68-3	
Isopropylbenzene (Cumene)	ND	ug/L	0.50	0.33	1		07/13/21 18:23	98-82-8	
Methylene Chloride	ND	ug/L	2.0	2.0	1		07/13/21 18:23	75-09-2	
Methyl-tert-butyl ether	ND	ug/L	0.50	0.42	1		07/13/21 18:23	1634-04-4	
Naphthalene	ND	ug/L	2.0	0.64	1		07/13/21 18:23	91-20-3	
n-Propylbenzene	ND	ug/L	0.50	0.34	1		07/13/21 18:23	103-65-1	
Styrene	ND	ug/L	0.50	0.29	1		07/13/21 18:23	100-42-5	
1,1,1,2-Tetrachloroethane	ND	ug/L	0.50	0.31	1		07/13/21 18:23	630-20-6	
1,1,2,2-Tetrachloroethane	ND	ug/L	0.50	0.22	1		07/13/21 18:23	79-34-5	
Tetrachloroethene	ND	ug/L	0.50	0.29	1		07/13/21 18:23	127-18-4	
Toluene	ND	ug/L	0.50	0.48	1		07/13/21 18:23	108-88-3	
1,2,3-Trichlorobenzene	ND	ug/L	2.0	0.81	1		07/13/21 18:23	87-61-6	
1,2,4-Trichlorobenzene	ND	ug/L	2.0	0.64	1		07/13/21 18:23	120-82-1	
1,1,1-Trichloroethane	ND	ug/L	0.50	0.33	1		07/13/21 18:23	71-55-6	
1,1,2-Trichloroethane	ND	ug/L	0.50	0.32	1		07/13/21 18:23	79-00-5	
Trichloroethene	ND	ug/L	0.50	0.38	1		07/13/21 18:23	79-01-6	
Trichlorofluoromethane	ND	ug/L	1.0	0.30	1		07/13/21 18:23	75-69-4	
1,2,3-Trichloropropane	ND	ug/L	0.50	0.26	1		07/13/21 18:23	96-18-4	
1,2,4-Trimethylbenzene	ND	ug/L	0.50	0.50	1		07/13/21 18:23	95-63-6	
1,3,5-Trimethylbenzene	ND	ug/L	0.50	0.33	1		07/13/21 18:23	108-67-8	
Vinyl chloride	ND	ug/L	1.0	0.39	1		07/13/21 18:23	75-01-4	
m&p-Xylene	ND	ug/L	1.0	0.71	1		07/13/21 18:23	179601-23-1	
o-Xylene	ND	ug/L	0.50	0.34	1		07/13/21 18:23	95-47-6	
Surrogates									
1,2-Dichloroethane-d4 (S)	105	%	70-130		1		07/13/21 18:23	17060-07-0	
4-Bromofluorobenzene (S)	94	%	70-130		1		07/13/21 18:23	460-00-4	
Toluene-d8 (S)	101	%	70-130		1		07/13/21 18:23	2037-26-5	

REPORT OF LABORATORY ANALYSIS

This report shall not be reproduced, except in full,
without the written consent of Pace Analytical Services, LLC.

Pace Analytical Services, LLC
9800 Kincey Ave. Suite 100
Huntersville, NC 28078
(704)875-9092

ANALYTICAL RESULTS

Project: CPC Huntersville (7/9/21)
Pace Project No.: 92548787

Sample: MW-89 **Lab ID: 92548787023** Collected: 07/09/21 09:45 Received: 07/09/21 18:00 Matrix: Water

Parameters	Results	Units	Report Limit	MDL	DF	Prepared	Analyzed	CAS No.	Qual
VPH NC Water	Analytical Method: MADEP VPH Pace Analytical Services - Charlotte								
Total VPH (C5-C12)	ND	ug/L	50.0	50.0	1		07/15/21 17:53		N2
Aliphatic (C05-C08)	ND	ug/L	50.0	50.0	1		07/15/21 17:53		N2
Aliphatic(C09-C12) Adjusted	ND	ug/L	50.0	50.0	1		07/15/21 17:53		N2
Aromatic (C09-C10)	ND	ug/L	50.0	50.0	1		07/15/21 17:53		N2
Surrogates									
4-Bromofluorobenzene (FID) (S)	93	%	70-130		1		07/15/21 17:53	460-00-4	
4-Bromofluorobenzene (PID) (S)	86	%	70-130		1		07/15/21 17:53	460-00-4	
6010 MET ICP	Analytical Method: EPA 6010D Preparation Method: EPA 3010A Pace Analytical Services - Asheville								
Lead	ND	ug/L	5.0	4.5	1	07/14/21 05:13	07/14/21 19:33	7439-92-1	
6200B MSV	Analytical Method: SM 6200B Pace Analytical Services - Charlotte								
Benzene	ND	ug/L	0.50	0.34	1		07/13/21 20:04	71-43-2	
Bromobenzene	ND	ug/L	0.50	0.29	1		07/13/21 20:04	108-86-1	
Bromochloromethane	ND	ug/L	0.50	0.47	1		07/13/21 20:04	74-97-5	
Bromodichloromethane	ND	ug/L	0.50	0.31	1		07/13/21 20:04	75-27-4	
Bromoform	ND	ug/L	0.50	0.34	1		07/13/21 20:04	75-25-2	
Bromomethane	ND	ug/L	5.0	1.7	1		07/13/21 20:04	74-83-9	
n-Butylbenzene	ND	ug/L	0.50	0.49	1		07/13/21 20:04	104-51-8	
sec-Butylbenzene	ND	ug/L	0.50	0.40	1		07/13/21 20:04	135-98-8	
tert-Butylbenzene	ND	ug/L	0.50	0.32	1		07/13/21 20:04	98-06-6	
Carbon tetrachloride	ND	ug/L	0.50	0.33	1		07/13/21 20:04	56-23-5	
Chlorobenzene	ND	ug/L	0.50	0.28	1		07/13/21 20:04	108-90-7	
Chloroethane	ND	ug/L	1.0	0.65	1		07/13/21 20:04	75-00-3	
Chloroform	ND	ug/L	0.50	0.35	1		07/13/21 20:04	67-66-3	
Chloromethane	ND	ug/L	1.0	0.54	1		07/13/21 20:04	74-87-3	
2-Chlorotoluene	ND	ug/L	0.50	0.32	1		07/13/21 20:04	95-49-8	
4-Chlorotoluene	ND	ug/L	0.50	0.32	1		07/13/21 20:04	106-43-4	
1,2-Dibromo-3-chloropropane	ND	ug/L	1.0	0.34	1		07/13/21 20:04	96-12-8	
Dibromochloromethane	ND	ug/L	0.50	0.36	1		07/13/21 20:04	124-48-1	
1,2-Dibromoethane (EDB)	ND	ug/L	0.50	0.27	1		07/13/21 20:04	106-93-4	
Dibromomethane	ND	ug/L	0.50	0.39	1		07/13/21 20:04	74-95-3	
1,2-Dichlorobenzene	ND	ug/L	0.50	0.34	1		07/13/21 20:04	95-50-1	
1,3-Dichlorobenzene	ND	ug/L	0.50	0.34	1		07/13/21 20:04	541-73-1	
1,4-Dichlorobenzene	ND	ug/L	0.50	0.33	1		07/13/21 20:04	106-46-7	
Dichlorodifluoromethane	ND	ug/L	0.50	0.35	1		07/13/21 20:04	75-71-8	
1,1-Dichloroethane	ND	ug/L	0.50	0.37	1		07/13/21 20:04	75-34-3	
1,2-Dichloroethane	ND	ug/L	0.50	0.32	1		07/13/21 20:04	107-06-2	
1,1-Dichloroethene	ND	ug/L	0.50	0.35	1		07/13/21 20:04	75-35-4	
cis-1,2-Dichloroethene	ND	ug/L	0.50	0.38	1		07/13/21 20:04	156-59-2	
trans-1,2-Dichloroethene	ND	ug/L	0.50	0.40	1		07/13/21 20:04	156-60-5	
1,2-Dichloropropane	ND	ug/L	0.50	0.36	1		07/13/21 20:04	78-87-5	
1,3-Dichloropropane	ND	ug/L	0.50	0.28	1		07/13/21 20:04	142-28-9	

REPORT OF LABORATORY ANALYSIS

This report shall not be reproduced, except in full,
without the written consent of Pace Analytical Services, LLC.

Pace Analytical Services, LLC
9800 Kincey Ave. Suite 100
Huntersville, NC 28078
(704)875-9092

ANALYTICAL RESULTS

Project: CPC Huntersville (7/9/21)
Pace Project No.: 92548787

Sample: MW-89 **Lab ID: 92548787023** Collected: 07/09/21 09:45 Received: 07/09/21 18:00 Matrix: Water

Parameters	Results	Units	Report Limit	MDL	DF	Prepared	Analyzed	CAS No.	Qual
6200B MSV	Analytical Method: SM 6200B Pace Analytical Services - Charlotte								
2,2-Dichloropropane	ND	ug/L	0.50	0.39	1		07/13/21 20:04	594-20-7	
1,1-Dichloropropene	ND	ug/L	0.50	0.43	1		07/13/21 20:04	563-58-6	
cis-1,3-Dichloropropene	ND	ug/L	0.50	0.36	1		07/13/21 20:04	10061-01-5	
trans-1,3-Dichloropropene	ND	ug/L	0.50	0.36	1		07/13/21 20:04	10061-02-6	
Diisopropyl ether	ND	ug/L	0.50	0.31	1		07/13/21 20:04	108-20-3	
Ethylbenzene	ND	ug/L	0.50	0.30	1		07/13/21 20:04	100-41-4	
Hexachloro-1,3-butadiene	ND	ug/L	2.0	1.5	1		07/13/21 20:04	87-68-3	
Isopropylbenzene (Cumene)	ND	ug/L	0.50	0.33	1		07/13/21 20:04	98-82-8	
Methylene Chloride	ND	ug/L	2.0	2.0	1		07/13/21 20:04	75-09-2	
Methyl-tert-butyl ether	ND	ug/L	0.50	0.42	1		07/13/21 20:04	1634-04-4	
Naphthalene	ND	ug/L	2.0	0.64	1		07/13/21 20:04	91-20-3	
n-Propylbenzene	ND	ug/L	0.50	0.34	1		07/13/21 20:04	103-65-1	
Styrene	ND	ug/L	0.50	0.29	1		07/13/21 20:04	100-42-5	
1,1,1,2-Tetrachloroethane	ND	ug/L	0.50	0.31	1		07/13/21 20:04	630-20-6	
1,1,2,2-Tetrachloroethane	ND	ug/L	0.50	0.22	1		07/13/21 20:04	79-34-5	
Tetrachloroethene	ND	ug/L	0.50	0.29	1		07/13/21 20:04	127-18-4	
Toluene	ND	ug/L	0.50	0.48	1		07/13/21 20:04	108-88-3	
1,2,3-Trichlorobenzene	ND	ug/L	2.0	0.81	1		07/13/21 20:04	87-61-6	
1,2,4-Trichlorobenzene	ND	ug/L	2.0	0.64	1		07/13/21 20:04	120-82-1	
1,1,1-Trichloroethane	ND	ug/L	0.50	0.33	1		07/13/21 20:04	71-55-6	
1,1,2-Trichloroethane	ND	ug/L	0.50	0.32	1		07/13/21 20:04	79-00-5	
Trichloroethene	ND	ug/L	0.50	0.38	1		07/13/21 20:04	79-01-6	
Trichlorofluoromethane	ND	ug/L	1.0	0.30	1		07/13/21 20:04	75-69-4	
1,2,3-Trichloropropane	ND	ug/L	0.50	0.26	1		07/13/21 20:04	96-18-4	
1,2,4-Trimethylbenzene	ND	ug/L	0.50	0.50	1		07/13/21 20:04	95-63-6	
1,3,5-Trimethylbenzene	ND	ug/L	0.50	0.33	1		07/13/21 20:04	108-67-8	
Vinyl chloride	ND	ug/L	1.0	0.39	1		07/13/21 20:04	75-01-4	
m&p-Xylene	ND	ug/L	1.0	0.71	1		07/13/21 20:04	179601-23-1	
o-Xylene	ND	ug/L	0.50	0.34	1		07/13/21 20:04	95-47-6	
Surrogates									
1,2-Dichloroethane-d4 (S)	109	%	70-130		1		07/13/21 20:04	17060-07-0	
4-Bromofluorobenzene (S)	100	%	70-130		1		07/13/21 20:04	460-00-4	
Toluene-d8 (S)	98	%	70-130		1		07/13/21 20:04	2037-26-5	

REPORT OF LABORATORY ANALYSIS

This report shall not be reproduced, except in full,
without the written consent of Pace Analytical Services, LLC.

Pace Analytical Services, LLC
9800 Kincey Ave. Suite 100
Huntersville, NC 28078
(704)875-9092

ANALYTICAL RESULTS

Project: CPC Huntersville (7/9/21)
Pace Project No.: 92548787

Sample: DUP-1-20210709 **Lab ID: 92548787024** Collected: 07/09/21 00:00 Received: 07/09/21 18:00 Matrix: Water

Parameters	Results	Units	Report Limit	MDL	DF	Prepared	Analyzed	CAS No.	Qual
VPH NC Water	Analytical Method: MADEP VPH Pace Analytical Services - Charlotte								
Total VPH (C5-C12)	ND	ug/L	50.0	50.0	1		07/15/21 18:21		N2
Aliphatic (C05-C08)	ND	ug/L	50.0	50.0	1		07/15/21 18:21		N2
Aliphatic(C09-C12) Adjusted	ND	ug/L	50.0	50.0	1		07/15/21 18:21		N2
Aromatic (C09-C10)	ND	ug/L	50.0	50.0	1		07/15/21 18:21		N2
Surrogates									
4-Bromofluorobenzene (FID) (S)	97	%	70-130		1		07/15/21 18:21	460-00-4	
4-Bromofluorobenzene (PID) (S)	88	%	70-130		1		07/15/21 18:21	460-00-4	
6010 MET ICP	Analytical Method: EPA 6010D Preparation Method: EPA 3010A Pace Analytical Services - Asheville								
Lead	ND	ug/L	5.0	4.5	1	07/14/21 05:13	07/14/21 19:36	7439-92-1	
6200B MSV	Analytical Method: SM 6200B Pace Analytical Services - Charlotte								
Benzene	ND	ug/L	0.50	0.34	1		07/14/21 16:21	71-43-2	
Bromobenzene	ND	ug/L	0.50	0.29	1		07/14/21 16:21	108-86-1	
Bromochloromethane	ND	ug/L	0.50	0.47	1		07/14/21 16:21	74-97-5	
Bromodichloromethane	ND	ug/L	0.50	0.31	1		07/14/21 16:21	75-27-4	
Bromoform	ND	ug/L	0.50	0.34	1		07/14/21 16:21	75-25-2	
Bromomethane	ND	ug/L	5.0	1.7	1		07/14/21 16:21	74-83-9	
n-Butylbenzene	ND	ug/L	0.50	0.49	1		07/14/21 16:21	104-51-8	
sec-Butylbenzene	ND	ug/L	0.50	0.40	1		07/14/21 16:21	135-98-8	
tert-Butylbenzene	ND	ug/L	0.50	0.32	1		07/14/21 16:21	98-06-6	
Carbon tetrachloride	ND	ug/L	0.50	0.33	1		07/14/21 16:21	56-23-5	
Chlorobenzene	ND	ug/L	0.50	0.28	1		07/14/21 16:21	108-90-7	
Chloroethane	ND	ug/L	1.0	0.65	1		07/14/21 16:21	75-00-3	
Chloroform	ND	ug/L	0.50	0.35	1		07/14/21 16:21	67-66-3	
Chloromethane	ND	ug/L	1.0	0.54	1		07/14/21 16:21	74-87-3	
2-Chlorotoluene	ND	ug/L	0.50	0.32	1		07/14/21 16:21	95-49-8	
4-Chlorotoluene	ND	ug/L	0.50	0.32	1		07/14/21 16:21	106-43-4	
1,2-Dibromo-3-chloropropane	ND	ug/L	1.0	0.34	1		07/14/21 16:21	96-12-8	
Dibromochloromethane	ND	ug/L	0.50	0.36	1		07/14/21 16:21	124-48-1	
1,2-Dibromoethane (EDB)	ND	ug/L	0.50	0.27	1		07/14/21 16:21	106-93-4	
Dibromomethane	ND	ug/L	0.50	0.39	1		07/14/21 16:21	74-95-3	
1,2-Dichlorobenzene	ND	ug/L	0.50	0.34	1		07/14/21 16:21	95-50-1	
1,3-Dichlorobenzene	ND	ug/L	0.50	0.34	1		07/14/21 16:21	541-73-1	
1,4-Dichlorobenzene	ND	ug/L	0.50	0.33	1		07/14/21 16:21	106-46-7	
Dichlorodifluoromethane	ND	ug/L	0.50	0.35	1		07/14/21 16:21	75-71-8	
1,1-Dichloroethane	ND	ug/L	0.50	0.37	1		07/14/21 16:21	75-34-3	
1,2-Dichloroethane	ND	ug/L	0.50	0.32	1		07/14/21 16:21	107-06-2	
1,1-Dichloroethene	ND	ug/L	0.50	0.35	1		07/14/21 16:21	75-35-4	
cis-1,2-Dichloroethene	ND	ug/L	0.50	0.38	1		07/14/21 16:21	156-59-2	
trans-1,2-Dichloroethene	ND	ug/L	0.50	0.40	1		07/14/21 16:21	156-60-5	
1,2-Dichloropropane	ND	ug/L	0.50	0.36	1		07/14/21 16:21	78-87-5	
1,3-Dichloropropane	ND	ug/L	0.50	0.28	1		07/14/21 16:21	142-28-9	

REPORT OF LABORATORY ANALYSIS

This report shall not be reproduced, except in full,
without the written consent of Pace Analytical Services, LLC.

Pace Analytical Services, LLC
9800 Kincey Ave. Suite 100
Huntersville, NC 28078
(704)875-9092

ANALYTICAL RESULTS

Project: CPC Huntersville (7/9/21)
Pace Project No.: 92548787

Sample: DUP-1-20210709 **Lab ID: 92548787024** Collected: 07/09/21 00:00 Received: 07/09/21 18:00 Matrix: Water

Parameters	Results	Units	Report Limit	MDL	DF	Prepared	Analyzed	CAS No.	Qual
6200B MSV	Analytical Method: SM 6200B Pace Analytical Services - Charlotte								
2,2-Dichloropropane	ND	ug/L	0.50	0.39	1		07/14/21 16:21	594-20-7	
1,1-Dichloropropene	ND	ug/L	0.50	0.43	1		07/14/21 16:21	563-58-6	
cis-1,3-Dichloropropene	ND	ug/L	0.50	0.36	1		07/14/21 16:21	10061-01-5	
trans-1,3-Dichloropropene	ND	ug/L	0.50	0.36	1		07/14/21 16:21	10061-02-6	
Diisopropyl ether	ND	ug/L	0.50	0.31	1		07/14/21 16:21	108-20-3	
Ethylbenzene	ND	ug/L	0.50	0.30	1		07/14/21 16:21	100-41-4	
Hexachloro-1,3-butadiene	ND	ug/L	2.0	1.5	1		07/14/21 16:21	87-68-3	
Isopropylbenzene (Cumene)	ND	ug/L	0.50	0.33	1		07/14/21 16:21	98-82-8	
Methylene Chloride	ND	ug/L	2.0	2.0	1		07/14/21 16:21	75-09-2	
Methyl-tert-butyl ether	ND	ug/L	0.50	0.42	1		07/14/21 16:21	1634-04-4	
Naphthalene	ND	ug/L	2.0	0.64	1		07/14/21 16:21	91-20-3	
n-Propylbenzene	ND	ug/L	0.50	0.34	1		07/14/21 16:21	103-65-1	
Styrene	ND	ug/L	0.50	0.29	1		07/14/21 16:21	100-42-5	
1,1,1,2-Tetrachloroethane	ND	ug/L	0.50	0.31	1		07/14/21 16:21	630-20-6	
1,1,2,2-Tetrachloroethane	ND	ug/L	0.50	0.22	1		07/14/21 16:21	79-34-5	
Tetrachloroethene	ND	ug/L	0.50	0.29	1		07/14/21 16:21	127-18-4	
Toluene	ND	ug/L	0.50	0.48	1		07/14/21 16:21	108-88-3	
1,2,3-Trichlorobenzene	ND	ug/L	2.0	0.81	1		07/14/21 16:21	87-61-6	
1,2,4-Trichlorobenzene	ND	ug/L	2.0	0.64	1		07/14/21 16:21	120-82-1	
1,1,1-Trichloroethane	ND	ug/L	0.50	0.33	1		07/14/21 16:21	71-55-6	
1,1,2-Trichloroethane	ND	ug/L	0.50	0.32	1		07/14/21 16:21	79-00-5	
Trichloroethene	ND	ug/L	0.50	0.38	1		07/14/21 16:21	79-01-6	
Trichlorofluoromethane	ND	ug/L	1.0	0.30	1		07/14/21 16:21	75-69-4	
1,2,3-Trichloropropane	ND	ug/L	0.50	0.26	1		07/14/21 16:21	96-18-4	
1,2,4-Trimethylbenzene	ND	ug/L	0.50	0.50	1		07/14/21 16:21	95-63-6	
1,3,5-Trimethylbenzene	ND	ug/L	0.50	0.33	1		07/14/21 16:21	108-67-8	
Vinyl chloride	ND	ug/L	1.0	0.39	1		07/14/21 16:21	75-01-4	
m&p-Xylene	ND	ug/L	1.0	0.71	1		07/14/21 16:21	179601-23-1	
o-Xylene	ND	ug/L	0.50	0.34	1		07/14/21 16:21	95-47-6	
Surrogates									
1,2-Dichloroethane-d4 (S)	104	%	70-130		1		07/14/21 16:21	17060-07-0	
4-Bromofluorobenzene (S)	94	%	70-130		1		07/14/21 16:21	460-00-4	
Toluene-d8 (S)	100	%	70-130		1		07/14/21 16:21	2037-26-5	

REPORT OF LABORATORY ANALYSIS

This report shall not be reproduced, except in full,
without the written consent of Pace Analytical Services, LLC.

Pace Analytical Services, LLC
9800 Kincey Ave. Suite 100
Huntersville, NC 28078
(704)875-9092

ANALYTICAL RESULTS

Project: CPC Huntersville (7/9/21)
Pace Project No.: 92548787

Sample: DUP-2-20210709 **Lab ID: 92548787025** Collected: 07/09/21 00:00 Received: 07/09/21 18:00 Matrix: Water

Parameters	Results	Units	Report Limit	MDL	DF	Prepared	Analyzed	CAS No.	Qual
VPH NC Water	Analytical Method: MADEP VPH Pace Analytical Services - Charlotte								
Total VPH (C5-C12)	**34900**	ug/L	500	500	10		07/16/21 10:31		N2
Aliphatic (C05-C08)	**31100**	ug/L	500	500	10		07/16/21 10:31		N2
Aliphatic(C09-C12) Adjusted	**3250**	ug/L	500	500	10		07/16/21 10:31		N2
Aromatic (C09-C10)	ND	ug/L	500	500	10		07/16/21 10:31		N2
Surrogates									
4-Bromofluorobenzene (FID) (S)	97	%	70-130		10		07/16/21 10:31	460-00-4	
4-Bromofluorobenzene (PID) (S)	88	%	70-130		10		07/16/21 10:31	460-00-4	
6010 MET ICP	Analytical Method: EPA 6010D Preparation Method: EPA 3010A Pace Analytical Services - Asheville								
Lead	ND	ug/L	5.0	4.5	1	07/14/21 05:13	07/14/21 19:40	7439-92-1	
6200B MSV	Analytical Method: SM 6200B Pace Analytical Services - Charlotte								
Benzene	**1950**	ug/L	12.5	8.6	25		07/14/21 17:52	71-43-2	
Bromobenzene	ND	ug/L	12.5	7.2	25		07/14/21 17:52	108-86-1	
Bromochloromethane	ND	ug/L	12.5	11.7	25		07/14/21 17:52	74-97-5	
Bromodichloromethane	ND	ug/L	12.5	7.7	25		07/14/21 17:52	75-27-4	
Bromoform	ND	ug/L	12.5	8.5	25		07/14/21 17:52	75-25-2	
Bromomethane	ND	ug/L	125	41.5	25		07/14/21 17:52	74-83-9	
n-Butylbenzene	ND	ug/L	12.5	12.2	25		07/14/21 17:52	104-51-8	
sec-Butylbenzene	ND	ug/L	12.5	10.0	25		07/14/21 17:52	135-98-8	
tert-Butylbenzene	ND	ug/L	12.5	8.1	25		07/14/21 17:52	98-06-6	
Carbon tetrachloride	ND	ug/L	12.5	8.3	25		07/14/21 17:52	56-23-5	
Chlorobenzene	ND	ug/L	12.5	7.1	25		07/14/21 17:52	108-90-7	
Chloroethane	ND	ug/L	25.0	16.2	25		07/14/21 17:52	75-00-3	
Chloroform	ND	ug/L	12.5	8.8	25		07/14/21 17:52	67-66-3	
Chloromethane	ND	ug/L	25.0	13.5	25		07/14/21 17:52	74-87-3	
2-Chlorotoluene	ND	ug/L	12.5	8.0	25		07/14/21 17:52	95-49-8	
4-Chlorotoluene	ND	ug/L	12.5	8.1	25		07/14/21 17:52	106-43-4	
1,2-Dibromo-3-chloropropane	ND	ug/L	25.0	8.5	25		07/14/21 17:52	96-12-8	
Dibromochloromethane	ND	ug/L	12.5	9.0	25		07/14/21 17:52	124-48-1	
1,2-Dibromoethane (EDB)	ND	ug/L	12.5	6.8	25		07/14/21 17:52	106-93-4	
Dibromomethane	ND	ug/L	12.5	9.8	25		07/14/21 17:52	74-95-3	
1,2-Dichlorobenzene	ND	ug/L	12.5	8.5	25		07/14/21 17:52	95-50-1	
1,3-Dichlorobenzene	ND	ug/L	12.5	8.5	25		07/14/21 17:52	541-73-1	
1,4-Dichlorobenzene	ND	ug/L	12.5	8.3	25		07/14/21 17:52	106-46-7	
Dichlorodifluoromethane	ND	ug/L	12.5	8.6	25		07/14/21 17:52	75-71-8	
1,1-Dichloroethane	ND	ug/L	12.5	9.2	25		07/14/21 17:52	75-34-3	
1,2-Dichloroethane	ND	ug/L	12.5	8.0	25		07/14/21 17:52	107-06-2	
1,1-Dichloroethene	ND	ug/L	12.5	8.7	25		07/14/21 17:52	75-35-4	
cis-1,2-Dichloroethene	ND	ug/L	12.5	9.6	25		07/14/21 17:52	156-59-2	
trans-1,2-Dichloroethene	ND	ug/L	12.5	9.9	25		07/14/21 17:52	156-60-5	
1,2-Dichloropropane	ND	ug/L	12.5	8.9	25		07/14/21 17:52	78-87-5	
1,3-Dichloropropane	ND	ug/L	12.5	7.1	25		07/14/21 17:52	142-28-9	

REPORT OF LABORATORY ANALYSIS

This report shall not be reproduced, except in full,
without the written consent of Pace Analytical Services, LLC.

Pace Analytical Services, LLC
9800 Kincey Ave. Suite 100
Huntersville, NC 28078
(704)875-9092

ANALYTICAL RESULTS

Project: CPC Huntersville (7/9/21)
Pace Project No.: 92548787

Sample: DUP-2-20210709 **Lab ID: 92548787025** Collected: 07/09/21 00:00 Received: 07/09/21 18:00 Matrix: Water

Parameters	Results	Units	Report Limit	MDL	DF	Prepared	Analyzed	CAS No.	Qual
6200B MSV	Analytical Method: SM 6200B Pace Analytical Services - Charlotte								
2,2-Dichloropropane	ND	ug/L	12.5	9.7	25		07/14/21 17:52	594-20-7	
1,1-Dichloropropene	ND	ug/L	12.5	10.7	25		07/14/21 17:52	563-58-6	
cis-1,3-Dichloropropene	ND	ug/L	12.5	9.1	25		07/14/21 17:52	10061-01-5	
trans-1,3-Dichloropropene	ND	ug/L	12.5	9.1	25		07/14/21 17:52	10061-02-6	
Diisopropyl ether	**229**	ug/L	12.5	7.7	25		07/14/21 17:52	108-20-3	
Ethylbenzene	**115**	ug/L	12.5	7.6	25		07/14/21 17:52	100-41-4	
Hexachloro-1,3-butadiene	ND	ug/L	50.0	38.2	25		07/14/21 17:52	87-68-3	
Isopropylbenzene (Cumene)	ND	ug/L	12.5	8.3	25		07/14/21 17:52	98-82-8	
Methylene Chloride	**80.0**	ug/L	50.0	48.8	25		07/14/21 17:52	75-09-2	
Methyl-tert-butyl ether	**46.7**	ug/L	12.5	10.6	25		07/14/21 17:52	1634-04-4	
Naphthalene	**60.6**	ug/L	50.0	16.1	25		07/14/21 17:52	91-20-3	
n-Propylbenzene	ND	ug/L	12.5	8.5	25		07/14/21 17:52	103-65-1	
Styrene	ND	ug/L	12.5	7.3	25		07/14/21 17:52	100-42-5	
1,1,1,2-Tetrachloroethane	ND	ug/L	12.5	7.8	25		07/14/21 17:52	630-20-6	
1,1,2,2-Tetrachloroethane	ND	ug/L	12.5	5.6	25		07/14/21 17:52	79-34-5	
Tetrachloroethene	ND	ug/L	12.5	7.3	25		07/14/21 17:52	127-18-4	
Toluene	**3640**	ug/L	12.5	12.1	25		07/14/21 17:52	108-88-3	
1,2,3-Trichlorobenzene	ND	ug/L	50.0	20.2	25		07/14/21 17:52	87-61-6	
1,2,4-Trichlorobenzene	ND	ug/L	50.0	16.0	25		07/14/21 17:52	120-82-1	
1,1,1-Trichloroethane	ND	ug/L	12.5	8.3	25		07/14/21 17:52	71-55-6	
1,1,2-Trichloroethane	ND	ug/L	12.5	8.1	25		07/14/21 17:52	79-00-5	
Trichloroethene	ND	ug/L	12.5	9.6	25		07/14/21 17:52	79-01-6	
Trichlorofluoromethane	ND	ug/L	25.0	7.4	25		07/14/21 17:52	75-69-4	
1,2,3-Trichloropropane	ND	ug/L	12.5	6.5	25		07/14/21 17:52	96-18-4	
1,2,4-Trimethylbenzene	**137**	ug/L	12.5	12.4	25		07/14/21 17:52	95-63-6	
1,3,5-Trimethylbenzene	ND	ug/L	12.5	8.3	25		07/14/21 17:52	108-67-8	
Vinyl chloride	ND	ug/L	25.0	9.6	25		07/14/21 17:52	75-01-4	
m&p-Xylene	**853**	ug/L	25.0	17.7	25		07/14/21 17:52	179601-23-1	
o-Xylene	**457**	ug/L	12.5	8.4	25		07/14/21 17:52	95-47-6	
Surrogates									
1,2-Dichloroethane-d4 (S)	101	%	70-130		25		07/14/21 17:52	17060-07-0	
4-Bromofluorobenzene (S)	95	%	70-130		25		07/14/21 17:52	460-00-4	
Toluene-d8 (S)	97	%	70-130		25		07/14/21 17:52	2037-26-5	

REPORT OF LABORATORY ANALYSIS

This report shall not be reproduced, except in full,
without the written consent of Pace Analytical Services, LLC.

Pace Analytical Services, LLC
9800 Kincey Ave. Suite 100
Huntersville, NC 28078
(704)875-9092

ANALYTICAL RESULTS

Project: CPC Huntersville (7/9/21)
Pace Project No.: 92548787

Sample: FB-1-20210709 **Lab ID: 92548787026** Collected: 07/09/21 17:30 Received: 07/09/21 18:00 Matrix: Water

Parameters	Results	Units	Report Limit	MDL	DF	Prepared	Analyzed	CAS No.	Qual
VPH NC Water	Analytical Method: MADEP VPH Pace Analytical Services - Charlotte								
Total VPH (C5-C12)	ND	ug/L	50.0	50.0	1		07/15/21 19:18		N2
Aliphatic (C05-C08)	ND	ug/L	50.0	50.0	1		07/15/21 19:18		N2
Aliphatic(C09-C12) Adjusted	ND	ug/L	50.0	50.0	1		07/15/21 19:18		N2
Aromatic (C09-C10)	ND	ug/L	50.0	50.0	1		07/15/21 19:18		N2
Surrogates									
4-Bromofluorobenzene (FID) (S)	95	%	70-130		1		07/15/21 19:18	460-00-4	
4-Bromofluorobenzene (PID) (S)	88	%	70-130		1		07/15/21 19:18	460-00-4	
6200B MSV	Analytical Method: SM 6200B Pace Analytical Services - Charlotte								
Benzene	ND	ug/L	0.50	0.34	1		07/13/21 17:03	71-43-2	
Bromobenzene	ND	ug/L	0.50	0.29	1		07/13/21 17:03	108-86-1	
Bromochloromethane	ND	ug/L	0.50	0.47	1		07/13/21 17:03	74-97-5	
Bromodichloromethane	ND	ug/L	0.50	0.31	1		07/13/21 17:03	75-27-4	
Bromoform	ND	ug/L	0.50	0.34	1		07/13/21 17:03	75-25-2	
Bromomethane	ND	ug/L	5.0	1.7	1		07/13/21 17:03	74-83-9	
n-Butylbenzene	ND	ug/L	0.50	0.49	1		07/13/21 17:03	104-51-8	
sec-Butylbenzene	ND	ug/L	0.50	0.40	1		07/13/21 17:03	135-98-8	
tert-Butylbenzene	ND	ug/L	0.50	0.32	1		07/13/21 17:03	98-06-6	
Carbon tetrachloride	ND	ug/L	0.50	0.33	1		07/13/21 17:03	56-23-5	
Chlorobenzene	ND	ug/L	0.50	0.28	1		07/13/21 17:03	108-90-7	
Chloroethane	ND	ug/L	1.0	0.65	1		07/13/21 17:03	75-00-3	
Chloroform	ND	ug/L	0.50	0.35	1		07/13/21 17:03	67-66-3	
Chloromethane	ND	ug/L	1.0	0.54	1		07/13/21 17:03	74-87-3	
2-Chlorotoluene	ND	ug/L	0.50	0.32	1		07/13/21 17:03	95-49-8	
4-Chlorotoluene	ND	ug/L	0.50	0.32	1		07/13/21 17:03	106-43-4	
1,2-Dibromo-3-chloropropane	ND	ug/L	1.0	0.34	1		07/13/21 17:03	96-12-8	
Dibromochloromethane	ND	ug/L	0.50	0.36	1		07/13/21 17:03	124-48-1	
1,2-Dibromoethane (EDB)	ND	ug/L	0.50	0.27	1		07/13/21 17:03	106-93-4	
Dibromomethane	ND	ug/L	0.50	0.39	1		07/13/21 17:03	74-95-3	
1,2-Dichlorobenzene	ND	ug/L	0.50	0.34	1		07/13/21 17:03	95-50-1	
1,3-Dichlorobenzene	ND	ug/L	0.50	0.34	1		07/13/21 17:03	541-73-1	
1,4-Dichlorobenzene	ND	ug/L	0.50	0.33	1		07/13/21 17:03	106-46-7	
Dichlorodifluoromethane	ND	ug/L	0.50	0.35	1		07/13/21 17:03	75-71-8	
1,1-Dichloroethane	ND	ug/L	0.50	0.37	1		07/13/21 17:03	75-34-3	
1,2-Dichloroethane	ND	ug/L	0.50	0.32	1		07/13/21 17:03	107-06-2	
1,1-Dichloroethene	ND	ug/L	0.50	0.35	1		07/13/21 17:03	75-35-4	
cis-1,2-Dichloroethene	ND	ug/L	0.50	0.38	1		07/13/21 17:03	156-59-2	
trans-1,2-Dichloroethene	ND	ug/L	0.50	0.40	1		07/13/21 17:03	156-60-5	
1,2-Dichloropropane	ND	ug/L	0.50	0.36	1		07/13/21 17:03	78-87-5	
1,3-Dichloropropane	ND	ug/L	0.50	0.28	1		07/13/21 17:03	142-28-9	
2,2-Dichloropropane	ND	ug/L	0.50	0.39	1		07/13/21 17:03	594-20-7	
1,1-Dichloropropene	ND	ug/L	0.50	0.43	1		07/13/21 17:03	563-58-6	
cis-1,3-Dichloropropene	ND	ug/L	0.50	0.36	1		07/13/21 17:03	10061-01-5	
trans-1,3-Dichloropropene	ND	ug/L	0.50	0.36	1		07/13/21 17:03	10061-02-6	

REPORT OF LABORATORY ANALYSIS

This report shall not be reproduced, except in full,
without the written consent of Pace Analytical Services, LLC.

Pace Analytical Services, LLC
9800 Kincey Ave. Suite 100
Huntersville, NC 28078
(704)875-9092

ANALYTICAL RESULTS

Project: CPC Huntersville (7/9/21)
Pace Project No.: 92548787

Sample: FB-1-20210709 **Lab ID: 92548787026** Collected: 07/09/21 17:30 Received: 07/09/21 18:00 Matrix: Water

Parameters	Results	Units	Report Limit	MDL	DF	Prepared	Analyzed	CAS No.	Qual
6200B MSV	Analytical Method: SM 6200B Pace Analytical Services - Charlotte								
Diisopropyl ether	ND	ug/L	0.50	0.31	1		07/13/21 17:03	108-20-3	
Ethylbenzene	ND	ug/L	0.50	0.30	1		07/13/21 17:03	100-41-4	
Hexachloro-1,3-butadiene	ND	ug/L	2.0	1.5	1		07/13/21 17:03	87-68-3	
Isopropylbenzene (Cumene)	ND	ug/L	0.50	0.33	1		07/13/21 17:03	98-82-8	
Methylene Chloride	ND	ug/L	2.0	2.0	1		07/13/21 17:03	75-09-2	
Methyl-tert-butyl ether	ND	ug/L	0.50	0.42	1		07/13/21 17:03	1634-04-4	
Naphthalene	ND	ug/L	2.0	0.64	1		07/13/21 17:03	91-20-3	
n-Propylbenzene	ND	ug/L	0.50	0.34	1		07/13/21 17:03	103-65-1	
Styrene	ND	ug/L	0.50	0.29	1		07/13/21 17:03	100-42-5	
1,1,1,2-Tetrachloroethane	ND	ug/L	0.50	0.31	1		07/13/21 17:03	630-20-6	
1,1,2,2-Tetrachloroethane	ND	ug/L	0.50	0.22	1		07/13/21 17:03	79-34-5	
Tetrachloroethene	ND	ug/L	0.50	0.29	1		07/13/21 17:03	127-18-4	
Toluene	ND	ug/L	0.50	0.48	1		07/13/21 17:03	108-88-3	
1,2,3-Trichlorobenzene	ND	ug/L	2.0	0.81	1		07/13/21 17:03	87-61-6	
1,2,4-Trichlorobenzene	ND	ug/L	2.0	0.64	1		07/13/21 17:03	120-82-1	
1,1,1-Trichloroethane	ND	ug/L	0.50	0.33	1		07/13/21 17:03	71-55-6	
1,1,2-Trichloroethane	ND	ug/L	0.50	0.32	1		07/13/21 17:03	79-00-5	
Trichloroethene	ND	ug/L	0.50	0.38	1		07/13/21 17:03	79-01-6	
Trichlorofluoromethane	ND	ug/L	1.0	0.30	1		07/13/21 17:03	75-69-4	
1,2,3-Trichloropropane	ND	ug/L	0.50	0.26	1		07/13/21 17:03	96-18-4	
1,2,4-Trimethylbenzene	ND	ug/L	0.50	0.50	1		07/13/21 17:03	95-63-6	
1,3,5-Trimethylbenzene	ND	ug/L	0.50	0.33	1		07/13/21 17:03	108-67-8	
Vinyl chloride	ND	ug/L	1.0	0.39	1		07/13/21 17:03	75-01-4	
m&p-Xylene	ND	ug/L	1.0	0.71	1		07/13/21 17:03	179601-23-1	
o-Xylene	ND	ug/L	0.50	0.34	1		07/13/21 17:03	95-47-6	
Surrogates									
1,2-Dichloroethane-d4 (S)	104	%	70-130		1		07/13/21 17:03	17060-07-0	
4-Bromofluorobenzene (S)	101	%	70-130		1		07/13/21 17:03	460-00-4	
Toluene-d8 (S)	100	%	70-130		1		07/13/21 17:03	2037-26-5	

REPORT OF LABORATORY ANALYSIS

This report shall not be reproduced, except in full,
without the written consent of Pace Analytical Services, LLC.

Pace Analytical Services, LLC
9800 Kincey Ave. Suite 100
Huntersville, NC 28078
(704)875-9092

ANALYTICAL RESULTS

Project: CPC Huntersville (7/9/21)
Pace Project No.: 92548787

Sample: FB-2-20210709 **Lab ID: 92548787027** Collected: 07/09/21 17:35 Received: 07/09/21 18:00 Matrix: Water

Parameters	Results	Units	Report Limit	MDL	DF	Prepared	Analyzed	CAS No.	Qual
VPH NC Water	Analytical Method: MADEP VPH Pace Analytical Services - Charlotte								
Total VPH (C5-C12)	ND	ug/L	50.0	50.0	1		07/15/21 19:49		N2
Aliphatic (C05-C08)	ND	ug/L	50.0	50.0	1		07/15/21 19:49		N2
Aliphatic(C09-C12) Adjusted	ND	ug/L	50.0	50.0	1		07/15/21 19:49		N2
Aromatic (C09-C10)	ND	ug/L	50.0	50.0	1		07/15/21 19:49		N2
Surrogates									
4-Bromofluorobenzene (FID) (S)	87	%	70-130		1		07/15/21 19:49	460-00-4	
4-Bromofluorobenzene (PID) (S)	80	%	70-130		1		07/15/21 19:49	460-00-4	
6200B MSV	Analytical Method: SM 6200B Pace Analytical Services - Charlotte								
Benzene	ND	ug/L	0.50	0.34	1		07/13/21 17:21	71-43-2	
Bromobenzene	ND	ug/L	0.50	0.29	1		07/13/21 17:21	108-86-1	
Bromochloromethane	ND	ug/L	0.50	0.47	1		07/13/21 17:21	74-97-5	
Bromodichloromethane	ND	ug/L	0.50	0.31	1		07/13/21 17:21	75-27-4	
Bromoform	ND	ug/L	0.50	0.34	1		07/13/21 17:21	75-25-2	
Bromomethane	ND	ug/L	5.0	1.7	1		07/13/21 17:21	74-83-9	
n-Butylbenzene	ND	ug/L	0.50	0.49	1		07/13/21 17:21	104-51-8	
sec-Butylbenzene	ND	ug/L	0.50	0.40	1		07/13/21 17:21	135-98-8	
tert-Butylbenzene	ND	ug/L	0.50	0.32	1		07/13/21 17:21	98-06-6	
Carbon tetrachloride	ND	ug/L	0.50	0.33	1		07/13/21 17:21	56-23-5	
Chlorobenzene	ND	ug/L	0.50	0.28	1		07/13/21 17:21	108-90-7	
Chloroethane	ND	ug/L	1.0	0.65	1		07/13/21 17:21	75-00-3	
Chloroform	ND	ug/L	0.50	0.35	1		07/13/21 17:21	67-66-3	
Chloromethane	ND	ug/L	1.0	0.54	1		07/13/21 17:21	74-87-3	
2-Chlorotoluene	ND	ug/L	0.50	0.32	1		07/13/21 17:21	95-49-8	
4-Chlorotoluene	ND	ug/L	0.50	0.32	1		07/13/21 17:21	106-43-4	
1,2-Dibromo-3-chloropropane	ND	ug/L	1.0	0.34	1		07/13/21 17:21	96-12-8	
Dibromochloromethane	ND	ug/L	0.50	0.36	1		07/13/21 17:21	124-48-1	
1,2-Dibromoethane (EDB)	ND	ug/L	0.50	0.27	1		07/13/21 17:21	106-93-4	
Dibromomethane	ND	ug/L	0.50	0.39	1		07/13/21 17:21	74-95-3	
1,2-Dichlorobenzene	ND	ug/L	0.50	0.34	1		07/13/21 17:21	95-50-1	
1,3-Dichlorobenzene	ND	ug/L	0.50	0.34	1		07/13/21 17:21	541-73-1	
1,4-Dichlorobenzene	ND	ug/L	0.50	0.33	1		07/13/21 17:21	106-46-7	
Dichlorodifluoromethane	ND	ug/L	0.50	0.35	1		07/13/21 17:21	75-71-8	
1,1-Dichloroethane	ND	ug/L	0.50	0.37	1		07/13/21 17:21	75-34-3	
1,2-Dichloroethane	ND	ug/L	0.50	0.32	1		07/13/21 17:21	107-06-2	
1,1-Dichloroethene	ND	ug/L	0.50	0.35	1		07/13/21 17:21	75-35-4	
cis-1,2-Dichloroethene	ND	ug/L	0.50	0.38	1		07/13/21 17:21	156-59-2	
trans-1,2-Dichloroethene	ND	ug/L	0.50	0.40	1		07/13/21 17:21	156-60-5	
1,2-Dichloropropane	ND	ug/L	0.50	0.36	1		07/13/21 17:21	78-87-5	
1,3-Dichloropropane	ND	ug/L	0.50	0.28	1		07/13/21 17:21	142-28-9	
2,2-Dichloropropane	ND	ug/L	0.50	0.39	1		07/13/21 17:21	594-20-7	
1,1-Dichloropropene	ND	ug/L	0.50	0.43	1		07/13/21 17:21	563-58-6	
cis-1,3-Dichloropropene	ND	ug/L	0.50	0.36	1		07/13/21 17:21	10061-01-5	
trans-1,3-Dichloropropene	ND	ug/L	0.50	0.36	1		07/13/21 17:21	10061-02-6	

REPORT OF LABORATORY ANALYSIS

This report shall not be reproduced, except in full,
without the written consent of Pace Analytical Services, LLC.

Pace Analytical Services, LLC
9800 Kincey Ave. Suite 100
Huntersville, NC 28078
(704)875-9092

ANALYTICAL RESULTS

Project: CPC Huntersville (7/9/21)
Pace Project No.: 92548787

Sample: FB-2-20210709 **Lab ID: 92548787027** Collected: 07/09/21 17:35 Received: 07/09/21 18:00 Matrix: Water

Parameters	Results	Units	Report Limit	MDL	DF	Prepared	Analyzed	CAS No.	Qual
6200B MSV	Analytical Method: SM 6200B Pace Analytical Services - Charlotte								
Diisopropyl ether	ND	ug/L	0.50	0.31	1		07/13/21 17:21	108-20-3	
Ethylbenzene	ND	ug/L	0.50	0.30	1		07/13/21 17:21	100-41-4	
Hexachloro-1,3-butadiene	ND	ug/L	2.0	1.5	1		07/13/21 17:21	87-68-3	
Isopropylbenzene (Cumene)	ND	ug/L	0.50	0.33	1		07/13/21 17:21	98-82-8	
Methylene Chloride	ND	ug/L	2.0	2.0	1		07/13/21 17:21	75-09-2	
Methyl-tert-butyl ether	ND	ug/L	0.50	0.42	1		07/13/21 17:21	1634-04-4	
Naphthalene	ND	ug/L	2.0	0.64	1		07/13/21 17:21	91-20-3	
n-Propylbenzene	ND	ug/L	0.50	0.34	1		07/13/21 17:21	103-65-1	
Styrene	ND	ug/L	0.50	0.29	1		07/13/21 17:21	100-42-5	
1,1,1,2-Tetrachloroethane	ND	ug/L	0.50	0.31	1		07/13/21 17:21	630-20-6	
1,1,2,2-Tetrachloroethane	ND	ug/L	0.50	0.22	1		07/13/21 17:21	79-34-5	
Tetrachloroethene	ND	ug/L	0.50	0.29	1		07/13/21 17:21	127-18-4	
Toluene	ND	ug/L	0.50	0.48	1		07/13/21 17:21	108-88-3	
1,2,3-Trichlorobenzene	ND	ug/L	2.0	0.81	1		07/13/21 17:21	87-61-6	
1,2,4-Trichlorobenzene	ND	ug/L	2.0	0.64	1		07/13/21 17:21	120-82-1	
1,1,1-Trichloroethane	ND	ug/L	0.50	0.33	1		07/13/21 17:21	71-55-6	
1,1,2-Trichloroethane	ND	ug/L	0.50	0.32	1		07/13/21 17:21	79-00-5	
Trichloroethene	ND	ug/L	0.50	0.38	1		07/13/21 17:21	79-01-6	
Trichlorofluoromethane	ND	ug/L	1.0	0.30	1		07/13/21 17:21	75-69-4	
1,2,3-Trichloropropane	ND	ug/L	0.50	0.26	1		07/13/21 17:21	96-18-4	
1,2,4-Trimethylbenzene	ND	ug/L	0.50	0.50	1		07/13/21 17:21	95-63-6	
1,3,5-Trimethylbenzene	ND	ug/L	0.50	0.33	1		07/13/21 17:21	108-67-8	
Vinyl chloride	ND	ug/L	1.0	0.39	1		07/13/21 17:21	75-01-4	
m&p-Xylene	ND	ug/L	1.0	0.71	1		07/13/21 17:21	179601-23-1	
o-Xylene	ND	ug/L	0.50	0.34	1		07/13/21 17:21	95-47-6	
Surrogates									
1,2-Dichloroethane-d4 (S)	105	%	70-130		1		07/13/21 17:21	17060-07-0	
4-Bromofluorobenzene (S)	99	%	70-130		1		07/13/21 17:21	460-00-4	
Toluene-d8 (S)	99	%	70-130		1		07/13/21 17:21	2037-26-5	

REPORT OF LABORATORY ANALYSIS

This report shall not be reproduced, except in full,
without the written consent of Pace Analytical Services, LLC.

Pace Analytical Services, LLC
9800 Kincey Ave. Suite 100
Huntersville, NC 28078
(704)875-9092

ANALYTICAL RESULTS

Project: CPC Huntersville (7/9/21)
Pace Project No.: 92548787

Sample: TRIP BLANK **Lab ID: 92548787028** Collected: 07/09/21 00:00 Received: 07/09/21 18:00 Matrix: Water

Parameters	Results	Units	Report Limit	MDL	DF	Prepared	Analyzed	CAS No.	Qual
6200B MSV	Analytical Method: SM 6200B Pace Analytical Services - Charlotte								
Benzene	ND	ug/L	0.50	0.34	1		07/13/21 16:10	71-43-2	
Bromobenzene	ND	ug/L	0.50	0.29	1		07/13/21 16:10	108-86-1	
Bromochloromethane	ND	ug/L	0.50	0.47	1		07/13/21 16:10	74-97-5	
Bromodichloromethane	ND	ug/L	0.50	0.31	1		07/13/21 16:10	75-27-4	
Bromoform	ND	ug/L	0.50	0.34	1		07/13/21 16:10	75-25-2	
Bromomethane	ND	ug/L	5.0	1.7	1		07/13/21 16:10	74-83-9	
n-Butylbenzene	ND	ug/L	0.50	0.49	1		07/13/21 16:10	104-51-8	
sec-Butylbenzene	ND	ug/L	0.50	0.40	1		07/13/21 16:10	135-98-8	
tert-Butylbenzene	ND	ug/L	0.50	0.32	1		07/13/21 16:10	98-06-6	
Carbon tetrachloride	ND	ug/L	0.50	0.33	1		07/13/21 16:10	56-23-5	
Chlorobenzene	ND	ug/L	0.50	0.28	1		07/13/21 16:10	108-90-7	
Chloroethane	ND	ug/L	1.0	0.65	1		07/13/21 16:10	75-00-3	
Chloroform	ND	ug/L	0.50	0.35	1		07/13/21 16:10	67-66-3	
Chloromethane	ND	ug/L	1.0	0.54	1		07/13/21 16:10	74-87-3	
2-Chlorotoluene	ND	ug/L	0.50	0.32	1		07/13/21 16:10	95-49-8	
4-Chlorotoluene	ND	ug/L	0.50	0.32	1		07/13/21 16:10	106-43-4	
1,2-Dibromo-3-chloropropane	ND	ug/L	1.0	0.34	1		07/13/21 16:10	96-12-8	
Dibromochloromethane	ND	ug/L	0.50	0.36	1		07/13/21 16:10	124-48-1	
1,2-Dibromoethane (EDB)	ND	ug/L	0.50	0.27	1		07/13/21 16:10	106-93-4	
Dibromomethane	ND	ug/L	0.50	0.39	1		07/13/21 16:10	74-95-3	
1,2-Dichlorobenzene	ND	ug/L	0.50	0.34	1		07/13/21 16:10	95-50-1	
1,3-Dichlorobenzene	ND	ug/L	0.50	0.34	1		07/13/21 16:10	541-73-1	
1,4-Dichlorobenzene	ND	ug/L	0.50	0.33	1		07/13/21 16:10	106-46-7	
Dichlorodifluoromethane	ND	ug/L	0.50	0.35	1		07/13/21 16:10	75-71-8	
1,1-Dichloroethane	ND	ug/L	0.50	0.37	1		07/13/21 16:10	75-34-3	
1,2-Dichloroethane	ND	ug/L	0.50	0.32	1		07/13/21 16:10	107-06-2	
1,1-Dichloroethene	ND	ug/L	0.50	0.35	1		07/13/21 16:10	75-35-4	
cis-1,2-Dichloroethene	ND	ug/L	0.50	0.38	1		07/13/21 16:10	156-59-2	
trans-1,2-Dichloroethene	ND	ug/L	0.50	0.40	1		07/13/21 16:10	156-60-5	
1,2-Dichloropropane	ND	ug/L	0.50	0.36	1		07/13/21 16:10	78-87-5	
1,3-Dichloropropane	ND	ug/L	0.50	0.28	1		07/13/21 16:10	142-28-9	
2,2-Dichloropropane	ND	ug/L	0.50	0.39	1		07/13/21 16:10	594-20-7	
1,1-Dichloropropene	ND	ug/L	0.50	0.43	1		07/13/21 16:10	563-58-6	
cis-1,3-Dichloropropene	ND	ug/L	0.50	0.36	1		07/13/21 16:10	10061-01-5	
trans-1,3-Dichloropropene	ND	ug/L	0.50	0.36	1		07/13/21 16:10	10061-02-6	
Diisopropyl ether	ND	ug/L	0.50	0.31	1		07/13/21 16:10	108-20-3	
Ethylbenzene	ND	ug/L	0.50	0.30	1		07/13/21 16:10	100-41-4	
Hexachloro-1,3-butadiene	ND	ug/L	2.0	1.5	1		07/13/21 16:10	87-68-3	
Isopropylbenzene (Cumene)	ND	ug/L	0.50	0.33	1		07/13/21 16:10	98-82-8	
Methylene Chloride	ND	ug/L	2.0	2.0	1		07/13/21 16:10	75-09-2	
Methyl-tert-butyl ether	ND	ug/L	0.50	0.42	1		07/13/21 16:10	1634-04-4	
Naphthalene	ND	ug/L	2.0	0.64	1		07/13/21 16:10	91-20-3	
n-Propylbenzene	ND	ug/L	0.50	0.34	1		07/13/21 16:10	103-65-1	
Styrene	ND	ug/L	0.50	0.29	1		07/13/21 16:10	100-42-5	
1,1,1,2-Tetrachloroethane	ND	ug/L	0.50	0.31	1		07/13/21 16:10	630-20-6	

REPORT OF LABORATORY ANALYSIS

This report shall not be reproduced, except in full,
without the written consent of Pace Analytical Services, LLC.

Pace Analytical Services, LLC
9800 Kincey Ave. Suite 100
Huntersville, NC 28078
(704)875-9092

ANALYTICAL RESULTS

Project: CPC Huntersville (7/9/21)
Pace Project No.: 92548787

Sample: TRIP BLANK **Lab ID: 92548787028** Collected: 07/09/21 00:00 Received: 07/09/21 18:00 Matrix: Water

Parameters	Results	Units	Report Limit	MDL	DF	Prepared	Analyzed	CAS No.	Qual
6200B MSV	Analytical Method: SM 6200B Pace Analytical Services - Charlotte								
1,1,2,2-Tetrachloroethane	ND	ug/L	0.50	0.22	1		07/13/21 16:10	79-34-5	
Tetrachloroethene	ND	ug/L	0.50	0.29	1		07/13/21 16:10	127-18-4	
Toluene	ND	ug/L	0.50	0.48	1		07/13/21 16:10	108-88-3	
1,2,3-Trichlorobenzene	ND	ug/L	2.0	0.81	1		07/13/21 16:10	87-61-6	
1,2,4-Trichlorobenzene	ND	ug/L	2.0	0.64	1		07/13/21 16:10	120-82-1	
1,1,1-Trichloroethane	ND	ug/L	0.50	0.33	1		07/13/21 16:10	71-55-6	
1,1,2-Trichloroethane	ND	ug/L	0.50	0.32	1		07/13/21 16:10	79-00-5	
Trichloroethene	ND	ug/L	0.50	0.38	1		07/13/21 16:10	79-01-6	
Trichlorofluoromethane	ND	ug/L	1.0	0.30	1		07/13/21 16:10	75-69-4	
1,2,3-Trichloropropane	ND	ug/L	0.50	0.26	1		07/13/21 16:10	96-18-4	
1,2,4-Trimethylbenzene	ND	ug/L	0.50	0.50	1		07/13/21 16:10	95-63-6	
1,3,5-Trimethylbenzene	ND	ug/L	0.50	0.33	1		07/13/21 16:10	108-67-8	
Vinyl chloride	ND	ug/L	1.0	0.39	1		07/13/21 16:10	75-01-4	
m&p-Xylene	ND	ug/L	1.0	0.71	1		07/13/21 16:10	179601-23-1	
o-Xylene	ND	ug/L	0.50	0.34	1		07/13/21 16:10	95-47-6	
Surrogates									
1,2-Dichloroethane-d4 (S)	105	%	70-130		1		07/13/21 16:10	17060-07-0	
4-Bromofluorobenzene (S)	101	%	70-130		1		07/13/21 16:10	460-00-4	
Toluene-d8 (S)	100	%	70-130		1		07/13/21 16:10	2037-26-5	

REPORT OF LABORATORY ANALYSIS

This report shall not be reproduced, except in full,
without the written consent of Pace Analytical Services, LLC.

Pace Analytical Services, LLC
9800 Kincey Ave. Suite 100
Huntersville, NC 28078
(704)875-9092

ANALYTICAL RESULTS

Project: CPC Huntersville (7/9/21)
Pace Project No.: 92548787

Sample: TRIP BLANK **Lab ID: 92548787029** Collected: 07/09/21 00:00 Received: 07/09/21 18:00 Matrix: Water

Parameters	Results	Units	Report Limit	MDL	DF	Prepared	Analyzed	CAS No.	Qual
6200B MSV	Analytical Method: SM 6200B Pace Analytical Services - Charlotte								
Benzene	ND	ug/L	0.50	0.34	1		07/13/21 16:28	71-43-2	
Bromobenzene	ND	ug/L	0.50	0.29	1		07/13/21 16:28	108-86-1	
Bromochloromethane	ND	ug/L	0.50	0.47	1		07/13/21 16:28	74-97-5	
Bromodichloromethane	ND	ug/L	0.50	0.31	1		07/13/21 16:28	75-27-4	
Bromoform	ND	ug/L	0.50	0.34	1		07/13/21 16:28	75-25-2	
Bromomethane	ND	ug/L	5.0	1.7	1		07/13/21 16:28	74-83-9	
n-Butylbenzene	ND	ug/L	0.50	0.49	1		07/13/21 16:28	104-51-8	
sec-Butylbenzene	ND	ug/L	0.50	0.40	1		07/13/21 16:28	135-98-8	
tert-Butylbenzene	ND	ug/L	0.50	0.32	1		07/13/21 16:28	98-06-6	
Carbon tetrachloride	ND	ug/L	0.50	0.33	1		07/13/21 16:28	56-23-5	
Chlorobenzene	ND	ug/L	0.50	0.28	1		07/13/21 16:28	108-90-7	
Chloroethane	ND	ug/L	1.0	0.65	1		07/13/21 16:28	75-00-3	
Chloroform	ND	ug/L	0.50	0.35	1		07/13/21 16:28	67-66-3	
Chloromethane	ND	ug/L	1.0	0.54	1		07/13/21 16:28	74-87-3	
2-Chlorotoluene	ND	ug/L	0.50	0.32	1		07/13/21 16:28	95-49-8	
4-Chlorotoluene	ND	ug/L	0.50	0.32	1		07/13/21 16:28	106-43-4	
1,2-Dibromo-3-chloropropane	ND	ug/L	1.0	0.34	1		07/13/21 16:28	96-12-8	
Dibromochloromethane	ND	ug/L	0.50	0.36	1		07/13/21 16:28	124-48-1	
1,2-Dibromoethane (EDB)	ND	ug/L	0.50	0.27	1		07/13/21 16:28	106-93-4	
Dibromomethane	ND	ug/L	0.50	0.39	1		07/13/21 16:28	74-95-3	
1,2-Dichlorobenzene	ND	ug/L	0.50	0.34	1		07/13/21 16:28	95-50-1	
1,3-Dichlorobenzene	ND	ug/L	0.50	0.34	1		07/13/21 16:28	541-73-1	
1,4-Dichlorobenzene	ND	ug/L	0.50	0.33	1		07/13/21 16:28	106-46-7	
Dichlorodifluoromethane	ND	ug/L	0.50	0.35	1		07/13/21 16:28	75-71-8	
1,1-Dichloroethane	ND	ug/L	0.50	0.37	1		07/13/21 16:28	75-34-3	
1,2-Dichloroethane	ND	ug/L	0.50	0.32	1		07/13/21 16:28	107-06-2	
1,1-Dichloroethene	ND	ug/L	0.50	0.35	1		07/13/21 16:28	75-35-4	
cis-1,2-Dichloroethene	ND	ug/L	0.50	0.38	1		07/13/21 16:28	156-59-2	
trans-1,2-Dichloroethene	ND	ug/L	0.50	0.40	1		07/13/21 16:28	156-60-5	
1,2-Dichloropropane	ND	ug/L	0.50	0.36	1		07/13/21 16:28	78-87-5	
1,3-Dichloropropane	ND	ug/L	0.50	0.28	1		07/13/21 16:28	142-28-9	
2,2-Dichloropropane	ND	ug/L	0.50	0.39	1		07/13/21 16:28	594-20-7	
1,1-Dichloropropene	ND	ug/L	0.50	0.43	1		07/13/21 16:28	563-58-6	
cis-1,3-Dichloropropene	ND	ug/L	0.50	0.36	1		07/13/21 16:28	10061-01-5	
trans-1,3-Dichloropropene	ND	ug/L	0.50	0.36	1		07/13/21 16:28	10061-02-6	
Diisopropyl ether	ND	ug/L	0.50	0.31	1		07/13/21 16:28	108-20-3	
Ethylbenzene	ND	ug/L	0.50	0.30	1		07/13/21 16:28	100-41-4	
Hexachloro-1,3-butadiene	ND	ug/L	2.0	1.5	1		07/13/21 16:28	87-68-3	
Isopropylbenzene (Cumene)	ND	ug/L	0.50	0.33	1		07/13/21 16:28	98-82-8	
Methylene Chloride	ND	ug/L	2.0	2.0	1		07/13/21 16:28	75-09-2	
Methyl-tert-butyl ether	ND	ug/L	0.50	0.42	1		07/13/21 16:28	1634-04-4	
Naphthalene	ND	ug/L	2.0	0.64	1		07/13/21 16:28	91-20-3	
n-Propylbenzene	ND	ug/L	0.50	0.34	1		07/13/21 16:28	103-65-1	
Styrene	ND	ug/L	0.50	0.29	1		07/13/21 16:28	100-42-5	
1,1,1,2-Tetrachloroethane	ND	ug/L	0.50	0.31	1		07/13/21 16:28	630-20-6	

REPORT OF LABORATORY ANALYSIS

This report shall not be reproduced, except in full,
without the written consent of Pace Analytical Services, LLC.

Pace Analytical Services, LLC
9800 Kincey Ave. Suite 100
Huntersville, NC 28078
(704)875-9092

ANALYTICAL RESULTS

Project: CPC Huntersville (7/9/21)
Pace Project No.: 92548787

Sample: TRIP BLANK **Lab ID: 92548787029** Collected: 07/09/21 00:00 Received: 07/09/21 18:00 Matrix: Water

Parameters	Results	Units	Report Limit	MDL	DF	Prepared	Analyzed	CAS No.	Qual
6200B MSV	Analytical Method: SM 6200B Pace Analytical Services - Charlotte								
1,1,2,2-Tetrachloroethane	ND	ug/L	0.50	0.22	1		07/13/21 16:28	79-34-5	
Tetrachloroethene	ND	ug/L	0.50	0.29	1		07/13/21 16:28	127-18-4	
Toluene	ND	ug/L	0.50	0.48	1		07/13/21 16:28	108-88-3	
1,2,3-Trichlorobenzene	ND	ug/L	2.0	0.81	1		07/13/21 16:28	87-61-6	
1,2,4-Trichlorobenzene	ND	ug/L	2.0	0.64	1		07/13/21 16:28	120-82-1	
1,1,1-Trichloroethane	ND	ug/L	0.50	0.33	1		07/13/21 16:28	71-55-6	
1,1,2-Trichloroethane	ND	ug/L	0.50	0.32	1		07/13/21 16:28	79-00-5	
Trichloroethene	ND	ug/L	0.50	0.38	1		07/13/21 16:28	79-01-6	
Trichlorofluoromethane	ND	ug/L	1.0	0.30	1		07/13/21 16:28	75-69-4	
1,2,3-Trichloropropane	ND	ug/L	0.50	0.26	1		07/13/21 16:28	96-18-4	
1,2,4-Trimethylbenzene	ND	ug/L	0.50	0.50	1		07/13/21 16:28	95-63-6	
1,3,5-Trimethylbenzene	ND	ug/L	0.50	0.33	1		07/13/21 16:28	108-67-8	
Vinyl chloride	ND	ug/L	1.0	0.39	1		07/13/21 16:28	75-01-4	
m&p-Xylene	ND	ug/L	1.0	0.71	1		07/13/21 16:28	179601-23-1	
o-Xylene	ND	ug/L	0.50	0.34	1		07/13/21 16:28	95-47-6	
Surrogates									
1,2-Dichloroethane-d4 (S)	106	%	70-130		1		07/13/21 16:28	17060-07-0	
4-Bromofluorobenzene (S)	97	%	70-130		1		07/13/21 16:28	460-00-4	
Toluene-d8 (S)	100	%	70-130		1		07/13/21 16:28	2037-26-5	

REPORT OF LABORATORY ANALYSIS

This report shall not be reproduced, except in full,
without the written consent of Pace Analytical Services, LLC.

Pace Analytical Services, LLC
9800 Kincey Ave. Suite 100
Huntersville, NC 28078
(704)875-9092

ANALYTICAL RESULTS

Project: CPC Huntersville (7/9/21)
Pace Project No.: 92548787

Sample: TRIP BLANK **Lab ID: 92548787030** Collected: 07/09/21 00:00 Received: 07/09/21 18:00 Matrix: Water

Parameters	Results	Units	Report Limit	MDL	DF	Prepared	Analyzed	CAS No.	Qual
6200B MSV	Analytical Method: SM 6200B Pace Analytical Services - Charlotte								
Benzene	ND	ug/L	0.50	0.34	1		07/13/21 16:45	71-43-2	
Bromobenzene	ND	ug/L	0.50	0.29	1		07/13/21 16:45	108-86-1	
Bromochloromethane	ND	ug/L	0.50	0.47	1		07/13/21 16:45	74-97-5	
Bromodichloromethane	ND	ug/L	0.50	0.31	1		07/13/21 16:45	75-27-4	
Bromoform	ND	ug/L	0.50	0.34	1		07/13/21 16:45	75-25-2	
Bromomethane	ND	ug/L	5.0	1.7	1		07/13/21 16:45	74-83-9	
n-Butylbenzene	ND	ug/L	0.50	0.49	1		07/13/21 16:45	104-51-8	
sec-Butylbenzene	ND	ug/L	0.50	0.40	1		07/13/21 16:45	135-98-8	
tert-Butylbenzene	ND	ug/L	0.50	0.32	1		07/13/21 16:45	98-06-6	
Carbon tetrachloride	ND	ug/L	0.50	0.33	1		07/13/21 16:45	56-23-5	
Chlorobenzene	ND	ug/L	0.50	0.28	1		07/13/21 16:45	108-90-7	
Chloroethane	ND	ug/L	1.0	0.65	1		07/13/21 16:45	75-00-3	
Chloroform	ND	ug/L	0.50	0.35	1		07/13/21 16:45	67-66-3	
Chloromethane	ND	ug/L	1.0	0.54	1		07/13/21 16:45	74-87-3	
2-Chlorotoluene	ND	ug/L	0.50	0.32	1		07/13/21 16:45	95-49-8	
4-Chlorotoluene	ND	ug/L	0.50	0.32	1		07/13/21 16:45	106-43-4	
1,2-Dibromo-3-chloropropane	ND	ug/L	1.0	0.34	1		07/13/21 16:45	96-12-8	
Dibromochloromethane	ND	ug/L	0.50	0.36	1		07/13/21 16:45	124-48-1	
1,2-Dibromoethane (EDB)	ND	ug/L	0.50	0.27	1		07/13/21 16:45	106-93-4	
Dibromomethane	ND	ug/L	0.50	0.39	1		07/13/21 16:45	74-95-3	
1,2-Dichlorobenzene	ND	ug/L	0.50	0.34	1		07/13/21 16:45	95-50-1	
1,3-Dichlorobenzene	ND	ug/L	0.50	0.34	1		07/13/21 16:45	541-73-1	
1,4-Dichlorobenzene	ND	ug/L	0.50	0.33	1		07/13/21 16:45	106-46-7	
Dichlorodifluoromethane	ND	ug/L	0.50	0.35	1		07/13/21 16:45	75-71-8	
1,1-Dichloroethane	ND	ug/L	0.50	0.37	1		07/13/21 16:45	75-34-3	
1,2-Dichloroethane	ND	ug/L	0.50	0.32	1		07/13/21 16:45	107-06-2	
1,1-Dichloroethene	ND	ug/L	0.50	0.35	1		07/13/21 16:45	75-35-4	
cis-1,2-Dichloroethene	ND	ug/L	0.50	0.38	1		07/13/21 16:45	156-59-2	
trans-1,2-Dichloroethene	ND	ug/L	0.50	0.40	1		07/13/21 16:45	156-60-5	
1,2-Dichloropropane	ND	ug/L	0.50	0.36	1		07/13/21 16:45	78-87-5	
1,3-Dichloropropane	ND	ug/L	0.50	0.28	1		07/13/21 16:45	142-28-9	
2,2-Dichloropropane	ND	ug/L	0.50	0.39	1		07/13/21 16:45	594-20-7	
1,1-Dichloropropene	ND	ug/L	0.50	0.43	1		07/13/21 16:45	563-58-6	
cis-1,3-Dichloropropene	ND	ug/L	0.50	0.36	1		07/13/21 16:45	10061-01-5	
trans-1,3-Dichloropropene	ND	ug/L	0.50	0.36	1		07/13/21 16:45	10061-02-6	
Diisopropyl ether	ND	ug/L	0.50	0.31	1		07/13/21 16:45	108-20-3	
Ethylbenzene	ND	ug/L	0.50	0.30	1		07/13/21 16:45	100-41-4	
Hexachloro-1,3-butadiene	ND	ug/L	2.0	1.5	1		07/13/21 16:45	87-68-3	
Isopropylbenzene (Cumene)	ND	ug/L	0.50	0.33	1		07/13/21 16:45	98-82-8	
Methylene Chloride	ND	ug/L	2.0	2.0	1		07/13/21 16:45	75-09-2	
Methyl-tert-butyl ether	ND	ug/L	0.50	0.42	1		07/13/21 16:45	1634-04-4	
Naphthalene	ND	ug/L	2.0	0.64	1		07/13/21 16:45	91-20-3	
n-Propylbenzene	ND	ug/L	0.50	0.34	1		07/13/21 16:45	103-65-1	
Styrene	ND	ug/L	0.50	0.29	1		07/13/21 16:45	100-42-5	
1,1,1,2-Tetrachloroethane	ND	ug/L	0.50	0.31	1		07/13/21 16:45	630-20-6	

REPORT OF LABORATORY ANALYSIS

This report shall not be reproduced, except in full,
without the written consent of Pace Analytical Services, LLC.

Pace Analytical Services, LLC
9800 Kincey Ave. Suite 100
Huntersville, NC 28078
(704)875-9092

ANALYTICAL RESULTS

Project: CPC Huntersville (7/9/21)
Pace Project No.: 92548787

Sample: TRIP BLANK **Lab ID: 92548787030** Collected: 07/09/21 00:00 Received: 07/09/21 18:00 Matrix: Water

Parameters	Results	Units	Report Limit	MDL	DF	Prepared	Analyzed	CAS No.	Qual
6200B MSV	Analytical Method: SM 6200B Pace Analytical Services - Charlotte								
1,1,2,2-Tetrachloroethane	ND	ug/L	0.50	0.22	1		07/13/21 16:45	79-34-5	
Tetrachloroethene	ND	ug/L	0.50	0.29	1		07/13/21 16:45	127-18-4	
Toluene	ND	ug/L	0.50	0.48	1		07/13/21 16:45	108-88-3	
1,2,3-Trichlorobenzene	ND	ug/L	2.0	0.81	1		07/13/21 16:45	87-61-6	
1,2,4-Trichlorobenzene	ND	ug/L	2.0	0.64	1		07/13/21 16:45	120-82-1	
1,1,1-Trichloroethane	ND	ug/L	0.50	0.33	1		07/13/21 16:45	71-55-6	
1,1,2-Trichloroethane	ND	ug/L	0.50	0.32	1		07/13/21 16:45	79-00-5	
Trichloroethene	ND	ug/L	0.50	0.38	1		07/13/21 16:45	79-01-6	
Trichlorofluoromethane	ND	ug/L	1.0	0.30	1		07/13/21 16:45	75-69-4	
1,2,3-Trichloropropane	ND	ug/L	0.50	0.26	1		07/13/21 16:45	96-18-4	
1,2,4-Trimethylbenzene	ND	ug/L	0.50	0.50	1		07/13/21 16:45	95-63-6	
1,3,5-Trimethylbenzene	ND	ug/L	0.50	0.33	1		07/13/21 16:45	108-67-8	
Vinyl chloride	ND	ug/L	1.0	0.39	1		07/13/21 16:45	75-01-4	
m&p-Xylene	ND	ug/L	1.0	0.71	1		07/13/21 16:45	179601-23-1	
o-Xylene	ND	ug/L	0.50	0.34	1		07/13/21 16:45	95-47-6	
Surrogates									
1,2-Dichloroethane-d4 (S)	105	%	70-130		1		07/13/21 16:45	17060-07-0	
4-Bromofluorobenzene (S)	101	%	70-130		1		07/13/21 16:45	460-00-4	
Toluene-d8 (S)	101	%	70-130		1		07/13/21 16:45	2037-26-5	

REPORT OF LABORATORY ANALYSIS

This report shall not be reproduced, except in full,
without the written consent of Pace Analytical Services, LLC.

Pace Analytical Services, LLC
9800 Kincey Ave. Suite 100
Huntersville, NC 28078
(704)875-9092

QUALITY CONTROL DATA

Project: CPC Huntersville (7/9/21)
Pace Project No.: 92548787

QC Batch: 633110 | Analysis Method: MADEP VPH
QC Batch Method: MADEP VPH | Analysis Description: VPH NC Water
Laboratory: Pace Analytical Services - Charlotte
Associated Lab Samples: 92548787001, 92548787002, 92548787003, 92548787004, 92548787005, 92548787006

METHOD BLANK: 3325590 Matrix: Water
Associated Lab Samples: 92548787001, 92548787002, 92548787003, 92548787004, 92548787005, 92548787006

Parameter	Units	Blank Result	Reporting Limit	MDL	Analyzed	Qualifiers
Aliphatic (C05-C08)	ug/L	ND	50.0	50.0	07/13/21 16:46	N2
Aromatic (C09-C10)	ug/L	ND	50.0	50.0	07/13/21 16:46	N2
4-Bromofluorobenzene (FID) (S)	%	91	70-130		07/13/21 16:46	
4-Bromofluorobenzene (PID) (S)	%	85	70-130		07/13/21 16:46	

LABORATORY CONTROL SAMPLE & LCSD: 3325591 3325592

Parameter	Units	Spike Conc.	LCS Result	LCSD Result	LCS % Rec	LCSD % Rec	% Rec Limits	RPD	Max RPD	Qualifiers
Aliphatic (C05-C08)	ug/L	300	292	303	97	101	70-130	4	25	N2
Aromatic (C09-C10)	ug/L	100	96.6	93.5	97	93	70-130	3	25	N2
4-Bromofluorobenzene (FID) (S)	%				92	93	70-130			
4-Bromofluorobenzene (PID) (S)	%				84	85	70-130			

Results presented on this page are in the units indicated by the "Units" column except where an alternate unit is presented to the right of the result.

REPORT OF LABORATORY ANALYSIS

This report shall not be reproduced, except in full,
without the written consent of Pace Analytical Services, LLC.

Pace Analytical Services, LLC
9800 Kincey Ave. Suite 100
Huntersville, NC 28078
(704)875-9092

QUALITY CONTROL DATA

Project: CPC Huntersville (7/9/21)
Pace Project No.: 92548787

QC Batch: 633379 | Analysis Method: MADEP VPH
QC Batch Method: MADEP VPH | Analysis Description: VPH NC Water
Laboratory: Pace Analytical Services - Charlotte

Associated Lab Samples: 92548787007, 92548787008, 92548787010, 92548787011, 92548787012, 92548787013, 92548787014, 92548787015, 92548787016, 92548787017, 92548787018, 92548787019, 92548787020

METHOD BLANK: 3326874 Matrix: Water

Associated Lab Samples: 92548787007, 92548787008, 92548787010, 92548787011, 92548787012, 92548787013, 92548787014, 92548787015, 92548787016, 92548787017, 92548787018, 92548787019, 92548787020

Parameter	Units	Blank Result	Reporting Limit	MDL	Analyzed	Qualifiers
Aliphatic (C05-C08)	ug/L	ND	50.0	50.0	07/15/21 01:46	N2
Aromatic (C09-C10)	ug/L	ND	50.0	50.0	07/15/21 01:46	N2
4-Bromofluorobenzene (FID) (S)	%	95	70-130		07/15/21 01:46	
4-Bromofluorobenzene (PID) (S)	%	89	70-130		07/15/21 01:46	

LABORATORY CONTROL SAMPLE & LCSD: 3326875 3326876

Parameter	Units	Spike Conc.	LCS Result	LCSD Result	LCS % Rec	LCSD % Rec	% Rec Limits	RPD	Max RPD	Qualifiers
Aliphatic (C05-C08)	ug/L	300	312	278	104	93	70-130	12	25	N2
Aromatic (C09-C10)	ug/L	100	106	92.5	106	93	70-130	14	25	N2
4-Bromofluorobenzene (FID) (S)	%				98	94	70-130			
4-Bromofluorobenzene (PID) (S)	%				88	85	70-130			

Results presented on this page are in the units indicated by the "Units" column except where an alternate unit is presented to the right of the result.

REPORT OF LABORATORY ANALYSIS

This report shall not be reproduced, except in full,
without the written consent of Pace Analytical Services, LLC.

Pace Analytical Services, LLC
9800 Kincey Ave. Suite 100
Huntersville, NC 28078
(704)875-9092

QUALITY CONTROL DATA

Project: CPC Huntersville (7/9/21)
Pace Project No.: 92548787

QC Batch: 633744 | Analysis Method: MADEP VPH
QC Batch Method: MADEP VPH | Analysis Description: VPH NC Water
Laboratory: Pace Analytical Services - Charlotte
Associated Lab Samples: 92548787009, 92548787021, 92548787022, 92548787023, 92548787024, 92548787025, 92548787026, 92548787027

METHOD BLANK: 3328800 Matrix: Water
Associated Lab Samples: 92548787009, 92548787021, 92548787022, 92548787023, 92548787024, 92548787025, 92548787026, 92548787027

Parameter	Units	Blank Result	Reporting Limit	MDL	Analyzed	Qualifiers
Aliphatic (C05-C08)	ug/L	ND	50.0	50.0	07/15/21 15:59	N2
Aromatic (C09-C10)	ug/L	ND	50.0	50.0	07/15/21 15:59	N2
4-Bromofluorobenzene (FID) (S)	%	99	70-130		07/15/21 15:59	
4-Bromofluorobenzene (PID) (S)	%	91	70-130		07/15/21 15:59	

LABORATORY CONTROL SAMPLE & LCSD: 3328801 3328802

Parameter	Units	Spike Conc.	LCS Result	LCSD Result	LCS % Rec	LCSD % Rec	% Rec Limits	RPD	Max RPD	Qualifiers
Aliphatic (C05-C08)	ug/L	300	331	315	110	105	70-130	5	25	N2
Aromatic (C09-C10)	ug/L	100	97.7	101	98	101	70-130	3	25	N2
4-Bromofluorobenzene (FID) (S)	%				93	100	70-130			
4-Bromofluorobenzene (PID) (S)	%				84	90	70-130			

Results presented on this page are in the units indicated by the "Units" column except where an alternate unit is presented to the right of the result.

REPORT OF LABORATORY ANALYSIS

This report shall not be reproduced, except in full,
without the written consent of Pace Analytical Services, LLC.

Pace Analytical Services, LLC
9800 Kincey Ave. Suite 100
Huntersville, NC 28078
(704)875-9092

QUALITY CONTROL DATA

Project: CPC Huntersville (7/9/21)
Pace Project No.: 92548787

QC Batch: 633204 — Analysis Method: EPA 6010D
QC Batch Method: EPA 3010A — Analysis Description: 6010 MET
Laboratory: Pace Analytical Services - Asheville
Associated Lab Samples: 92548787001, 92548787002, 92548787003, 92548787004, 92548787005, 92548787006, 92548787007, 92548787008, 92548787009, 92548787010, 92548787011, 92548787012, 92548787013

METHOD BLANK: 3326116 — Matrix: Water
Associated Lab Samples: 92548787001, 92548787002, 92548787003, 92548787004, 92548787005, 92548787006, 92548787007, 92548787008, 92548787009, 92548787010, 92548787011, 92548787012, 92548787013

Parameter	Units	Blank Result	Reporting Limit	MDL	Analyzed	Qualifiers
Lead	ug/L	ND	5.0	4.5	07/14/21 20:12	

LABORATORY CONTROL SAMPLE: 3326117

Parameter	Units	Spike Conc.	LCS Result	LCS % Rec	% Rec Limits	Qualifiers
Lead	ug/L	500	484	97	80-120	

MATRIX SPIKE & MATRIX SPIKE DUPLICATE: 3326118 3326119

Parameter	Units	92548787001 Result	MS Spike Conc.	MSD Spike Conc.	MS Result	MSD Result	MS % Rec	MSD % Rec	% Rec Limits	RPD	Max RPD	Qual
Lead	ug/L	ND	500	500	468	463	93	92	75-125	1	20	

Results presented on this page are in the units indicated by the "Units" column except where an alternate unit is presented to the right of the result.

REPORT OF LABORATORY ANALYSIS

This report shall not be reproduced, except in full,
without the written consent of Pace Analytical Services, LLC.

Pace Analytical Services, LLC
9800 Kincey Ave. Suite 100
Huntersville, NC 28078
(704)875-9092

QUALITY CONTROL DATA

Project: CPC Huntersville (7/9/21)
Pace Project No.: 92548787

QC Batch: 633205 — Analysis Method: EPA 6010D
QC Batch Method: EPA 3010A — Analysis Description: 6010 MET
Laboratory: Pace Analytical Services - Asheville
Associated Lab Samples: 92548787014, 92548787015, 92548787016, 92548787017, 92548787018, 92548787019, 92548787020, 92548787021, 92548787022, 92548787023, 92548787024, 92548787025

METHOD BLANK: 3326120 — Matrix: Water
Associated Lab Samples: 92548787014, 92548787015, 92548787016, 92548787017, 92548787018, 92548787019, 92548787020, 92548787021, 92548787022, 92548787023, 92548787024, 92548787025

Parameter	Units	Blank Result	Reporting Limit	MDL	Analyzed	Qualifiers
Lead	ug/L	ND	5.0	4.5	07/14/21 18:35	

LABORATORY CONTROL SAMPLE: 3326121

Parameter	Units	Spike Conc.	LCS Result	LCS % Rec	% Rec Limits	Qualifiers
Lead	ug/L	500	491	98	80-120	

MATRIX SPIKE & MATRIX SPIKE DUPLICATE: 3326122 3326123

Parameter	Units	92548787014 Result	MS Spike Conc.	MSD Spike Conc.	MS Result	MSD Result	MS % Rec	MSD % Rec	% Rec Limits	RPD	Max RPD	Qual
Lead	ug/L	7.4	500	500	485	478	95	94	75-125	1	20	

Results presented on this page are in the units indicated by the "Units" column except where an alternate unit is presented to the right of the result.

REPORT OF LABORATORY ANALYSIS

This report shall not be reproduced, except in full,
without the written consent of Pace Analytical Services, LLC.

Pace Analytical Services, LLC
9800 Kincey Ave. Suite 100
Huntersville, NC 28078
(704)875-9092

QUALITY CONTROL DATA

Project: CPC Huntersville (7/9/21)
Pace Project No.: 92548787

QC Batch: 632822
QC Batch Method: SM 6200B
Analysis Method: SM 6200B
Analysis Description: 6200B MSV
Laboratory: Pace Analytical Services - Charlotte
Associated Lab Samples: 92548787001, 92548787002, 92548787003, 92548787004, 92548787005, 92548787006, 92548787007, 92548787008

METHOD BLANK: 3324207 Matrix: Water
Associated Lab Samples: 92548787001, 92548787002, 92548787003, 92548787004, 92548787005, 92548787006, 92548787007, 92548787008

Parameter	Units	Blank Result	Reporting Limit	MDL	Analyzed	Qualifiers
1,1,1,2-Tetrachloroethane	ug/L	ND	0.50	0.31	07/13/21 00:18	
1,1,1-Trichloroethane	ug/L	ND	0.50	0.33	07/13/21 00:18	
1,1,2,2-Tetrachloroethane	ug/L	ND	0.50	0.22	07/13/21 00:18	
1,1,2-Trichloroethane	ug/L	ND	0.50	0.32	07/13/21 00:18	
1,1-Dichloroethane	ug/L	ND	0.50	0.37	07/13/21 00:18	
1,1-Dichloroethene	ug/L	ND	0.50	0.35	07/13/21 00:18	
1,1-Dichloropropene	ug/L	ND	0.50	0.43	07/13/21 00:18	
1,2,3-Trichlorobenzene	ug/L	ND	2.0	0.81	07/13/21 00:18	
1,2,3-Trichloropropane	ug/L	ND	0.50	0.26	07/13/21 00:18	
1,2,4-Trichlorobenzene	ug/L	ND	2.0	0.64	07/13/21 00:18	
1,2,4-Trimethylbenzene	ug/L	ND	0.50	0.50	07/13/21 00:18	
1,2-Dibromo-3-chloropropane	ug/L	ND	1.0	0.34	07/13/21 00:18	
1,2-Dibromoethane (EDB)	ug/L	ND	0.50	0.27	07/13/21 00:18	
1,2-Dichlorobenzene	ug/L	ND	0.50	0.34	07/13/21 00:18	
1,2-Dichloroethane	ug/L	ND	0.50	0.32	07/13/21 00:18	
1,2-Dichloropropane	ug/L	ND	0.50	0.36	07/13/21 00:18	
1,3,5-Trimethylbenzene	ug/L	ND	0.50	0.33	07/13/21 00:18	
1,3-Dichlorobenzene	ug/L	ND	0.50	0.34	07/13/21 00:18	
1,3-Dichloropropane	ug/L	ND	0.50	0.28	07/13/21 00:18	
1,4-Dichlorobenzene	ug/L	ND	0.50	0.33	07/13/21 00:18	
2,2-Dichloropropane	ug/L	ND	0.50	0.39	07/13/21 00:18	
2-Chlorotoluene	ug/L	ND	0.50	0.32	07/13/21 00:18	
4-Chlorotoluene	ug/L	ND	0.50	0.32	07/13/21 00:18	
Benzene	ug/L	ND	0.50	0.34	07/13/21 00:18	
Bromobenzene	ug/L	ND	0.50	0.29	07/13/21 00:18	
Bromochloromethane	ug/L	ND	0.50	0.47	07/13/21 00:18	
Bromodichloromethane	ug/L	ND	0.50	0.31	07/13/21 00:18	
Bromoform	ug/L	ND	0.50	0.34	07/13/21 00:18	
Bromomethane	ug/L	ND	5.0	1.7	07/13/21 00:18	
Carbon tetrachloride	ug/L	ND	0.50	0.33	07/13/21 00:18	
Chlorobenzene	ug/L	ND	0.50	0.28	07/13/21 00:18	
Chloroethane	ug/L	ND	1.0	0.65	07/13/21 00:18	
Chloroform	ug/L	ND	0.50	0.35	07/13/21 00:18	
Chloromethane	ug/L	ND	1.0	0.54	07/13/21 00:18	
cis-1,2-Dichloroethene	ug/L	ND	0.50	0.38	07/13/21 00:18	
cis-1,3-Dichloropropene	ug/L	ND	0.50	0.36	07/13/21 00:18	
Dibromochloromethane	ug/L	ND	0.50	0.36	07/13/21 00:18	
Dibromomethane	ug/L	ND	0.50	0.39	07/13/21 00:18	
Dichlorodifluoromethane	ug/L	ND	0.50	0.35	07/13/21 00:18	

Results presented on this page are in the units indicated by the "Units" column except where an alternate unit is presented to the right of the result.

REPORT OF LABORATORY ANALYSIS

This report shall not be reproduced, except in full,
without the written consent of Pace Analytical Services, LLC.

Pace Analytical Services, LLC
9800 Kincey Ave. Suite 100
Huntersville, NC 28078
(704)875-9092

QUALITY CONTROL DATA

Project: CPC Huntersville (7/9/21)
Pace Project No.: 92548787

METHOD BLANK: 3324207 Matrix: Water

Associated Lab Samples: 92548787001, 92548787002, 92548787003, 92548787004, 92548787005, 92548787006, 92548787007, 92548787008

Parameter	Units	Blank Result	Reporting Limit	MDL	Analyzed	Qualifiers
Diisopropyl ether	ug/L	ND	0.50	0.31	07/13/21 00:18	
Ethylbenzene	ug/L	ND	0.50	0.30	07/13/21 00:18	
Hexachloro-1,3-butadiene	ug/L	ND	2.0	1.5	07/13/21 00:18	
Isopropylbenzene (Cumene)	ug/L	ND	0.50	0.33	07/13/21 00:18	
m&p-Xylene	ug/L	ND	1.0	0.71	07/13/21 00:18	
Methyl-tert-butyl ether	ug/L	ND	0.50	0.42	07/13/21 00:18	
Methylene Chloride	ug/L	ND	2.0	2.0	07/13/21 00:18	
n-Butylbenzene	ug/L	ND	0.50	0.49	07/13/21 00:18	
n-Propylbenzene	ug/L	ND	0.50	0.34	07/13/21 00:18	
Naphthalene	ug/L	ND	2.0	0.64	07/13/21 00:18	
o-Xylene	ug/L	ND	0.50	0.34	07/13/21 00:18	
sec-Butylbenzene	ug/L	ND	0.50	0.40	07/13/21 00:18	
Styrene	ug/L	ND	0.50	0.29	07/13/21 00:18	
tert-Butylbenzene	ug/L	ND	0.50	0.32	07/13/21 00:18	
Tetrachloroethene	ug/L	ND	0.50	0.29	07/13/21 00:18	
Toluene	ug/L	ND	0.50	0.48	07/13/21 00:18	
trans-1,2-Dichloroethene	ug/L	ND	0.50	0.40	07/13/21 00:18	
trans-1,3-Dichloropropene	ug/L	ND	0.50	0.36	07/13/21 00:18	
Trichloroethene	ug/L	ND	0.50	0.38	07/13/21 00:18	
Trichlorofluoromethane	ug/L	ND	1.0	0.30	07/13/21 00:18	
Vinyl chloride	ug/L	ND	1.0	0.39	07/13/21 00:18	
1,2-Dichloroethane-d4 (S)	%	102	70-130		07/13/21 00:18	
4-Bromofluorobenzene (S)	%	94	70-130		07/13/21 00:18	
Toluene-d8 (S)	%	99	70-130		07/13/21 00:18	

LABORATORY CONTROL SAMPLE: 3324208

Parameter	Units	Spike Conc.	LCS Result	LCS % Rec	% Rec Limits	Qualifiers
1,1,1,2-Tetrachloroethane	ug/L	50	51.8	104	60-140	
1,1,1-Trichloroethane	ug/L	50	51.3	103	60-140	
1,1,2,2-Tetrachloroethane	ug/L	50	50.3	101	60-140	
1,1,2-Trichloroethane	ug/L	50	51.9	104	60-140	
1,1-Dichloroethane	ug/L	50	49.4	99	60-140	
1,1-Dichloroethene	ug/L	50	46.2	92	60-140	
1,1-Dichloropropene	ug/L	50	49.6	99	60-140	
1,2,3-Trichlorobenzene	ug/L	50	50.8	102	60-140	
1,2,3-Trichloropropane	ug/L	50	48.0	96	60-140	
1,2,4-Trichlorobenzene	ug/L	50	50.8	102	60-140	
1,2,4-Trimethylbenzene	ug/L	50	45.6	91	60-140	
1,2-Dibromo-3-chloropropane	ug/L	50	57.1	114	60-140	
1,2-Dibromoethane (EDB)	ug/L	50	51.3	103	60-140	
1,2-Dichlorobenzene	ug/L	50	48.0	96	60-140	
1,2-Dichloroethane	ug/L	50	46.5	93	60-140	

Results presented on this page are in the units indicated by the "Units" column except where an alternate unit is presented to the right of the result.

REPORT OF LABORATORY ANALYSIS

This report shall not be reproduced, except in full,
without the written consent of Pace Analytical Services, LLC.

Pace Analytical Services, LLC
9800 Kincey Ave. Suite 100
Huntersville, NC 28078
(704)875-9092

QUALITY CONTROL DATA

Project: CPC Huntersville (7/9/21)
Pace Project No.: 92548787

LABORATORY CONTROL SAMPLE: 3324208

Parameter	Units	Spike Conc.	LCS Result	LCS % Rec	% Rec Limits	Qualifiers
1,2-Dichloropropane	ug/L	50	49.9	100	60-140	
1,3,5-Trimethylbenzene	ug/L	50	46.5	93	60-140	
1,3-Dichlorobenzene	ug/L	50	48.2	96	60-140	
1,3-Dichloropropane	ug/L	50	49.4	99	60-140	
1,4-Dichlorobenzene	ug/L	50	48.5	97	60-140	
2,2-Dichloropropane	ug/L	50	48.8	98	60-140	
2-Chlorotoluene	ug/L	50	47.7	95	60-140	
4-Chlorotoluene	ug/L	50	45.8	92	60-140	
Benzene	ug/L	50	48.1	96	60-140	
Bromobenzene	ug/L	50	49.4	99	60-140	
Bromochloromethane	ug/L	50	53.2	106	60-140	
Bromodichloromethane	ug/L	50	52.2	104	60-140	
Bromoform	ug/L	50	56.0	112	60-140	
Bromomethane	ug/L	50	48.1	96	60-140	
Carbon tetrachloride	ug/L	50	50.0	100	60-140	
Chlorobenzene	ug/L	50	48.9	98	60-140	
Chloroethane	ug/L	50	47.4	95	60-140	
Chloroform	ug/L	50	50.2	100	60-140	
Chloromethane	ug/L	50	44.5	89	60-140	
cis-1,2-Dichloroethene	ug/L	50	48.5	97	60-140	
cis-1,3-Dichloropropene	ug/L	50	51.1	102	60-140	
Dibromochloromethane	ug/L	50	53.2	106	60-140	
Dibromomethane	ug/L	50	52.8	106	60-140	
Dichlorodifluoromethane	ug/L	50	45.3	91	60-140	
Diisopropyl ether	ug/L	50	46.4	93	60-140	
Ethylbenzene	ug/L	50	48.0	96	60-140	
Hexachloro-1,3-butadiene	ug/L	50	47.4	95	60-140	
Isopropylbenzene (Cumene)	ug/L	50	49.3	99	60-140	
m&p-Xylene	ug/L	100	95.3	95	60-140	
Methyl-tert-butyl ether	ug/L	50	50.6	101	60-140	
Methylene Chloride	ug/L	50	50.8	102	60-140	
n-Butylbenzene	ug/L	50	45.0	90	60-140	
n-Propylbenzene	ug/L	50	45.5	91	60-140	
Naphthalene	ug/L	50	51.0	102	60-140	
o-Xylene	ug/L	50	48.3	97	60-140	
sec-Butylbenzene	ug/L	50	44.7	89	60-140	
Styrene	ug/L	50	51.1	102	60-140	
tert-Butylbenzene	ug/L	50	40.0	80	60-140	
Tetrachloroethene	ug/L	50	47.6	95	60-140	
Toluene	ug/L	50	46.2	92	60-140	
trans-1,2-Dichloroethene	ug/L	50	47.5	95	60-140	
trans-1,3-Dichloropropene	ug/L	50	51.8	104	60-140	
Trichloroethene	ug/L	50	49.6	99	60-140	
Trichlorofluoromethane	ug/L	50	43.9	88	60-140	
Vinyl chloride	ug/L	50	47.8	96	60-140	
1,2-Dichloroethane-d4 (S)	%			98	70-130	
4-Bromofluorobenzene (S)	%			99	70-130	

Results presented on this page are in the units indicated by the "Units" column except where an alternate unit is presented to the right of the result.

REPORT OF LABORATORY ANALYSIS

This report shall not be reproduced, except in full,
without the written consent of Pace Analytical Services, LLC.

Pace Analytical Services, LLC
9800 Kincey Ave. Suite 100
Huntersville, NC 28078
(704)875-9092

QUALITY CONTROL DATA

Project: CPC Huntersville (7/9/21)
Pace Project No.: 92548787

LABORATORY CONTROL SAMPLE: 3324208

Parameter	Units	Spike Conc.	LCS Result	LCS % Rec	% Rec Limits	Qualifiers
Toluene-d8 (S)	%			99	70-130	

MATRIX SPIKE & MATRIX SPIKE DUPLICATE: 3324209 3324210

Parameter	Units	92548787001 Result	MS Spike Conc.	MSD Spike Conc.	MS Result	MSD Result	MS % Rec	MSD % Rec	% Rec Limits	RPD	Max RPD	Qual
1,1,1,2-Tetrachloroethane	ug/L	ND	20	20	20.5	21.4	103	107	60-140	4	30	
1,1,1-Trichloroethane	ug/L	ND	20	20	20.9	20.9	104	104	60-140	0	30	
1,1,2,2-Tetrachloroethane	ug/L	ND	20	20	18.7	20.4	93	102	60-140	9	30	
1,1,2-Trichloroethane	ug/L	ND	20	20	20.0	19.9	100	99	60-140	1	30	
1,1-Dichloroethane	ug/L	ND	20	20	19.8	19.6	99	98	60-140	1	30	
1,1-Dichloroethene	ug/L	ND	20	20	19.9	19.5	99	98	60-140	2	30	
1,1-Dichloropropene	ug/L	ND	20	20	20.7	20.6	103	103	60-140	0	30	
1,2,3-Trichlorobenzene	ug/L	ND	20	20	17.5	21.2	87	106	60-140	19	30	
1,2,3-Trichloropropane	ug/L	ND	20	20	18.0	19.5	90	98	60-140	8	30	
1,2,4-Trichlorobenzene	ug/L	ND	20	20	18.5	20.7	93	104	60-140	11	30	
1,2,4-Trimethylbenzene	ug/L	ND	20	20	18.2	19.0	91	95	60-140	4	30	
1,2-Dibromo-3-chloropropane	ug/L	ND	20	20	18.6	21.7	93	109	60-140	15	30	
1,2-Dibromoethane (EDB)	ug/L	ND	20	20	20.3	20.6	102	103	60-140	1	30	
1,2-Dichlorobenzene	ug/L	ND	20	20	17.9	19.7	89	98	60-140	10	30	
1,2-Dichloroethane	ug/L	ND	20	20	18.2	18.3	91	91	60-140	0	30	
1,2-Dichloropropane	ug/L	ND	20	20	20.0	19.2	100	96	60-140	4	30	
1,3,5-Trimethylbenzene	ug/L	ND	20	20	18.8	20.2	94	101	60-140	7	30	
1,3-Dichlorobenzene	ug/L	ND	20	20	18.0	19.6	90	98	60-140	9	30	
1,3-Dichloropropane	ug/L	ND	20	20	19.6	19.9	98	100	60-140	2	30	
1,4-Dichlorobenzene	ug/L	ND	20	20	18.5	20.2	93	101	60-140	9	30	
2,2-Dichloropropane	ug/L	ND	20	20	22.0	22.2	110	111	60-140	1	30	
2-Chlorotoluene	ug/L	ND	20	20	18.3	19.6	91	98	60-140	7	30	
4-Chlorotoluene	ug/L	ND	20	20	17.5	18.6	88	93	60-140	6	30	
Benzene	ug/L	ND	20	20	20.2	20.0	101	100	60-140	1	30	
Bromobenzene	ug/L	ND	20	20	19.0	20.5	95	102	60-140	8	30	
Bromochloromethane	ug/L	ND	20	20	20.6	20.6	103	103	60-140	0	30	
Bromodichloromethane	ug/L	ND	20	20	20.0	19.9	100	99	60-140	1	30	
Bromoform	ug/L	ND	20	20	20.8	21.8	104	109	60-140	5	30	
Bromomethane	ug/L	ND	20	20	19.8	20.7	99	103	60-140	4	30	
Carbon tetrachloride	ug/L	ND	20	20	21.3	21.6	106	108	60-140	2	30	
Chlorobenzene	ug/L	ND	20	20	19.7	20.4	98	102	60-140	4	30	
Chloroethane	ug/L	ND	20	20	21.4	20.8	107	104	60-140	3	30	
Chloroform	ug/L	ND	20	20	19.4	19.7	97	98	60-140	2	30	
Chloromethane	ug/L	ND	20	20	17.9	17.5	89	87	60-140	2	30	
cis-1,2-Dichloroethene	ug/L	ND	20	20	19.4	19.4	97	97	60-140	0	30	
cis-1,3-Dichloropropene	ug/L	ND	20	20	19.7	19.5	98	97	60-140	1	30	
Dibromochloromethane	ug/L	ND	20	20	20.8	21.3	104	107	60-140	2	30	
Dibromomethane	ug/L	ND	20	20	21.2	21.1	106	105	60-140	1	30	

Results presented on this page are in the units indicated by the "Units" column except where an alternate unit is presented to the right of the result.

REPORT OF LABORATORY ANALYSIS

This report shall not be reproduced, except in full,
without the written consent of Pace Analytical Services, LLC.

Pace Analytical Services, LLC
9800 Kincey Ave. Suite 100
Huntersville, NC 28078
(704)875-9092

QUALITY CONTROL DATA

Project: CPC Huntersville (7/9/21)
Pace Project No.: 92548787

MATRIX SPIKE & MATRIX SPIKE DUPLICATE: 3324209 3324210

Parameter	Units	92548787001 Result	MS Spike Conc.	MSD Spike Conc.	MS Result	MSD Result	MS % Rec	MSD % Rec	% Rec Limits	RPD	Max RPD	Qual
Dichlorodifluoromethane	ug/L	ND	20	20	19.4	18.9	97	94	60-140	3	30	
Diisopropyl ether	ug/L	ND	20	20	18.3	18.0	91	89	60-140	2	30	
Ethylbenzene	ug/L	ND	20	20	19.7	20.5	98	103	60-140	4	30	
Hexachloro-1,3-butadiene	ug/L	ND	20	20	21.8	23.2	109	116	60-140	6	30	
Isopropylbenzene (Cumene)	ug/L	ND	20	20	20.0	21.0	100	105	60-140	5	30	
m&p-Xylene	ug/L	ND	40	40	38.9	40.6	97	101	60-140	4	30	
Methyl-tert-butyl ether	ug/L	ND	20	20	19.1	19.2	96	96	60-140	0	30	
Methylene Chloride	ug/L	ND	20	20	20.0	18.9	100	94	60-140	6	30	
n-Butylbenzene	ug/L	ND	20	20	18.9	20.4	95	102	60-140	8	30	
n-Propylbenzene	ug/L	ND	20	20	18.5	19.8	92	99	60-140	7	30	
Naphthalene	ug/L	ND	20	20	15.8	19.0	79	95	60-140	18	30	
o-Xylene	ug/L	ND	20	20	19.4	20.2	97	101	60-140	4	30	
sec-Butylbenzene	ug/L	ND	20	20	18.9	19.8	94	99	60-140	5	30	
Styrene	ug/L	ND	20	20	19.3	20.4	96	102	60-140	6	30	
tert-Butylbenzene	ug/L	ND	20	20	16.2	17.2	81	86	60-140	6	30	
Tetrachloroethene	ug/L	ND	20	20	20.0	20.3	100	101	60-140	2	30	
Toluene	ug/L	ND	20	20	19.2	18.3	96	92	60-140	5	30	
trans-1,2-Dichloroethene	ug/L	ND	20	20	20.5	19.7	102	99	60-140	4	30	
trans-1,3-Dichloropropene	ug/L	ND	20	20	19.8	20.1	99	101	60-140	2	30	
Trichloroethene	ug/L	ND	20	20	21.2	21.3	106	106	60-140	1	30	
Trichlorofluoromethane	ug/L	ND	20	20	20.4	20.2	102	101	60-140	1	30	
Vinyl chloride	ug/L	ND	20	20	19.8	19.2	99	96	60-140	3	30	
1,2-Dichloroethane-d4 (S)	%						98	97	70-130			
4-Bromofluorobenzene (S)	%						99	99	70-130			
Toluene-d8 (S)	%						97	93	70-130			

Results presented on this page are in the units indicated by the "Units" column except where an alternate unit is presented to the right of the result.

REPORT OF LABORATORY ANALYSIS

This report shall not be reproduced, except in full,
without the written consent of Pace Analytical Services, LLC.

Pace Analytical Services, LLC
9800 Kincey Ave. Suite 100
Huntersville, NC 28078
(704)875-9092

QUALITY CONTROL DATA

Project: CPC Huntersville (7/9/21)
Pace Project No.: 92548787

QC Batch: 633000 | Analysis Method: SM 6200B
QC Batch Method: SM 6200B | Analysis Description: 6200B MSV
Laboratory: Pace Analytical Services - Charlotte

Associated Lab Samples: 92548787011, 92548787012, 92548787013, 92548787014, 92548787016, 92548787023, 92548787026, 92548787027, 92548787028, 92548787029, 92548787030

METHOD BLANK: 3324866 Matrix: Water

Associated Lab Samples: 92548787011, 92548787012, 92548787013, 92548787014, 92548787016, 92548787023, 92548787026, 92548787027, 92548787028, 92548787029, 92548787030

Parameter	Units	Blank Result	Reporting Limit	MDL	Analyzed	Qualifiers
1,1,1,2-Tetrachloroethane	ug/L	ND	0.50	0.31	07/13/21 15:51	
1,1,1-Trichloroethane	ug/L	ND	0.50	0.33	07/13/21 15:51	
1,1,2,2-Tetrachloroethane	ug/L	ND	0.50	0.22	07/13/21 15:51	
1,1,2-Trichloroethane	ug/L	ND	0.50	0.32	07/13/21 15:51	
1,1-Dichloroethane	ug/L	ND	0.50	0.37	07/13/21 15:51	
1,1-Dichloroethene	ug/L	ND	0.50	0.35	07/13/21 15:51	
1,1-Dichloropropene	ug/L	ND	0.50	0.43	07/13/21 15:51	
1,2,3-Trichlorobenzene	ug/L	ND	2.0	0.81	07/13/21 15:51	
1,2,3-Trichloropropane	ug/L	ND	0.50	0.26	07/13/21 15:51	
1,2,4-Trichlorobenzene	ug/L	ND	2.0	0.64	07/13/21 15:51	
1,2,4-Trimethylbenzene	ug/L	ND	0.50	0.50	07/13/21 15:51	
1,2-Dibromo-3-chloropropane	ug/L	ND	1.0	0.34	07/13/21 15:51	
1,2-Dibromoethane (EDB)	ug/L	ND	0.50	0.27	07/13/21 15:51	
1,2-Dichlorobenzene	ug/L	ND	0.50	0.34	07/13/21 15:51	
1,2-Dichloroethane	ug/L	ND	0.50	0.32	07/13/21 15:51	
1,2-Dichloropropane	ug/L	ND	0.50	0.36	07/13/21 15:51	
1,3,5-Trimethylbenzene	ug/L	ND	0.50	0.33	07/13/21 15:51	
1,3-Dichlorobenzene	ug/L	ND	0.50	0.34	07/13/21 15:51	
1,3-Dichloropropane	ug/L	ND	0.50	0.28	07/13/21 15:51	
1,4-Dichlorobenzene	ug/L	ND	0.50	0.33	07/13/21 15:51	
2,2-Dichloropropane	ug/L	ND	0.50	0.39	07/13/21 15:51	
2-Chlorotoluene	ug/L	ND	0.50	0.32	07/13/21 15:51	
4-Chlorotoluene	ug/L	ND	0.50	0.32	07/13/21 15:51	
Benzene	ug/L	ND	0.50	0.34	07/13/21 15:51	
Bromobenzene	ug/L	ND	0.50	0.29	07/13/21 15:51	
Bromochloromethane	ug/L	ND	0.50	0.47	07/13/21 15:51	
Bromodichloromethane	ug/L	ND	0.50	0.31	07/13/21 15:51	
Bromoform	ug/L	ND	0.50	0.34	07/13/21 15:51	
Bromomethane	ug/L	ND	5.0	1.7	07/13/21 15:51	
Carbon tetrachloride	ug/L	ND	0.50	0.33	07/13/21 15:51	
Chlorobenzene	ug/L	ND	0.50	0.28	07/13/21 15:51	
Chloroethane	ug/L	ND	1.0	0.65	07/13/21 15:51	
Chloroform	ug/L	ND	0.50	0.35	07/13/21 15:51	
Chloromethane	ug/L	ND	1.0	0.54	07/13/21 15:51	
cis-1,2-Dichloroethene	ug/L	ND	0.50	0.38	07/13/21 15:51	
cis-1,3-Dichloropropene	ug/L	ND	0.50	0.36	07/13/21 15:51	
Dibromochloromethane	ug/L	ND	0.50	0.36	07/13/21 15:51	
Dibromomethane	ug/L	ND	0.50	0.39	07/13/21 15:51	
Dichlorodifluoromethane	ug/L	ND	0.50	0.35	07/13/21 15:51	

Results presented on this page are in the units indicated by the "Units" column except where an alternate unit is presented to the right of the result.

REPORT OF LABORATORY ANALYSIS

This report shall not be reproduced, except in full,
without the written consent of Pace Analytical Services, LLC.

Pace Analytical Services, LLC
9800 Kincey Ave. Suite 100
Huntersville, NC 28078
(704)875-9092

QUALITY CONTROL DATA

Project: CPC Huntersville (7/9/21)
Pace Project No.: 92548787

METHOD BLANK: 3324866 Matrix: Water

Associated Lab Samples: 92548787011, 92548787012, 92548787013, 92548787014, 92548787016, 92548787023, 92548787026, 92548787027, 92548787028, 92548787029, 92548787030

Parameter	Units	Blank Result	Reporting Limit	MDL	Analyzed	Qualifiers
Diisopropyl ether	ug/L	ND	0.50	0.31	07/13/21 15:51	
Ethylbenzene	ug/L	ND	0.50	0.30	07/13/21 15:51	
Hexachloro-1,3-butadiene	ug/L	ND	2.0	1.5	07/13/21 15:51	
Isopropylbenzene (Cumene)	ug/L	ND	0.50	0.33	07/13/21 15:51	
m&p-Xylene	ug/L	ND	1.0	0.71	07/13/21 15:51	
Methyl-tert-butyl ether	ug/L	ND	0.50	0.42	07/13/21 15:51	
Methylene Chloride	ug/L	ND	2.0	2.0	07/13/21 15:51	
n-Butylbenzene	ug/L	ND	0.50	0.49	07/13/21 15:51	
n-Propylbenzene	ug/L	ND	0.50	0.34	07/13/21 15:51	
Naphthalene	ug/L	ND	2.0	0.64	07/13/21 15:51	
o-Xylene	ug/L	ND	0.50	0.34	07/13/21 15:51	
sec-Butylbenzene	ug/L	ND	0.50	0.40	07/13/21 15:51	
Styrene	ug/L	ND	0.50	0.29	07/13/21 15:51	
tert-Butylbenzene	ug/L	ND	0.50	0.32	07/13/21 15:51	
Tetrachloroethene	ug/L	ND	0.50	0.29	07/13/21 15:51	
Toluene	ug/L	ND	0.50	0.48	07/13/21 15:51	
trans-1,2-Dichloroethene	ug/L	ND	0.50	0.40	07/13/21 15:51	
trans-1,3-Dichloropropene	ug/L	ND	0.50	0.36	07/13/21 15:51	
Trichloroethene	ug/L	ND	0.50	0.38	07/13/21 15:51	
Trichlorofluoromethane	ug/L	ND	1.0	0.30	07/13/21 15:51	
Vinyl chloride	ug/L	ND	1.0	0.39	07/13/21 15:51	
1,2-Dichloroethane-d4 (S)	%	106	70-130		07/13/21 15:51	
4-Bromofluorobenzene (S)	%	100	70-130		07/13/21 15:51	
Toluene-d8 (S)	%	100	70-130		07/13/21 15:51	

LABORATORY CONTROL SAMPLE: 3324867

Parameter	Units	Spike Conc.	LCS Result	LCS % Rec	% Rec Limits	Qualifiers
1,1,1,2-Tetrachloroethane	ug/L	50	51.8	104	60-140	
1,1,1-Trichloroethane	ug/L	50	50.3	101	60-140	
1,1,2,2-Tetrachloroethane	ug/L	50	47.4	95	60-140	
1,1,2-Trichloroethane	ug/L	50	49.0	98	60-140	
1,1-Dichloroethane	ug/L	50	47.3	95	60-140	
1,1-Dichloroethene	ug/L	50	47.8	96	60-140	
1,1-Dichloropropene	ug/L	50	48.8	98	60-140	
1,2,3-Trichlorobenzene	ug/L	50	44.0	88	60-140	
1,2,3-Trichloropropane	ug/L	50	48.2	96	60-140	
1,2,4-Trichlorobenzene	ug/L	50	42.3	85	60-140	
1,2,4-Trimethylbenzene	ug/L	50	42.5	85	60-140	
1,2-Dibromo-3-chloropropane	ug/L	50	52.7	105	60-140	
1,2-Dibromoethane (EDB)	ug/L	50	50.4	101	60-140	
1,2-Dichlorobenzene	ug/L	50	43.0	86	60-140	
1,2-Dichloroethane	ug/L	50	46.5	93	60-140	

Results presented on this page are in the units indicated by the "Units" column except where an alternate unit is presented to the right of the result.

REPORT OF LABORATORY ANALYSIS

This report shall not be reproduced, except in full,
without the written consent of Pace Analytical Services, LLC.

Pace Analytical Services, LLC
9800 Kincey Ave. Suite 100
Huntersville, NC 28078
(704)875-9092

QUALITY CONTROL DATA

Project: CPC Huntersville (7/9/21)
Pace Project No.: 92548787

LABORATORY CONTROL SAMPLE: 3324867

Parameter	Units	Spike Conc.	LCS Result	LCS % Rec	% Rec Limits	Qualifiers
1,2-Dichloropropane	ug/L	50	46.7	93	60-140	
1,3,5-Trimethylbenzene	ug/L	50	42.6	85	60-140	
1,3-Dichlorobenzene	ug/L	50	41.5	83	60-140	
1,3-Dichloropropane	ug/L	50	49.1	98	60-140	
1,4-Dichlorobenzene	ug/L	50	42.3	85	60-140	
2,2-Dichloropropane	ug/L	50	49.9	100	60-140	
2-Chlorotoluene	ug/L	50	43.2	86	60-140	
4-Chlorotoluene	ug/L	50	43.0	86	60-140	
Benzene	ug/L	50	46.0	92	60-140	
Bromobenzene	ug/L	50	45.4	91	60-140	
Bromochloromethane	ug/L	50	49.4	99	60-140	
Bromodichloromethane	ug/L	50	51.4	103	60-140	
Bromoform	ug/L	50	57.4	115	60-140	
Bromomethane	ug/L	50	68.6	137	60-140	
Carbon tetrachloride	ug/L	50	53.6	107	60-140	
Chlorobenzene	ug/L	50	47.4	95	60-140	
Chloroethane	ug/L	50	49.9	100	60-140	
Chloroform	ug/L	50	50.4	101	60-140	
Chloromethane	ug/L	50	52.6	105	60-140	
cis-1,2-Dichloroethene	ug/L	50	47.1	94	60-140	
cis-1,3-Dichloropropene	ug/L	50	51.0	102	60-140	
Dibromochloromethane	ug/L	50	54.2	108	60-140	
Dibromomethane	ug/L	50	46.7	93	60-140	
Dichlorodifluoromethane	ug/L	50	42.8	86	60-140	
Diisopropyl ether	ug/L	50	50.3	101	60-140	
Ethylbenzene	ug/L	50	46.1	92	60-140	
Hexachloro-1,3-butadiene	ug/L	50	43.6	87	60-140	
Isopropylbenzene (Cumene)	ug/L	50	43.7	87	60-140	
m&p-Xylene	ug/L	100	92.0	92	60-140	
Methyl-tert-butyl ether	ug/L	50	51.6	103	60-140	
Methylene Chloride	ug/L	50	50.5	101	60-140	
n-Butylbenzene	ug/L	50	40.7	81	60-140	
n-Propylbenzene	ug/L	50	41.1	82	60-140	
Naphthalene	ug/L	50	45.5	91	60-140	
o-Xylene	ug/L	50	45.9	92	60-140	
sec-Butylbenzene	ug/L	50	39.1	78	60-140	
Styrene	ug/L	50	47.3	95	60-140	
tert-Butylbenzene	ug/L	50	34.7	69	60-140	
Tetrachloroethene	ug/L	50	46.5	93	60-140	
Toluene	ug/L	50	46.1	92	60-140	
trans-1,2-Dichloroethene	ug/L	50	47.8	96	60-140	
trans-1,3-Dichloropropene	ug/L	50	54.7	109	60-140	
Trichloroethene	ug/L	50	46.0	92	60-140	
Trichlorofluoromethane	ug/L	50	48.4	97	60-140	
Vinyl chloride	ug/L	50	48.1	96	60-140	
1,2-Dichloroethane-d4 (S)	%			107	70-130	
4-Bromofluorobenzene (S)	%			101	70-130	

Results presented on this page are in the units indicated by the "Units" column except where an alternate unit is presented to the right of the result.

REPORT OF LABORATORY ANALYSIS

This report shall not be reproduced, except in full,
without the written consent of Pace Analytical Services, LLC.

Pace Analytical Services, LLC
9800 Kincey Ave. Suite 100
Huntersville, NC 28078
(704)875-9092

QUALITY CONTROL DATA

Project: CPC Huntersville (7/9/21)
Pace Project No.: 92548787

LABORATORY CONTROL SAMPLE: 3324867

Parameter	Units	Spike Conc.	LCS Result	LCS % Rec	% Rec Limits	Qualifiers
Toluene-d8 (S)	%			99	70-130	

MATRIX SPIKE & MATRIX SPIKE DUPLICATE: 3324868 3324869

Parameter	Units	92548634003 Result	MS Spike Conc.	MSD Spike Conc.	MS Result	MSD Result	MS % Rec	MSD % Rec	% Rec Limits	RPD	Max RPD	Qual
1,1,1,2-Tetrachloroethane	ug/L	ND	2000	2000	2090	2160	105	108	60-140	3	30	
1,1,1-Trichloroethane	ug/L	ND	2000	2000	2210	2240	111	112	60-140	2	30	
1,1,2,2-Tetrachloroethane	ug/L	ND	2000	2000	1900	1990	95	99	60-140	5	30	
1,1,2-Trichloroethane	ug/L	ND	2000	2000	2040	2060	102	103	60-140	1	30	
1,1-Dichloroethane	ug/L	ND	2000	2000	2050	2060	102	103	60-140	1	30	
1,1-Dichloroethene	ug/L	ND	2000	2000	2140	2140	107	107	60-140	0	30	
1,1-Dichloropropene	ug/L	ND	2000	2000	2150	2180	108	109	60-140	1	30	
1,2,3-Trichlorobenzene	ug/L	ND	2000	2000	1550	1770	77	89	60-140	14	30	
1,2,3-Trichloropropane	ug/L	ND	2000	2000	1910	2070	95	103	60-140	8	30	
1,2,4-Trichlorobenzene	ug/L	ND	2000	2000	1450	1720	73	86	60-140	17	30	
1,2,4-Trimethylbenzene	ug/L	634	2000	2000	2440	2470	90	92	60-140	1	30	
1,2-Dibromo-3-chloropropane	ug/L	ND	2000	2000	1980	2120	99	106	60-140	7	30	
1,2-Dibromoethane (EDB)	ug/L	152	2000	2000	2160	2300	100	108	60-140	6	30	
1,2-Dichlorobenzene	ug/L	ND	2000	2000	1750	1830	87	92	60-140	5	30	
1,2-Dichloroethane	ug/L	ND	2000	2000	1980	1970	99	99	60-140	0	30	
1,2-Dichloropropane	ug/L	ND	2000	2000	1970	2040	98	102	60-140	4	30	
1,3,5-Trimethylbenzene	ug/L	194	2000	2000	1940	2020	87	92	60-140	4	30	
1,3-Dichlorobenzene	ug/L	ND	2000	2000	1720	1800	86	90	60-140	4	30	
1,3-Dichloropropane	ug/L	ND	2000	2000	1990	2080	100	104	60-140	4	30	
1,4-Dichlorobenzene	ug/L	ND	2000	2000	1730	1860	87	93	60-140	7	30	
2,2-Dichloropropane	ug/L	ND	2000	2000	1750	1860	88	93	60-140	6	30	
2-Chlorotoluene	ug/L	ND	2000	2000	1850	1930	93	97	60-140	4	30	
4-Chlorotoluene	ug/L	ND	2000	2000	1820	1880	91	94	60-140	3	30	
Benzene	ug/L	9170	2000	2000	11000	10900	92	88	60-140	1	30	
Bromobenzene	ug/L	ND	2000	2000	1910	1930	95	97	60-140	1	30	
Bromochloromethane	ug/L	ND	2000	2000	2010	2080	100	104	60-140	3	30	
Bromodichloromethane	ug/L	ND	2000	2000	2070	2120	103	106	60-140	2	30	
Bromoform	ug/L	ND	2000	2000	2120	2250	106	113	60-140	6	30	
Bromomethane	ug/L	ND	2000	2000	2860	3220	143	161	60-140	12	30	M1
Carbon tetrachloride	ug/L	ND	2000	2000	2300	2400	115	120	60-140	4	30	
Chlorobenzene	ug/L	ND	2000	2000	1990	2050	99	102	60-140	3	30	
Chloroethane	ug/L	ND	2000	2000	2340	2420	117	121	60-140	3	30	
Chloroform	ug/L	ND	2000	2000	2130	2140	106	107	60-140	1	30	
Chloromethane	ug/L	ND	2000	2000	2130	2220	107	111	60-140	4	30	
cis-1,2-Dichloroethene	ug/L	ND	2000	2000	2050	2070	102	104	60-140	1	30	
cis-1,3-Dichloropropene	ug/L	ND	2000	2000	1930	1980	97	99	60-140	2	30	
Dibromochloromethane	ug/L	ND	2000	2000	2030	2180	101	109	60-140	7	30	
Dibromomethane	ug/L	ND	2000	2000	1930	1960	97	98	60-140	1	30	

Results presented on this page are in the units indicated by the "Units" column except where an alternate unit is presented to the right of the result.

REPORT OF LABORATORY ANALYSIS

This report shall not be reproduced, except in full,
without the written consent of Pace Analytical Services, LLC.

Pace Analytical Services, LLC
9800 Kincey Ave. Suite 100
Huntersville, NC 28078
(704)875-9092

QUALITY CONTROL DATA

Project: CPC Huntersville (7/9/21)
Pace Project No.: 92548787

MATRIX SPIKE & MATRIX SPIKE DUPLICATE: 3324868 3324869

Parameter	Units	92548634003 Result	MS Spike Conc.	MSD Spike Conc.	MS Result	MSD Result	MS % Rec	MSD % Rec	% Rec Limits	RPD	Max RPD	Qual
Dichlorodifluoromethane	ug/L	ND	2000	2000	1890	1890	95	94	60-140	0	30	
Diisopropyl ether	ug/L	ND	2000	2000	2060	2070	103	104	60-140	1	30	
Ethylbenzene	ug/L	981	2000	2000	2900	3010	96	102	60-140	4	30	
Hexachloro-1,3-butadiene	ug/L	ND	2000	2000	1550	1810	78	91	60-140	15	30	
Isopropylbenzene (Cumene)	ug/L	ND	2000	2000	1880	1950	94	98	60-140	4	30	
m&p-Xylene	ug/L	3540	4000	4000	7360	7600	95	101	60-140	3	30	
Methyl-tert-butyl ether	ug/L	ND	2000	2000	2090	2110	104	106	60-140	1	30	
Methylene Chloride	ug/L	ND	2000	2000	2260	2270	113	114	60-140	1	30	
n-Butylbenzene	ug/L	ND	2000	2000	1550	1780	77	89	60-140	14	30	
n-Propylbenzene	ug/L	ND	2000	2000	1780	1920	89	96	60-140	7	30	
Naphthalene	ug/L	256	2000	2000	1950	2120	85	93	60-140	8	30	
o-Xylene	ug/L	1700	2000	2000	3550	3690	93	100	60-140	4	30	
sec-Butylbenzene	ug/L	ND	2000	2000	1580	1740	79	87	60-140	10	30	
Styrene	ug/L	ND	2000	2000	1940	2080	97	104	60-140	7	30	
tert-Butylbenzene	ug/L	ND	2000	2000	1450	1550	72	77	60-140	6	30	
Tetrachloroethene	ug/L	ND	2000	2000	2000	2100	100	105	60-140	5	30	
Toluene	ug/L	14100	2000	2000	15600	15600	77	78	60-140	0	30	
trans-1,2-Dichloroethene	ug/L	ND	2000	2000	2090	2160	105	108	60-140	3	30	
trans-1,3-Dichloropropene	ug/L	ND	2000	2000	2050	2070	103	104	60-140	1	30	
Trichloroethene	ug/L	ND	2000	2000	2050	2060	102	103	60-140	1	30	
Trichlorofluoromethane	ug/L	ND	2000	2000	2190	2250	110	112	60-140	2	30	
Vinyl chloride	ug/L	ND	2000	2000	2120	2140	106	107	60-140	1	30	
1,2-Dichloroethane-d4 (S)	%						103	106	70-130			
4-Bromofluorobenzene (S)	%						98	102	70-130			
Toluene-d8 (S)	%						98	97	70-130			

Results presented on this page are in the units indicated by the "Units" column except where an alternate unit is presented to the right of the result.

REPORT OF LABORATORY ANALYSIS

This report shall not be reproduced, except in full,
without the written consent of Pace Analytical Services, LLC.

Pace Analytical Services, LLC
9800 Kincey Ave. Suite 100
Huntersville, NC 28078
(704)875-9092

QUALITY CONTROL DATA

Project: CPC Huntersville (7/9/21)
Pace Project No.: 92548787

QC Batch: 633001 | Analysis Method: SM 6200B
QC Batch Method: SM 6200B | Analysis Description: 6200B MSV
Laboratory: Pace Analytical Services - Charlotte
Associated Lab Samples: 92548787009, 92548787015, 92548787017, 92548787018, 92548787019, 92548787020, 92548787021, 92548787022

METHOD BLANK: 3324877 Matrix: Water
Associated Lab Samples: 92548787009, 92548787015, 92548787017, 92548787018, 92548787019, 92548787020, 92548787021, 92548787022

Parameter	Units	Blank Result	Reporting Limit	MDL	Analyzed	Qualifiers
1,1,1,2-Tetrachloroethane	ug/L	ND	0.50	0.31	07/13/21 11:27	
1,1,1-Trichloroethane	ug/L	ND	0.50	0.33	07/13/21 11:27	
1,1,2,2-Tetrachloroethane	ug/L	ND	0.50	0.22	07/13/21 11:27	
1,1,2-Trichloroethane	ug/L	ND	0.50	0.32	07/13/21 11:27	
1,1-Dichloroethane	ug/L	ND	0.50	0.37	07/13/21 11:27	
1,1-Dichloroethene	ug/L	ND	0.50	0.35	07/13/21 11:27	
1,1-Dichloropropene	ug/L	ND	0.50	0.43	07/13/21 11:27	
1,2,3-Trichlorobenzene	ug/L	ND	2.0	0.81	07/13/21 11:27	
1,2,3-Trichloropropane	ug/L	ND	0.50	0.26	07/13/21 11:27	
1,2,4-Trichlorobenzene	ug/L	ND	2.0	0.64	07/13/21 11:27	
1,2,4-Trimethylbenzene	ug/L	ND	0.50	0.50	07/13/21 11:27	
1,2-Dibromo-3-chloropropane	ug/L	ND	1.0	0.34	07/13/21 11:27	
1,2-Dibromoethane (EDB)	ug/L	ND	0.50	0.27	07/13/21 11:27	
1,2-Dichlorobenzene	ug/L	ND	0.50	0.34	07/13/21 11:27	
1,2-Dichloroethane	ug/L	ND	0.50	0.32	07/13/21 11:27	
1,2-Dichloropropane	ug/L	ND	0.50	0.36	07/13/21 11:27	
1,3,5-Trimethylbenzene	ug/L	ND	0.50	0.33	07/13/21 11:27	
1,3-Dichlorobenzene	ug/L	ND	0.50	0.34	07/13/21 11:27	
1,3-Dichloropropane	ug/L	ND	0.50	0.28	07/13/21 11:27	
1,4-Dichlorobenzene	ug/L	ND	0.50	0.33	07/13/21 11:27	
2,2-Dichloropropane	ug/L	ND	0.50	0.39	07/13/21 11:27	
2-Chlorotoluene	ug/L	ND	0.50	0.32	07/13/21 11:27	
4-Chlorotoluene	ug/L	ND	0.50	0.32	07/13/21 11:27	
Benzene	ug/L	ND	0.50	0.34	07/13/21 11:27	
Bromobenzene	ug/L	ND	0.50	0.29	07/13/21 11:27	
Bromochloromethane	ug/L	ND	0.50	0.47	07/13/21 11:27	
Bromodichloromethane	ug/L	ND	0.50	0.31	07/13/21 11:27	
Bromoform	ug/L	ND	0.50	0.34	07/13/21 11:27	
Bromomethane	ug/L	ND	5.0	1.7	07/13/21 11:27	
Carbon tetrachloride	ug/L	ND	0.50	0.33	07/13/21 11:27	
Chlorobenzene	ug/L	ND	0.50	0.28	07/13/21 11:27	
Chloroethane	ug/L	ND	1.0	0.65	07/13/21 11:27	
Chloroform	ug/L	ND	0.50	0.35	07/13/21 11:27	
Chloromethane	ug/L	ND	1.0	0.54	07/13/21 11:27	
cis-1,2-Dichloroethene	ug/L	ND	0.50	0.38	07/13/21 11:27	
cis-1,3-Dichloropropene	ug/L	ND	0.50	0.36	07/13/21 11:27	
Dibromochloromethane	ug/L	ND	0.50	0.36	07/13/21 11:27	
Dibromomethane	ug/L	ND	0.50	0.39	07/13/21 11:27	
Dichlorodifluoromethane	ug/L	ND	0.50	0.35	07/13/21 11:27	

Results presented on this page are in the units indicated by the "Units" column except where an alternate unit is presented to the right of the result.

REPORT OF LABORATORY ANALYSIS

This report shall not be reproduced, except in full,
without the written consent of Pace Analytical Services, LLC.

Pace Analytical Services, LLC
9800 Kincey Ave. Suite 100
Huntersville, NC 28078
(704)875-9092

QUALITY CONTROL DATA

Project: CPC Huntersville (7/9/21)
Pace Project No.: 92548787

METHOD BLANK: 3324877 Matrix: Water
Associated Lab Samples: 92548787009, 92548787015, 92548787017, 92548787018, 92548787019, 92548787020, 92548787021, 92548787022

Parameter	Units	Blank Result	Reporting Limit	MDL	Analyzed	Qualifiers
Diisopropyl ether	ug/L	ND	0.50	0.31	07/13/21 11:27	
Ethylbenzene	ug/L	ND	0.50	0.30	07/13/21 11:27	
Hexachloro-1,3-butadiene	ug/L	ND	2.0	1.5	07/13/21 11:27	
Isopropylbenzene (Cumene)	ug/L	ND	0.50	0.33	07/13/21 11:27	
m&p-Xylene	ug/L	ND	1.0	0.71	07/13/21 11:27	
Methyl-tert-butyl ether	ug/L	ND	0.50	0.42	07/13/21 11:27	
Methylene Chloride	ug/L	ND	2.0	2.0	07/13/21 11:27	
n-Butylbenzene	ug/L	ND	0.50	0.49	07/13/21 11:27	
n-Propylbenzene	ug/L	ND	0.50	0.34	07/13/21 11:27	
Naphthalene	ug/L	ND	2.0	0.64	07/13/21 11:27	
o-Xylene	ug/L	ND	0.50	0.34	07/13/21 11:27	
sec-Butylbenzene	ug/L	ND	0.50	0.40	07/13/21 11:27	
Styrene	ug/L	ND	0.50	0.29	07/13/21 11:27	
tert-Butylbenzene	ug/L	ND	0.50	0.32	07/13/21 11:27	
Tetrachloroethene	ug/L	ND	0.50	0.29	07/13/21 11:27	
Toluene	ug/L	ND	0.50	0.48	07/13/21 11:27	
trans-1,2-Dichloroethene	ug/L	ND	0.50	0.40	07/13/21 11:27	
trans-1,3-Dichloropropene	ug/L	ND	0.50	0.36	07/13/21 11:27	
Trichloroethene	ug/L	ND	0.50	0.38	07/13/21 11:27	
Trichlorofluoromethane	ug/L	ND	1.0	0.30	07/13/21 11:27	
Vinyl chloride	ug/L	ND	1.0	0.39	07/13/21 11:27	
1,2-Dichloroethane-d4 (S)	%	102	70-130		07/13/21 11:27	
4-Bromofluorobenzene (S)	%	96	70-130		07/13/21 11:27	
Toluene-d8 (S)	%	100	70-130		07/13/21 11:27	

LABORATORY CONTROL SAMPLE: 3324878

Parameter	Units	Spike Conc.	LCS Result	LCS % Rec	% Rec Limits	Qualifiers
1,1,1,2-Tetrachloroethane	ug/L	50	50.0	100	60-140	
1,1,1-Trichloroethane	ug/L	50	48.3	97	60-140	
1,1,2,2-Tetrachloroethane	ug/L	50	49.0	98	60-140	
1,1,2-Trichloroethane	ug/L	50	48.4	97	60-140	
1,1-Dichloroethane	ug/L	50	46.5	93	60-140	
1,1-Dichloroethene	ug/L	50	42.5	85	60-140	
1,1-Dichloropropene	ug/L	50	45.6	91	60-140	
1,2,3-Trichlorobenzene	ug/L	50	54.2	108	60-140	
1,2,3-Trichloropropane	ug/L	50	46.6	93	60-140	
1,2,4-Trichlorobenzene	ug/L	50	53.5	107	60-140	
1,2,4-Trimethylbenzene	ug/L	50	46.9	94	60-140	
1,2-Dibromo-3-chloropropane	ug/L	50	56.8	114	60-140	
1,2-Dibromoethane (EDB)	ug/L	50	51.2	102	60-140	
1,2-Dichlorobenzene	ug/L	50	47.3	95	60-140	
1,2-Dichloroethane	ug/L	50	43.0	86	60-140	

Results presented on this page are in the units indicated by the "Units" column except where an alternate unit is presented to the right of the result.

REPORT OF LABORATORY ANALYSIS

This report shall not be reproduced, except in full,
without the written consent of Pace Analytical Services, LLC.

Pace Analytical Services, LLC
9800 Kincey Ave. Suite 100
Huntersville, NC 28078
(704)875-9092

QUALITY CONTROL DATA

Project: CPC Huntersville (7/9/21)
Pace Project No.: 92548787

LABORATORY CONTROL SAMPLE: 3324878

Parameter	Units	Spike Conc.	LCS Result	LCS % Rec	% Rec Limits	Qualifiers
1,2-Dichloropropane	ug/L	50	46.0	92	60-140	
1,3,5-Trimethylbenzene	ug/L	50	48.0	96	60-140	
1,3-Dichlorobenzene	ug/L	50	46.8	94	60-140	
1,3-Dichloropropane	ug/L	50	48.3	97	60-140	
1,4-Dichlorobenzene	ug/L	50	48.0	96	60-140	
2,2-Dichloropropane	ug/L	50	49.3	99	60-140	
2-Chlorotoluene	ug/L	50	48.3	97	60-140	
4-Chlorotoluene	ug/L	50	47.2	94	60-140	
Benzene	ug/L	50	44.2	88	60-140	
Bromobenzene	ug/L	50	50.4	101	60-140	
Bromochloromethane	ug/L	50	49.7	99	60-140	
Bromodichloromethane	ug/L	50	47.5	95	60-140	
Bromoform	ug/L	50	54.6	109	60-140	
Bromomethane	ug/L	50	46.7	93	60-140	
Carbon tetrachloride	ug/L	50	46.6	93	60-140	
Chlorobenzene	ug/L	50	46.6	93	60-140	
Chloroethane	ug/L	50	43.4	87	60-140	
Chloroform	ug/L	50	46.2	92	60-140	
Chloromethane	ug/L	50	41.2	82	60-140	
cis-1,2-Dichloroethene	ug/L	50	45.4	91	60-140	
cis-1,3-Dichloropropene	ug/L	50	48.9	98	60-140	
Dibromochloromethane	ug/L	50	52.7	105	60-140	
Dibromomethane	ug/L	50	49.4	99	60-140	
Dichlorodifluoromethane	ug/L	50	39.9	80	60-140	
Diisopropyl ether	ug/L	50	44.1	88	60-140	
Ethylbenzene	ug/L	50	46.1	92	60-140	
Hexachloro-1,3-butadiene	ug/L	50	51.5	103	60-140	
Isopropylbenzene (Cumene)	ug/L	50	48.8	98	60-140	
m&p-Xylene	ug/L	100	93.8	94	60-140	
Methyl-tert-butyl ether	ug/L	50	47.6	95	60-140	
Methylene Chloride	ug/L	50	45.4	91	60-140	
n-Butylbenzene	ug/L	50	44.2	88	60-140	
n-Propylbenzene	ug/L	50	46.5	93	60-140	
Naphthalene	ug/L	50	52.3	105	60-140	
o-Xylene	ug/L	50	47.9	96	60-140	
sec-Butylbenzene	ug/L	50	46.9	94	60-140	
Styrene	ug/L	50	50.2	100	60-140	
tert-Butylbenzene	ug/L	50	40.8	82	60-140	
Tetrachloroethene	ug/L	50	47.9	96	60-140	
Toluene	ug/L	50	44.3	89	60-140	
trans-1,2-Dichloroethene	ug/L	50	45.4	91	60-140	
trans-1,3-Dichloropropene	ug/L	50	49.9	100	60-140	
Trichloroethene	ug/L	50	46.7	93	60-140	
Trichlorofluoromethane	ug/L	50	39.7	79	60-140	
Vinyl chloride	ug/L	50	43.4	87	60-140	
1,2-Dichloroethane-d4 (S)	%			95	70-130	
4-Bromofluorobenzene (S)	%			104	70-130	

Results presented on this page are in the units indicated by the "Units" column except where an alternate unit is presented to the right of the result.

REPORT OF LABORATORY ANALYSIS

This report shall not be reproduced, except in full,
without the written consent of Pace Analytical Services, LLC.

Pace Analytical Services, LLC
9800 Kincey Ave. Suite 100
Huntersville, NC 28078
(704)875-9092

QUALITY CONTROL DATA

Project: CPC Huntersville (7/9/21)
Pace Project No.: 92548787

LABORATORY CONTROL SAMPLE: 3324878

Parameter	Units	Spike Conc.	LCS Result	LCS % Rec	% Rec Limits	Qualifiers
Toluene-d8 (S)	%			100	70-130	

MATRIX SPIKE & MATRIX SPIKE DUPLICATE: 3324879 3324880

Parameter	Units	92548953001 Result	MS Spike Conc.	MSD Spike Conc.	MS Result	MSD Result	MS % Rec	MSD % Rec	% Rec Limits	RPD	Max RPD	Qual
1,1,1,2-Tetrachloroethane	ug/L	ND	20	20	21.5	21.5	107	107	60-140	0	30	
1,1,1-Trichloroethane	ug/L	ND	20	20	22.0	21.2	110	106	60-140	4	30	
1,1,2,2-Tetrachloroethane	ug/L	ND	20	20	21.1	20.7	106	103	60-140	2	30	
1,1,2-Trichloroethane	ug/L	ND	20	20	22.9	21.8	115	109	60-140	5	30	
1,1-Dichloroethane	ug/L	ND	20	20	20.2	19.6	101	98	60-140	3	30	
1,1-Dichloroethene	ug/L	ND	20	20	20.5	19.7	103	99	60-140	4	30	
1,1-Dichloropropene	ug/L	ND	20	20	20.8	19.9	104	99	60-140	5	30	
1,2,3-Trichlorobenzene	ug/L	ND	20	20	22.7	22.3	113	111	60-140	2	30	
1,2,3-Trichloropropane	ug/L	ND	20	20	20.6	20.6	103	103	60-140	0	30	
1,2,4-Trichlorobenzene	ug/L	ND	20	20	21.9	21.5	109	107	60-140	2	30	
1,2,4-Trimethylbenzene	ug/L	ND	20	20	19.3	18.0	97	90	60-140	7	30	
1,2-Dibromo-3-chloropropane	ug/L	ND	20	20	24.0	23.9	120	120	60-140	0	30	
1,2-Dibromoethane (EDB)	ug/L	ND	20	20	21.8	21.0	109	105	60-140	4	30	
1,2-Dichlorobenzene	ug/L	ND	20	20	19.7	19.5	98	98	60-140	1	30	
1,2-Dichloroethane	ug/L	ND	20	20	19.9	18.8	99	94	60-140	5	30	
1,2-Dichloropropane	ug/L	ND	20	20	21.0	20.7	105	104	60-140	1	30	
1,3,5-Trimethylbenzene	ug/L	ND	20	20	20.1	19.3	100	96	60-140	4	30	
1,3-Dichlorobenzene	ug/L	ND	20	20	19.8	19.0	99	95	60-140	4	30	
1,3-Dichloropropane	ug/L	ND	20	20	20.6	19.7	103	99	60-140	5	30	
1,4-Dichlorobenzene	ug/L	ND	20	20	20.2	19.7	101	98	60-140	2	30	
2,2-Dichloropropane	ug/L	ND	20	20	22.6	22.2	113	111	60-140	2	30	
2-Chlorotoluene	ug/L	ND	20	20	19.5	18.2	98	91	60-140	7	30	
4-Chlorotoluene	ug/L	ND	20	20	18.8	18.3	94	91	60-140	3	30	
Benzene	ug/L	ND	20	20	19.7	19.4	99	97	60-140	2	30	
Bromobenzene	ug/L	ND	20	20	20.4	19.9	102	100	60-140	2	30	
Bromochloromethane	ug/L	ND	20	20	21.8	21.0	109	105	60-140	4	30	
Bromodichloromethane	ug/L	ND	20	20	22.4	22.0	112	110	60-140	2	30	
Bromoform	ug/L	ND	20	20	22.2	22.1	111	110	60-140	0	30	
Bromomethane	ug/L	ND	20	20	22.5	21.6	113	108	60-140	4	30	
Carbon tetrachloride	ug/L	ND	20	20	21.8	22.0	109	110	60-140	1	30	
Chlorobenzene	ug/L	ND	20	20	20.6	20.6	103	103	60-140	0	30	
Chloroethane	ug/L	ND	20	20	23.2	20.9	116	105	60-140	10	30	
Chloroform	ug/L	ND	20	20	20.5	20.0	102	100	60-140	2	30	
Chloromethane	ug/L	ND	20	20	18.8	18.2	94	91	60-140	3	30	
cis-1,2-Dichloroethene	ug/L	ND	20	20	19.8	18.7	99	94	60-140	5	30	
cis-1,3-Dichloropropene	ug/L	ND	20	20	22.5	21.5	113	107	60-140	5	30	
Dibromochloromethane	ug/L	ND	20	20	22.1	21.5	110	107	60-140	3	30	
Dibromomethane	ug/L	ND	20	20	23.8	23.2	119	116	60-140	3	30	

Results presented on this page are in the units indicated by the "Units" column except where an alternate unit is presented to the right of the result.

REPORT OF LABORATORY ANALYSIS

This report shall not be reproduced, except in full,
without the written consent of Pace Analytical Services, LLC.

Pace Analytical Services, LLC
9800 Kincey Ave. Suite 100
Huntersville, NC 28078
(704)875-9092

QUALITY CONTROL DATA

Project: CPC Huntersville (7/9/21)
Pace Project No.: 92548787

MATRIX SPIKE & MATRIX SPIKE DUPLICATE: 3324879 3324880

Parameter	Units	92548953001 Result	MS Spike Conc.	MSD Spike Conc.	MS Result	MSD Result	MS % Rec	MSD % Rec	% Rec Limits	RPD	Max RPD	Qual
Dichlorodifluoromethane	ug/L	ND	20	20	21.0	20.2	105	101	60-140	4	30	
Diisopropyl ether	ug/L	ND	20	20	18.3	17.8	91	89	60-140	3	30	
Ethylbenzene	ug/L	ND	20	20	20.4	20.2	102	101	60-140	1	30	
Hexachloro-1,3-butadiene	ug/L	ND	20	20	23.5	22.5	117	112	60-140	4	30	
Isopropylbenzene (Cumene)	ug/L	ND	20	20	21.1	20.9	106	105	60-140	1	30	
m&p-Xylene	ug/L	ND	40	40	39.9	40.1	100	100	60-140	0	30	
Methyl-tert-butyl ether	ug/L	ND	20	20	21.0	20.1	105	101	60-140	4	30	
Methylene Chloride	ug/L	ND	20	20	19.3	18.7	97	93	60-140	3	30	
n-Butylbenzene	ug/L	ND	20	20	20.1	19.7	101	99	60-140	2	30	
n-Propylbenzene	ug/L	ND	20	20	19.7	18.9	98	95	60-140	4	30	
Naphthalene	ug/L	ND	20	20	20.8	20.2	104	101	60-140	3	30	
o-Xylene	ug/L	ND	20	20	20.1	20.1	101	101	60-140	0	30	
sec-Butylbenzene	ug/L	ND	20	20	20.0	19.2	100	96	60-140	4	30	
Styrene	ug/L	ND	20	20	20.6	20.3	103	101	60-140	1	30	
tert-Butylbenzene	ug/L	ND	20	20	17.1	17.0	86	85	60-140	1	30	
Tetrachloroethene	ug/L	ND	20	20	20.9	20.8	104	104	60-140	0	30	
Toluene	ug/L	ND	20	20	21.8	20.3	109	102	60-140	7	30	
trans-1,2-Dichloroethene	ug/L	ND	20	20	20.7	19.6	103	98	60-140	6	30	
trans-1,3-Dichloropropene	ug/L	ND	20	20	22.7	22.4	113	112	60-140	1	30	
Trichloroethene	ug/L	ND	20	20	22.3	22.2	112	111	60-140	1	30	
Trichlorofluoromethane	ug/L	ND	20	20	22.1	20.8	110	104	60-140	6	30	
Vinyl chloride	ug/L	ND	20	20	20.0	19.6	100	98	60-140	2	30	
1,2-Dichloroethane-d4 (S)	%						101	97	70-130			
4-Bromofluorobenzene (S)	%						98	97	70-130			
Toluene-d8 (S)	%						104	101	70-130			

Results presented on this page are in the units indicated by the "Units" column except where an alternate unit is presented to the right of the result.

REPORT OF LABORATORY ANALYSIS

This report shall not be reproduced, except in full,
without the written consent of Pace Analytical Services, LLC.

Pace Analytical Services, LLC
9800 Kincey Ave. Suite 100
Huntersville, NC 28078
(704)875-9092

QUALITY CONTROL DATA

Project: CPC Huntersville (7/9/21)
Pace Project No.: 92548787

QC Batch: 633286
QC Batch Method: SM 6200B
Analysis Method: SM 6200B
Analysis Description: 6200B MSV
Laboratory: Pace Analytical Services - Charlotte
Associated Lab Samples: 92548787024, 92548787025

METHOD BLANK: 3326300 Matrix: Water
Associated Lab Samples: 92548787024, 92548787025

Parameter	Units	Blank Result	Reporting Limit	MDL	Analyzed	Qualifiers
1,1,1,2-Tetrachloroethane	ug/L	ND	0.50	0.31	07/14/21 12:45	
1,1,1-Trichloroethane	ug/L	ND	0.50	0.33	07/14/21 12:45	
1,1,2,2-Tetrachloroethane	ug/L	ND	0.50	0.22	07/14/21 12:45	
1,1,2-Trichloroethane	ug/L	ND	0.50	0.32	07/14/21 12:45	
1,1-Dichloroethane	ug/L	ND	0.50	0.37	07/14/21 12:45	
1,1-Dichloroethene	ug/L	ND	0.50	0.35	07/14/21 12:45	
1,1-Dichloropropene	ug/L	ND	0.50	0.43	07/14/21 12:45	
1,2,3-Trichlorobenzene	ug/L	ND	2.0	0.81	07/14/21 12:45	
1,2,3-Trichloropropane	ug/L	ND	0.50	0.26	07/14/21 12:45	
1,2,4-Trichlorobenzene	ug/L	ND	2.0	0.64	07/14/21 12:45	
1,2,4-Trimethylbenzene	ug/L	ND	0.50	0.50	07/14/21 12:45	
1,2-Dibromo-3-chloropropane	ug/L	ND	1.0	0.34	07/14/21 12:45	
1,2-Dibromoethane (EDB)	ug/L	ND	0.50	0.27	07/14/21 12:45	
1,2-Dichlorobenzene	ug/L	ND	0.50	0.34	07/14/21 12:45	
1,2-Dichloroethane	ug/L	ND	0.50	0.32	07/14/21 12:45	
1,2-Dichloropropane	ug/L	ND	0.50	0.36	07/14/21 12:45	
1,3,5-Trimethylbenzene	ug/L	ND	0.50	0.33	07/14/21 12:45	
1,3-Dichlorobenzene	ug/L	ND	0.50	0.34	07/14/21 12:45	
1,3-Dichloropropane	ug/L	ND	0.50	0.28	07/14/21 12:45	
1,4-Dichlorobenzene	ug/L	ND	0.50	0.33	07/14/21 12:45	
2,2-Dichloropropane	ug/L	ND	0.50	0.39	07/14/21 12:45	
2-Chlorotoluene	ug/L	ND	0.50	0.32	07/14/21 12:45	
4-Chlorotoluene	ug/L	ND	0.50	0.32	07/14/21 12:45	
Benzene	ug/L	ND	0.50	0.34	07/14/21 12:45	
Bromobenzene	ug/L	ND	0.50	0.29	07/14/21 12:45	
Bromochloromethane	ug/L	ND	0.50	0.47	07/14/21 12:45	
Bromodichloromethane	ug/L	ND	0.50	0.31	07/14/21 12:45	
Bromoform	ug/L	ND	0.50	0.34	07/14/21 12:45	
Bromomethane	ug/L	ND	5.0	1.7	07/14/21 12:45	
Carbon tetrachloride	ug/L	ND	0.50	0.33	07/14/21 12:45	
Chlorobenzene	ug/L	ND	0.50	0.28	07/14/21 12:45	
Chloroethane	ug/L	ND	1.0	0.65	07/14/21 12:45	
Chloroform	ug/L	ND	0.50	0.35	07/14/21 12:45	
Chloromethane	ug/L	ND	1.0	0.54	07/14/21 12:45	
cis-1,2-Dichloroethene	ug/L	ND	0.50	0.38	07/14/21 12:45	
cis-1,3-Dichloropropene	ug/L	ND	0.50	0.36	07/14/21 12:45	
Dibromochloromethane	ug/L	ND	0.50	0.36	07/14/21 12:45	
Dibromomethane	ug/L	ND	0.50	0.39	07/14/21 12:45	
Dichlorodifluoromethane	ug/L	ND	0.50	0.35	07/14/21 12:45	
Diisopropyl ether	ug/L	ND	0.50	0.31	07/14/21 12:45	

Results presented on this page are in the units indicated by the "Units" column except where an alternate unit is presented to the right of the result.

REPORT OF LABORATORY ANALYSIS

This report shall not be reproduced, except in full,
without the written consent of Pace Analytical Services, LLC.

Pace Analytical Services, LLC
9800 Kincey Ave. Suite 100
Huntersville, NC 28078
(704)875-9092

QUALITY CONTROL DATA

Project: CPC Huntersville (7/9/21)
Pace Project No.: 92548787

METHOD BLANK: 3326300 Matrix: Water
Associated Lab Samples: 92548787024, 92548787025

Parameter	Units	Blank Result	Reporting Limit	MDL	Analyzed	Qualifiers
Ethylbenzene	ug/L	ND	0.50	0.30	07/14/21 12:45	
Hexachloro-1,3-butadiene	ug/L	ND	2.0	1.5	07/14/21 12:45	
Isopropylbenzene (Cumene)	ug/L	ND	0.50	0.33	07/14/21 12:45	
m&p-Xylene	ug/L	ND	1.0	0.71	07/14/21 12:45	
Methyl-tert-butyl ether	ug/L	ND	0.50	0.42	07/14/21 12:45	
Methylene Chloride	ug/L	ND	2.0	2.0	07/14/21 12:45	
n-Butylbenzene	ug/L	ND	0.50	0.49	07/14/21 12:45	
n-Propylbenzene	ug/L	ND	0.50	0.34	07/14/21 12:45	
Naphthalene	ug/L	ND	2.0	0.64	07/14/21 12:45	
o-Xylene	ug/L	ND	0.50	0.34	07/14/21 12:45	
sec-Butylbenzene	ug/L	ND	0.50	0.40	07/14/21 12:45	
Styrene	ug/L	ND	0.50	0.29	07/14/21 12:45	
tert-Butylbenzene	ug/L	ND	0.50	0.32	07/14/21 12:45	
Tetrachloroethene	ug/L	ND	0.50	0.29	07/14/21 12:45	
Toluene	ug/L	ND	0.50	0.48	07/14/21 12:45	
trans-1,2-Dichloroethene	ug/L	ND	0.50	0.40	07/14/21 12:45	
trans-1,3-Dichloropropene	ug/L	ND	0.50	0.36	07/14/21 12:45	
Trichloroethene	ug/L	ND	0.50	0.38	07/14/21 12:45	
Trichlorofluoromethane	ug/L	ND	1.0	0.30	07/14/21 12:45	
Vinyl chloride	ug/L	ND	1.0	0.39	07/14/21 12:45	
1,2-Dichloroethane-d4 (S)	%	101	70-130		07/14/21 12:45	
4-Bromofluorobenzene (S)	%	95	70-130		07/14/21 12:45	
Toluene-d8 (S)	%	101	70-130		07/14/21 12:45	

LABORATORY CONTROL SAMPLE: 3326301

Parameter	Units	Spike Conc.	LCS Result	LCS % Rec	% Rec Limits	Qualifiers
1,1,1,2-Tetrachloroethane	ug/L	50	49.6	99	60-140	
1,1,1-Trichloroethane	ug/L	50	49.6	99	60-140	
1,1,2,2-Tetrachloroethane	ug/L	50	49.9	100	60-140	
1,1,2-Trichloroethane	ug/L	50	50.7	101	60-140	
1,1-Dichloroethane	ug/L	50	46.5	93	60-140	
1,1-Dichloroethene	ug/L	50	45.4	91	60-140	
1,1-Dichloropropene	ug/L	50	47.0	94	60-140	
1,2,3-Trichlorobenzene	ug/L	50	54.0	108	60-140	
1,2,3-Trichloropropane	ug/L	50	48.4	97	60-140	
1,2,4-Trichlorobenzene	ug/L	50	53.3	107	60-140	
1,2,4-Trimethylbenzene	ug/L	50	47.0	94	60-140	
1,2-Dibromo-3-chloropropane	ug/L	50	58.6	117	60-140	
1,2-Dibromoethane (EDB)	ug/L	50	52.5	105	60-140	
1,2-Dichlorobenzene	ug/L	50	47.8	96	60-140	
1,2-Dichloroethane	ug/L	50	44.5	89	60-140	
1,2-Dichloropropane	ug/L	50	48.4	97	60-140	
1,3,5-Trimethylbenzene	ug/L	50	47.6	95	60-140	

Results presented on this page are in the units indicated by the "Units" column except where an alternate unit is presented to the right of the result.

REPORT OF LABORATORY ANALYSIS

This report shall not be reproduced, except in full,
without the written consent of Pace Analytical Services, LLC.

Pace Analytical Services, LLC
9800 Kincey Ave. Suite 100
Huntersville, NC 28078
(704)875-9092

QUALITY CONTROL DATA

Project: CPC Huntersville (7/9/21)
Pace Project No.: 92548787

LABORATORY CONTROL SAMPLE: 3326301

Parameter	Units	Spike Conc.	LCS Result	LCS % Rec	% Rec Limits	Qualifiers
1,3-Dichlorobenzene	ug/L	50	50.3	101	60-140	
1,3-Dichloropropane	ug/L	50	48.5	97	60-140	
1,4-Dichlorobenzene	ug/L	50	51.6	103	60-140	
2,2-Dichloropropane	ug/L	50	50.6	101	60-140	
2-Chlorotoluene	ug/L	50	47.1	94	60-140	
4-Chlorotoluene	ug/L	50	46.8	94	60-140	
Benzene	ug/L	50	46.5	93	60-140	
Bromobenzene	ug/L	50	49.9	100	60-140	
Bromochloromethane	ug/L	50	51.2	102	60-140	
Bromodichloromethane	ug/L	50	50.4	101	60-140	
Bromoform	ug/L	50	55.5	111	60-140	
Bromomethane	ug/L	50	49.6	99	60-140	
Carbon tetrachloride	ug/L	50	49.8	100	60-140	
Chlorobenzene	ug/L	50	49.2	98	60-140	
Chloroethane	ug/L	50	46.7	93	60-140	
Chloroform	ug/L	50	47.3	95	60-140	
Chloromethane	ug/L	50	42.0	84	60-140	
cis-1,2-Dichloroethene	ug/L	50	46.1	92	60-140	
cis-1,3-Dichloropropene	ug/L	50	48.8	98	60-140	
Dibromochloromethane	ug/L	50	53.4	107	60-140	
Dibromomethane	ug/L	50	54.0	108	60-140	
Dichlorodifluoromethane	ug/L	50	43.5	87	60-140	
Diisopropyl ether	ug/L	50	42.8	86	60-140	
Ethylbenzene	ug/L	50	45.7	91	60-140	
Hexachloro-1,3-butadiene	ug/L	50	50.5	101	60-140	
Isopropylbenzene (Cumene)	ug/L	50	49.9	100	60-140	
m&p-Xylene	ug/L	100	91.5	91	60-140	
Methyl-tert-butyl ether	ug/L	50	49.5	99	60-140	
Methylene Chloride	ug/L	50	45.0	90	60-140	
n-Butylbenzene	ug/L	50	44.5	89	60-140	
n-Propylbenzene	ug/L	50	45.5	91	60-140	
Naphthalene	ug/L	50	52.4	105	60-140	
o-Xylene	ug/L	50	47.9	96	60-140	
sec-Butylbenzene	ug/L	50	46.9	94	60-140	
Styrene	ug/L	50	50.0	100	60-140	
tert-Butylbenzene	ug/L	50	41.3	83	60-140	
Tetrachloroethene	ug/L	50	48.0	96	60-140	
Toluene	ug/L	50	44.6	89	60-140	
trans-1,2-Dichloroethene	ug/L	50	45.7	91	60-140	
trans-1,3-Dichloropropene	ug/L	50	51.3	103	60-140	
Trichloroethene	ug/L	50	50.0	100	60-140	
Trichlorofluoromethane	ug/L	50	42.3	85	60-140	
Vinyl chloride	ug/L	50	44.8	90	60-140	
1,2-Dichloroethane-d4 (S)	%			94	70-130	
4-Bromofluorobenzene (S)	%			95	70-130	
Toluene-d8 (S)	%			94	70-130	

Results presented on this page are in the units indicated by the "Units" column except where an alternate unit is presented to the right of the result.

REPORT OF LABORATORY ANALYSIS

This report shall not be reproduced, except in full,
without the written consent of Pace Analytical Services, LLC.

Pace Analytical Services, LLC
9800 Kincey Ave. Suite 100
Huntersville, NC 28078
(704)875-9092

QUALITY CONTROL DATA

Project: CPC Huntersville (7/9/21)
Pace Project No.: 92548787

MATRIX SPIKE & MATRIX SPIKE DUPLICATE: 3326302 3326303

Parameter	Units	92548940001 Result	MS Spike Conc.	MSD Spike Conc.	MS Result	MSD Result	MS % Rec	MSD % Rec	% Rec Limits	RPD	Max RPD	Qual
1,1,1,2-Tetrachloroethane	ug/L	ND	20	20	21.5	21.8	107	109	60-140	2	30	
1,1,1-Trichloroethane	ug/L	ND	20	20	20.5	20.7	103	104	60-140	1	30	
1,1,2,2-Tetrachloroethane	ug/L	ND	20	20	20.7	20.2	103	101	60-140	2	30	
1,1,2-Trichloroethane	ug/L	ND	20	20	21.0	21.1	105	105	60-140	0	30	
1,1-Dichloroethane	ug/L	ND	20	20	18.7	19.1	94	95	60-140	2	30	
1,1-Dichloroethene	ug/L	ND	20	20	19.4	19.4	97	97	60-140	0	30	
1,1-Dichloropropene	ug/L	ND	20	20	19.7	20.2	99	101	60-140	2	30	
1,2,3-Trichlorobenzene	ug/L	ND	20	20	26.2	23.0	131	115	60-140	13	30	
1,2,3-Trichloropropane	ug/L	ND	20	20	19.1	19.6	95	98	60-140	2	30	
1,2,4-Trichlorobenzene	ug/L	ND	20	20	24.6	22.8	123	114	60-140	8	30	
1,2,4-Trimethylbenzene	ug/L	ND	20	20	19.5	18.9	97	94	60-140	3	30	
1,2-Dibromo-3-chloropropane	ug/L	ND	20	20	25.1	23.5	126	117	60-140	7	30	
1,2-Dibromoethane (EDB)	ug/L	ND	20	20	21.9	22.0	109	110	60-140	0	30	
1,2-Dichlorobenzene	ug/L	ND	20	20	20.6	19.7	103	98	60-140	5	30	
1,2-Dichloroethane	ug/L	ND	20	20	18.2	18.7	91	94	60-140	2	30	
1,2-Dichloropropane	ug/L	ND	20	20	19.3	19.7	96	98	60-140	2	30	
1,3,5-Trimethylbenzene	ug/L	ND	20	20	20.2	19.8	101	99	60-140	2	30	
1,3-Dichlorobenzene	ug/L	ND	20	20	20.5	19.6	102	98	60-140	4	30	
1,3-Dichloropropane	ug/L	ND	20	20	19.9	20.0	100	100	60-140	0	30	
1,4-Dichlorobenzene	ug/L	ND	20	20	21.4	20.3	107	101	60-140	5	30	
2,2-Dichloropropane	ug/L	ND	20	20	22.0	22.1	110	111	60-140	1	30	
2-Chlorotoluene	ug/L	ND	20	20	19.5	19.2	98	96	60-140	2	30	
4-Chlorotoluene	ug/L	ND	20	20	18.7	18.4	94	92	60-140	2	30	
Benzene	ug/L	ND	20	20	19.4	19.7	97	99	60-140	2	30	
Bromobenzene	ug/L	ND	20	20	21.0	20.7	105	104	60-140	2	30	
Bromochloromethane	ug/L	ND	20	20	21.1	21.4	106	107	60-140	2	30	
Bromodichloromethane	ug/L	ND	20	20	21.4	21.2	107	106	60-140	1	30	
Bromoform	ug/L	ND	20	20	23.1	23.3	116	117	60-140	1	30	
Bromomethane	ug/L	ND	20	20	23.5	23.3	118	116	60-140	1	30	
Carbon tetrachloride	ug/L	ND	20	20	22.3	22.8	111	114	60-140	2	30	
Chlorobenzene	ug/L	ND	20	20	20.4	20.7	102	103	60-140	1	30	
Chloroethane	ug/L	ND	20	20	21.3	21.4	106	107	60-140	1	30	
Chloroform	ug/L	ND	20	20	19.6	20.0	98	100	60-140	2	30	
Chloromethane	ug/L	ND	20	20	17.7	17.5	89	88	60-140	1	30	
cis-1,2-Dichloroethene	ug/L	ND	20	20	18.9	19.1	94	96	60-140	1	30	
cis-1,3-Dichloropropene	ug/L	ND	20	20	21.1	21.1	105	105	60-140	0	30	
Dibromochloromethane	ug/L	ND	20	20	22.0	22.2	110	111	60-140	1	30	
Dibromomethane	ug/L	ND	20	20	22.8	22.9	114	115	60-140	0	30	
Dichlorodifluoromethane	ug/L	ND	20	20	18.3	18.3	91	92	60-140	0	30	
Diisopropyl ether	ug/L	ND	20	20	17.2	16.9	86	85	60-140	1	30	
Ethylbenzene	ug/L	ND	20	20	20.0	20.1	100	101	60-140	1	30	
Hexachloro-1,3-butadiene	ug/L	ND	20	20	25.3	24.2	127	121	60-140	4	30	
Isopropylbenzene (Cumene)	ug/L	ND	20	20	20.9	20.8	105	104	60-140	0	30	
m&p-Xylene	ug/L	ND	40	40	39.5	40.1	99	100	60-140	2	30	

Results presented on this page are in the units indicated by the "Units" column except where an alternate unit is presented to the right of the result.

REPORT OF LABORATORY ANALYSIS

This report shall not be reproduced, except in full,
without the written consent of Pace Analytical Services, LLC.

Pace Analytical Services, LLC
9800 Kincey Ave. Suite 100
Huntersville, NC 28078
(704)875-9092

QUALITY CONTROL DATA

Project: CPC Huntersville (7/9/21)
Pace Project No.: 92548787

MATRIX SPIKE & MATRIX SPIKE DUPLICATE: 3326302 3326303

Parameter	Units	92548940001 Result	MS Spike Conc.	MSD Spike Conc.	MS Result	MSD Result	MS % Rec	MSD % Rec	% Rec Limits	RPD	Max RPD	Qual
Methyl-tert-butyl ether	ug/L	ND	20	20	20.1	19.7	100	99	60-140	2	30	
Methylene Chloride	ug/L	ND	20	20	18.0	17.7	90	89	60-140	2	30	
n-Butylbenzene	ug/L	ND	20	20	21.0	19.9	105	99	60-140	5	30	
n-Propylbenzene	ug/L	ND	20	20	19.7	19.2	99	96	60-140	3	30	
Naphthalene	ug/L	ND	20	20	24.1	21.4	119	106	60-140	12	30	
o-Xylene	ug/L	ND	20	20	20.0	20.1	100	100	60-140	1	30	
sec-Butylbenzene	ug/L	ND	20	20	20.4	19.7	102	99	60-140	4	30	
Styrene	ug/L	ND	20	20	20.1	20.4	101	102	60-140	2	30	
tert-Butylbenzene	ug/L	ND	20	20	17.8	17.4	89	87	60-140	2	30	
Tetrachloroethene	ug/L	ND	20	20	21.2	22.0	106	110	60-140	4	30	
Toluene	ug/L	ND	20	20	19.5	19.6	98	98	60-140	0	30	
trans-1,2-Dichloroethene	ug/L	ND	20	20	19.3	19.0	97	95	60-140	2	30	
trans-1,3-Dichloropropene	ug/L	ND	20	20	21.8	21.4	109	107	60-140	2	30	
Trichloroethene	ug/L	ND	20	20	21.8	22.3	109	111	60-140	2	30	
Trichlorofluoromethane	ug/L	ND	20	20	20.7	20.6	103	103	60-140	0	30	
Vinyl chloride	ug/L	ND	20	20	18.7	18.7	93	93	60-140	0	30	
1,2-Dichloroethane-d4 (S)	%						98	97	70-130			
4-Bromofluorobenzene (S)	%						96	96	70-130			
Toluene-d8 (S)	%						99	98	70-130			

Results presented on this page are in the units indicated by the "Units" column except where an alternate unit is presented to the right of the result.

REPORT OF LABORATORY ANALYSIS

This report shall not be reproduced, except in full,
without the written consent of Pace Analytical Services, LLC.

Pace Analytical Services, LLC
9800 Kincey Ave. Suite 100
Huntersville, NC 28078
(704)875-9092

QUALITY CONTROL DATA

Project: CPC Huntersville (7/9/21)
Pace Project No.: 92548787

QC Batch: 633386
QC Batch Method: SM 6200B
Analysis Method: SM 6200B
Analysis Description: 6200B MSV
Laboratory: Pace Analytical Services - Charlotte

Associated Lab Samples: 92548787010

METHOD BLANK: 3326976 Matrix: Water
Associated Lab Samples: 92548787010

Parameter	Units	Blank Result	Reporting Limit	MDL	Analyzed	Qualifiers
1,1,1,2-Tetrachloroethane	ug/L	ND	0.50	0.31	07/14/21 22:58	
1,1,1-Trichloroethane	ug/L	ND	0.50	0.33	07/14/21 22:58	
1,1,2,2-Tetrachloroethane	ug/L	ND	0.50	0.22	07/14/21 22:58	
1,1,2-Trichloroethane	ug/L	ND	0.50	0.32	07/14/21 22:58	
1,1-Dichloroethane	ug/L	ND	0.50	0.37	07/14/21 22:58	
1,1-Dichloroethene	ug/L	ND	0.50	0.35	07/14/21 22:58	
1,1-Dichloropropene	ug/L	ND	0.50	0.43	07/14/21 22:58	
1,2,3-Trichlorobenzene	ug/L	ND	2.0	0.81	07/14/21 22:58	
1,2,3-Trichloropropane	ug/L	ND	0.50	0.26	07/14/21 22:58	
1,2,4-Trichlorobenzene	ug/L	ND	2.0	0.64	07/14/21 22:58	
1,2,4-Trimethylbenzene	ug/L	ND	0.50	0.50	07/14/21 22:58	
1,2-Dibromo-3-chloropropane	ug/L	ND	1.0	0.34	07/14/21 22:58	
1,2-Dibromoethane (EDB)	ug/L	ND	0.50	0.27	07/14/21 22:58	
1,2-Dichlorobenzene	ug/L	ND	0.50	0.34	07/14/21 22:58	
1,2-Dichloroethane	ug/L	ND	0.50	0.32	07/14/21 22:58	
1,2-Dichloropropane	ug/L	ND	0.50	0.36	07/14/21 22:58	
1,3,5-Trimethylbenzene	ug/L	ND	0.50	0.33	07/14/21 22:58	
1,3-Dichlorobenzene	ug/L	ND	0.50	0.34	07/14/21 22:58	
1,3-Dichloropropane	ug/L	ND	0.50	0.28	07/14/21 22:58	
1,4-Dichlorobenzene	ug/L	ND	0.50	0.33	07/14/21 22:58	
2,2-Dichloropropane	ug/L	ND	0.50	0.39	07/14/21 22:58	
2-Chlorotoluene	ug/L	ND	0.50	0.32	07/14/21 22:58	
4-Chlorotoluene	ug/L	ND	0.50	0.32	07/14/21 22:58	
Benzene	ug/L	ND	0.50	0.34	07/14/21 22:58	
Bromobenzene	ug/L	ND	0.50	0.29	07/14/21 22:58	
Bromochloromethane	ug/L	ND	0.50	0.47	07/14/21 22:58	
Bromodichloromethane	ug/L	ND	0.50	0.31	07/14/21 22:58	
Bromoform	ug/L	ND	0.50	0.34	07/14/21 22:58	
Bromomethane	ug/L	ND	5.0	1.7	07/14/21 22:58	
Carbon tetrachloride	ug/L	ND	0.50	0.33	07/14/21 22:58	
Chlorobenzene	ug/L	ND	0.50	0.28	07/14/21 22:58	
Chloroethane	ug/L	ND	1.0	0.65	07/14/21 22:58	
Chloroform	ug/L	ND	0.50	0.35	07/14/21 22:58	
Chloromethane	ug/L	ND	1.0	0.54	07/14/21 22:58	
cis-1,2-Dichloroethene	ug/L	ND	0.50	0.38	07/14/21 22:58	
cis-1,3-Dichloropropene	ug/L	ND	0.50	0.36	07/14/21 22:58	
Dibromochloromethane	ug/L	ND	0.50	0.36	07/14/21 22:58	
Dibromomethane	ug/L	ND	0.50	0.39	07/14/21 22:58	
Dichlorodifluoromethane	ug/L	ND	0.50	0.35	07/14/21 22:58	
Diisopropyl ether	ug/L	ND	0.50	0.31	07/14/21 22:58	

Results presented on this page are in the units indicated by the "Units" column except where an alternate unit is presented to the right of the result.

REPORT OF LABORATORY ANALYSIS

This report shall not be reproduced, except in full,
without the written consent of Pace Analytical Services, LLC.

Pace Analytical Services, LLC
9800 Kincey Ave. Suite 100
Huntersville, NC 28078
(704)875-9092

QUALITY CONTROL DATA

Project: CPC Huntersville (7/9/21)
Pace Project No.: 92548787

METHOD BLANK: 3326976 Matrix: Water
Associated Lab Samples: 92548787010

Parameter	Units	Blank Result	Reporting Limit	MDL	Analyzed	Qualifiers
Ethylbenzene	ug/L	ND	0.50	0.30	07/14/21 22:58	
Hexachloro-1,3-butadiene	ug/L	ND	2.0	1.5	07/14/21 22:58	
Isopropylbenzene (Cumene)	ug/L	ND	0.50	0.33	07/14/21 22:58	
m&p-Xylene	ug/L	ND	1.0	0.71	07/14/21 22:58	
Methyl-tert-butyl ether	ug/L	ND	0.50	0.42	07/14/21 22:58	
Methylene Chloride	ug/L	ND	2.0	2.0	07/14/21 22:58	
n-Butylbenzene	ug/L	ND	0.50	0.49	07/14/21 22:58	
n-Propylbenzene	ug/L	ND	0.50	0.34	07/14/21 22:58	
Naphthalene	ug/L	ND	2.0	0.64	07/14/21 22:58	
o-Xylene	ug/L	ND	0.50	0.34	07/14/21 22:58	
sec-Butylbenzene	ug/L	ND	0.50	0.40	07/14/21 22:58	
Styrene	ug/L	ND	0.50	0.29	07/14/21 22:58	
tert-Butylbenzene	ug/L	ND	0.50	0.32	07/14/21 22:58	
Tetrachloroethene	ug/L	ND	0.50	0.29	07/14/21 22:58	
Toluene	ug/L	ND	0.50	0.48	07/14/21 22:58	
trans-1,2-Dichloroethene	ug/L	ND	0.50	0.40	07/14/21 22:58	
trans-1,3-Dichloropropene	ug/L	ND	0.50	0.36	07/14/21 22:58	
Trichloroethene	ug/L	ND	0.50	0.38	07/14/21 22:58	
Trichlorofluoromethane	ug/L	ND	1.0	0.30	07/14/21 22:58	
Vinyl chloride	ug/L	ND	1.0	0.39	07/14/21 22:58	
1,2-Dichloroethane-d4 (S)	%	98	70-130		07/14/21 22:58	
4-Bromofluorobenzene (S)	%	90	70-130		07/14/21 22:58	
Toluene-d8 (S)	%	98	70-130		07/14/21 22:58	

LABORATORY CONTROL SAMPLE: 3326977

Parameter	Units	Spike Conc.	LCS Result	LCS % Rec	% Rec Limits	Qualifiers
1,1,1,2-Tetrachloroethane	ug/L	50	49.6	99	60-140	
1,1,1-Trichloroethane	ug/L	50	46.3	93	60-140	
1,1,2,2-Tetrachloroethane	ug/L	50	48.9	98	60-140	
1,1,2-Trichloroethane	ug/L	50	50.5	101	60-140	
1,1-Dichloroethane	ug/L	50	43.2	86	60-140	
1,1-Dichloroethene	ug/L	50	41.7	83	60-140	
1,1-Dichloropropene	ug/L	50	44.5	89	60-140	
1,2,3-Trichlorobenzene	ug/L	50	52.0	104	60-140	
1,2,3-Trichloropropane	ug/L	50	46.7	93	60-140	
1,2,4-Trichlorobenzene	ug/L	50	50.5	101	60-140	
1,2,4-Trimethylbenzene	ug/L	50	44.4	89	60-140	
1,2-Dibromo-3-chloropropane	ug/L	50	55.2	110	60-140	
1,2-Dibromoethane (EDB)	ug/L	50	49.9	100	60-140	
1,2-Dichlorobenzene	ug/L	50	48.1	96	60-140	
1,2-Dichloroethane	ug/L	50	42.4	85	60-140	
1,2-Dichloropropane	ug/L	50	45.9	92	60-140	
1,3,5-Trimethylbenzene	ug/L	50	45.7	91	60-140	

Results presented on this page are in the units indicated by the "Units" column except where an alternate unit is presented to the right of the result.

REPORT OF LABORATORY ANALYSIS

This report shall not be reproduced, except in full,
without the written consent of Pace Analytical Services, LLC.

Pace Analytical Services, LLC
9800 Kincey Ave. Suite 100
Huntersville, NC 28078
(704)875-9092

QUALITY CONTROL DATA

Project: CPC Huntersville (7/9/21)
Pace Project No.: 92548787

LABORATORY CONTROL SAMPLE: 3326977

Parameter	Units	Spike Conc.	LCS Result	LCS % Rec	% Rec Limits	Qualifiers
1,3-Dichlorobenzene	ug/L	50	47.2	94	60-140	
1,3-Dichloropropane	ug/L	50	46.1	92	60-140	
1,4-Dichlorobenzene	ug/L	50	49.7	99	60-140	
2,2-Dichloropropane	ug/L	50	48.4	97	60-140	
2-Chlorotoluene	ug/L	50	46.7	93	60-140	
4-Chlorotoluene	ug/L	50	43.6	87	60-140	
Benzene	ug/L	50	44.4	89	60-140	
Bromobenzene	ug/L	50	49.3	99	60-140	
Bromochloromethane	ug/L	50	48.6	97	60-140	
Bromodichloromethane	ug/L	50	50.8	102	60-140	
Bromoform	ug/L	50	55.8	112	60-140	
Bromomethane	ug/L	50	45.9	92	60-140	
Carbon tetrachloride	ug/L	50	48.5	97	60-140	
Chlorobenzene	ug/L	50	46.6	93	60-140	
Chloroethane	ug/L	50	44.1	88	60-140	
Chloroform	ug/L	50	45.8	92	60-140	
Chloromethane	ug/L	50	36.1	72	60-140	
cis-1,2-Dichloroethene	ug/L	50	42.4	85	60-140	
cis-1,3-Dichloropropene	ug/L	50	50.7	101	60-140	
Dibromochloromethane	ug/L	50	53.0	106	60-140	
Dibromomethane	ug/L	50	50.9	102	60-140	
Dichlorodifluoromethane	ug/L	50	38.4	77	60-140	
Diisopropyl ether	ug/L	50	40.0	80	60-140	
Ethylbenzene	ug/L	50	45.2	90	60-140	
Hexachloro-1,3-butadiene	ug/L	50	48.9	98	60-140	
Isopropylbenzene (Cumene)	ug/L	50	47.4	95	60-140	
m&p-Xylene	ug/L	100	91.5	92	60-140	
Methyl-tert-butyl ether	ug/L	50	45.8	92	60-140	
Methylene Chloride	ug/L	50	43.1	86	60-140	
n-Butylbenzene	ug/L	50	45.4	91	60-140	
n-Propylbenzene	ug/L	50	44.7	89	60-140	
Naphthalene	ug/L	50	50.4	101	60-140	
o-Xylene	ug/L	50	47.6	95	60-140	
sec-Butylbenzene	ug/L	50	44.5	89	60-140	
Styrene	ug/L	50	50.4	101	60-140	
tert-Butylbenzene	ug/L	50	38.6	77	60-140	
Tetrachloroethene	ug/L	50	48.6	97	60-140	
Toluene	ug/L	50	46.4	93	60-140	
trans-1,2-Dichloroethene	ug/L	50	43.5	87	60-140	
trans-1,3-Dichloropropene	ug/L	50	52.5	105	60-140	
Trichloroethene	ug/L	50	49.3	99	60-140	
Trichlorofluoromethane	ug/L	50	41.7	83	60-140	
Vinyl chloride	ug/L	50	39.7	79	60-140	
1,2-Dichloroethane-d4 (S)	%			92	70-130	
4-Bromofluorobenzene (S)	%			100	70-130	
Toluene-d8 (S)	%			102	70-130	

Results presented on this page are in the units indicated by the "Units" column except where an alternate unit is presented to the right of the result.

REPORT OF LABORATORY ANALYSIS

This report shall not be reproduced, except in full,
without the written consent of Pace Analytical Services, LLC.

Pace Analytical Services, LLC
9800 Kincey Ave. Suite 100
Huntersville, NC 28078
(704)875-9092

QUALITY CONTROL DATA

Project: CPC Huntersville (7/9/21)
Pace Project No.: 92548787

MATRIX SPIKE & MATRIX SPIKE DUPLICATE: 3326978 3326979

Parameter	Units	92549449001 Result	MS Spike Conc.	MSD Spike Conc.	MS Result	MSD Result	MS % Rec	MSD % Rec	% Rec Limits	RPD	Max RPD	Qual
1,1,1,2-Tetrachloroethane	ug/L	ND	500	500	543	531	109	106	60-140	2	30	
1,1,1-Trichloroethane	ug/L	ND	500	500	532	520	106	104	60-140	2	30	
1,1,2,2-Tetrachloroethane	ug/L	ND	500	500	490	496	98	99	60-140	1	30	
1,1,2-Trichloroethane	ug/L	ND	500	500	540	528	108	106	60-140	2	30	
1,1-Dichloroethane	ug/L	ND	500	500	489	475	98	95	60-140	3	30	
1,1-Dichloroethene	ug/L	ND	500	500	496	486	99	97	60-140	2	30	
1,1-Dichloropropene	ug/L	ND	500	500	509	492	102	98	60-140	3	30	
1,2,3-Trichlorobenzene	ug/L	ND	500	500	481	514	96	103	60-140	7	30	
1,2,3-Trichloropropane	ug/L	ND	500	500	484	482	97	96	60-140	0	30	
1,2,4-Trichlorobenzene	ug/L	ND	500	500	483	507	97	101	60-140	5	30	
1,2,4-Trimethylbenzene	ug/L	627	500	500	1080	1070	90	89	60-140	0	30	
1,2-Dibromo-3-chloropropane	ug/L	ND	500	500	546	582	109	116	60-140	6	30	
1,2-Dibromoethane (EDB)	ug/L	ND	500	500	541	522	108	104	60-140	4	30	
1,2-Dichlorobenzene	ug/L	ND	500	500	485	481	97	96	60-140	1	30	
1,2-Dichloroethane	ug/L	ND	500	500	469	458	94	92	60-140	2	30	
1,2-Dichloropropane	ug/L	ND	500	500	485	487	97	97	60-140	0	30	
1,3,5-Trimethylbenzene	ug/L	197	500	500	687	687	98	98	60-140	0	30	
1,3-Dichlorobenzene	ug/L	ND	500	500	480	492	96	98	60-140	2	30	
1,3-Dichloropropane	ug/L	ND	500	500	477	487	95	97	60-140	2	30	
1,4-Dichlorobenzene	ug/L	ND	500	500	501	501	100	100	60-140	0	30	
2,2-Dichloropropane	ug/L	ND	500	500	480	484	96	97	60-140	1	30	
2-Chlorotoluene	ug/L	ND	500	500	485	496	97	99	60-140	2	30	
4-Chlorotoluene	ug/L	ND	500	500	455	450	91	90	60-140	1	30	
Benzene	ug/L	2350	500	500	2920	2930	114	116	60-140	0	30	
Bromobenzene	ug/L	ND	500	500	515	513	103	103	60-140	0	30	
Bromochloromethane	ug/L	ND	500	500	553	530	111	106	60-140	4	30	
Bromodichloromethane	ug/L	ND	500	500	542	533	108	107	60-140	2	30	
Bromoform	ug/L	ND	500	500	570	574	114	115	60-140	1	30	
Bromomethane	ug/L	ND	500	500	541	557	108	111	60-140	3	30	
Carbon tetrachloride	ug/L	ND	500	500	563	574	113	115	60-140	2	30	
Chlorobenzene	ug/L	ND	500	500	514	512	103	102	60-140	0	30	
Chloroethane	ug/L	ND	500	500	556	537	111	107	60-140	4	30	
Chloroform	ug/L	ND	500	500	497	511	99	102	60-140	3	30	
Chloromethane	ug/L	ND	500	500	465	462	93	92	60-140	1	30	
cis-1,2-Dichloroethene	ug/L	ND	500	500	486	471	97	94	60-140	3	30	
cis-1,3-Dichloropropene	ug/L	ND	500	500	504	498	101	100	60-140	1	30	
Dibromochloromethane	ug/L	ND	500	500	550	542	110	108	60-140	1	30	
Dibromomethane	ug/L	ND	500	500	574	558	115	112	60-140	3	30	
Dichlorodifluoromethane	ug/L	ND	500	500	485	459	97	92	60-140	6	30	
Diisopropyl ether	ug/L	ND	500	500	439	432	88	86	60-140	2	30	
Ethylbenzene	ug/L	996	500	500	1490	1500	99	101	60-140	1	30	
Hexachloro-1,3-butadiene	ug/L	ND	500	500	514	535	103	107	60-140	4	30	
Isopropylbenzene (Cumene)	ug/L	71.8	500	500	595	598	105	105	60-140	1	30	
m&p-Xylene	ug/L	2700	1000	1000	3610	3650	92	95	60-140	1	30	

Results presented on this page are in the units indicated by the "Units" column except where an alternate unit is presented to the right of the result.

REPORT OF LABORATORY ANALYSIS

This report shall not be reproduced, except in full,
without the written consent of Pace Analytical Services, LLC.

Pace Analytical Services, LLC
9800 Kincey Ave. Suite 100
Huntersville, NC 28078
(704)875-9092

QUALITY CONTROL DATA

Project: CPC Huntersville (7/9/21)
Pace Project No.: 92548787

MATRIX SPIKE & MATRIX SPIKE DUPLICATE: 3326978 3326979

Parameter	Units	92549449001 Result	MS Spike Conc.	MSD Spike Conc.	MS Result	MSD Result	MS % Rec	MSD % Rec	% Rec Limits	RPD	Max RPD	Qual
Methyl-tert-butyl ether	ug/L	ND	500	500	507	498	101	100	60-140	2	30	
Methylene Chloride	ug/L	ND	500	500	514	481	95	88	60-140	7	30	
n-Butylbenzene	ug/L	ND	500	500	485	484	97	97	60-140	0	30	
n-Propylbenzene	ug/L	129	500	500	581	580	90	90	60-140	0	30	
Naphthalene	ug/L	236	500	500	681	700	89	93	60-140	3	30	
o-Xylene	ug/L	682	500	500	1180	1190	99	102	60-140	1	30	
sec-Butylbenzene	ug/L	ND	500	500	485	487	97	97	60-140	1	30	
Styrene	ug/L	ND	500	500	508	512	102	102	60-140	1	30	
tert-Butylbenzene	ug/L	ND	500	500	425	425	85	85	60-140	0	30	
Tetrachloroethene	ug/L	ND	500	500	542	538	108	108	60-140	1	30	
Toluene	ug/L	1290	500	500	1880	1850	116	112	60-140	1	30	
trans-1,2-Dichloroethene	ug/L	ND	500	500	492	489	98	98	60-140	1	30	
trans-1,3-Dichloropropene	ug/L	ND	500	500	516	508	103	102	60-140	2	30	
Trichloroethene	ug/L	ND	500	500	565	559	113	112	60-140	1	30	
Trichlorofluoromethane	ug/L	ND	500	500	541	528	108	106	60-140	2	30	
Vinyl chloride	ug/L	ND	500	500	475	464	95	93	60-140	2	30	
1,2-Dichloroethane-d4 (S)	%						102	100	70-130			
4-Bromofluorobenzene (S)	%						96	96	70-130			
Toluene-d8 (S)	%						98	97	70-130			

Results presented on this page are in the units indicated by the "Units" column except where an alternate unit is presented to the right of the result.

REPORT OF LABORATORY ANALYSIS

This report shall not be reproduced, except in full,
without the written consent of Pace Analytical Services, LLC.

Pace Analytical Services, LLC
9800 Kincey Ave. Suite 100
Huntersville, NC 28078
(704)875-9092

QUALIFIERS

Project: CPC Huntersville (7/9/21)
Pace Project No.: 92548787

DEFINITIONS

DF - Dilution Factor, if reported, represents the factor applied to the reported data due to dilution of the sample aliquot.

ND - Not Detected at or above adjusted reporting limit.

TNTC - Too Numerous To Count

J - Estimated concentration above the adjusted method detection limit and below the adjusted reporting limit.

MDL - Adjusted Method Detection Limit.

PQL - Practical Quantitation Limit.

RL - Reporting Limit - The lowest concentration value that meets project requirements for quantitative data with known precision and bias for a specific analyte in a specific matrix.

S - Surrogate

1,2-Diphenylhydrazine decomposes to and cannot be separated from Azobenzene using Method 8270. The result for each analyte is a combined concentration.

Consistent with EPA guidelines, unrounded data are displayed and have been used to calculate % recovery and RPD values.

LCS(D) - Laboratory Control Sample (Duplicate)

MS(D) - Matrix Spike (Duplicate)

DUP - Sample Duplicate

RPD - Relative Percent Difference

NC - Not Calculable.

SG - Silica Gel - Clean-Up

U - Indicates the compound was analyzed for, but not detected.

Acid preservation may not be appropriate for 2 Chloroethylvinyl ether.

A separate vial preserved to a pH of 4-5 is recommended in SW846 Chapter 4 for the analysis of Acrolein and Acrylonitrile by EPA Method 8260.

N-Nitrosodiphenylamine decomposes and cannot be separated from Diphenylamine using Method 8270. The result reported for each analyte is a combined concentration.

Pace Analytical is TNI accredited. Contact your Pace PM for the current list of accredited analytes.

TNI - The NELAC Institute.

ANALYTE QUALIFIERS

M1	Matrix spike recovery exceeded QC limits. Batch accepted based on laboratory control sample (LCS) recovery.
N2	The lab does not hold NELAC/TNI accreditation for this parameter but other accreditations/certifications may apply. A complete list of accreditations/certifications is available upon request.

This report shall not be reproduced, except in full,
without the written consent of Pace Analytical Services, LLC.

Pace Analytical Services, LLC
9800 Kincey Ave. Suite 100
Huntersville, NC 28078
(704)875-9092

QUALITY CONTROL DATA CROSS REFERENCE TABLE

Project: CPC Huntersville (7/9/21)
Pace Project No.: 92548787

Lab ID	Sample ID	QC Batch Method	QC Batch	Analytical Method	Analytical Batch
92548787001	**MW-01**	MADEP VPH	633110		
92548787002	**MW-03**	MADEP VPH	633110		
92548787003	**MW-04**	MADEP VPH	633110		
92548787004	**MW-07D**	MADEP VPH	633110		
92548787005	**MW-09**	MADEP VPH	633110		
92548787006	**MW-12**	MADEP VPH	633110		
92548787007	**MW-15**	MADEP VPH	633379		
92548787008	**MW-25**	MADEP VPH	633379		
92548787009	**MW-29**	MADEP VPH	633744		
92548787010	**MW-30**	MADEP VPH	633379		
92548787011	**MW-32**	MADEP VPH	633379		
92548787012	**MW-33**	MADEP VPH	633379		
92548787013	**MW-35**	MADEP VPH	633379		
92548787014	**MW-36DR**	MADEP VPH	633379		
92548787015	**MW-52**	MADEP VPH	633379		
92548787016	**MW-56**	MADEP VPH	633379		
92548787017	**MW-58**	MADEP VPH	633379		
92548787018	**MW-59**	MADEP VPH	633379		
92548787019	**MW-59D**	MADEP VPH	633379		
92548787020	**MW-61D**	MADEP VPH	633379		
92548787021	**MW-87**	MADEP VPH	633744		
92548787022	**MW-88**	MADEP VPH	633744		
92548787023	**MW-89**	MADEP VPH	633744		
92548787024	**DUP-1-20210709**	MADEP VPH	633744		
92548787025	**DUP-2-20210709**	MADEP VPH	633744		
92548787026	**FB-1-20210709**	MADEP VPH	633744		
92548787027	**FB-2-20210709**	MADEP VPH	633744		
92548787001	**MW-01**	EPA 3010A	633204	EPA 6010D	633215
92548787002	**MW-03**	EPA 3010A	633204	EPA 6010D	633215
92548787003	**MW-04**	EPA 3010A	633204	EPA 6010D	633215
92548787004	**MW-07D**	EPA 3010A	633204	EPA 6010D	633215
92548787005	**MW-09**	EPA 3010A	633204	EPA 6010D	633215
92548787006	**MW-12**	EPA 3010A	633204	EPA 6010D	633215
92548787007	**MW-15**	EPA 3010A	633204	EPA 6010D	633215
92548787008	**MW-25**	EPA 3010A	633204	EPA 6010D	633215
92548787009	**MW-29**	EPA 3010A	633204	EPA 6010D	633215
92548787010	**MW-30**	EPA 3010A	633204	EPA 6010D	633215
92548787011	**MW-32**	EPA 3010A	633204	EPA 6010D	633215
92548787012	**MW-33**	EPA 3010A	633204	EPA 6010D	633215
92548787013	**MW-35**	EPA 3010A	633204	EPA 6010D	633215
92548787014	**MW-36DR**	EPA 3010A	633205	EPA 6010D	633216
92548787015	**MW-52**	EPA 3010A	633205	EPA 6010D	633216
92548787016	**MW-56**	EPA 3010A	633205	EPA 6010D	633216
92548787017	**MW-58**	EPA 3010A	633205	EPA 6010D	633216
92548787018	**MW-59**	EPA 3010A	633205	EPA 6010D	633216
92548787019	**MW-59D**	EPA 3010A	633205	EPA 6010D	633216

This report shall not be reproduced, except in full,
without the written consent of Pace Analytical Services, LLC.

Pace Analytical Services, LLC
9800 Kincey Ave. Suite 100
Huntersville, NC 28078
(704)875-9092

QUALITY CONTROL DATA CROSS REFERENCE TABLE

Project: CPC Huntersville (7/9/21)
Pace Project No.: 92548787

Lab ID	Sample ID	QC Batch Method	QC Batch	Analytical Method	Analytical Batch
92548787020	**MW-61D**	EPA 3010A	633205	EPA 6010D	633216
92548787021	**MW-87**	EPA 3010A	633205	EPA 6010D	633216
92548787022	**MW-88**	EPA 3010A	633205	EPA 6010D	633216
92548787023	**MW-89**	EPA 3010A	633205	EPA 6010D	633216
92548787024	**DUP-1-20210709**	EPA 3010A	633205	EPA 6010D	633216
92548787025	**DUP-2-20210709**	EPA 3010A	633205	EPA 6010D	633216
92548787001	**MW-01**	SM 6200B	632822		
92548787002	**MW-03**	SM 6200B	632822		
92548787003	**MW-04**	SM 6200B	632822		
92548787004	**MW-07D**	SM 6200B	632822		
92548787005	**MW-09**	SM 6200B	632822		
92548787006	**MW-12**	SM 6200B	632822		
92548787007	**MW-15**	SM 6200B	632822		
92548787008	**MW-25**	SM 6200B	632822		
92548787009	**MW-29**	SM 6200B	633001		
92548787010	**MW-30**	SM 6200B	633386		
92548787011	**MW-32**	SM 6200B	633000		
92548787012	**MW-33**	SM 6200B	633000		
92548787013	**MW-35**	SM 6200B	633000		
92548787014	**MW-36DR**	SM 6200B	633000		
92548787015	**MW-52**	SM 6200B	633001		
92548787016	**MW-56**	SM 6200B	633000		
92548787017	**MW-58**	SM 6200B	633001		
92548787018	**MW-59**	SM 6200B	633001		
92548787019	**MW-59D**	SM 6200B	633001		
92548787020	**MW-61D**	SM 6200B	633001		
92548787021	**MW-87**	SM 6200B	633001		
92548787022	**MW-88**	SM 6200B	633001		
92548787023	**MW-89**	SM 6200B	633000		
92548787024	**DUP-1-20210709**	SM 6200B	633286		
92548787025	**DUP-2-20210709**	SM 6200B	633286		
92548787026	**FB-1-20210709**	SM 6200B	633000		
92548787027	**FB-2-20210709**	SM 6200B	633000		
92548787028	**TRIP BLANK**	SM 6200B	633000		
92548787029	**TRIP BLANK**	SM 6200B	633000		
92548787030	**TRIP BLANK**	SM 6200B	633000		

This report shall not be reproduced, except in full,
without the written consent of Pace Analytical Services, LLC.

Laboratory receiving samples:
Asheville ☐ Eden ☐ Greenwood ☐ Huntersville ☒ Raleigh ☐ Mechanicsville ☐ Atlanta ☐ Kernersville ☐

WO# : 92548787

92548787

Sample Condition Upon Receipt

Client Name: AECOM **Project #:**

Courier: ☐ Fed Ex ☐ UPS ☐ USPS ☒ Client ☐ Commercial ☐ Pace ☐ Other:

Custody Seal Present? ☐ Yes ☒ No **Seals Intact?** ☐ Yes ☐ No **Date/Initials Person Examining Contents:** 7/12/21 ID

Packing Material: ☐ Bubble Wrap ☒ Bubble Bags ☐ None ☐ Other

Biological Tissue Frozen? ☐ Yes ☐ No ☒ N/A

Thermometer: ☒ IR Gun ID: 92T064 ☒ Wet ☐ Blue ☐ None **Type of Ice:**

Cooler Temp: 5.9, 3.4, 3.1 **Correction Factor:** Add/Subtract (°C) -0.1

Temp should be above freezing to 6°C
☐ Samples out of temp criteria. Samples on ice, cooling process has begun

Cooler Temp Corrected (°C): 5.8, 3.3, 3.0

USDA Regulated Soil (☐ N/A, water sample)
Did samples originate in a quarantine zone within the United States: CA, NY, or SC (check maps)? ☐ Yes ☐ No

Did samples originate from a foreign source (internationally, including Hawaii and Puerto Rico)? ☐ Yes ☐ No

				Comments/Discrepancy:
Chain of Custody Present?	☒ Yes	☐ No	☐ N/A	1.
Samples Arrived within Hold Time?	☒ Yes	☐ No	☐ N/A	2.
Short Hold Time Analysis (<72 hr.)?	☐ Yes	☒ No	☐ N/A	3.
Rush Turn Around Time Requested?	☐ Yes	☒ No	☐ N/A	4.
Sufficient Volume?	☒ Yes	☐ No	☐ N/A	5.
Correct Containers Used?	☒ Yes	☐ No	☐ N/A	6.
-Pace Containers Used?	☒ Yes	☐ No	☐ N/A	
Containers Intact?	☐ Yes	☒ No	☐ N/A	7. One vial for sample MW-56 had a broken cap.
Dissolved analysis: Samples Field Filtered?	☐ Yes	☐ No	☒ N/A	8.
Sample Labels Match COC?	☒ Yes	☐ No	☐ N/A	9.
-Includes Date/Time/ID/Analysis Matrix: WT				
Headspace in VOA Vials (>5-6mm)?	☐ Yes	☒ No	☐ N/A	10.
Trip Blank Present?	☒ Yes	☐ No	☐ N/A	11.
Trip Blank Custody Seals Present?	☒ Yes	☐ No	☐ N/A	

Field Data Required? ☐ Yes ☐ No

COMMENTS/SAMPLE DISCREPANCY

Sample MW-59D was out of pH. Client was contacted and gave the SO ahead to adjust pH.

Lot ID of split containers:

CLIENT NOTIFICATION/RESOLUTION

Person contacted: Date/Time:

Project Manager SCURF Review: Date:

Project Manager SRF Review: Date:

*Check mark top half of box if pH and/or dechlorination is verified and within the acceptance range for preservation samples.

Exceptions: VOA, Coliform, TOC, Oil and Grease, DRO/8015 (water) DOC, LLHg

**Bottom half of box is to list number of bottles

Project # WO# : 92548787

PM: NMG Due Date: 07/16/21

CLIENT: 92-AECOM CHA

Item#	BP4U-125 mL Plastic Unpreserved (N/A) (Cl-)	BP3U-250 mL Plastic Unpreserved (N/A)	BP2U-500 mL Plastic Unpreserved (N/A)	BP1U-1 liter Plastic Unpreserved (N/A)	BP4S-125 mL Plastic H2SO4 (pH < 2) (Cl-)	BP3N-250 mL plastic HNO3 (pH < 2)	BP4Z-125 mL Plastic ZN Acetate & NaOH (>9)	BP4C-125 mL Plastic NaOH (pH > 12) (Cl-)	WGFU-Wide-mouthed Glass jar Unpreserved	AG1U-1 liter Amber Unpreserved (N/A) (Cl-)	AG1H-1 liter Amber HCl (pH < 2)	AG3U-250 mL Amber Unpreserved (N/A) (Cl-)	AG1S-1 liter Amber H2SO4 (pH < 2)	AG3S-250 mL Amber H2SO4 (pH < 2)	AG3A(DG3A)-250 mL Amber NH4Cl (N/A)(Cl-)	DG9H-40 mL VOA HCl (N/A)	VG9T-40 mL VOA Na2S2O3 (N/A)	VG9U-40 mL VOA Unp (N/A)	DG9P-40 mL VOA H3PO4 (N/A)	VOAK (6 vials per kit)-5035 kit (N/A)	V/GK (3 vials per kit)-VPH/Gas kit(N/A)	SP5T-125 mL Sterile Plastic (N/A - lab)	SP2T-250 mL Sterile Plastic (N/A - lab)		BP3A-250 mL Plastic (NH2)2SO4 (9.3-9.7)	AG0U-100 mL Amber Unpreserved vials (N/A)	VSGU-20 mL Scintillation vials (N/A)	DG9U-40 mL Amber Unpreserved vials (N/A)
1																7													
2																7													
3																7													
4																7													
5																7													
6																7													
7																7													
8																7													
9																7													
10																7													
11																7													
12																7													

pH Adjustment Log for Preserved Samples

Sample ID	Type of Preservative	pH upon receipt	Date preservation adjusted	Time preservation adjusted	Amount of Preservative added	Lot #
HW59D	HNO3	7	7-12-21	10:30	2.5 ml	062821-2ER

Note: Whenever there is a discrepancy affecting North Carolina compliance samples, a copy of this form will be sent to the North Carolina DEHNR Certification Office (i.e. Out of hold, incorrect preservative, out of temp, incorrect containers.

***Check mark top half of box if pH and/or dechlorination is verified and within the acceptance range for preservation samples.**

Exceptions: VOA, Coliform, TOC, Oil and Grease, DRO/8015 (water) DOC, LLHg

****Bottom half of box is to list number of bottles**

Project # **WO# : 92548787**

PM: NMG Due Date: 07/16/21

CLIENT: 92-AECOM CHA

2

Item#	BP4U-125 mL Plastic Unpreserved (N/A) (Cl-)	BP3U-250 mL Plastic Unpreserved (N/A)	BP2U-500 mL Plastic Unpreserved (N/A)	BP1U-1 liter Plastic Unpreserved (N/A)	BP4S-125 mL Plastic H2SO4 (pH < 2) (Cl-)	BP3N-250 mL plastic HNO3 (pH < 2)	BP4Z-125 mL Plastic ZN Acetate & NaOH (>9)	BP4C-125 mL Plastic NaOH (pH > 12) (Cl-)	WGFU-Wide-mouthed Glass jar Unpreserved	AG1U-1 liter Amber Unpreserved (N/A) (Cl-)	AG1H-1 liter Amber HCl (pH < 2)	AG3U-250 mL Amber Unpreserved (N/A) (Cl-)	AG1S-1 liter Amber H2SO4 (pH < 2)	AG3S-250 mL Amber H2SO4 (pH < 2)	AG3A(DG3A)-250 mL Amber NH4Cl (N/A)(Cl-)	DG9H-40 mL VOA HCl (N/A)	VG9T-40 mL VOA Na2S2O3 (N/A)	VG9U-40 mL VOA Unp (N/A)	DG9P-40 mL VOA H3PO4 (N/A)	VOAK (6 vials per kit)-5035 kit (N/A)	V/GK (3 vials per kit)-VPH/Gas kit (N/A)	SP5T-125 mL Sterile Plastic (N/A - lab)	SP2T-250 mL Sterile Plastic (N/A - lab)		BP3A-250 mL Plastic (NH2)2SO4 (9.3-9.7)	AG0U-100 mL Amber Unpreserved vials (N/A)	VSGU-20 mL Scintillation vials (N/A)	DG9U-40 mL Amber Unpreserved vials (N/A)
1						1										7													
2						1										7													
3						1										7													
4						1										7													
5						1										7													
6						1										7													
7						1										7													
8						1										7													
9						1										7													
10						1										7													
11						1										7													
12						1										7													

pH Adjustment Log for Preserved Samples

Sample ID	Type of Preservative	pH upon receipt	Date preservation adjusted	Time preservation adjusted	Amount of Preservative added	Lot #

Note: Whenever there is a discrepancy affecting North Carolina compliance samples, a copy of this form will be sent to the North Carolina DEHNR Certification Office (i.e. Out of hold, incorrect preservative, out of temp, incorrect containers.

***Check mark top half of box if pH and/or dechlorination is verified and within the acceptance range for preservation samples.**

Exceptions: VOA, Coliform, TOC, Oil and Grease, DRO/8015 (water) DOC, LLHg

****Bottom half of box is to list number of bottles**

Project # WO# : 92548787

PM: NMG Due Date: 07/16/21

CLIENT: 92-AECOM CHA

3

Item#	BP4U-125 mL Plastic Unpreserved (N/A) (Cl-)	BP3U-250 mL Plastic Unpreserved (N/A)	BP2U-500 mL Plastic Unpreserved (N/A)	BP1U-1 liter Plastic Unpreserved (N/A)	BP4S-125 mL Plastic H2SO4 (pH < 2) (Cl-)	BP3N-250 mL plastic HNO3 (pH < 2)	BP4Z-125 mL Plastic ZN Acetate & NaOH (>9)	BP4C-125 mL Plastic NaOH (pH > 12) (Cl-)	WGFU-Wide-mouthed Glass jar Unpreserved	AG1U-1 liter Amber Unpreserved (N/A) (Cl-)	AG1H-1 liter Amber HCl (pH < 2)	AG3U-250 mL Amber Unpreserved (N/A) (Cl-)	AG1S-1 liter Amber H2SO4 (pH < 2)	AG3S-250 mL Amber H2SO4 (pH < 2)	AG3A(DG3A)-250 mL Amber NH4Cl (N/A)(Cl-)	DG9H-40 mL VOA HCl (N/A)	VG9T-40 mL VOA Na2S2O3 (N/A)	VG9U-40 mL VOA Unp (N/A)	DG9P-40 mL VOA H3PO4 (N/A)	VOAK (6 vials per kit)-5035 kit (N/A)	V/GK (3 vials per kit)-VPH/Gas kit (N/A)	SP5T-125 mL Sterile Plastic (N/A – lab)	SP2T-250 mL Sterile Plastic (N/A – lab)		BP3A-250 mL Plastic (NH2)2SO4 (9.3-9.7)	AG0U-100 mL Amber Unpreserved vials (N/A)	VSGU-20 mL Scintillation vials (N/A)	DG9U-40 mL Amber Unpreserved vials (N/A)
1						1										7													
2																7													
3																7													
4																2													
5																2													
6																2													
7																													
8																													
9																													
10																													
11																													
12																													

pH Adjustment Log for Preserved Samples

Sample ID	Type of Preservative	pH upon receipt	Date preservation adjusted	Time preservation adjusted	Amount of Preservative added	Lot #

Note: Whenever there is a discrepancy affecting North Carolina compliance samples, a copy of this form will be sent to the North Carolina DEHNR Certification Office (i.e. Out of hold, incorrect preservative, out of temp, incorrect containers.

Yellow

CHAIN-OF-CUSTODY / Analytical Request Document

The Chain-of-Custody is a LEGAL DOCUMENT. All relevant fields must be completed accurately.

Pace Analytical WWW.PACELABS.COM

Submitting a sample via this chain of custody constitutes acknowledgment and acceptance of the Pace Terms and Conditions found at https://info.pacelabs.com/hubfs/pas-standard-terms.pdf.

Page : 1 Of 3

Section A
Required Client Information:
Company: AECOM
Address: 6000 Fairview Road
Suite 200, Charlotte, NC 28226
Email:
Phone: (704)522-0330 Fax
Requested Due Date:

Section B
Required Project Information:
Report To: Andrew Wreschnig
Copy To:
Purchase Order #:
Project Name: CPC Huntersville
Project #:

Section C
Invoice Information:
Attention:
Company Name:
Address:
Pace Quote:
Pace Project Manager: nicole.d'oleo@pacelabs.com,
Pace Profile #: 12518

Regulatory Agency
State / Location: NC

Requested Analysis Filtered (Y/N)

ITEM #	SAMPLE ID (One Character per box. (A-Z, 0-9 / , -) Sample Ids must be unique)	MATRIX CODE (see valid codes to left)	SAMPLE TYPE (G=GRAB C=COMP)	COLLECTED START DATE	COLLECTED START TIME	COLLECTED END DATE	COLLECTED END TIME	SAMPLE TEMP AT COLLECTION	# OF CONTAINERS	Preservatives: Unpreserved	H2SO4	HNO3	HCl	NaOH	Na2S2O3	Methanol	Other	Analyses Test Y/N	6200B	NC VPH	6010 Lead	Residual Chlorine (Y/N)	92548787
1	MW-01	W	G			7/9/21	1315		8			X	X						X	X	X		001
2	MW-03						1145																002
3	MW-04						0920																003
4	MW-07D						0950																004
5	MW-09						0951																005
6	MW-12						1200																006
7	MW-15						1650																007
8	MW-25						1335																008
9	MW-29						1040																009
10	MW-30						1203																010
11	MW-32						1130																011
12	MW-33						0930																012

ADDITIONAL COMMENTS	RELINQUISHED BY / AFFILIATION	DATE	TIME	ACCEPTED BY / AFFILIATION	DATE	TIME
	Emily R. Love/AECOM	7/9/21	1800	MD6/Ben HLC	7-9-21	18:00

SAMPLE CONDITIONS

TEMP in C	Received on Ice (Y/N)	Custody Sealed Cooler (Y/N)	Samples Intact (Y/N)
5.8	Y	N	N
3.3			
3.0			

SAMPLER NAME AND SIGNATURE

PRINT Name of SAMPLER: Emily Love

SIGNATURE of SAMPLER: Emily R. Love DATE Signed: 7/9/21

Yellow

CHAIN-OF-CUSTODY / Analytical Request Document

The Chain-of-Custody is a LEGAL DOCUMENT. All relevant fields must be completed accurately.

Submitting a sample via this chain of custody constitutes acknowledgment and acceptance of the Pace Terms and Conditions found at https://info.pacelabs.com/hubfs/pas-standard-terms.pdf.

Pace Analytical® WWW.PACELABS.COM

Page : 2 Of 3

Section A
Required Client Information:

Company:	AECOM
Address:	6000 Fairview Road
Suite 200, Charlotte, NC 28226	
Email:	
Phone:	(704)522-0330 Fax:
Requested Due Date:	

Section B
Required Project Information:

Report To:	Andrew Wreschnig
Copy To:	
Purchase Order #:	
Project Name:	CPC Huntersville
Project #:	

Section C
Invoice Information:

Attention:	
Company Name:	
Address:	
Pace Quote:	
Pace Project Manager:	nicole.d'oleo@pacelabs.com,
Pace Profile #:	12518

Regulatory Agency

State / Location
NC

MATRIX CODE: Drinking Water DW, Water WT, Waste Water WW, Product P, Soil/Solid SL, Oil OL, Wipe WP, Air AR, Other OT, Tissue TS

SAMPLE ID
One Character per box.
(A-Z, 0-9 / , -)
Sample Ids must be unique

Requested Analysis Filtered (Y/N)

ITEM #	SAMPLE ID	MATRIX CODE (see valid codes to left)	SAMPLE TYPE (G=GRAB C=COMP)	COLLECTED START DATE	COLLECTED START TIME	COLLECTED END DATE	COLLECTED END TIME	SAMPLE TEMP AT COLLECTION	# OF CONTAINERS	Preservatives: Unpreserved	H2SO4	HNO3	HCl	NaOH	Na2S2O3	Methanol	Other	Analyses Test Y/N	6200B	NC VPH	6010 Lead	Residual Chlorine (Y/N)	92548787
1	MW-35	W	G			7/9/21	1420		8			X	X						X	X	X		013
2	MW-36DR						1525																014
3	MW-52						1350																015
4	MW-56						0955																016
5	MW-58						1345																017
6	MW-59						1200																018
7	MW-59D						1220																019
8	MW-61D						0910																020
9	MW-87						1205																021
10	MW-88						1115																022
11	MW-89						0945																023
12	DUP-1-20210709						—																024

ADDITIONAL COMMENTS	RELINQUISHED BY / AFFILIATION	DATE	TIME	ACCEPTED BY / AFFILIATION	DATE	TIME
	Emily R. Jon			MDC Pace HW	7-9-21	18:00

SAMPLE CONDITIONS

TEMP in C	Received on Ice (Y/N)	Custody Sealed Cooler (Y/N)	Samples Intact (Y/N)
5.8	Y	N	N
3.3			
3.0			

SAMPLER NAME AND SIGNATURE

PRINT Name of SAMPLER:

SIGNATURE of SAMPLER: DATE Signed:

Yellow

CHAIN-OF-CUSTODY / Analytical Request Document

The Chain-of-Custody is a LEGAL DOCUMENT. All relevant fields must be completed accurately.

Pace Analytical® WWW.PACELABS.COM

Submitting a sample via this chain of custody constitutes acknowledgment and acceptance of the Pace Terms and Conditions found at https://info.pacelabs.com/hubfs/pas-standard-terms.pdf.

Page : 3 Of 3

Section A
Required Client Information:
Company: AECOM
Address: 6000 Fairview Road
Suite 200, Charlotte, NC 28226
Email:
Phone: (704)522-0330 Fax
Requested Due Date:

Section B
Required Project Information:
Report To: Andrew Wreschnig
Copy To:
Purchase Order #:
Project Name: CPC Huntersville
Project #:

Section C
Invoice Information:
Attention:
Company Name:
Address:
Pace Quote:
Pace Project Manager: nicole.d'oleo@pacelabs.com,
Pace Profile #: 12518

Regulatory Agency
State / Location
NC

Requested Analysis Filtered (Y/N)

ITEM #	SAMPLE ID (One Character per box. (A-Z, 0-9 / , -) Sample Ids must be unique)	MATRIX CODE (see valid codes to left)	SAMPLE TYPE (G=GRAB C=COMP)	COLLECTED START DATE	COLLECTED START TIME	COLLECTED END DATE	COLLECTED END TIME	SAMPLE TEMP AT COLLECTION	# OF CONTAINERS	Unpreserved	H2SO4	HNO3	HCl	NaOH	Na2S2O3	Methanol	Other	Analyses Test Y/N	6200B	NC VPH	6010 Lead	Residual Chlorine (Y/N)	92548787
1	DVP-2-20210709	WT	G			7/9/21	—		8			X	X						X	X	X		025
2	FB-1-20210709						1730		7														026
3	FB-2-20210709						1735																027
4	TRIP BLANK																						028
5																							029
6																							030
7																							
8																							
9																							
10																							
11																							
12																							

Lab Provided

ADDITIONAL COMMENTS	RELINQUISHED BY / AFFILIATION	DATE	TIME	ACCEPTED BY / AFFILIATION	DATE	TIME
				M DePace HW	7/9/21	18:00

SAMPLE CONDITIONS

TEMP in C	Received on Ice (Y/N)	Custody Sealed Cooler (Y/N)	Samples Intact (Y/N)
5.8	Y	N	N
3.3			
3.0			

SAMPLER NAME AND SIGNATURE
PRINT Name of SAMPLER:
SIGNATURE of SAMPLER:
DATE Signed:

Pace Analytical Services, LLC
9800 Kincey Ave. Suite 100
Huntersville, NC 28078
(704)875-9092

July 12, 2021

Andrew Street
Apex Companies - NC
5900 Northwoods Business Pkwy
Suite 5900-0
Charlotte, NC 28269

RE: Project: 2020-L1-2448 Incident
Pace Project No.: 92544294

Dear Andrew Street:

Enclosed are the analytical results for sample(s) received by the laboratory on June 15, 2021. The results relate only to the samples included in this report. Results reported herein conform to the applicable TNI/NELAC Standards and the laboratory's Quality Manual, where applicable, unless otherwise noted in the body of the report.

The test results provided in this final report were generated by each of the following laboratories within the Pace Network:

- Pace Analytical Services - Asheville
- Pace Analytical Services - Charlotte

This report was revised on 7/12/21 to include the re-analysis of Naphthalene in sample 92544294001 by EPA 6200B. Initial analysis was performed within method hold time on 6/16/2021 with a reported result below the practical quantitation limit of 0.93 ug/L. This detection was determined at the time to be a product of carry-over from a previously analyzed sample that was not part of project 92544294. The laboratory confirmed this by re-analyzing the sample outside of method hold time on 7/9/2021 which produced a non-detect result. Both results are included in the report.

If you have any questions concerning this report, please feel free to contact me.

Sincerely,

Angela M. Baioni

Angela Baioni
angela.baioni@pacelabs.com
(704)875-9092
Project Manager

Enclosures

cc: J Culbreath, Colonial Pipeline Company
Naomi Fretz, APEX Companies, LLC
Robert Hughes, Colonial Pipeline
Cameron Lee, Montrose-EPS
Jamie Moran, APEX Companies, LLC
Jeff Morrison, Colonial Pipeline Company

REPORT OF LABORATORY ANALYSIS

This report shall not be reproduced, except in full,
without the written consent of Pace Analytical Services, LLC.

Pace Analytical Services, LLC
9800 Kincey Ave. Suite 100
Huntersville, NC 28078
(704)875-9092

cc: Tom Naumann, APEX Companies - NC
Joe Nicolette, Montrose-EPS
Christopher Schultz, Apex Companies
Matt Teixeira, Apex Companies, LLC
Michael Verdon, Colonial Pipeline Company
JM Wyatt, Colonial Pipeline Company

This report shall not be reproduced, except in full,
without the written consent of Pace Analytical Services, LLC.

Pace Analytical Services, LLC
9800 Kincey Ave. Suite 100
Huntersville, NC 28078
(704)875-9092

CERTIFICATIONS

Project: 2020-L1-2448 Incident
Pace Project No.: 92544294

Pace Analytical Services Charlotte
9800 Kincey Ave. Ste 100, Huntersville, NC 28078
Louisiana/NELAP Certification # LA170028
North Carolina Drinking Water Certification #: 37706
North Carolina Field Services Certification #: 5342
North Carolina Wastewater Certification #: 12
South Carolina Certification #: 99006001
Florida/NELAP Certification #: E87627
Kentucky UST Certification #: 84
Virginia/VELAP Certification #: 460221

Pace Analytical Services Asheville
2225 Riverside Drive, Asheville, NC 28804
Florida/NELAP Certification #: E87648
North Carolina Drinking Water Certification #: 37712
North Carolina Wastewater Certification #: 40
South Carolina Certification #: 99030001
Virginia/VELAP Certification #: 460222

This report shall not be reproduced, except in full,
without the written consent of Pace Analytical Services, LLC.

Pace Analytical Services, LLC
9800 Kincey Ave. Suite 100
Huntersville, NC 28078
(704)875-9092

SAMPLE SUMMARY

Project: 2020-L1-2448 Incident
Pace Project No.: 92544294

Lab ID	Sample ID	Matrix	Date Collected	Date Received
92544294001	**13926A_HC_RD_20210615**	Water	06/15/21 11:55	06/15/21 12:50

REPORT OF LABORATORY ANALYSIS

This report shall not be reproduced, except in full,
without the written consent of Pace Analytical Services, LLC.

Pace Analytical Services, LLC
9800 Kincey Ave. Suite 100
Huntersville, NC 28078
(704)875-9092

SAMPLE ANALYTE COUNT

Project: 2020-L1-2448 Incident
Pace Project No.: 92544294

Lab ID	Sample ID	Method	Analysts	Analytes Reported	Laboratory
92544294001	**13926A_HC_RD_20210615**	MADEP VPH	MAD	7	PASI-C
		EPA 6010D	SH1	1	PASI-A
		SM 6200B	PM1, SAS	63	PASI-C

PASI-A = Pace Analytical Services - Asheville
PASI-C = Pace Analytical Services - Charlotte

This report shall not be reproduced, except in full,
without the written consent of Pace Analytical Services, LLC.

Pace Analytical Services, LLC
9800 Kincey Ave. Suite 100
Huntersville, NC 28078
(704)875-9092

ANALYTICAL RESULTS

Project: 2020-L1-2448 Incident
Pace Project No.: 92544294

Sample: 13926A_HC_RD_20210615 **Lab ID: 92544294001** Collected: 06/15/21 11:55 Received: 06/15/21 12:50 Matrix: Water

Parameters	Results	Units	Report Limit	MDL	DF	Prepared	Analyzed	CAS No.	Qual
VPH NC Water	Analytical Method: MADEP VPH Pace Analytical Services - Charlotte								
Total VPH (C5-C12)	ND	ug/L	50.0	50.0	1		06/16/21 19:49		N2
Aliphatic (C05-C08)	ND	ug/L	50.0	50.0	1		06/16/21 19:49		N2
Aliphatic (C09-C12)	ND	ug/L	50.0	50.0	1		06/16/21 19:49		N2
Aliphatic(C09-C12) Adjusted	ND	ug/L	50.0	50.0	1		06/16/21 19:49		N2
Aromatic (C09-C10)	ND	ug/L	50.0	50.0	1		06/16/21 19:49		N2
Surrogates									
4-Bromofluorobenzene (FID) (S)	104	%	70-130		1		06/16/21 19:49	460-00-4	
4-Bromofluorobenzene (PID) (S)	103	%	70-130		1		06/16/21 19:49	460-00-4	
6010 MET ICP	Analytical Method: EPA 6010D Preparation Method: EPA 3010A Pace Analytical Services - Asheville								
Lead	ND	ug/L	5.0	4.5	1	06/20/21 18:11	06/21/21 19:45	7439-92-1	
6200B MSV	Analytical Method: SM 6200B Pace Analytical Services - Charlotte								
Benzene	ND	ug/L	0.50	0.34	1		06/16/21 03:39	71-43-2	
Bromobenzene	ND	ug/L	0.50	0.29	1		06/16/21 03:39	108-86-1	
Bromochloromethane	ND	ug/L	0.50	0.47	1		06/16/21 03:39	74-97-5	
Bromodichloromethane	ND	ug/L	0.50	0.31	1		06/16/21 03:39	75-27-4	
Bromoform	ND	ug/L	0.50	0.34	1		06/16/21 03:39	75-25-2	
Bromomethane	ND	ug/L	5.0	1.7	1		06/16/21 03:39	74-83-9	
n-Butylbenzene	ND	ug/L	0.50	0.49	1		06/16/21 03:39	104-51-8	
sec-Butylbenzene	ND	ug/L	0.50	0.40	1		06/16/21 03:39	135-98-8	
tert-Butylbenzene	ND	ug/L	0.50	0.32	1		06/16/21 03:39	98-06-6	
Carbon tetrachloride	ND	ug/L	0.50	0.33	1		06/16/21 03:39	56-23-5	
Chlorobenzene	ND	ug/L	0.50	0.28	1		06/16/21 03:39	108-90-7	
Chloroethane	ND	ug/L	1.0	0.65	1		06/16/21 03:39	75-00-3	
Chloroform	ND	ug/L	0.50	0.35	1		06/16/21 03:39	67-66-3	
Chloromethane	ND	ug/L	1.0	0.54	1		06/16/21 03:39	74-87-3	
2-Chlorotoluene	ND	ug/L	0.50	0.32	1		06/16/21 03:39	95-49-8	
4-Chlorotoluene	ND	ug/L	0.50	0.32	1		06/16/21 03:39	106-43-4	
1,2-Dibromo-3-chloropropane	ND	ug/L	1.0	0.34	1		06/16/21 03:39	96-12-8	
Dibromochloromethane	ND	ug/L	0.50	0.36	1		06/16/21 03:39	124-48-1	
1,2-Dibromoethane (EDB)	ND	ug/L	0.50	0.27	1		06/16/21 03:39	106-93-4	
Dibromomethane	ND	ug/L	0.50	0.39	1		06/16/21 03:39	74-95-3	
1,2-Dichlorobenzene	ND	ug/L	0.50	0.34	1		06/16/21 03:39	95-50-1	
1,3-Dichlorobenzene	ND	ug/L	0.50	0.34	1		06/16/21 03:39	541-73-1	
1,4-Dichlorobenzene	ND	ug/L	0.50	0.33	1		06/16/21 03:39	106-46-7	
Dichlorodifluoromethane	ND	ug/L	0.50	0.35	1		06/16/21 03:39	75-71-8	
1,1-Dichloroethane	ND	ug/L	0.50	0.37	1		06/16/21 03:39	75-34-3	
1,2-Dichloroethane	ND	ug/L	0.50	0.32	1		06/16/21 03:39	107-06-2	
1,1-Dichloroethene	ND	ug/L	0.50	0.35	1		06/16/21 03:39	75-35-4	
cis-1,2-Dichloroethene	ND	ug/L	0.50	0.38	1		06/16/21 03:39	156-59-2	
trans-1,2-Dichloroethene	ND	ug/L	0.50	0.40	1		06/16/21 03:39	156-60-5	
1,2-Dichloropropane	ND	ug/L	0.50	0.36	1		06/16/21 03:39	78-87-5	

REPORT OF LABORATORY ANALYSIS

This report shall not be reproduced, except in full,
without the written consent of Pace Analytical Services, LLC.

Pace Analytical Services, LLC
9800 Kincey Ave. Suite 100
Huntersville, NC 28078
(704)875-9092

ANALYTICAL RESULTS

Project: 2020-L1-2448 Incident
Pace Project No.: 92544294

Sample: 13926A_HC_RD_20210615 **Lab ID: 92544294001** Collected: 06/15/21 11:55 Received: 06/15/21 12:50 Matrix: Water

Parameters	Results	Units	Report Limit	MDL	DF	Prepared	Analyzed	CAS No.	Qual
6200B MSV	Analytical Method: SM 6200B Pace Analytical Services - Charlotte								
1,3-Dichloropropane	ND	ug/L	0.50	0.28	1		06/16/21 03:39	142-28-9	
2,2-Dichloropropane	ND	ug/L	0.50	0.39	1		06/16/21 03:39	594-20-7	
1,1-Dichloropropene	ND	ug/L	0.50	0.43	1		06/16/21 03:39	563-58-6	
cis-1,3-Dichloropropene	ND	ug/L	0.50	0.36	1		06/16/21 03:39	10061-01-5	
trans-1,3-Dichloropropene	ND	ug/L	0.50	0.36	1		06/16/21 03:39	10061-02-6	
Diisopropyl ether	ND	ug/L	0.50	0.31	1		06/16/21 03:39	108-20-3	
Ethylbenzene	ND	ug/L	0.50	0.30	1		06/16/21 03:39	100-41-4	
Hexachloro-1,3-butadiene	ND	ug/L	2.0	1.5	1		06/16/21 03:39	87-68-3	
Isopropylbenzene (Cumene)	ND	ug/L	0.50	0.33	1		06/16/21 03:39	98-82-8	
Methylene Chloride	ND	ug/L	2.0	2.0	1		06/16/21 03:39	75-09-2	
Methyl-tert-butyl ether	ND	ug/L	0.50	0.42	1		06/16/21 03:39	1634-04-4	
Naphthalene	**0.93J**	ug/L	2.0	0.64	1		06/16/21 03:39	91-20-3	C8
Naphthalene	ND	ug/L	2.0	0.64	1		07/09/21 12:50	91-20-3	H1
n-Propylbenzene	ND	ug/L	0.50	0.34	1		06/16/21 03:39	103-65-1	
Styrene	ND	ug/L	0.50	0.29	1		06/16/21 03:39	100-42-5	
1,1,1,2-Tetrachloroethane	ND	ug/L	0.50	0.31	1		06/16/21 03:39	630-20-6	
1,1,2,2-Tetrachloroethane	ND	ug/L	0.50	0.22	1		06/16/21 03:39	79-34-5	
Tetrachloroethene	ND	ug/L	0.50	0.29	1		06/16/21 03:39	127-18-4	
Toluene	ND	ug/L	0.50	0.48	1		06/16/21 03:39	108-88-3	
1,2,3-Trichlorobenzene	ND	ug/L	2.0	0.81	1		06/16/21 03:39	87-61-6	
1,2,4-Trichlorobenzene	ND	ug/L	2.0	0.64	1		06/16/21 03:39	120-82-1	
1,1,1-Trichloroethane	ND	ug/L	0.50	0.33	1		06/16/21 03:39	71-55-6	
1,1,2-Trichloroethane	ND	ug/L	0.50	0.32	1		06/16/21 03:39	79-00-5	
Trichloroethene	ND	ug/L	0.50	0.38	1		06/16/21 03:39	79-01-6	
Trichlorofluoromethane	ND	ug/L	1.0	0.30	1		06/16/21 03:39	75-69-4	
1,2,3-Trichloropropane	ND	ug/L	0.50	0.26	1		06/16/21 03:39	96-18-4	
1,2,4-Trimethylbenzene	ND	ug/L	0.50	0.50	1		06/16/21 03:39	95-63-6	
1,3,5-Trimethylbenzene	ND	ug/L	0.50	0.33	1		06/16/21 03:39	108-67-8	
Vinyl chloride	ND	ug/L	1.0	0.39	1		06/16/21 03:39	75-01-4	
m&p-Xylene	ND	ug/L	1.0	0.71	1		06/16/21 03:39	179601-23-1	
o-Xylene	ND	ug/L	0.50	0.34	1		06/16/21 03:39	95-47-6	
Surrogates									
1,2-Dichloroethane-d4 (S)	108	%	70-130		1		07/09/21 12:50	17060-07-0	
4-Bromofluorobenzene (S)	102	%	70-130		1		07/09/21 12:50	460-00-4	
Toluene-d8 (S)	99	%	70-130		1		07/09/21 12:50	2037-26-5	

REPORT OF LABORATORY ANALYSIS

This report shall not be reproduced, except in full,
without the written consent of Pace Analytical Services, LLC.

Pace Analytical Services, LLC
9800 Kincey Ave. Suite 100
Huntersville, NC 28078
(704)875-9092

QUALITY CONTROL DATA

Project: 2020-L1-2448 Incident
Pace Project No.: 92544294

QC Batch: 627591
QC Batch Method: MADEP VPH
Analysis Method: MADEP VPH
Analysis Description: VPH NC Water
Laboratory: Pace Analytical Services - Charlotte
Associated Lab Samples: 92544294001

METHOD BLANK: 3299377 Matrix: Water
Associated Lab Samples: 92544294001

Parameter	Units	Blank Result	Reporting Limit	MDL	Analyzed	Qualifiers
Aliphatic (C05-C08)	ug/L	ND	50.0	50.0	06/17/21 02:30	N2
Aliphatic (C09-C12)	ug/L	ND	50.0	50.0	06/17/21 02:30	N2
Aromatic (C09-C10)	ug/L	ND	50.0	50.0	06/17/21 02:30	N2
4-Bromofluorobenzene (FID) (S)	%	113	70-130		06/17/21 02:30	
4-Bromofluorobenzene (PID) (S)	%	112	70-130		06/17/21 02:30	

LABORATORY CONTROL SAMPLE & LCSD: 3299378 3299379

Parameter	Units	Spike Conc.	LCS Result	LCSD Result	LCS % Rec	LCSD % Rec	% Rec Limits	RPD	Max RPD	Qualifiers
Aliphatic (C05-C08)	ug/L	300	299	294	100	98	70-130	2	25	N2
Aliphatic (C09-C12)	ug/L	300	362	374	121	125	70-130	3	25	N2
Aromatic (C09-C10)	ug/L	100	106	113	106	113	70-130	7	25	N2
4-Bromofluorobenzene (FID) (S)	%				107	113	70-130			
4-Bromofluorobenzene (PID) (S)	%				103	107	70-130			

Results presented on this page are in the units indicated by the "Units" column except where an alternate unit is presented to the right of the result.

REPORT OF LABORATORY ANALYSIS

This report shall not be reproduced, except in full,
without the written consent of Pace Analytical Services, LLC.

Pace Analytical Services, LLC
9800 Kincey Ave. Suite 100
Huntersville, NC 28078
(704)875-9092

QUALITY CONTROL DATA

Project: 2020-L1-2448 Incident
Pace Project No.: 92544294

QC Batch: 627822
QC Batch Method: EPA 3010A
Analysis Method: EPA 6010D
Analysis Description: 6010 MET
Laboratory: Pace Analytical Services - Asheville
Associated Lab Samples: 92544294001

METHOD BLANK: 3300397 Matrix: Water
Associated Lab Samples: 92544294001

Parameter	Units	Blank Result	Reporting Limit	MDL	Analyzed	Qualifiers
Lead	ug/L	ND	5.0	4.5	06/21/21 19:38	

LABORATORY CONTROL SAMPLE: 3300398

Parameter	Units	Spike Conc.	LCS Result	LCS % Rec	% Rec Limits	Qualifiers
Lead	ug/L	500	466	93	80-120	

MATRIX SPIKE & MATRIX SPIKE DUPLICATE: 3300399 3300400

Parameter	Units	92544294001 Result	MS Spike Conc.	MSD Spike Conc.	MS Result	MSD Result	MS % Rec	MSD % Rec	% Rec Limits	RPD	Max RPD	Qual
Lead	ug/L	ND	500	500	460	474	91	94	75-125	3	20	

Results presented on this page are in the units indicated by the "Units" column except where an alternate unit is presented to the right of the result.

REPORT OF LABORATORY ANALYSIS

This report shall not be reproduced, except in full,
without the written consent of Pace Analytical Services, LLC.

Pace Analytical Services, LLC
9800 Kincey Ave. Suite 100
Huntersville, NC 28078
(704)875-9092

QUALITY CONTROL DATA

Project: 2020-L1-2448 Incident
Pace Project No.: 92544294

QC Batch: 627249
QC Batch Method: SM 6200B
Analysis Method: SM 6200B
Analysis Description: 6200B MSV
Laboratory: Pace Analytical Services - Charlotte

Associated Lab Samples: 92544294001

METHOD BLANK: 3297569 Matrix: Water
Associated Lab Samples: 92544294001

Parameter	Units	Blank Result	Reporting Limit	MDL	Analyzed	Qualifiers
1,1,1,2-Tetrachloroethane	ug/L	ND	0.50	0.31	06/15/21 22:32	
1,1,1-Trichloroethane	ug/L	ND	0.50	0.33	06/15/21 22:32	
1,1,2,2-Tetrachloroethane	ug/L	ND	0.50	0.22	06/15/21 22:32	
1,1,2-Trichloroethane	ug/L	ND	0.50	0.32	06/15/21 22:32	
1,1-Dichloroethane	ug/L	ND	0.50	0.37	06/15/21 22:32	
1,1-Dichloroethene	ug/L	ND	0.50	0.35	06/15/21 22:32	
1,1-Dichloropropene	ug/L	ND	0.50	0.43	06/15/21 22:32	
1,2,3-Trichlorobenzene	ug/L	ND	2.0	0.81	06/15/21 22:32	
1,2,3-Trichloropropane	ug/L	ND	0.50	0.26	06/15/21 22:32	
1,2,4-Trichlorobenzene	ug/L	ND	2.0	0.64	06/15/21 22:32	
1,2,4-Trimethylbenzene	ug/L	ND	0.50	0.50	06/15/21 22:32	
1,2-Dibromo-3-chloropropane	ug/L	ND	1.0	0.34	06/15/21 22:32	
1,2-Dibromoethane (EDB)	ug/L	ND	0.50	0.27	06/15/21 22:32	
1,2-Dichlorobenzene	ug/L	ND	0.50	0.34	06/15/21 22:32	
1,2-Dichloroethane	ug/L	ND	0.50	0.32	06/15/21 22:32	
1,2-Dichloropropane	ug/L	ND	0.50	0.36	06/15/21 22:32	
1,3,5-Trimethylbenzene	ug/L	ND	0.50	0.33	06/15/21 22:32	
1,3-Dichlorobenzene	ug/L	ND	0.50	0.34	06/15/21 22:32	
1,3-Dichloropropane	ug/L	ND	0.50	0.28	06/15/21 22:32	
1,4-Dichlorobenzene	ug/L	ND	0.50	0.33	06/15/21 22:32	
2,2-Dichloropropane	ug/L	ND	0.50	0.39	06/15/21 22:32	
2-Chlorotoluene	ug/L	ND	0.50	0.32	06/15/21 22:32	
4-Chlorotoluene	ug/L	ND	0.50	0.32	06/15/21 22:32	
Benzene	ug/L	ND	0.50	0.34	06/15/21 22:32	
Bromobenzene	ug/L	ND	0.50	0.29	06/15/21 22:32	
Bromochloromethane	ug/L	ND	0.50	0.47	06/15/21 22:32	
Bromodichloromethane	ug/L	ND	0.50	0.31	06/15/21 22:32	
Bromoform	ug/L	ND	0.50	0.34	06/15/21 22:32	
Bromomethane	ug/L	ND	5.0	1.7	06/15/21 22:32	
Carbon tetrachloride	ug/L	ND	0.50	0.33	06/15/21 22:32	
Chlorobenzene	ug/L	ND	0.50	0.28	06/15/21 22:32	
Chloroethane	ug/L	ND	1.0	0.65	06/15/21 22:32	
Chloroform	ug/L	ND	0.50	0.35	06/15/21 22:32	
Chloromethane	ug/L	ND	1.0	0.54	06/15/21 22:32	
cis-1,2-Dichloroethene	ug/L	ND	0.50	0.38	06/15/21 22:32	
cis-1,3-Dichloropropene	ug/L	ND	0.50	0.36	06/15/21 22:32	
Dibromochloromethane	ug/L	ND	0.50	0.36	06/15/21 22:32	
Dibromomethane	ug/L	ND	0.50	0.39	06/15/21 22:32	
Dichlorodifluoromethane	ug/L	ND	0.50	0.35	06/15/21 22:32	
Diisopropyl ether	ug/L	ND	0.50	0.31	06/15/21 22:32	

Results presented on this page are in the units indicated by the "Units" column except where an alternate unit is presented to the right of the result.

REPORT OF LABORATORY ANALYSIS

This report shall not be reproduced, except in full,
without the written consent of Pace Analytical Services, LLC.

Pace Analytical Services, LLC
9800 Kincey Ave. Suite 100
Huntersville, NC 28078
(704)875-9092

QUALITY CONTROL DATA

Project: 2020-L1-2448 Incident
Pace Project No.: 92544294

METHOD BLANK: 3297569 Matrix: Water
Associated Lab Samples: 92544294001

Parameter	Units	Blank Result	Reporting Limit	MDL	Analyzed	Qualifiers
Ethylbenzene	ug/L	ND	0.50	0.30	06/15/21 22:32	
Hexachloro-1,3-butadiene	ug/L	ND	2.0	1.5	06/15/21 22:32	
Isopropylbenzene (Cumene)	ug/L	ND	0.50	0.33	06/15/21 22:32	
m&p-Xylene	ug/L	ND	1.0	0.71	06/15/21 22:32	
Methyl-tert-butyl ether	ug/L	ND	0.50	0.42	06/15/21 22:32	
Methylene Chloride	ug/L	ND	2.0	2.0	06/15/21 22:32	
n-Butylbenzene	ug/L	ND	0.50	0.49	06/15/21 22:32	
n-Propylbenzene	ug/L	ND	0.50	0.34	06/15/21 22:32	
Naphthalene	ug/L	ND	2.0	0.64	06/15/21 22:32	
o-Xylene	ug/L	ND	0.50	0.34	06/15/21 22:32	
sec-Butylbenzene	ug/L	ND	0.50	0.40	06/15/21 22:32	
Styrene	ug/L	ND	0.50	0.29	06/15/21 22:32	
tert-Butylbenzene	ug/L	ND	0.50	0.32	06/15/21 22:32	
Tetrachloroethene	ug/L	ND	0.50	0.29	06/15/21 22:32	
Toluene	ug/L	ND	0.50	0.48	06/15/21 22:32	
trans-1,2-Dichloroethene	ug/L	ND	0.50	0.40	06/15/21 22:32	
trans-1,3-Dichloropropene	ug/L	ND	0.50	0.36	06/15/21 22:32	
Trichloroethene	ug/L	ND	0.50	0.38	06/15/21 22:32	
Trichlorofluoromethane	ug/L	ND	1.0	0.30	06/15/21 22:32	
Vinyl chloride	ug/L	ND	1.0	0.39	06/15/21 22:32	
1,2-Dichloroethane-d4 (S)	%	105	70-130		06/15/21 22:32	
4-Bromofluorobenzene (S)	%	103	70-130		06/15/21 22:32	
Toluene-d8 (S)	%	105	70-130		06/15/21 22:32	

LABORATORY CONTROL SAMPLE: 3297570

Parameter	Units	Spike Conc.	LCS Result	LCS % Rec	% Rec Limits	Qualifiers
1,1,1,2-Tetrachloroethane	ug/L	50	50.2	100	60-140	
1,1,1-Trichloroethane	ug/L	50	52.8	106	60-140	
1,1,2,2-Tetrachloroethane	ug/L	50	51.6	103	60-140	
1,1,2-Trichloroethane	ug/L	50	50.2	100	60-140	
1,1-Dichloroethane	ug/L	50	52.9	106	60-140	
1,1-Dichloroethene	ug/L	50	53.6	107	60-140	
1,1-Dichloropropene	ug/L	50	51.7	103	60-140	
1,2,3-Trichlorobenzene	ug/L	50	37.9	76	60-140	
1,2,3-Trichloropropane	ug/L	50	49.6	99	60-140	
1,2,4-Trichlorobenzene	ug/L	50	37.8	76	60-140	
1,2,4-Trimethylbenzene	ug/L	50	46.0	92	60-140	
1,2-Dibromo-3-chloropropane	ug/L	50	52.9	106	60-140	
1,2-Dibromoethane (EDB)	ug/L	50	51.0	102	60-140	
1,2-Dichlorobenzene	ug/L	50	46.4	93	60-140	
1,2-Dichloroethane	ug/L	50	47.4	95	60-140	
1,2-Dichloropropane	ug/L	50	50.4	101	60-140	
1,3,5-Trimethylbenzene	ug/L	50	46.7	93	60-140	

Results presented on this page are in the units indicated by the "Units" column except where an alternate unit is presented to the right of the result.

REPORT OF LABORATORY ANALYSIS

This report shall not be reproduced, except in full,
without the written consent of Pace Analytical Services, LLC.

Pace Analytical Services, LLC
9800 Kincey Ave. Suite 100
Huntersville, NC 28078
(704)875-9092

QUALITY CONTROL DATA

Project: 2020-L1-2448 Incident
Pace Project No.: 92544294

LABORATORY CONTROL SAMPLE: 3297570

Parameter	Units	Spike Conc.	LCS Result	LCS % Rec	% Rec Limits	Qualifiers
1,3-Dichlorobenzene	ug/L	50	46.2	92	60-140	
1,3-Dichloropropane	ug/L	50	51.9	104	60-140	
1,4-Dichlorobenzene	ug/L	50	46.7	93	60-140	
2,2-Dichloropropane	ug/L	50	54.0	108	60-140	
2-Chlorotoluene	ug/L	50	49.1	98	60-140	
4-Chlorotoluene	ug/L	50	47.4	95	60-140	
Benzene	ug/L	50	49.6	99	60-140	
Bromobenzene	ug/L	50	48.8	98	60-140	
Bromochloromethane	ug/L	50	49.8	100	60-140	
Bromodichloromethane	ug/L	50	51.8	104	60-140	
Bromoform	ug/L	50	50.4	101	60-140	
Bromomethane	ug/L	50	55.0	110	60-140	
Carbon tetrachloride	ug/L	50	52.0	104	60-140	
Chlorobenzene	ug/L	50	49.6	99	60-140	
Chloroethane	ug/L	50	50.6	101	60-140	
Chloroform	ug/L	50	51.2	102	60-140	
Chloromethane	ug/L	50	51.5	103	60-140	
cis-1,2-Dichloroethene	ug/L	50	52.0	104	60-140	
cis-1,3-Dichloropropene	ug/L	50	51.9	104	60-140	
Dibromochloromethane	ug/L	50	52.6	105	60-140	
Dibromomethane	ug/L	50	47.9	96	60-140	
Dichlorodifluoromethane	ug/L	50	55.7	111	60-140	
Diisopropyl ether	ug/L	50	50.6	101	60-140	
Ethylbenzene	ug/L	50	50.1	100	60-140	
Hexachloro-1,3-butadiene	ug/L	50	30.4	61	60-140	
Isopropylbenzene (Cumene)	ug/L	50	50.5	101	60-140	
m&p-Xylene	ug/L	100	100	100	60-140	
Methyl-tert-butyl ether	ug/L	50	50.9	102	60-140	
Methylene Chloride	ug/L	50	54.3	109	60-140	
n-Butylbenzene	ug/L	50	38.5	77	60-140	
n-Propylbenzene	ug/L	50	46.4	93	60-140	
Naphthalene	ug/L	50	43.7	87	60-140	
o-Xylene	ug/L	50	49.6	99	60-140	
sec-Butylbenzene	ug/L	50	41.9	84	60-140	
Styrene	ug/L	50	50.9	102	60-140	
tert-Butylbenzene	ug/L	50	38.6	77	60-140	
Tetrachloroethene	ug/L	50	48.2	96	60-140	
Toluene	ug/L	50	48.7	97	60-140	
trans-1,2-Dichloroethene	ug/L	50	53.0	106	60-140	
trans-1,3-Dichloropropene	ug/L	50	52.5	105	60-140	
Trichloroethene	ug/L	50	48.4	97	60-140	
Trichlorofluoromethane	ug/L	50	47.8	96	60-140	
Vinyl chloride	ug/L	50	52.3	105	60-140	
1,2-Dichloroethane-d4 (S)	%			99	70-130	
4-Bromofluorobenzene (S)	%			104	70-130	
Toluene-d8 (S)	%			102	70-130	

Results presented on this page are in the units indicated by the "Units" column except where an alternate unit is presented to the right of the result.

REPORT OF LABORATORY ANALYSIS

This report shall not be reproduced, except in full,
without the written consent of Pace Analytical Services, LLC.

Pace Analytical Services, LLC
9800 Kincey Ave. Suite 100
Huntersville, NC 28078
(704)875-9092

QUALITY CONTROL DATA

Project: 2020-L1-2448 Incident
Pace Project No.: 92544294

MATRIX SPIKE & MATRIX SPIKE DUPLICATE: 3298336 3298337

Parameter	Units	92544313001 Result	MS Spike Conc.	MSD Spike Conc.	MS Result	MSD Result	MS % Rec	MSD % Rec	% Rec Limits	RPD	Max RPD	Qual
1,1,1,2-Tetrachloroethane	ug/L	ND	20	20	21.7	22.2	108	111	60-140	2	30	
1,1,1-Trichloroethane	ug/L	ND	20	20	23.5	24.0	117	120	60-140	2	30	
1,1,2,2-Tetrachloroethane	ug/L	ND	20	20	22.0	21.8	110	109	60-140	1	30	
1,1,2-Trichloroethane	ug/L	ND	20	20	21.0	21.2	105	106	60-140	1	30	
1,1-Dichloroethane	ug/L	ND	20	20	23.1	23.3	116	117	60-140	1	30	
1,1-Dichloroethene	ug/L	ND	20	20	24.3	24.1	121	121	60-140	1	30	
1,1-Dichloropropene	ug/L	ND	20	20	23.7	23.1	118	116	60-140	3	30	
1,2,3-Trichlorobenzene	ug/L	ND	20	20	26.2	24.5	131	123	60-140	6	30	
1,2,3-Trichloropropane	ug/L	ND	20	20	22.0	21.6	110	108	60-140	2	30	
1,2,4-Trichlorobenzene	ug/L	ND	20	20	25.0	23.9	125	120	60-140	4	30	
1,2,4-Trimethylbenzene	ug/L	ND	20	20	22.5	22.9	113	114	60-140	1	30	
1,2-Dibromo-3-chloropropane	ug/L	ND	20	20	22.3	22.4	112	112	60-140	0	30	
1,2-Dibromoethane (EDB)	ug/L	ND	20	20	21.6	22.1	108	110	60-140	2	30	
1,2-Dichlorobenzene	ug/L	ND	20	20	20.9	21.0	105	105	60-140	1	30	
1,2-Dichloroethane	ug/L	ND	20	20	20.2	20.8	101	104	60-140	3	30	
1,2-Dichloropropane	ug/L	ND	20	20	21.4	21.9	107	109	60-140	2	30	
1,3,5-Trimethylbenzene	ug/L	ND	20	20	22.7	23.2	114	116	60-140	2	30	
1,3-Dichlorobenzene	ug/L	ND	20	20	21.1	21.2	105	106	60-140	1	30	
1,3-Dichloropropane	ug/L	ND	20	20	21.7	22.4	109	112	60-140	3	30	
1,4-Dichlorobenzene	ug/L	ND	20	20	21.1	21.4	105	107	60-140	2	30	
2,2-Dichloropropane	ug/L	ND	20	20	25.1	24.9	125	125	60-140	0	30	
2-Chlorotoluene	ug/L	ND	20	20	21.6	22.5	108	112	60-140	4	30	
4-Chlorotoluene	ug/L	ND	20	20	21.1	21.7	106	109	60-140	3	30	
Benzene	ug/L	ND	20	20	21.8	21.7	109	108	60-140	0	30	
Bromobenzene	ug/L	ND	20	20	20.2	21.0	101	105	60-140	4	30	
Bromochloromethane	ug/L	ND	20	20	21.4	21.6	107	108	60-140	1	30	
Bromodichloromethane	ug/L	ND	20	20	22.1	22.4	110	112	60-140	1	30	
Bromoform	ug/L	ND	20	20	21.7	22.0	108	110	60-140	1	30	
Bromomethane	ug/L	ND	20	20	27.1	26.1	135	131	60-140	4	30	
Carbon tetrachloride	ug/L	ND	20	20	23.9	24.5	119	122	60-140	3	30	
Chlorobenzene	ug/L	ND	20	20	21.4	21.9	107	110	60-140	2	30	
Chloroethane	ug/L	ND	20	20	24.5	24.3	122	121	60-140	1	30	
Chloroform	ug/L	9.9	20	20	32.1	31.9	111	110	60-140	1	30	
Chloromethane	ug/L	ND	20	20	24.5	23.7	123	118	60-140	3	30	
cis-1,2-Dichloroethene	ug/L	ND	20	20	23.2	22.9	116	115	60-140	1	30	
cis-1,3-Dichloropropene	ug/L	ND	20	20	21.9	22.1	110	110	60-140	1	30	
Dibromochloromethane	ug/L	ND	20	20	22.2	22.8	111	114	60-140	3	30	
Dibromomethane	ug/L	ND	20	20	20.3	20.5	102	102	60-140	1	30	
Dichlorodifluoromethane	ug/L	ND	20	20	24.6	24.5	123	123	60-140	0	30	
Diisopropyl ether	ug/L	ND	20	20	21.8	22.0	109	110	60-140	1	30	
Ethylbenzene	ug/L	ND	20	20	22.1	22.7	111	114	60-140	3	30	
Hexachloro-1,3-butadiene	ug/L	ND	20	20	26.3	25.5	132	127	60-140	3	30	
Isopropylbenzene (Cumene)	ug/L	ND	20	20	23.7	24.0	118	120	60-140	1	30	
m&p-Xylene	ug/L	ND	40	40	45.1	45.5	113	114	60-140	1	30	

Results presented on this page are in the units indicated by the "Units" column except where an alternate unit is presented to the right of the result.

REPORT OF LABORATORY ANALYSIS

This report shall not be reproduced, except in full,
without the written consent of Pace Analytical Services, LLC.

Pace Analytical Services, LLC
9800 Kincey Ave. Suite 100
Huntersville, NC 28078
(704)875-9092

QUALITY CONTROL DATA

Project: 2020-L1-2448 Incident
Pace Project No.: 92544294

MATRIX SPIKE & MATRIX SPIKE DUPLICATE: 3298336 3298337

Parameter	Units	92544313001 Result	MS Spike Conc.	MSD Spike Conc.	MS Result	MSD Result	MS % Rec	MSD % Rec	% Rec Limits	RPD	Max RPD	Qual
Methyl-tert-butyl ether	ug/L	ND	20	20	21.0	21.4	105	107	60-140	2	30	
Methylene Chloride	ug/L	ND	20	20	23.3	23.2	117	116	60-140	1	30	
n-Butylbenzene	ug/L	ND	20	20	24.9	24.6	125	123	60-140	1	30	
n-Propylbenzene	ug/L	ND	20	20	22.3	22.7	111	113	60-140	2	30	
Naphthalene	ug/L	ND	20	20	25.2	23.4	126	117	60-140	7	30	
o-Xylene	ug/L	ND	20	20	21.8	22.2	109	111	60-140	2	30	
sec-Butylbenzene	ug/L	ND	20	20	23.3	23.4	117	117	60-140	0	30	
Styrene	ug/L	ND	20	20	21.6	22.1	108	110	60-140	2	30	
tert-Butylbenzene	ug/L	ND	20	20	19.3	20.1	97	100	60-140	4	30	
Tetrachloroethene	ug/L	ND	20	20	22.2	22.6	111	113	60-140	2	30	
Toluene	ug/L	ND	20	20	21.4	21.5	107	107	60-140	1	30	
trans-1,2-Dichloroethene	ug/L	ND	20	20	23.7	24.2	118	121	60-140	2	30	
trans-1,3-Dichloropropene	ug/L	ND	20	20	22.0	21.7	110	108	60-140	2	30	
Trichloroethene	ug/L	ND	20	20	21.4	21.8	107	109	60-140	2	30	
Trichlorofluoromethane	ug/L	ND	20	20	24.1	24.2	120	121	60-140	1	30	
Vinyl chloride	ug/L	ND	20	20	23.3	23.1	116	115	60-140	1	30	
1,2-Dichloroethane-d4 (S)	%						108	104	70-130			
4-Bromofluorobenzene (S)	%						105	103	70-130			
Toluene-d8 (S)	%						101	102	70-130			

Results presented on this page are in the units indicated by the "Units" column except where an alternate unit is presented to the right of the result.

REPORT OF LABORATORY ANALYSIS

This report shall not be reproduced, except in full,
without the written consent of Pace Analytical Services, LLC.

Pace Analytical Services, LLC
9800 Kincey Ave. Suite 100
Huntersville, NC 28078
(704)875-9092

QUALITY CONTROL DATA

Project: 2020-L1-2448 Incident
Pace Project No.: 92544294

QC Batch: 632168
QC Batch Method: SM 6200B
Analysis Method: SM 6200B
Analysis Description: 6200B MSV
Laboratory: Pace Analytical Services - Charlotte
Associated Lab Samples: 92544294001

METHOD BLANK: 3320736 Matrix: Water
Associated Lab Samples: 92544294001

Parameter	Units	Blank Result	Reporting Limit	MDL	Analyzed	Qualifiers
Naphthalene	ug/L	ND	2.0	0.64	07/09/21 12:32	
1,2-Dichloroethane-d4 (S)	%	111	70-130		07/09/21 12:32	
4-Bromofluorobenzene (S)	%	99	70-130		07/09/21 12:32	
Toluene-d8 (S)	%	100	70-130		07/09/21 12:32	

LABORATORY CONTROL SAMPLE: 3320737

Parameter	Units	Spike Conc.	LCS Result	LCS % Rec	% Rec Limits	Qualifiers
Naphthalene	ug/L	50	51.5	103	60-140	
1,2-Dichloroethane-d4 (S)	%			108	70-130	
4-Bromofluorobenzene (S)	%			103	70-130	
Toluene-d8 (S)	%			98	70-130	

MATRIX SPIKE & MATRIX SPIKE DUPLICATE: 3320738 3320739

Parameter	Units	92547837012 Result	MS Spike Conc.	MSD Spike Conc.	MS Result	MSD Result	MS % Rec	MSD % Rec	% Rec Limits	RPD	Max RPD	Qual
Naphthalene	ug/L	605	5000	5000	5630	5990	101	108	60-140	6	30	
1,2-Dichloroethane-d4 (S)	%						104	106	70-130			
4-Bromofluorobenzene (S)	%						101	102	70-130			
Toluene-d8 (S)	%						98	101	70-130			

Results presented on this page are in the units indicated by the "Units" column except where an alternate unit is presented to the right of the result.

REPORT OF LABORATORY ANALYSIS

This report shall not be reproduced, except in full,
without the written consent of Pace Analytical Services, LLC.

Pace Analytical Services, LLC
9800 Kincey Ave. Suite 100
Huntersville, NC 28078
(704)875-9092

QUALIFIERS

Project: 2020-L1-2448 Incident
Pace Project No.: 92544294

DEFINITIONS

DF - Dilution Factor, if reported, represents the factor applied to the reported data due to dilution of the sample aliquot.

ND - Not Detected at or above adjusted reporting limit.

TNTC - Too Numerous To Count

J - Estimated concentration above the adjusted method detection limit and below the adjusted reporting limit.

MDL - Adjusted Method Detection Limit.

PQL - Practical Quantitation Limit.

RL - Reporting Limit - The lowest concentration value that meets project requirements for quantitative data with known precision and bias for a specific analyte in a specific matrix.

S - Surrogate

1,2-Diphenylhydrazine decomposes to and cannot be separated from Azobenzene using Method 8270. The result for each analyte is a combined concentration.

Consistent with EPA guidelines, unrounded data are displayed and have been used to calculate % recovery and RPD values.

LCS(D) - Laboratory Control Sample (Duplicate)

MS(D) - Matrix Spike (Duplicate)

DUP - Sample Duplicate

RPD - Relative Percent Difference

NC - Not Calculable.

SG - Silica Gel - Clean-Up

U - Indicates the compound was analyzed for, but not detected.

Acid preservation may not be appropriate for 2 Chloroethylvinyl ether.

A separate vial preserved to a pH of 4-5 is recommended in SW846 Chapter 4 for the analysis of Acrolein and Acrylonitrile by EPA Method 8260.

N-Nitrosodiphenylamine decomposes and cannot be separated from Diphenylamine using Method 8270. The result reported for each analyte is a combined concentration.

Pace Analytical is TNI accredited. Contact your Pace PM for the current list of accredited analytes.

TNI - The NELAC Institute.

ANALYTE QUALIFIERS

C8	Result may be biased high due to carryover from previously analyzed sample.
H1	Analysis conducted outside the EPA method holding time.
N2	The lab does not hold NELAC/TNI accreditation for this parameter but other accreditations/certifications may apply. A complete list of accreditations/certifications is available upon request.

This report shall not be reproduced, except in full,
without the written consent of Pace Analytical Services, LLC.

Pace Analytical Services, LLC
9800 Kincey Ave. Suite 100
Huntersville, NC 28078
(704)875-9092

QUALITY CONTROL DATA CROSS REFERENCE TABLE

Project: 2020-L1-2448 Incident
Pace Project No.: 92544294

Lab ID	Sample ID	QC Batch Method	QC Batch	Analytical Method	Analytical Batch
92544294001	**13926A_HC_RD_20210615**	MADEP VPH	627591		
92544294001	**13926A_HC_RD_20210615**	EPA 3010A	627822	EPA 6010D	628356
92544294001	**13926A_HC_RD_20210615**	SM 6200B	627249		
92544294001	**13926A_HC_RD_20210615**	SM 6200B	632168		

This report shall not be reproduced, except in full,
without the written consent of Pace Analytical Services, LLC.

CHAIN-OF-CUSTODY Analytical Request Document

Pace Analytical®

Chain-of-Custody is a LEGAL DOCUMENT - Complete all relevent fields

LAB USE ONLY- / ALI

WO# : 92544294

92544294

Container Prese

** Preservative Types: (1) nitric acid, (2) sulfuric acid, (3) hydrochloric acid, (4) sodium hydroxide, (5) zinc acetate, (6) methanol, (7) sodium bisulfate, (8) sodium thiosulfate, (9) hexane, (A) ascorbic acid, (B) ammonium sulfate, (C) ammonium hydroxide, (D) TSP, (U) Unpreserved, (O) Other _____

Company: Apex Companies	Billing Information:	
Address:		
Report To: Andrew Street	Email To: AndrewStreet@apexcos.com	
Copy To:	Site Collection Info/Address: 13926A Huntersville Concord Rd	
Customer Project Name/Number: 2020-4-2448 Incident	State: NC County/City: Huntersville Time Zone Collected: [ ] PT [ ] MT [ ] CT [ ] ET	
Phone: Email:	Site/Facility ID #:	Compliance Monitoring? [ ] Yes [ ] No
Collected By (print): Naomi Fretz	Purchase Order #: Quote #:	DW PWS ID #: DW Location Code:
Collected By (signature): Naomi Fretz	Turnaround Date Required: ASAP	Immediately Packed on Ice: [ ] Yes [ ] No
Sample Disposal: [ ] Dispose as appropriate [ ] Return [ ] Archive: _____ [ ] Hold: _____	Rush: [ ] Same Day [ ] Next Day [ ] 2 Day [ ] 3 Day [ ] 4 Day [ ] 5 Day (Expedite Charges Apply)	Field Filtered (if applicable): [ ] Yes [ ] No Analysis: _____

* Matrix Codes (Insert in Matrix box below): Drinking Water (DW), Ground Water (GW), Wastewater (WW), Product (P), Soil/Solid (SL), Oil (OL), Wipe (WP), Air (AR), Tissue (TS), Bioassay (B), Vapor (V), Other (OT)

Customer Sample ID	Matrix *	Comp / Grab	Collected (or Composite Start) Date	Collected (or Composite Start) Time	Composite End Date	Composite End Time	Res Cl	# of Ctns	VOCs 6200B	MADEP VPH	Lead								Lab Sample # / Comments:
13926A_HC_RD_20210615	DW	C	6-15-21	1155				8	X	X	X								92544294 001

Lab Profile/Line:

Lab Sample Receipt Checklist:

Custody Seals Present/Intact	Y	N	NA
Custody Signatures Present	Y	N	NA
Collector Signature Present	Y	N	NA
Bottles Intact	Y	N	NA
Correct Bottles	Y	N	NA
Sufficient Volume	Y	N	NA
Samples Received on Ice	Y	N	NA
VOA - Headspace Acceptable	Y	N	NA
USDA Regulated Soils	Y	N	NA
Samples in Holding Time	Y	N	NA
Residual Chlorine Present	Y	N	NA
Cl Strips: _____			
Sample pH Acceptable	Y	N	NA
pH Strips: 7 2350 9941			
Sulfide Present	Y	N	NA
Lead Acetate Strips: _____			

LAB USE ONLY:

Customer Remarks / Special Conditions / Possible Hazards:

Type of Ice Used: Wet Blue Dry None

Packing Material Used: BB

Radchem sample(s) screened (<500 cpm): Y N NA

SHORT HOLDS PRESENT (<72 hours): Y N N/A

Lab Tracking #: 2560414

Samples received via: FEDEX UPS Client Courier Pace Courier

Lab Sample Temperature Info:
Temp Blank Received: Y N NA
Therm ID#: 92706A
Cooler 1 Temp Upon Receipt: 3.1 oC
Cooler 1 Therm Corr. Factor: -0.1 oC
Cooler 1 Corrected Temp: 3.0 oC
Comments:

Relinquished by/Company: (Signature)	Date/Time:	Received by/Company: (Signature)	Date/Time:
Naomi Fretz / Apex	6-15-21 1250	JD Pace HL	6-15-21 1250
Relinquished by/Company: (Signature)	Date/Time:	Received by/Company: (Signature)	Date/Time:
Relinquished by/Company: (Signature)	Date/Time:	Received by/Company: (Signature)	Date/Time:

MTJL LAB USE ONLY
Table #:
Acctnum:
Template:
Prelogin:
PM:
PB:

Trip Blank Received: Y N NA
HCL MeOH TSP Other

Non Conformance(s): YES / NO

Page: _____ of: _____

Pace Analytical Services, LLC
9800 Kincey Ave. Suite 100
Huntersville, NC 28078
(704)875-9092

June 23, 2021

Andrew Street
Apex Companies - NC
5900 Northwoods Business Pkwy
Suite 5900-0
Charlotte, NC 28269

RE: Project: 2020-L1-2448 Incident
Pace Project No.: 92544297

Dear Andrew Street:

Enclosed are the analytical results for sample(s) received by the laboratory on June 15, 2021. The results relate only to the samples included in this report. Results reported herein conform to the applicable TNI/NELAC Standards and the laboratory's Quality Manual, where applicable, unless otherwise noted in the body of the report.

The test results provided in this final report were generated by each of the following laboratories within the Pace Network:

- Pace Analytical Services - Asheville
- Pace Analytical Services - Charlotte

If you have any questions concerning this report, please feel free to contact me.

Sincerely,

Angela M. Baioni

Angela Baioni
angela.baioni@pacelabs.com
(704)875-9092
Project Manager

Enclosures

cc: J Culbreath, Colonial Pipeline Company
Naomi Fretz, APEX Companies, LLC
Robert Hughes, Colonial Pipeline
Cameron Lee, Montrose-EPS
Jamie Moran, APEX Companies, LLC
Jeff Morrison, Colonial Pipeline Company
Tom Naumann, APEX Companies - NC
Joe Nicolette, Montrose-EPS
Christopher Schultz, Apex Companies
Matt Teixeira, Apex Companies, LLC
Michael Verdon, Colonial Pipeline Company
JM Wyatt, Colonial Pipeline Company

REPORT OF LABORATORY ANALYSIS

This report shall not be reproduced, except in full,
without the written consent of Pace Analytical Services, LLC.

Pace Analytical Services, LLC
9800 Kincey Ave. Suite 100
Huntersville, NC 28078
(704)875-9092

CERTIFICATIONS

Project: 2020-L1-2448 Incident
Pace Project No.: 92544297

Pace Analytical Services Charlotte

9800 Kincey Ave. Ste 100, Huntersville, NC 28078
Louisiana/NELAP Certification # LA170028
North Carolina Drinking Water Certification #: 37706
North Carolina Field Services Certification #: 5342
North Carolina Wastewater Certification #: 12
South Carolina Certification #: 99006001
Florida/NELAP Certification #: E87627
Kentucky UST Certification #: 84
Virginia/VELAP Certification #: 460221

Pace Analytical Services Asheville

2225 Riverside Drive, Asheville, NC 28804
Florida/NELAP Certification #: E87648
North Carolina Drinking Water Certification #: 37712
North Carolina Wastewater Certification #: 40
South Carolina Certification #: 99030001
Virginia/VELAP Certification #: 460222

This report shall not be reproduced, except in full,
without the written consent of Pace Analytical Services, LLC.

Pace Analytical Services, LLC
9800 Kincey Ave. Suite 100
Huntersville, NC 28078
(704)875-9092

SAMPLE SUMMARY

Project: 2020-L1-2448 Incident
Pace Project No.: 92544297

Lab ID	Sample ID	Matrix	Date Collected	Date Received
92544297001	**13835_AC_RD_20210615**	Water	06/15/21 10:20	06/15/21 12:50

REPORT OF LABORATORY ANALYSIS

This report shall not be reproduced, except in full,
without the written consent of Pace Analytical Services, LLC.

Pace Analytical Services, LLC
9800 Kincey Ave. Suite 100
Huntersville, NC 28078
(704)875-9092

SAMPLE ANALYTE COUNT

Project: 2020-L1-2448 Incident
Pace Project No.: 92544297

Lab ID	Sample ID	Method	Analysts	Analytes Reported	Laboratory
92544297001	**13835_AC_RD_20210615**	MADEP VPH	MAD	7	PASI-C
		EPA 6010D	SH1	1	PASI-A
		SM 6200B	SAS	63	PASI-C

PASI-A = Pace Analytical Services - Asheville
PASI-C = Pace Analytical Services - Charlotte

This report shall not be reproduced, except in full,
without the written consent of Pace Analytical Services, LLC.

Pace Analytical Services, LLC
9800 Kincey Ave. Suite 100
Huntersville, NC 28078
(704)875-9092

ANALYTICAL RESULTS

Project: 2020-L1-2448 Incident
Pace Project No.: 92544297

Sample: 13835_AC_RD_20210615 **Lab ID: 92544297001** Collected: 06/15/21 10:20 Received: 06/15/21 12:50 Matrix: Water

Parameters	Results	Units	Report Limit	MDL	DF	Prepared	Analyzed	CAS No.	Qual
VPH NC Water	Analytical Method: MADEP VPH Pace Analytical Services - Charlotte								
Total VPH (C5-C12)	ND	ug/L	50.0	50.0	1		06/16/21 20:20		N2
Aliphatic (C05-C08)	ND	ug/L	50.0	50.0	1		06/16/21 20:20		N2
Aliphatic (C09-C12)	ND	ug/L	50.0	50.0	1		06/16/21 20:20		N2
Aliphatic(C09-C12) Adjusted	ND	ug/L	50.0	50.0	1		06/16/21 20:20		N2
Aromatic (C09-C10)	ND	ug/L	50.0	50.0	1		06/16/21 20:20		N2
Surrogates									
4-Bromofluorobenzene (FID) (S)	89	%	70-130		1		06/16/21 20:20	460-00-4	
4-Bromofluorobenzene (PID) (S)	88	%	70-130		1		06/16/21 20:20	460-00-4	
6010 MET ICP	Analytical Method: EPA 6010D Preparation Method: EPA 3010A Pace Analytical Services - Asheville								
Lead	ND	ug/L	5.0	4.5	1	06/20/21 18:11	06/21/21 20:11	7439-92-1	
6200B MSV	Analytical Method: SM 6200B Pace Analytical Services - Charlotte								
Benzene	ND	ug/L	0.50	0.34	1		06/16/21 03:57	71-43-2	
Bromobenzene	ND	ug/L	0.50	0.29	1		06/16/21 03:57	108-86-1	
Bromochloromethane	ND	ug/L	0.50	0.47	1		06/16/21 03:57	74-97-5	
Bromodichloromethane	ND	ug/L	0.50	0.31	1		06/16/21 03:57	75-27-4	
Bromoform	ND	ug/L	0.50	0.34	1		06/16/21 03:57	75-25-2	
Bromomethane	ND	ug/L	5.0	1.7	1		06/16/21 03:57	74-83-9	
n-Butylbenzene	ND	ug/L	0.50	0.49	1		06/16/21 03:57	104-51-8	
sec-Butylbenzene	ND	ug/L	0.50	0.40	1		06/16/21 03:57	135-98-8	
tert-Butylbenzene	ND	ug/L	0.50	0.32	1		06/16/21 03:57	98-06-6	
Carbon tetrachloride	ND	ug/L	0.50	0.33	1		06/16/21 03:57	56-23-5	
Chlorobenzene	ND	ug/L	0.50	0.28	1		06/16/21 03:57	108-90-7	
Chloroethane	ND	ug/L	1.0	0.65	1		06/16/21 03:57	75-00-3	
Chloroform	**0.91**	ug/L	0.50	0.35	1		06/16/21 03:57	67-66-3	
Chloromethane	ND	ug/L	1.0	0.54	1		06/16/21 03:57	74-87-3	
2-Chlorotoluene	ND	ug/L	0.50	0.32	1		06/16/21 03:57	95-49-8	
4-Chlorotoluene	ND	ug/L	0.50	0.32	1		06/16/21 03:57	106-43-4	
1,2-Dibromo-3-chloropropane	ND	ug/L	1.0	0.34	1		06/16/21 03:57	96-12-8	
Dibromochloromethane	ND	ug/L	0.50	0.36	1		06/16/21 03:57	124-48-1	
1,2-Dibromoethane (EDB)	ND	ug/L	0.50	0.27	1		06/16/21 03:57	106-93-4	
Dibromomethane	ND	ug/L	0.50	0.39	1		06/16/21 03:57	74-95-3	
1,2-Dichlorobenzene	ND	ug/L	0.50	0.34	1		06/16/21 03:57	95-50-1	
1,3-Dichlorobenzene	ND	ug/L	0.50	0.34	1		06/16/21 03:57	541-73-1	
1,4-Dichlorobenzene	ND	ug/L	0.50	0.33	1		06/16/21 03:57	106-46-7	
Dichlorodifluoromethane	ND	ug/L	0.50	0.35	1		06/16/21 03:57	75-71-8	
1,1-Dichloroethane	ND	ug/L	0.50	0.37	1		06/16/21 03:57	75-34-3	
1,2-Dichloroethane	ND	ug/L	0.50	0.32	1		06/16/21 03:57	107-06-2	
1,1-Dichloroethene	ND	ug/L	0.50	0.35	1		06/16/21 03:57	75-35-4	
cis-1,2-Dichloroethene	ND	ug/L	0.50	0.38	1		06/16/21 03:57	156-59-2	
trans-1,2-Dichloroethene	ND	ug/L	0.50	0.40	1		06/16/21 03:57	156-60-5	
1,2-Dichloropropane	ND	ug/L	0.50	0.36	1		06/16/21 03:57	78-87-5	

REPORT OF LABORATORY ANALYSIS

This report shall not be reproduced, except in full,
without the written consent of Pace Analytical Services, LLC.

Pace Analytical Services, LLC
9800 Kincey Ave. Suite 100
Huntersville, NC 28078
(704)875-9092

ANALYTICAL RESULTS

Project: 2020-L1-2448 Incident
Pace Project No.: 92544297

Sample: 13835_AC_RD_20210615 **Lab ID: 92544297001** Collected: 06/15/21 10:20 Received: 06/15/21 12:50 Matrix: Water

Parameters	Results	Units	Report Limit	MDL	DF	Prepared	Analyzed	CAS No.	Qual
6200B MSV	Analytical Method: SM 6200B Pace Analytical Services - Charlotte								
1,3-Dichloropropane	ND	ug/L	0.50	0.28	1		06/16/21 03:57	142-28-9	
2,2-Dichloropropane	ND	ug/L	0.50	0.39	1		06/16/21 03:57	594-20-7	
1,1-Dichloropropene	ND	ug/L	0.50	0.43	1		06/16/21 03:57	563-58-6	
cis-1,3-Dichloropropene	ND	ug/L	0.50	0.36	1		06/16/21 03:57	10061-01-5	
trans-1,3-Dichloropropene	ND	ug/L	0.50	0.36	1		06/16/21 03:57	10061-02-6	
Diisopropyl ether	ND	ug/L	0.50	0.31	1		06/16/21 03:57	108-20-3	
Ethylbenzene	ND	ug/L	0.50	0.30	1		06/16/21 03:57	100-41-4	
Hexachloro-1,3-butadiene	ND	ug/L	2.0	1.5	1		06/16/21 03:57	87-68-3	
Isopropylbenzene (Cumene)	ND	ug/L	0.50	0.33	1		06/16/21 03:57	98-82-8	
Methylene Chloride	ND	ug/L	2.0	2.0	1		06/16/21 03:57	75-09-2	
Methyl-tert-butyl ether	ND	ug/L	0.50	0.42	1		06/16/21 03:57	1634-04-4	
Naphthalene	ND	ug/L	2.0	0.64	1		06/16/21 03:57	91-20-3	
n-Propylbenzene	ND	ug/L	0.50	0.34	1		06/16/21 03:57	103-65-1	
Styrene	ND	ug/L	0.50	0.29	1		06/16/21 03:57	100-42-5	
1,1,1,2-Tetrachloroethane	ND	ug/L	0.50	0.31	1		06/16/21 03:57	630-20-6	
1,1,2,2-Tetrachloroethane	ND	ug/L	0.50	0.22	1		06/16/21 03:57	79-34-5	
Tetrachloroethene	ND	ug/L	0.50	0.29	1		06/16/21 03:57	127-18-4	
Toluene	ND	ug/L	0.50	0.48	1		06/16/21 03:57	108-88-3	
1,2,3-Trichlorobenzene	ND	ug/L	2.0	0.81	1		06/16/21 03:57	87-61-6	
1,2,4-Trichlorobenzene	ND	ug/L	2.0	0.64	1		06/16/21 03:57	120-82-1	
1,1,1-Trichloroethane	ND	ug/L	0.50	0.33	1		06/16/21 03:57	71-55-6	
1,1,2-Trichloroethane	ND	ug/L	0.50	0.32	1		06/16/21 03:57	79-00-5	
Trichloroethene	ND	ug/L	0.50	0.38	1		06/16/21 03:57	79-01-6	
Trichlorofluoromethane	ND	ug/L	1.0	0.30	1		06/16/21 03:57	75-69-4	
1,2,3-Trichloropropane	ND	ug/L	0.50	0.26	1		06/16/21 03:57	96-18-4	
1,2,4-Trimethylbenzene	ND	ug/L	0.50	0.50	1		06/16/21 03:57	95-63-6	
1,3,5-Trimethylbenzene	ND	ug/L	0.50	0.33	1		06/16/21 03:57	108-67-8	
Vinyl chloride	ND	ug/L	1.0	0.39	1		06/16/21 03:57	75-01-4	
m&p-Xylene	ND	ug/L	1.0	0.71	1		06/16/21 03:57	179601-23-1	
o-Xylene	ND	ug/L	0.50	0.34	1		06/16/21 03:57	95-47-6	
Surrogates									
1,2-Dichloroethane-d4 (S)	105	%	70-130		1		06/16/21 03:57	17060-07-0	
4-Bromofluorobenzene (S)	101	%	70-130		1		06/16/21 03:57	460-00-4	
Toluene-d8 (S)	102	%	70-130		1		06/16/21 03:57	2037-26-5	

REPORT OF LABORATORY ANALYSIS

This report shall not be reproduced, except in full,
without the written consent of Pace Analytical Services, LLC.

Pace Analytical Services, LLC
9800 Kincey Ave. Suite 100
Huntersville, NC 28078
(704)875-9092

QUALITY CONTROL DATA

Project: 2020-L1-2448 Incident
Pace Project No.: 92544297

QC Batch: 627591
QC Batch Method: MADEP VPH
Analysis Method: MADEP VPH
Analysis Description: VPH NC Water
Laboratory: Pace Analytical Services - Charlotte
Associated Lab Samples: 92544297001

METHOD BLANK: 3299377 Matrix: Water
Associated Lab Samples: 92544297001

Parameter	Units	Blank Result	Reporting Limit	MDL	Analyzed	Qualifiers
Aliphatic (C05-C08)	ug/L	ND	50.0	50.0	06/17/21 02:30	N2
Aliphatic (C09-C12)	ug/L	ND	50.0	50.0	06/17/21 02:30	N2
Aromatic (C09-C10)	ug/L	ND	50.0	50.0	06/17/21 02:30	N2
4-Bromofluorobenzene (FID) (S)	%	113	70-130		06/17/21 02:30	
4-Bromofluorobenzene (PID) (S)	%	112	70-130		06/17/21 02:30	

LABORATORY CONTROL SAMPLE & LCSD: 3299378 3299379

Parameter	Units	Spike Conc.	LCS Result	LCSD Result	LCS % Rec	LCSD % Rec	% Rec Limits	RPD	Max RPD	Qualifiers
Aliphatic (C05-C08)	ug/L	300	299	294	100	98	70-130	2	25	N2
Aliphatic (C09-C12)	ug/L	300	362	374	121	125	70-130	3	25	N2
Aromatic (C09-C10)	ug/L	100	106	113	106	113	70-130	7	25	N2
4-Bromofluorobenzene (FID) (S)	%				107	113	70-130			
4-Bromofluorobenzene (PID) (S)	%				103	107	70-130			

Results presented on this page are in the units indicated by the "Units" column except where an alternate unit is presented to the right of the result.

REPORT OF LABORATORY ANALYSIS

This report shall not be reproduced, except in full,
without the written consent of Pace Analytical Services, LLC.

Pace Analytical Services, LLC
9800 Kincey Ave. Suite 100
Huntersville, NC 28078
(704)875-9092

QUALITY CONTROL DATA

Project: 2020-L1-2448 Incident
Pace Project No.: 92544297

QC Batch: 627822
QC Batch Method: EPA 3010A
Analysis Method: EPA 6010D
Analysis Description: 6010 MET
Laboratory: Pace Analytical Services - Asheville
Associated Lab Samples: 92544297001

METHOD BLANK: 3300397 Matrix: Water
Associated Lab Samples: 92544297001

Parameter	Units	Blank Result	Reporting Limit	MDL	Analyzed	Qualifiers
Lead	ug/L	ND	5.0	4.5	06/21/21 19:38	

LABORATORY CONTROL SAMPLE: 3300398

Parameter	Units	Spike Conc.	LCS Result	LCS % Rec	% Rec Limits	Qualifiers
Lead	ug/L	500	466	93	80-120	

MATRIX SPIKE & MATRIX SPIKE DUPLICATE: 3300399 3300400

Parameter	Units	92544294001 Result	MS Spike Conc.	MSD Spike Conc.	MS Result	MSD Result	MS % Rec	MSD % Rec	% Rec Limits	RPD	Max RPD	Qual
Lead	ug/L	ND	500	500	460	474	91	94	75-125	3	20	

Results presented on this page are in the units indicated by the "Units" column except where an alternate unit is presented to the right of the result.

REPORT OF LABORATORY ANALYSIS

This report shall not be reproduced, except in full,
without the written consent of Pace Analytical Services, LLC.

Pace Analytical Services, LLC
9800 Kincey Ave. Suite 100
Huntersville, NC 28078
(704)875-9092

QUALITY CONTROL DATA

Project: 2020-L1-2448 Incident
Pace Project No.: 92544297

QC Batch: 627249
QC Batch Method: SM 6200B
Analysis Method: SM 6200B
Analysis Description: 6200B MSV
Laboratory: Pace Analytical Services - Charlotte

Associated Lab Samples: 92544297001

METHOD BLANK: 3297569 Matrix: Water
Associated Lab Samples: 92544297001

Parameter	Units	Blank Result	Reporting Limit	MDL	Analyzed	Qualifiers
1,1,1,2-Tetrachloroethane	ug/L	ND	0.50	0.31	06/15/21 22:32	
1,1,1-Trichloroethane	ug/L	ND	0.50	0.33	06/15/21 22:32	
1,1,2,2-Tetrachloroethane	ug/L	ND	0.50	0.22	06/15/21 22:32	
1,1,2-Trichloroethane	ug/L	ND	0.50	0.32	06/15/21 22:32	
1,1-Dichloroethane	ug/L	ND	0.50	0.37	06/15/21 22:32	
1,1-Dichloroethene	ug/L	ND	0.50	0.35	06/15/21 22:32	
1,1-Dichloropropene	ug/L	ND	0.50	0.43	06/15/21 22:32	
1,2,3-Trichlorobenzene	ug/L	ND	2.0	0.81	06/15/21 22:32	
1,2,3-Trichloropropane	ug/L	ND	0.50	0.26	06/15/21 22:32	
1,2,4-Trichlorobenzene	ug/L	ND	2.0	0.64	06/15/21 22:32	
1,2,4-Trimethylbenzene	ug/L	ND	0.50	0.50	06/15/21 22:32	
1,2-Dibromo-3-chloropropane	ug/L	ND	1.0	0.34	06/15/21 22:32	
1,2-Dibromoethane (EDB)	ug/L	ND	0.50	0.27	06/15/21 22:32	
1,2-Dichlorobenzene	ug/L	ND	0.50	0.34	06/15/21 22:32	
1,2-Dichloroethane	ug/L	ND	0.50	0.32	06/15/21 22:32	
1,2-Dichloropropane	ug/L	ND	0.50	0.36	06/15/21 22:32	
1,3,5-Trimethylbenzene	ug/L	ND	0.50	0.33	06/15/21 22:32	
1,3-Dichlorobenzene	ug/L	ND	0.50	0.34	06/15/21 22:32	
1,3-Dichloropropane	ug/L	ND	0.50	0.28	06/15/21 22:32	
1,4-Dichlorobenzene	ug/L	ND	0.50	0.33	06/15/21 22:32	
2,2-Dichloropropane	ug/L	ND	0.50	0.39	06/15/21 22:32	
2-Chlorotoluene	ug/L	ND	0.50	0.32	06/15/21 22:32	
4-Chlorotoluene	ug/L	ND	0.50	0.32	06/15/21 22:32	
Benzene	ug/L	ND	0.50	0.34	06/15/21 22:32	
Bromobenzene	ug/L	ND	0.50	0.29	06/15/21 22:32	
Bromochloromethane	ug/L	ND	0.50	0.47	06/15/21 22:32	
Bromodichloromethane	ug/L	ND	0.50	0.31	06/15/21 22:32	
Bromoform	ug/L	ND	0.50	0.34	06/15/21 22:32	
Bromomethane	ug/L	ND	5.0	1.7	06/15/21 22:32	
Carbon tetrachloride	ug/L	ND	0.50	0.33	06/15/21 22:32	
Chlorobenzene	ug/L	ND	0.50	0.28	06/15/21 22:32	
Chloroethane	ug/L	ND	1.0	0.65	06/15/21 22:32	
Chloroform	ug/L	ND	0.50	0.35	06/15/21 22:32	
Chloromethane	ug/L	ND	1.0	0.54	06/15/21 22:32	
cis-1,2-Dichloroethene	ug/L	ND	0.50	0.38	06/15/21 22:32	
cis-1,3-Dichloropropene	ug/L	ND	0.50	0.36	06/15/21 22:32	
Dibromochloromethane	ug/L	ND	0.50	0.36	06/15/21 22:32	
Dibromomethane	ug/L	ND	0.50	0.39	06/15/21 22:32	
Dichlorodifluoromethane	ug/L	ND	0.50	0.35	06/15/21 22:32	
Diisopropyl ether	ug/L	ND	0.50	0.31	06/15/21 22:32	

Results presented on this page are in the units indicated by the "Units" column except where an alternate unit is presented to the right of the result.

REPORT OF LABORATORY ANALYSIS

This report shall not be reproduced, except in full,
without the written consent of Pace Analytical Services, LLC.

Pace Analytical Services, LLC
9800 Kincey Ave. Suite 100
Huntersville, NC 28078
(704)875-9092

QUALITY CONTROL DATA

Project: 2020-L1-2448 Incident
Pace Project No.: 92544297

METHOD BLANK: 3297569 Matrix: Water
Associated Lab Samples: 92544297001

Parameter	Units	Blank Result	Reporting Limit	MDL	Analyzed	Qualifiers
Ethylbenzene	ug/L	ND	0.50	0.30	06/15/21 22:32	
Hexachloro-1,3-butadiene	ug/L	ND	2.0	1.5	06/15/21 22:32	
Isopropylbenzene (Cumene)	ug/L	ND	0.50	0.33	06/15/21 22:32	
m&p-Xylene	ug/L	ND	1.0	0.71	06/15/21 22:32	
Methyl-tert-butyl ether	ug/L	ND	0.50	0.42	06/15/21 22:32	
Methylene Chloride	ug/L	ND	2.0	2.0	06/15/21 22:32	
n-Butylbenzene	ug/L	ND	0.50	0.49	06/15/21 22:32	
n-Propylbenzene	ug/L	ND	0.50	0.34	06/15/21 22:32	
Naphthalene	ug/L	ND	2.0	0.64	06/15/21 22:32	
o-Xylene	ug/L	ND	0.50	0.34	06/15/21 22:32	
sec-Butylbenzene	ug/L	ND	0.50	0.40	06/15/21 22:32	
Styrene	ug/L	ND	0.50	0.29	06/15/21 22:32	
tert-Butylbenzene	ug/L	ND	0.50	0.32	06/15/21 22:32	
Tetrachloroethene	ug/L	ND	0.50	0.29	06/15/21 22:32	
Toluene	ug/L	ND	0.50	0.48	06/15/21 22:32	
trans-1,2-Dichloroethene	ug/L	ND	0.50	0.40	06/15/21 22:32	
trans-1,3-Dichloropropene	ug/L	ND	0.50	0.36	06/15/21 22:32	
Trichloroethene	ug/L	ND	0.50	0.38	06/15/21 22:32	
Trichlorofluoromethane	ug/L	ND	1.0	0.30	06/15/21 22:32	
Vinyl chloride	ug/L	ND	1.0	0.39	06/15/21 22:32	
1,2-Dichloroethane-d4 (S)	%	105	70-130		06/15/21 22:32	
4-Bromofluorobenzene (S)	%	103	70-130		06/15/21 22:32	
Toluene-d8 (S)	%	105	70-130		06/15/21 22:32	

LABORATORY CONTROL SAMPLE: 3297570

Parameter	Units	Spike Conc.	LCS Result	LCS % Rec	% Rec Limits	Qualifiers
1,1,1,2-Tetrachloroethane	ug/L	50	50.2	100	60-140	
1,1,1-Trichloroethane	ug/L	50	52.8	106	60-140	
1,1,2,2-Tetrachloroethane	ug/L	50	51.6	103	60-140	
1,1,2-Trichloroethane	ug/L	50	50.2	100	60-140	
1,1-Dichloroethane	ug/L	50	52.9	106	60-140	
1,1-Dichloroethene	ug/L	50	53.6	107	60-140	
1,1-Dichloropropene	ug/L	50	51.7	103	60-140	
1,2,3-Trichlorobenzene	ug/L	50	37.9	76	60-140	
1,2,3-Trichloropropane	ug/L	50	49.6	99	60-140	
1,2,4-Trichlorobenzene	ug/L	50	37.8	76	60-140	
1,2,4-Trimethylbenzene	ug/L	50	46.0	92	60-140	
1,2-Dibromo-3-chloropropane	ug/L	50	52.9	106	60-140	
1,2-Dibromoethane (EDB)	ug/L	50	51.0	102	60-140	
1,2-Dichlorobenzene	ug/L	50	46.4	93	60-140	
1,2-Dichloroethane	ug/L	50	47.4	95	60-140	
1,2-Dichloropropane	ug/L	50	50.4	101	60-140	
1,3,5-Trimethylbenzene	ug/L	50	46.7	93	60-140	

Results presented on this page are in the units indicated by the "Units" column except where an alternate unit is presented to the right of the result.

REPORT OF LABORATORY ANALYSIS

This report shall not be reproduced, except in full,
without the written consent of Pace Analytical Services, LLC.

Pace Analytical Services, LLC
9800 Kincey Ave. Suite 100
Huntersville, NC 28078
(704)875-9092

QUALITY CONTROL DATA

Project: 2020-L1-2448 Incident
Pace Project No.: 92544297

LABORATORY CONTROL SAMPLE: 3297570

Parameter	Units	Spike Conc.	LCS Result	LCS % Rec	% Rec Limits	Qualifiers
1,3-Dichlorobenzene	ug/L	50	46.2	92	60-140	
1,3-Dichloropropane	ug/L	50	51.9	104	60-140	
1,4-Dichlorobenzene	ug/L	50	46.7	93	60-140	
2,2-Dichloropropane	ug/L	50	54.0	108	60-140	
2-Chlorotoluene	ug/L	50	49.1	98	60-140	
4-Chlorotoluene	ug/L	50	47.4	95	60-140	
Benzene	ug/L	50	49.6	99	60-140	
Bromobenzene	ug/L	50	48.8	98	60-140	
Bromochloromethane	ug/L	50	49.8	100	60-140	
Bromodichloromethane	ug/L	50	51.8	104	60-140	
Bromoform	ug/L	50	50.4	101	60-140	
Bromomethane	ug/L	50	55.0	110	60-140	
Carbon tetrachloride	ug/L	50	52.0	104	60-140	
Chlorobenzene	ug/L	50	49.6	99	60-140	
Chloroethane	ug/L	50	50.6	101	60-140	
Chloroform	ug/L	50	51.2	102	60-140	
Chloromethane	ug/L	50	51.5	103	60-140	
cis-1,2-Dichloroethene	ug/L	50	52.0	104	60-140	
cis-1,3-Dichloropropene	ug/L	50	51.9	104	60-140	
Dibromochloromethane	ug/L	50	52.6	105	60-140	
Dibromomethane	ug/L	50	47.9	96	60-140	
Dichlorodifluoromethane	ug/L	50	55.7	111	60-140	
Diisopropyl ether	ug/L	50	50.6	101	60-140	
Ethylbenzene	ug/L	50	50.1	100	60-140	
Hexachloro-1,3-butadiene	ug/L	50	30.4	61	60-140	
Isopropylbenzene (Cumene)	ug/L	50	50.5	101	60-140	
m&p-Xylene	ug/L	100	100	100	60-140	
Methyl-tert-butyl ether	ug/L	50	50.9	102	60-140	
Methylene Chloride	ug/L	50	54.3	109	60-140	
n-Butylbenzene	ug/L	50	38.5	77	60-140	
n-Propylbenzene	ug/L	50	46.4	93	60-140	
Naphthalene	ug/L	50	43.7	87	60-140	
o-Xylene	ug/L	50	49.6	99	60-140	
sec-Butylbenzene	ug/L	50	41.9	84	60-140	
Styrene	ug/L	50	50.9	102	60-140	
tert-Butylbenzene	ug/L	50	38.6	77	60-140	
Tetrachloroethene	ug/L	50	48.2	96	60-140	
Toluene	ug/L	50	48.7	97	60-140	
trans-1,2-Dichloroethene	ug/L	50	53.0	106	60-140	
trans-1,3-Dichloropropene	ug/L	50	52.5	105	60-140	
Trichloroethene	ug/L	50	48.4	97	60-140	
Trichlorofluoromethane	ug/L	50	47.8	96	60-140	
Vinyl chloride	ug/L	50	52.3	105	60-140	
1,2-Dichloroethane-d4 (S)	%			99	70-130	
4-Bromofluorobenzene (S)	%			104	70-130	
Toluene-d8 (S)	%			102	70-130	

Results presented on this page are in the units indicated by the "Units" column except where an alternate unit is presented to the right of the result.

REPORT OF LABORATORY ANALYSIS

This report shall not be reproduced, except in full,
without the written consent of Pace Analytical Services, LLC.

Pace Analytical Services, LLC
9800 Kincey Ave. Suite 100
Huntersville, NC 28078
(704)875-9092

QUALITY CONTROL DATA

Project: 2020-L1-2448 Incident
Pace Project No.: 92544297

MATRIX SPIKE & MATRIX SPIKE DUPLICATE: 3298336 3298337

Parameter	Units	92544313001 Result	MS Spike Conc.	MSD Spike Conc.	MS Result	MSD Result	MS % Rec	MSD % Rec	% Rec Limits	RPD	Max RPD	Qual
1,1,1,2-Tetrachloroethane	ug/L	ND	20	20	21.7	22.2	108	111	60-140	2	30	
1,1,1-Trichloroethane	ug/L	ND	20	20	23.5	24.0	117	120	60-140	2	30	
1,1,2,2-Tetrachloroethane	ug/L	ND	20	20	22.0	21.8	110	109	60-140	1	30	
1,1,2-Trichloroethane	ug/L	ND	20	20	21.0	21.2	105	106	60-140	1	30	
1,1-Dichloroethane	ug/L	ND	20	20	23.1	23.3	116	117	60-140	1	30	
1,1-Dichloroethene	ug/L	ND	20	20	24.3	24.1	121	121	60-140	1	30	
1,1-Dichloropropene	ug/L	ND	20	20	23.7	23.1	118	116	60-140	3	30	
1,2,3-Trichlorobenzene	ug/L	ND	20	20	26.2	24.5	131	123	60-140	6	30	
1,2,3-Trichloropropane	ug/L	ND	20	20	22.0	21.6	110	108	60-140	2	30	
1,2,4-Trichlorobenzene	ug/L	ND	20	20	25.0	23.9	125	120	60-140	4	30	
1,2,4-Trimethylbenzene	ug/L	ND	20	20	22.5	22.9	113	114	60-140	1	30	
1,2-Dibromo-3-chloropropane	ug/L	ND	20	20	22.3	22.4	112	112	60-140	0	30	
1,2-Dibromoethane (EDB)	ug/L	ND	20	20	21.6	22.1	108	110	60-140	2	30	
1,2-Dichlorobenzene	ug/L	ND	20	20	20.9	21.0	105	105	60-140	1	30	
1,2-Dichloroethane	ug/L	ND	20	20	20.2	20.8	101	104	60-140	3	30	
1,2-Dichloropropane	ug/L	ND	20	20	21.4	21.9	107	109	60-140	2	30	
1,3,5-Trimethylbenzene	ug/L	ND	20	20	22.7	23.2	114	116	60-140	2	30	
1,3-Dichlorobenzene	ug/L	ND	20	20	21.1	21.2	105	106	60-140	1	30	
1,3-Dichloropropane	ug/L	ND	20	20	21.7	22.4	109	112	60-140	3	30	
1,4-Dichlorobenzene	ug/L	ND	20	20	21.1	21.4	105	107	60-140	2	30	
2,2-Dichloropropane	ug/L	ND	20	20	25.1	24.9	125	125	60-140	0	30	
2-Chlorotoluene	ug/L	ND	20	20	21.6	22.5	108	112	60-140	4	30	
4-Chlorotoluene	ug/L	ND	20	20	21.1	21.7	106	109	60-140	3	30	
Benzene	ug/L	ND	20	20	21.8	21.7	109	108	60-140	0	30	
Bromobenzene	ug/L	ND	20	20	20.2	21.0	101	105	60-140	4	30	
Bromochloromethane	ug/L	ND	20	20	21.4	21.6	107	108	60-140	1	30	
Bromodichloromethane	ug/L	ND	20	20	22.1	22.4	110	112	60-140	1	30	
Bromoform	ug/L	ND	20	20	21.7	22.0	108	110	60-140	1	30	
Bromomethane	ug/L	ND	20	20	27.1	26.1	135	131	60-140	4	30	
Carbon tetrachloride	ug/L	ND	20	20	23.9	24.5	119	122	60-140	3	30	
Chlorobenzene	ug/L	ND	20	20	21.4	21.9	107	110	60-140	2	30	
Chloroethane	ug/L	ND	20	20	24.5	24.3	122	121	60-140	1	30	
Chloroform	ug/L	9.9	20	20	32.1	31.9	111	110	60-140	1	30	
Chloromethane	ug/L	ND	20	20	24.5	23.7	123	118	60-140	3	30	
cis-1,2-Dichloroethene	ug/L	ND	20	20	23.2	22.9	116	115	60-140	1	30	
cis-1,3-Dichloropropene	ug/L	ND	20	20	21.9	22.1	110	110	60-140	1	30	
Dibromochloromethane	ug/L	ND	20	20	22.2	22.8	111	114	60-140	3	30	
Dibromomethane	ug/L	ND	20	20	20.3	20.5	102	102	60-140	1	30	
Dichlorodifluoromethane	ug/L	ND	20	20	24.6	24.5	123	123	60-140	0	30	
Diisopropyl ether	ug/L	ND	20	20	21.8	22.0	109	110	60-140	1	30	
Ethylbenzene	ug/L	ND	20	20	22.1	22.7	111	114	60-140	3	30	
Hexachloro-1,3-butadiene	ug/L	ND	20	20	26.3	25.5	132	127	60-140	3	30	
Isopropylbenzene (Cumene)	ug/L	ND	20	20	23.7	24.0	118	120	60-140	1	30	
m&p-Xylene	ug/L	ND	40	40	45.1	45.5	113	114	60-140	1	30	

Results presented on this page are in the units indicated by the "Units" column except where an alternate unit is presented to the right of the result.

REPORT OF LABORATORY ANALYSIS

This report shall not be reproduced, except in full,
without the written consent of Pace Analytical Services, LLC.

Pace Analytical Services, LLC
9800 Kincey Ave. Suite 100
Huntersville, NC 28078
(704)875-9092

QUALITY CONTROL DATA

Project: 2020-L1-2448 Incident
Pace Project No.: 92544297

MATRIX SPIKE & MATRIX SPIKE DUPLICATE: 3298336 3298337

Parameter	Units	92544313001 Result	MS Spike Conc.	MSD Spike Conc.	MS Result	MSD Result	MS % Rec	MSD % Rec	% Rec Limits	RPD	Max RPD	Qual
Methyl-tert-butyl ether	ug/L	ND	20	20	21.0	21.4	105	107	60-140	2	30	
Methylene Chloride	ug/L	ND	20	20	23.3	23.2	117	116	60-140	1	30	
n-Butylbenzene	ug/L	ND	20	20	24.9	24.6	125	123	60-140	1	30	
n-Propylbenzene	ug/L	ND	20	20	22.3	22.7	111	113	60-140	2	30	
Naphthalene	ug/L	ND	20	20	25.2	23.4	126	117	60-140	7	30	
o-Xylene	ug/L	ND	20	20	21.8	22.2	109	111	60-140	2	30	
sec-Butylbenzene	ug/L	ND	20	20	23.3	23.4	117	117	60-140	0	30	
Styrene	ug/L	ND	20	20	21.6	22.1	108	110	60-140	2	30	
tert-Butylbenzene	ug/L	ND	20	20	19.3	20.1	97	100	60-140	4	30	
Tetrachloroethene	ug/L	ND	20	20	22.2	22.6	111	113	60-140	2	30	
Toluene	ug/L	ND	20	20	21.4	21.5	107	107	60-140	1	30	
trans-1,2-Dichloroethene	ug/L	ND	20	20	23.7	24.2	118	121	60-140	2	30	
trans-1,3-Dichloropropene	ug/L	ND	20	20	22.0	21.7	110	108	60-140	2	30	
Trichloroethene	ug/L	ND	20	20	21.4	21.8	107	109	60-140	2	30	
Trichlorofluoromethane	ug/L	ND	20	20	24.1	24.2	120	121	60-140	1	30	
Vinyl chloride	ug/L	ND	20	20	23.3	23.1	116	115	60-140	1	30	
1,2-Dichloroethane-d4 (S)	%						108	104	70-130			
4-Bromofluorobenzene (S)	%						105	103	70-130			
Toluene-d8 (S)	%						101	102	70-130			

Results presented on this page are in the units indicated by the "Units" column except where an alternate unit is presented to the right of the result.

REPORT OF LABORATORY ANALYSIS

This report shall not be reproduced, except in full,
without the written consent of Pace Analytical Services, LLC.

Pace Analytical Services, LLC
9800 Kincey Ave. Suite 100
Huntersville, NC 28078
(704)875-9092

QUALIFIERS

Project: 2020-L1-2448 Incident
Pace Project No.: 92544297

DEFINITIONS

DF - Dilution Factor, if reported, represents the factor applied to the reported data due to dilution of the sample aliquot.

ND - Not Detected at or above adjusted reporting limit.

TNTC - Too Numerous To Count

J - Estimated concentration above the adjusted method detection limit and below the adjusted reporting limit.

MDL - Adjusted Method Detection Limit.

PQL - Practical Quantitation Limit.

RL - Reporting Limit - The lowest concentration value that meets project requirements for quantitative data with known precision and bias for a specific analyte in a specific matrix.

S - Surrogate

1,2-Diphenylhydrazine decomposes to and cannot be separated from Azobenzene using Method 8270. The result for each analyte is a combined concentration.

Consistent with EPA guidelines, unrounded data are displayed and have been used to calculate % recovery and RPD values.

LCS(D) - Laboratory Control Sample (Duplicate)

MS(D) - Matrix Spike (Duplicate)

DUP - Sample Duplicate

RPD - Relative Percent Difference

NC - Not Calculable.

SG - Silica Gel - Clean-Up

U - Indicates the compound was analyzed for, but not detected.

Acid preservation may not be appropriate for 2 Chloroethylvinyl ether.

A separate vial preserved to a pH of 4-5 is recommended in SW846 Chapter 4 for the analysis of Acrolein and Acrylonitrile by EPA Method 8260.

N-Nitrosodiphenylamine decomposes and cannot be separated from Diphenylamine using Method 8270. The result reported for each analyte is a combined concentration.

Pace Analytical is TNI accredited. Contact your Pace PM for the current list of accredited analytes.

TNI - The NELAC Institute.

ANALYTE QUALIFIERS

N2	The lab does not hold NELAC/TNI accreditation for this parameter but other accreditations/certifications may apply. A complete list of accreditations/certifications is available upon request.

This report shall not be reproduced, except in full,
without the written consent of Pace Analytical Services, LLC.

Pace Analytical Services, LLC
9800 Kincey Ave. Suite 100
Huntersville, NC 28078
(704)875-9092

QUALITY CONTROL DATA CROSS REFERENCE TABLE

Project: 2020-L1-2448 Incident
Pace Project No.: 92544297

Lab ID	Sample ID	QC Batch Method	QC Batch	Analytical Method	Analytical Batch
92544297001	**13835_AC_RD_20210615**	MADEP VPH	627591		
92544297001	**13835_AC_RD_20210615**	EPA 3010A	627822	EPA 6010D	628356
92544297001	**13835_AC_RD_20210615**	SM 6200B	627249		

This report shall not be reproduced, except in full,
without the written consent of Pace Analytical Services, LLC.

Pace Analytical

CHAIN-OF-CUSTODY Analytical Request Document

Chain-of-Custody is a LEGAL DOCUMENT - Complete all relevent fields

LAB USE ONLY- Affix Workorder/Login Label Here or List Pace Workorder Number or MTJL Log in Number Here

WO# : 92544297

92544297

Container Pre...

** Preservative Types: (1) nitric ... tate, (6) methanol, (7) sodium bisulfate, (8) sodium thiosulfate, (9) hexane, (A) ascorbic acid, (B) ammonium sulfate, (C) ammonium hydroxide, (D) TSP, (U) Unpreserved, (O) Other _____

Company: Apex Companies

Address:

Billing Information:

Report To: Andrew Street

Email To: Andrew.Street@apexcos.com

Copy To:

Site Collection Info/Address: 13835 Asbury Chapel Road

Customer Project Name/Number: 2020-4-2448 Incident

State: NC County/City: Huntersville

Time Zone Collected: [ ] PT [ ] MT [ ] CT [ ] ET

Phone:

Email:

Site/Facility ID #:

Compliance Monitoring? [ ] Yes [ ] No

Collected By (print): Naomi Fretz

Purchase Order #:

Quote #:

DW PWS ID #:

DW Location Code:

Collected By (signature): Naomi F

Turnaround Date Required: ASAP

Immediately Packed on Ice: [ ] Yes [ ] No

Sample Disposal: [ ] Dispose as appropriate [ ] Return [ ] Archive: _____ [ ] Hold: _____

Rush: [ ] Same Day [ ] Next Day [ ] 2 Day [ ] 3 Day [ ] 4 Day [ ] 5 Day (Expedite Charges Apply)

Field Filtered (if applicable): [ ] Yes [ ] No

Analysis: _____

* Matrix Codes (Insert in Matrix box below): Drinking Water (DW), Ground Water (GW), Wastewater (WW), Product (P), Soil/Solid (SL), Oil (OL), Wipe (WP), Air (AR), Tissue (TS), Bioassay (B), Vapor (V), Other (OT)

Analyses

Customer Sample ID	Matrix *	Comp / Grab	Collected (or Composite Start) Date	Collected (or Composite Start) Time	Composite End Date	Composite End Time	Res Cl	# of Ctns	VOCs 6200B	MADEP VPH	Lead							
13835-AC-PD-20210615	DW	G	6-15-21	1020				8	X	X	X							

Lab Profile/Line:

Lab Sample Receipt Checklist:

Custody Seals Present/Intact	Y N NA
Custody Signatures Present	Y N NA
Collector Signature Present	Y N NA
Bottles Intact	Y N NA
Correct Bottles	Y N NA
Sufficient Volume	Y N NA
Samples Received on Ice	Y N NA
VOA - Headspace Acceptable	Y N NA
USDA Regulated Soils	Y N NA
Samples in Holding Time	Y N NA
Residual Chlorine Present	Y N NA
Cl Strips:	
Sample pH Acceptable	Y N NA
pH Strips: 22581949	
Sulfide Present	Y N NA
Lead Acetate Strips:	

LAB USE ONLY:

Lab Sample # / Comments:

92544297

001

Customer Remarks / Special Conditions / Possible Hazards:

Type of Ice Used: Wet Blue Dry None

Packing Material Used: BB

Radchem sample(s) screened (<500 cpm): Y N NA

SHORT HOLDS PRESENT (<72 hours): Y N N/A

Lab Tracking #: 2560425

Samples received via: FEDEX UPS Client Courier Pace Courier

Lab Sample Temperature Info:

Temp Blank Received: Y N NA

Therm ID#: 92706K

Cooler 1 Temp Upon Receipt: 3.1 oC

Cooler 1 Therm Corr. Factor: -0.1 oC

Cooler 1 Corrected Temp: 3.0 oC

Comments:

Relinquished by/Company: (Signature)	Date/Time:	Received by/Company: (Signature)	Date/Time:
Naomi Fretz / Apex	6-15-21 1250	IO Pace HK	6/15/21 1250
Relinquished by/Company: (Signature)	Date/Time:	Received by/Company: (Signature)	Date/Time:
Relinquished by/Company: (Signature)	Date/Time:	Received by/Company: (Signature)	Date/Time:

MTJL LAB USE ONLY

Table #:

Acctnum:

Template:

Prelogin:

PM:

PB:

Trip Blank Received: Y N NA

HCL MeOH TSP Other

Non Conformance(s): YES / NO

Page: _____ of: _____

Pace Analytical Services, LLC
9800 Kincey Ave. Suite 100
Huntersville, NC 28078
(704)875-9092

June 23, 2021

Andrew Street
Apex Companies - NC
5900 Northwoods Business Pkwy
Suite 5900-0
Charlotte, NC 28269

RE: Project: 2020-L1-2448 Incident
Pace Project No.: 92544299

Dear Andrew Street:

Enclosed are the analytical results for sample(s) received by the laboratory on June 15, 2021. The results relate only to the samples included in this report. Results reported herein conform to the applicable TNI/NELAC Standards and the laboratory's Quality Manual, where applicable, unless otherwise noted in the body of the report.

The test results provided in this final report were generated by each of the following laboratories within the Pace Network:

- Pace Analytical Services - Asheville
- Pace Analytical Services - Charlotte

If you have any questions concerning this report, please feel free to contact me.

Sincerely,

Angela M. Baioni

Angela Baioni
angela.baioni@pacelabs.com
(704)875-9092
Project Manager

Enclosures

cc: J Culbreath, Colonial Pipeline Company
Naomi Fretz, APEX Companies, LLC
Robert Hughes, Colonial Pipeline
Cameron Lee, Montrose-EPS
Jamie Moran, APEX Companies, LLC
Jeff Morrison, Colonial Pipeline Company
Tom Naumann, APEX Companies - NC
Joe Nicolette, Montrose-EPS
Christopher Schultz, Apex Companies
Matt Teixeira, Apex Companies, LLC
Michael Verdon, Colonial Pipeline Company
JM Wyatt, Colonial Pipeline Company

REPORT OF LABORATORY ANALYSIS

This report shall not be reproduced, except in full,
without the written consent of Pace Analytical Services, LLC.

Pace Analytical Services, LLC
9800 Kincey Ave. Suite 100
Huntersville, NC 28078
(704)875-9092

CERTIFICATIONS

Project: 2020-L1-2448 Incident
Pace Project No.: 92544299

Pace Analytical Services Charlotte

9800 Kincey Ave. Ste 100, Huntersville, NC 28078
Louisiana/NELAP Certification # LA170028
North Carolina Drinking Water Certification #: 37706
North Carolina Field Services Certification #: 5342
North Carolina Wastewater Certification #: 12
South Carolina Certification #: 99006001
Florida/NELAP Certification #: E87627
Kentucky UST Certification #: 84
Virginia/VELAP Certification #: 460221

Pace Analytical Services Asheville

2225 Riverside Drive, Asheville, NC 28804
Florida/NELAP Certification #: E87648
North Carolina Drinking Water Certification #: 37712
North Carolina Wastewater Certification #: 40
South Carolina Certification #: 99030001
Virginia/VELAP Certification #: 460222

This report shall not be reproduced, except in full,
without the written consent of Pace Analytical Services, LLC.

Pace Analytical Services, LLC
9800 Kincey Ave. Suite 100
Huntersville, NC 28078
(704)875-9092

SAMPLE SUMMARY

Project: 2020-L1-2448 Incident
Pace Project No.: 92544299

Lab ID	Sample ID	Matrix	Date Collected	Date Received
92544299001	**14226_HC_RD_20210615**	Water	06/15/21 09:45	06/15/21 12:50

REPORT OF LABORATORY ANALYSIS

This report shall not be reproduced, except in full,
without the written consent of Pace Analytical Services, LLC.

Pace Analytical Services, LLC
9800 Kincey Ave. Suite 100
Huntersville, NC 28078
(704)875-9092

SAMPLE ANALYTE COUNT

Project: 2020-L1-2448 Incident
Pace Project No.: 92544299

Lab ID	Sample ID	Method	Analysts	Analytes Reported	Laboratory
92544299001	**14226_HC_RD_20210615**	MADEP VPH	MAD	7	PASI-C
		EPA 6010D	SH1	1	PASI-A
		SM 6200B	SAS	63	PASI-C

PASI-A = Pace Analytical Services - Asheville
PASI-C = Pace Analytical Services - Charlotte

This report shall not be reproduced, except in full,
without the written consent of Pace Analytical Services, LLC.

Pace Analytical Services, LLC
9800 Kincey Ave. Suite 100
Huntersville, NC 28078
(704)875-9092

ANALYTICAL RESULTS

Project: 2020-L1-2448 Incident
Pace Project No.: 92544299

Sample: 14226_HC_RD_20210615 **Lab ID: 92544299001** Collected: 06/15/21 09:45 Received: 06/15/21 12:50 Matrix: Water

Parameters	Results	Units	Report Limit	MDL	DF	Prepared	Analyzed	CAS No.	Qual
VPH NC Water	Analytical Method: MADEP VPH Pace Analytical Services - Charlotte								
Total VPH (C5-C12)	ND	ug/L	50.0	50.0	1		06/16/21 20:49		N2
Aliphatic (C05-C08)	ND	ug/L	50.0	50.0	1		06/16/21 20:49		N2
Aliphatic (C09-C12)	ND	ug/L	50.0	50.0	1		06/16/21 20:49		N2
Aliphatic(C09-C12) Adjusted	ND	ug/L	50.0	50.0	1		06/16/21 20:49		N2
Aromatic (C09-C10)	ND	ug/L	50.0	50.0	1		06/16/21 20:49		N2
Surrogates									
4-Bromofluorobenzene (FID) (S)	107	%	70-130		1		06/16/21 20:49	460-00-4	
4-Bromofluorobenzene (PID) (S)	104	%	70-130		1		06/16/21 20:49	460-00-4	
6010 MET ICP	Analytical Method: EPA 6010D Preparation Method: EPA 3010A Pace Analytical Services - Asheville								
Lead	ND	ug/L	5.0	4.5	1	06/20/21 18:11	06/21/21 20:14	7439-92-1	
6200B MSV	Analytical Method: SM 6200B Pace Analytical Services - Charlotte								
Benzene	ND	ug/L	0.50	0.34	1		06/16/21 04:15	71-43-2	
Bromobenzene	ND	ug/L	0.50	0.29	1		06/16/21 04:15	108-86-1	
Bromochloromethane	ND	ug/L	0.50	0.47	1		06/16/21 04:15	74-97-5	
Bromodichloromethane	ND	ug/L	0.50	0.31	1		06/16/21 04:15	75-27-4	
Bromoform	ND	ug/L	0.50	0.34	1		06/16/21 04:15	75-25-2	
Bromomethane	ND	ug/L	5.0	1.7	1		06/16/21 04:15	74-83-9	
n-Butylbenzene	ND	ug/L	0.50	0.49	1		06/16/21 04:15	104-51-8	
sec-Butylbenzene	ND	ug/L	0.50	0.40	1		06/16/21 04:15	135-98-8	
tert-Butylbenzene	ND	ug/L	0.50	0.32	1		06/16/21 04:15	98-06-6	
Carbon tetrachloride	ND	ug/L	0.50	0.33	1		06/16/21 04:15	56-23-5	
Chlorobenzene	ND	ug/L	0.50	0.28	1		06/16/21 04:15	108-90-7	
Chloroethane	ND	ug/L	1.0	0.65	1		06/16/21 04:15	75-00-3	
Chloroform	ND	ug/L	0.50	0.35	1		06/16/21 04:15	67-66-3	
Chloromethane	ND	ug/L	1.0	0.54	1		06/16/21 04:15	74-87-3	
2-Chlorotoluene	ND	ug/L	0.50	0.32	1		06/16/21 04:15	95-49-8	
4-Chlorotoluene	ND	ug/L	0.50	0.32	1		06/16/21 04:15	106-43-4	
1,2-Dibromo-3-chloropropane	ND	ug/L	1.0	0.34	1		06/16/21 04:15	96-12-8	
Dibromochloromethane	ND	ug/L	0.50	0.36	1		06/16/21 04:15	124-48-1	
1,2-Dibromoethane (EDB)	ND	ug/L	0.50	0.27	1		06/16/21 04:15	106-93-4	
Dibromomethane	ND	ug/L	0.50	0.39	1		06/16/21 04:15	74-95-3	
1,2-Dichlorobenzene	ND	ug/L	0.50	0.34	1		06/16/21 04:15	95-50-1	
1,3-Dichlorobenzene	ND	ug/L	0.50	0.34	1		06/16/21 04:15	541-73-1	
1,4-Dichlorobenzene	ND	ug/L	0.50	0.33	1		06/16/21 04:15	106-46-7	
Dichlorodifluoromethane	ND	ug/L	0.50	0.35	1		06/16/21 04:15	75-71-8	
1,1-Dichloroethane	ND	ug/L	0.50	0.37	1		06/16/21 04:15	75-34-3	
1,2-Dichloroethane	ND	ug/L	0.50	0.32	1		06/16/21 04:15	107-06-2	
1,1-Dichloroethene	ND	ug/L	0.50	0.35	1		06/16/21 04:15	75-35-4	
cis-1,2-Dichloroethene	ND	ug/L	0.50	0.38	1		06/16/21 04:15	156-59-2	
trans-1,2-Dichloroethene	ND	ug/L	0.50	0.40	1		06/16/21 04:15	156-60-5	
1,2-Dichloropropane	ND	ug/L	0.50	0.36	1		06/16/21 04:15	78-87-5	

REPORT OF LABORATORY ANALYSIS

This report shall not be reproduced, except in full,
without the written consent of Pace Analytical Services, LLC.

Pace Analytical Services, LLC
9800 Kincey Ave. Suite 100
Huntersville, NC 28078
(704)875-9092

ANALYTICAL RESULTS

Project: 2020-L1-2448 Incident
Pace Project No.: 92544299

Sample: 14226_HC_RD_20210615 **Lab ID: 92544299001** Collected: 06/15/21 09:45 Received: 06/15/21 12:50 Matrix: Water

Parameters	Results	Units	Report Limit	MDL	DF	Prepared	Analyzed	CAS No.	Qual
6200B MSV	Analytical Method: SM 6200B Pace Analytical Services - Charlotte								
1,3-Dichloropropane	ND	ug/L	0.50	0.28	1		06/16/21 04:15	142-28-9	
2,2-Dichloropropane	ND	ug/L	0.50	0.39	1		06/16/21 04:15	594-20-7	
1,1-Dichloropropene	ND	ug/L	0.50	0.43	1		06/16/21 04:15	563-58-6	
cis-1,3-Dichloropropene	ND	ug/L	0.50	0.36	1		06/16/21 04:15	10061-01-5	
trans-1,3-Dichloropropene	ND	ug/L	0.50	0.36	1		06/16/21 04:15	10061-02-6	
Diisopropyl ether	ND	ug/L	0.50	0.31	1		06/16/21 04:15	108-20-3	
Ethylbenzene	ND	ug/L	0.50	0.30	1		06/16/21 04:15	100-41-4	
Hexachloro-1,3-butadiene	ND	ug/L	2.0	1.5	1		06/16/21 04:15	87-68-3	
Isopropylbenzene (Cumene)	ND	ug/L	0.50	0.33	1		06/16/21 04:15	98-82-8	
Methylene Chloride	ND	ug/L	2.0	2.0	1		06/16/21 04:15	75-09-2	
Methyl-tert-butyl ether	ND	ug/L	0.50	0.42	1		06/16/21 04:15	1634-04-4	
Naphthalene	ND	ug/L	2.0	0.64	1		06/16/21 04:15	91-20-3	
n-Propylbenzene	ND	ug/L	0.50	0.34	1		06/16/21 04:15	103-65-1	
Styrene	ND	ug/L	0.50	0.29	1		06/16/21 04:15	100-42-5	
1,1,1,2-Tetrachloroethane	ND	ug/L	0.50	0.31	1		06/16/21 04:15	630-20-6	
1,1,2,2-Tetrachloroethane	ND	ug/L	0.50	0.22	1		06/16/21 04:15	79-34-5	
Tetrachloroethene	ND	ug/L	0.50	0.29	1		06/16/21 04:15	127-18-4	
Toluene	ND	ug/L	0.50	0.48	1		06/16/21 04:15	108-88-3	
1,2,3-Trichlorobenzene	ND	ug/L	2.0	0.81	1		06/16/21 04:15	87-61-6	
1,2,4-Trichlorobenzene	ND	ug/L	2.0	0.64	1		06/16/21 04:15	120-82-1	
1,1,1-Trichloroethane	ND	ug/L	0.50	0.33	1		06/16/21 04:15	71-55-6	
1,1,2-Trichloroethane	ND	ug/L	0.50	0.32	1		06/16/21 04:15	79-00-5	
Trichloroethene	ND	ug/L	0.50	0.38	1		06/16/21 04:15	79-01-6	
Trichlorofluoromethane	ND	ug/L	1.0	0.30	1		06/16/21 04:15	75-69-4	
1,2,3-Trichloropropane	ND	ug/L	0.50	0.26	1		06/16/21 04:15	96-18-4	
1,2,4-Trimethylbenzene	ND	ug/L	0.50	0.50	1		06/16/21 04:15	95-63-6	
1,3,5-Trimethylbenzene	ND	ug/L	0.50	0.33	1		06/16/21 04:15	108-67-8	
Vinyl chloride	ND	ug/L	1.0	0.39	1		06/16/21 04:15	75-01-4	
m&p-Xylene	ND	ug/L	1.0	0.71	1		06/16/21 04:15	179601-23-1	
o-Xylene	ND	ug/L	0.50	0.34	1		06/16/21 04:15	95-47-6	
Surrogates									
1,2-Dichloroethane-d4 (S)	102	%	70-130		1		06/16/21 04:15	17060-07-0	
4-Bromofluorobenzene (S)	101	%	70-130		1		06/16/21 04:15	460-00-4	
Toluene-d8 (S)	103	%	70-130		1		06/16/21 04:15	2037-26-5	

REPORT OF LABORATORY ANALYSIS

This report shall not be reproduced, except in full,
without the written consent of Pace Analytical Services, LLC.

Pace Analytical Services, LLC
9800 Kincey Ave. Suite 100
Huntersville, NC 28078
(704)875-9092

QUALITY CONTROL DATA

Project: 2020-L1-2448 Incident
Pace Project No.: 92544299

QC Batch: 627591
QC Batch Method: MADEP VPH
Analysis Method: MADEP VPH
Analysis Description: VPH NC Water
Laboratory: Pace Analytical Services - Charlotte
Associated Lab Samples: 92544299001

METHOD BLANK: 3299377 Matrix: Water
Associated Lab Samples: 92544299001

Parameter	Units	Blank Result	Reporting Limit	MDL	Analyzed	Qualifiers
Aliphatic (C05-C08)	ug/L	ND	50.0	50.0	06/17/21 02:30	N2
Aliphatic (C09-C12)	ug/L	ND	50.0	50.0	06/17/21 02:30	N2
Aromatic (C09-C10)	ug/L	ND	50.0	50.0	06/17/21 02:30	N2
4-Bromofluorobenzene (FID) (S)	%	113	70-130		06/17/21 02:30	
4-Bromofluorobenzene (PID) (S)	%	112	70-130		06/17/21 02:30	

LABORATORY CONTROL SAMPLE & LCSD: 3299378 3299379

Parameter	Units	Spike Conc.	LCS Result	LCSD Result	LCS % Rec	LCSD % Rec	% Rec Limits	RPD	Max RPD	Qualifiers
Aliphatic (C05-C08)	ug/L	300	299	294	100	98	70-130	2	25	N2
Aliphatic (C09-C12)	ug/L	300	362	374	121	125	70-130	3	25	N2
Aromatic (C09-C10)	ug/L	100	106	113	106	113	70-130	7	25	N2
4-Bromofluorobenzene (FID) (S)	%				107	113	70-130			
4-Bromofluorobenzene (PID) (S)	%				103	107	70-130			

Results presented on this page are in the units indicated by the "Units" column except where an alternate unit is presented to the right of the result.

REPORT OF LABORATORY ANALYSIS

This report shall not be reproduced, except in full,
without the written consent of Pace Analytical Services, LLC.

Pace Analytical Services, LLC
9800 Kincey Ave. Suite 100
Huntersville, NC 28078
(704)875-9092

QUALITY CONTROL DATA

Project: 2020-L1-2448 Incident
Pace Project No.: 92544299

QC Batch: 627822
QC Batch Method: EPA 3010A
Analysis Method: EPA 6010D
Analysis Description: 6010 MET
Laboratory: Pace Analytical Services - Asheville
Associated Lab Samples: 92544299001

METHOD BLANK: 3300397 Matrix: Water
Associated Lab Samples: 92544299001

Parameter	Units	Blank Result	Reporting Limit	MDL	Analyzed	Qualifiers
Lead	ug/L	ND	5.0	4.5	06/21/21 19:38	

LABORATORY CONTROL SAMPLE: 3300398

Parameter	Units	Spike Conc.	LCS Result	LCS % Rec	% Rec Limits	Qualifiers
Lead	ug/L	500	466	93	80-120	

MATRIX SPIKE & MATRIX SPIKE DUPLICATE: 3300399 3300400

Parameter	Units	92544294001 Result	MS Spike Conc.	MSD Spike Conc.	MS Result	MSD Result	MS % Rec	MSD % Rec	% Rec Limits	RPD	Max RPD	Qual
Lead	ug/L	ND	500	500	460	474	91	94	75-125	3	20	

Results presented on this page are in the units indicated by the "Units" column except where an alternate unit is presented to the right of the result.

REPORT OF LABORATORY ANALYSIS

This report shall not be reproduced, except in full,
without the written consent of Pace Analytical Services, LLC.

Pace Analytical Services, LLC
9800 Kincey Ave. Suite 100
Huntersville, NC 28078
(704)875-9092

QUALITY CONTROL DATA

Project: 2020-L1-2448 Incident
Pace Project No.: 92544299

QC Batch: 627249
QC Batch Method: SM 6200B
Analysis Method: SM 6200B
Analysis Description: 6200B MSV
Laboratory: Pace Analytical Services - Charlotte

Associated Lab Samples: 92544299001

METHOD BLANK: 3297569 Matrix: Water
Associated Lab Samples: 92544299001

Parameter	Units	Blank Result	Reporting Limit	MDL	Analyzed	Qualifiers
1,1,1,2-Tetrachloroethane	ug/L	ND	0.50	0.31	06/15/21 22:32	
1,1,1-Trichloroethane	ug/L	ND	0.50	0.33	06/15/21 22:32	
1,1,2,2-Tetrachloroethane	ug/L	ND	0.50	0.22	06/15/21 22:32	
1,1,2-Trichloroethane	ug/L	ND	0.50	0.32	06/15/21 22:32	
1,1-Dichloroethane	ug/L	ND	0.50	0.37	06/15/21 22:32	
1,1-Dichloroethene	ug/L	ND	0.50	0.35	06/15/21 22:32	
1,1-Dichloropropene	ug/L	ND	0.50	0.43	06/15/21 22:32	
1,2,3-Trichlorobenzene	ug/L	ND	2.0	0.81	06/15/21 22:32	
1,2,3-Trichloropropane	ug/L	ND	0.50	0.26	06/15/21 22:32	
1,2,4-Trichlorobenzene	ug/L	ND	2.0	0.64	06/15/21 22:32	
1,2,4-Trimethylbenzene	ug/L	ND	0.50	0.50	06/15/21 22:32	
1,2-Dibromo-3-chloropropane	ug/L	ND	1.0	0.34	06/15/21 22:32	
1,2-Dibromoethane (EDB)	ug/L	ND	0.50	0.27	06/15/21 22:32	
1,2-Dichlorobenzene	ug/L	ND	0.50	0.34	06/15/21 22:32	
1,2-Dichloroethane	ug/L	ND	0.50	0.32	06/15/21 22:32	
1,2-Dichloropropane	ug/L	ND	0.50	0.36	06/15/21 22:32	
1,3,5-Trimethylbenzene	ug/L	ND	0.50	0.33	06/15/21 22:32	
1,3-Dichlorobenzene	ug/L	ND	0.50	0.34	06/15/21 22:32	
1,3-Dichloropropane	ug/L	ND	0.50	0.28	06/15/21 22:32	
1,4-Dichlorobenzene	ug/L	ND	0.50	0.33	06/15/21 22:32	
2,2-Dichloropropane	ug/L	ND	0.50	0.39	06/15/21 22:32	
2-Chlorotoluene	ug/L	ND	0.50	0.32	06/15/21 22:32	
4-Chlorotoluene	ug/L	ND	0.50	0.32	06/15/21 22:32	
Benzene	ug/L	ND	0.50	0.34	06/15/21 22:32	
Bromobenzene	ug/L	ND	0.50	0.29	06/15/21 22:32	
Bromochloromethane	ug/L	ND	0.50	0.47	06/15/21 22:32	
Bromodichloromethane	ug/L	ND	0.50	0.31	06/15/21 22:32	
Bromoform	ug/L	ND	0.50	0.34	06/15/21 22:32	
Bromomethane	ug/L	ND	5.0	1.7	06/15/21 22:32	
Carbon tetrachloride	ug/L	ND	0.50	0.33	06/15/21 22:32	
Chlorobenzene	ug/L	ND	0.50	0.28	06/15/21 22:32	
Chloroethane	ug/L	ND	1.0	0.65	06/15/21 22:32	
Chloroform	ug/L	ND	0.50	0.35	06/15/21 22:32	
Chloromethane	ug/L	ND	1.0	0.54	06/15/21 22:32	
cis-1,2-Dichloroethene	ug/L	ND	0.50	0.38	06/15/21 22:32	
cis-1,3-Dichloropropene	ug/L	ND	0.50	0.36	06/15/21 22:32	
Dibromochloromethane	ug/L	ND	0.50	0.36	06/15/21 22:32	
Dibromomethane	ug/L	ND	0.50	0.39	06/15/21 22:32	
Dichlorodifluoromethane	ug/L	ND	0.50	0.35	06/15/21 22:32	
Diisopropyl ether	ug/L	ND	0.50	0.31	06/15/21 22:32	

Results presented on this page are in the units indicated by the "Units" column except where an alternate unit is presented to the right of the result.

REPORT OF LABORATORY ANALYSIS

This report shall not be reproduced, except in full,
without the written consent of Pace Analytical Services, LLC.

Pace Analytical Services, LLC
9800 Kincey Ave. Suite 100
Huntersville, NC 28078
(704)875-9092

QUALITY CONTROL DATA

Project: 2020-L1-2448 Incident
Pace Project No.: 92544299

METHOD BLANK: 3297569 Matrix: Water
Associated Lab Samples: 92544299001

Parameter	Units	Blank Result	Reporting Limit	MDL	Analyzed	Qualifiers
Ethylbenzene	ug/L	ND	0.50	0.30	06/15/21 22:32	
Hexachloro-1,3-butadiene	ug/L	ND	2.0	1.5	06/15/21 22:32	
Isopropylbenzene (Cumene)	ug/L	ND	0.50	0.33	06/15/21 22:32	
m&p-Xylene	ug/L	ND	1.0	0.71	06/15/21 22:32	
Methyl-tert-butyl ether	ug/L	ND	0.50	0.42	06/15/21 22:32	
Methylene Chloride	ug/L	ND	2.0	2.0	06/15/21 22:32	
n-Butylbenzene	ug/L	ND	0.50	0.49	06/15/21 22:32	
n-Propylbenzene	ug/L	ND	0.50	0.34	06/15/21 22:32	
Naphthalene	ug/L	ND	2.0	0.64	06/15/21 22:32	
o-Xylene	ug/L	ND	0.50	0.34	06/15/21 22:32	
sec-Butylbenzene	ug/L	ND	0.50	0.40	06/15/21 22:32	
Styrene	ug/L	ND	0.50	0.29	06/15/21 22:32	
tert-Butylbenzene	ug/L	ND	0.50	0.32	06/15/21 22:32	
Tetrachloroethene	ug/L	ND	0.50	0.29	06/15/21 22:32	
Toluene	ug/L	ND	0.50	0.48	06/15/21 22:32	
trans-1,2-Dichloroethene	ug/L	ND	0.50	0.40	06/15/21 22:32	
trans-1,3-Dichloropropene	ug/L	ND	0.50	0.36	06/15/21 22:32	
Trichloroethene	ug/L	ND	0.50	0.38	06/15/21 22:32	
Trichlorofluoromethane	ug/L	ND	1.0	0.30	06/15/21 22:32	
Vinyl chloride	ug/L	ND	1.0	0.39	06/15/21 22:32	
1,2-Dichloroethane-d4 (S)	%	105	70-130		06/15/21 22:32	
4-Bromofluorobenzene (S)	%	103	70-130		06/15/21 22:32	
Toluene-d8 (S)	%	105	70-130		06/15/21 22:32	

LABORATORY CONTROL SAMPLE: 3297570

Parameter	Units	Spike Conc.	LCS Result	LCS % Rec	% Rec Limits	Qualifiers
1,1,1,2-Tetrachloroethane	ug/L	50	50.2	100	60-140	
1,1,1-Trichloroethane	ug/L	50	52.8	106	60-140	
1,1,2,2-Tetrachloroethane	ug/L	50	51.6	103	60-140	
1,1,2-Trichloroethane	ug/L	50	50.2	100	60-140	
1,1-Dichloroethane	ug/L	50	52.9	106	60-140	
1,1-Dichloroethene	ug/L	50	53.6	107	60-140	
1,1-Dichloropropene	ug/L	50	51.7	103	60-140	
1,2,3-Trichlorobenzene	ug/L	50	37.9	76	60-140	
1,2,3-Trichloropropane	ug/L	50	49.6	99	60-140	
1,2,4-Trichlorobenzene	ug/L	50	37.8	76	60-140	
1,2,4-Trimethylbenzene	ug/L	50	46.0	92	60-140	
1,2-Dibromo-3-chloropropane	ug/L	50	52.9	106	60-140	
1,2-Dibromoethane (EDB)	ug/L	50	51.0	102	60-140	
1,2-Dichlorobenzene	ug/L	50	46.4	93	60-140	
1,2-Dichloroethane	ug/L	50	47.4	95	60-140	
1,2-Dichloropropane	ug/L	50	50.4	101	60-140	
1,3,5-Trimethylbenzene	ug/L	50	46.7	93	60-140	

Results presented on this page are in the units indicated by the "Units" column except where an alternate unit is presented to the right of the result.

REPORT OF LABORATORY ANALYSIS

This report shall not be reproduced, except in full,
without the written consent of Pace Analytical Services, LLC.

Pace Analytical Services, LLC
9800 Kincey Ave. Suite 100
Huntersville, NC 28078
(704)875-9092

QUALITY CONTROL DATA

Project: 2020-L1-2448 Incident
Pace Project No.: 92544299

LABORATORY CONTROL SAMPLE: 3297570

Parameter	Units	Spike Conc.	LCS Result	LCS % Rec	% Rec Limits	Qualifiers
1,3-Dichlorobenzene	ug/L	50	46.2	92	60-140	
1,3-Dichloropropane	ug/L	50	51.9	104	60-140	
1,4-Dichlorobenzene	ug/L	50	46.7	93	60-140	
2,2-Dichloropropane	ug/L	50	54.0	108	60-140	
2-Chlorotoluene	ug/L	50	49.1	98	60-140	
4-Chlorotoluene	ug/L	50	47.4	95	60-140	
Benzene	ug/L	50	49.6	99	60-140	
Bromobenzene	ug/L	50	48.8	98	60-140	
Bromochloromethane	ug/L	50	49.8	100	60-140	
Bromodichloromethane	ug/L	50	51.8	104	60-140	
Bromoform	ug/L	50	50.4	101	60-140	
Bromomethane	ug/L	50	55.0	110	60-140	
Carbon tetrachloride	ug/L	50	52.0	104	60-140	
Chlorobenzene	ug/L	50	49.6	99	60-140	
Chloroethane	ug/L	50	50.6	101	60-140	
Chloroform	ug/L	50	51.2	102	60-140	
Chloromethane	ug/L	50	51.5	103	60-140	
cis-1,2-Dichloroethene	ug/L	50	52.0	104	60-140	
cis-1,3-Dichloropropene	ug/L	50	51.9	104	60-140	
Dibromochloromethane	ug/L	50	52.6	105	60-140	
Dibromomethane	ug/L	50	47.9	96	60-140	
Dichlorodifluoromethane	ug/L	50	55.7	111	60-140	
Diisopropyl ether	ug/L	50	50.6	101	60-140	
Ethylbenzene	ug/L	50	50.1	100	60-140	
Hexachloro-1,3-butadiene	ug/L	50	30.4	61	60-140	
Isopropylbenzene (Cumene)	ug/L	50	50.5	101	60-140	
m&p-Xylene	ug/L	100	100	100	60-140	
Methyl-tert-butyl ether	ug/L	50	50.9	102	60-140	
Methylene Chloride	ug/L	50	54.3	109	60-140	
n-Butylbenzene	ug/L	50	38.5	77	60-140	
n-Propylbenzene	ug/L	50	46.4	93	60-140	
Naphthalene	ug/L	50	43.7	87	60-140	
o-Xylene	ug/L	50	49.6	99	60-140	
sec-Butylbenzene	ug/L	50	41.9	84	60-140	
Styrene	ug/L	50	50.9	102	60-140	
tert-Butylbenzene	ug/L	50	38.6	77	60-140	
Tetrachloroethene	ug/L	50	48.2	96	60-140	
Toluene	ug/L	50	48.7	97	60-140	
trans-1,2-Dichloroethene	ug/L	50	53.0	106	60-140	
trans-1,3-Dichloropropene	ug/L	50	52.5	105	60-140	
Trichloroethene	ug/L	50	48.4	97	60-140	
Trichlorofluoromethane	ug/L	50	47.8	96	60-140	
Vinyl chloride	ug/L	50	52.3	105	60-140	
1,2-Dichloroethane-d4 (S)	%			99	70-130	
4-Bromofluorobenzene (S)	%			104	70-130	
Toluene-d8 (S)	%			102	70-130	

Results presented on this page are in the units indicated by the "Units" column except where an alternate unit is presented to the right of the result.

REPORT OF LABORATORY ANALYSIS

This report shall not be reproduced, except in full,
without the written consent of Pace Analytical Services, LLC.

Pace Analytical Services, LLC
9800 Kincey Ave. Suite 100
Huntersville, NC 28078
(704)875-9092

QUALITY CONTROL DATA

Project: 2020-L1-2448 Incident
Pace Project No.: 92544299

MATRIX SPIKE & MATRIX SPIKE DUPLICATE: 3298336 3298337

Parameter	Units	92544313001 Result	MS Spike Conc.	MSD Spike Conc.	MS Result	MSD Result	MS % Rec	MSD % Rec	% Rec Limits	RPD	Max RPD	Qual
1,1,1,2-Tetrachloroethane	ug/L	ND	20	20	21.7	22.2	108	111	60-140	2	30	
1,1,1-Trichloroethane	ug/L	ND	20	20	23.5	24.0	117	120	60-140	2	30	
1,1,2,2-Tetrachloroethane	ug/L	ND	20	20	22.0	21.8	110	109	60-140	1	30	
1,1,2-Trichloroethane	ug/L	ND	20	20	21.0	21.2	105	106	60-140	1	30	
1,1-Dichloroethane	ug/L	ND	20	20	23.1	23.3	116	117	60-140	1	30	
1,1-Dichloroethene	ug/L	ND	20	20	24.3	24.1	121	121	60-140	1	30	
1,1-Dichloropropene	ug/L	ND	20	20	23.7	23.1	118	116	60-140	3	30	
1,2,3-Trichlorobenzene	ug/L	ND	20	20	26.2	24.5	131	123	60-140	6	30	
1,2,3-Trichloropropane	ug/L	ND	20	20	22.0	21.6	110	108	60-140	2	30	
1,2,4-Trichlorobenzene	ug/L	ND	20	20	25.0	23.9	125	120	60-140	4	30	
1,2,4-Trimethylbenzene	ug/L	ND	20	20	22.5	22.9	113	114	60-140	1	30	
1,2-Dibromo-3-chloropropane	ug/L	ND	20	20	22.3	22.4	112	112	60-140	0	30	
1,2-Dibromoethane (EDB)	ug/L	ND	20	20	21.6	22.1	108	110	60-140	2	30	
1,2-Dichlorobenzene	ug/L	ND	20	20	20.9	21.0	105	105	60-140	1	30	
1,2-Dichloroethane	ug/L	ND	20	20	20.2	20.8	101	104	60-140	3	30	
1,2-Dichloropropane	ug/L	ND	20	20	21.4	21.9	107	109	60-140	2	30	
1,3,5-Trimethylbenzene	ug/L	ND	20	20	22.7	23.2	114	116	60-140	2	30	
1,3-Dichlorobenzene	ug/L	ND	20	20	21.1	21.2	105	106	60-140	1	30	
1,3-Dichloropropane	ug/L	ND	20	20	21.7	22.4	109	112	60-140	3	30	
1,4-Dichlorobenzene	ug/L	ND	20	20	21.1	21.4	105	107	60-140	2	30	
2,2-Dichloropropane	ug/L	ND	20	20	25.1	24.9	125	125	60-140	0	30	
2-Chlorotoluene	ug/L	ND	20	20	21.6	22.5	108	112	60-140	4	30	
4-Chlorotoluene	ug/L	ND	20	20	21.1	21.7	106	109	60-140	3	30	
Benzene	ug/L	ND	20	20	21.8	21.7	109	108	60-140	0	30	
Bromobenzene	ug/L	ND	20	20	20.2	21.0	101	105	60-140	4	30	
Bromochloromethane	ug/L	ND	20	20	21.4	21.6	107	108	60-140	1	30	
Bromodichloromethane	ug/L	ND	20	20	22.1	22.4	110	112	60-140	1	30	
Bromoform	ug/L	ND	20	20	21.7	22.0	108	110	60-140	1	30	
Bromomethane	ug/L	ND	20	20	27.1	26.1	135	131	60-140	4	30	
Carbon tetrachloride	ug/L	ND	20	20	23.9	24.5	119	122	60-140	3	30	
Chlorobenzene	ug/L	ND	20	20	21.4	21.9	107	110	60-140	2	30	
Chloroethane	ug/L	ND	20	20	24.5	24.3	122	121	60-140	1	30	
Chloroform	ug/L	9.9	20	20	32.1	31.9	111	110	60-140	1	30	
Chloromethane	ug/L	ND	20	20	24.5	23.7	123	118	60-140	3	30	
cis-1,2-Dichloroethene	ug/L	ND	20	20	23.2	22.9	116	115	60-140	1	30	
cis-1,3-Dichloropropene	ug/L	ND	20	20	21.9	22.1	110	110	60-140	1	30	
Dibromochloromethane	ug/L	ND	20	20	22.2	22.8	111	114	60-140	3	30	
Dibromomethane	ug/L	ND	20	20	20.3	20.5	102	102	60-140	1	30	
Dichlorodifluoromethane	ug/L	ND	20	20	24.6	24.5	123	123	60-140	0	30	
Diisopropyl ether	ug/L	ND	20	20	21.8	22.0	109	110	60-140	1	30	
Ethylbenzene	ug/L	ND	20	20	22.1	22.7	111	114	60-140	3	30	
Hexachloro-1,3-butadiene	ug/L	ND	20	20	26.3	25.5	132	127	60-140	3	30	
Isopropylbenzene (Cumene)	ug/L	ND	20	20	23.7	24.0	118	120	60-140	1	30	
m&p-Xylene	ug/L	ND	40	40	45.1	45.5	113	114	60-140	1	30	

Results presented on this page are in the units indicated by the "Units" column except where an alternate unit is presented to the right of the result.

REPORT OF LABORATORY ANALYSIS

This report shall not be reproduced, except in full,
without the written consent of Pace Analytical Services, LLC.

Pace Analytical Services, LLC
9800 Kincey Ave. Suite 100
Huntersville, NC 28078
(704)875-9092

QUALITY CONTROL DATA

Project: 2020-L1-2448 Incident
Pace Project No.: 92544299

MATRIX SPIKE & MATRIX SPIKE DUPLICATE: 3298336 3298337

Parameter	Units	92544313001 Result	MS Spike Conc.	MSD Spike Conc.	MS Result	MSD Result	MS % Rec	MSD % Rec	% Rec Limits	RPD	Max RPD	Qual
Methyl-tert-butyl ether	ug/L	ND	20	20	21.0	21.4	105	107	60-140	2	30	
Methylene Chloride	ug/L	ND	20	20	23.3	23.2	117	116	60-140	1	30	
n-Butylbenzene	ug/L	ND	20	20	24.9	24.6	125	123	60-140	1	30	
n-Propylbenzene	ug/L	ND	20	20	22.3	22.7	111	113	60-140	2	30	
Naphthalene	ug/L	ND	20	20	25.2	23.4	126	117	60-140	7	30	
o-Xylene	ug/L	ND	20	20	21.8	22.2	109	111	60-140	2	30	
sec-Butylbenzene	ug/L	ND	20	20	23.3	23.4	117	117	60-140	0	30	
Styrene	ug/L	ND	20	20	21.6	22.1	108	110	60-140	2	30	
tert-Butylbenzene	ug/L	ND	20	20	19.3	20.1	97	100	60-140	4	30	
Tetrachloroethene	ug/L	ND	20	20	22.2	22.6	111	113	60-140	2	30	
Toluene	ug/L	ND	20	20	21.4	21.5	107	107	60-140	1	30	
trans-1,2-Dichloroethene	ug/L	ND	20	20	23.7	24.2	118	121	60-140	2	30	
trans-1,3-Dichloropropene	ug/L	ND	20	20	22.0	21.7	110	108	60-140	2	30	
Trichloroethene	ug/L	ND	20	20	21.4	21.8	107	109	60-140	2	30	
Trichlorofluoromethane	ug/L	ND	20	20	24.1	24.2	120	121	60-140	1	30	
Vinyl chloride	ug/L	ND	20	20	23.3	23.1	116	115	60-140	1	30	
1,2-Dichloroethane-d4 (S)	%						108	104	70-130			
4-Bromofluorobenzene (S)	%						105	103	70-130			
Toluene-d8 (S)	%						101	102	70-130			

Results presented on this page are in the units indicated by the "Units" column except where an alternate unit is presented to the right of the result.

REPORT OF LABORATORY ANALYSIS

This report shall not be reproduced, except in full,
without the written consent of Pace Analytical Services, LLC.

Pace Analytical Services, LLC
9800 Kincey Ave. Suite 100
Huntersville, NC 28078
(704)875-9092

QUALIFIERS

Project: 2020-L1-2448 Incident
Pace Project No.: 92544299

DEFINITIONS

DF - Dilution Factor, if reported, represents the factor applied to the reported data due to dilution of the sample aliquot.

ND - Not Detected at or above adjusted reporting limit.

TNTC - Too Numerous To Count

J - Estimated concentration above the adjusted method detection limit and below the adjusted reporting limit.

MDL - Adjusted Method Detection Limit.

PQL - Practical Quantitation Limit.

RL - Reporting Limit - The lowest concentration value that meets project requirements for quantitative data with known precision and bias for a specific analyte in a specific matrix.

S - Surrogate

1,2-Diphenylhydrazine decomposes to and cannot be separated from Azobenzene using Method 8270. The result for each analyte is a combined concentration.

Consistent with EPA guidelines, unrounded data are displayed and have been used to calculate % recovery and RPD values.

LCS(D) - Laboratory Control Sample (Duplicate)

MS(D) - Matrix Spike (Duplicate)

DUP - Sample Duplicate

RPD - Relative Percent Difference

NC - Not Calculable.

SG - Silica Gel - Clean-Up

U - Indicates the compound was analyzed for, but not detected.

Acid preservation may not be appropriate for 2 Chloroethylvinyl ether.

A separate vial preserved to a pH of 4-5 is recommended in SW846 Chapter 4 for the analysis of Acrolein and Acrylonitrile by EPA Method 8260.

N-Nitrosodiphenylamine decomposes and cannot be separated from Diphenylamine using Method 8270. The result reported for each analyte is a combined concentration.

Pace Analytical is TNI accredited. Contact your Pace PM for the current list of accredited analytes.

TNI - The NELAC Institute.

ANALYTE QUALIFIERS

N2	The lab does not hold NELAC/TNI accreditation for this parameter but other accreditations/certifications may apply. A complete list of accreditations/certifications is available upon request.

This report shall not be reproduced, except in full,
without the written consent of Pace Analytical Services, LLC.

Pace Analytical Services, LLC
9800 Kincey Ave. Suite 100
Huntersville, NC 28078
(704)875-9092

QUALITY CONTROL DATA CROSS REFERENCE TABLE

Project: 2020-L1-2448 Incident
Pace Project No.: 92544299

Lab ID	Sample ID	QC Batch Method	QC Batch	Analytical Method	Analytical Batch
92544299001	**14226_HC_RD_20210615**	MADEP VPH	627591		
92544299001	**14226_HC_RD_20210615**	EPA 3010A	627822	EPA 6010D	628356
92544299001	**14226_HC_RD_20210615**	SM 6200B	627249		

This report shall not be reproduced, except in full,
without the written consent of Pace Analytical Services, LLC.

CHAIN-OF-CUSTODY Analytical Request Document

Pace Analytical

Chain-of-Custody is a LEGAL DOCUMENT - Complete all relevent fields

LAB USE ONLY

WO# : 92544299

92544299

Company: Apex Companies

Billing Information:

Address:

Report To: Andrew Street

Email To: Andrew.Street@apexcos.com

Copy To:

Site Collection Info/Address: 4226 Huntsville Concord Rd

Customer Project Name/Number: 2020-4-2448 Trident

State: NC County/City: Huntersville

Time Zone Collected: [ ] PT [ ] MT [ ] CT [ ] ET

Phone:

Email:

Site/Facility ID #:

Compliance Monitoring? [ ] Yes [ ] No

Collected By (print): Naomi Fretz

Purchase Order #:

Quote #:

DW PWS ID #:

DW Location Code:

Collected By (signature): Naomi Fretz

Turnaround Date Required: ASAP

Immediately Packed on Ice: [ ] Yes [ ] No

Sample Disposal:
[ ] Dispose as appropriate [ ] Return
[ ] Archive: _____
[ ] Hold: _____

Rush:
[ ] Same Day [ ] Next Day
[ ] 2 Day [ ] 3 Day [ ] 4 Day [ ] 5 Day
(Expedite Charges Apply)

Field Filtered (if applicable): [ ] Yes [ ] No

Analysis: _____

** Preservative Types: (1) nitric acid, (2) sulfuric acid, (3) hydrochloric acid, (4) sodium hydroxide, (5) zinc acetate, (6) methanol, (7) sodium bisulfate, (8) sodium thiosulfate, (9) hexane, (A) ascorbic acid, (B) ammonium sulfate, (C) ammonium hydroxide, (D) TSP, (U) Unpreserved, (O) Other _____

* Matrix Codes (Insert in Matrix box below): Drinking Water (DW), Ground Water (GW), Wastewater (WW), Product (P), Soil/Solid (SL), Oil (OL), Wipe (WP), Air (AR), Tissue (TS), Bioassay (B), Vapor (V), Other (OT)

Customer Sample ID	Matrix *	Comp / Grab	Collected (or Composite Start) Date	Collected (or Composite Start) Time	Composite End Date	Composite End Time	Res Cl	# of Ctns	Analyses: UDCs 62008	Analyses: MADEP VPH	Analyses: Lead
4226_NC_RD_20210615	DW	G	6-15-21	0945				8	X	X	X

Container Pr

Lab Profile/Line:

Lab Sample Receipt Checklist:

Custody Seals Present/Intact	Y N	NA
Custody Signatures Present	Y N	NA
Collector Signature Present	Y N	NA
Bottles Intact	Y N	NA
Correct Bottles	Y N	NA
Sufficient Volume	Y N	NA
Samples Received on Ice	Y N	NA
VOA - Headspace Acceptable	Y N	NA
USDA Regulated Soils	Y N	NA
Samples in Holding Time	Y N	NA
Residual Chlorine Present	Y N	NA
Cl Strips: _____		
Sample pH Acceptable	Y N	NA
pH Strips: 223819AH		
Sulfide Present	Y N	NA
Lead Acetate Strips: _____		

LAB USE ONLY:
Lab Sample # / Comments:

92544299 001

Customer Remarks / Special Conditions / Possible Hazards:

Type of Ice Used: Wet Blue Dry None

Packing Material Used: BB

Radchem sample(s) screened (<500 cpm): Y N NA

SHORT HOLDS PRESENT (<72 hours): Y N N/A

Lab Tracking #: 2560404

Samples received via: FEDEX UPS Client Courier Pace Courier

Lab Sample Temperature Info:
Temp Blank Received: Y N NA
Therm ID#: 120169
Cooler 1 Temp Upon Receipt: 3.1 oC
Cooler 1 Therm Corr. Factor: -0.1 oC
Cooler 1 Corrected Temp: 3 oC
Comments:

Relinquished by/Company: (Signature)	Date/Time:	Received by/Company: (Signature)	Date/Time:
Naomi Fretz / Apex	6-15-21 1250	TO Pace+tw	6/15/21 1250
Relinquished by/Company: (Signature)	Date/Time:	Received by/Company: (Signature)	Date/Time:
Relinquished by/Company: (Signature)	Date/Time:	Received by/Company: (Signature)	Date/Time:

MTJL LAB USE ONLY

Table #:

Acctnum:

Template:

Prelogin:

PM:

PB:

Trip Blank Received: Y N NA
HCL MeOH TSP Other

Non Conformance(s): YES / NO

Page: _____ of: _____

Pace Analytical Services, LLC
9800 Kincey Ave. Suite 100
Huntersville, NC 28078
(704)875-9092

June 23, 2021

Andrew Street
Apex Companies - NC
5900 Northwoods Business Pkwy
Suite 5900-0
Charlotte, NC 28269

RE: Project: 2020-L1-2448 Incident
Pace Project No.: 92544310

Dear Andrew Street:

Enclosed are the analytical results for sample(s) received by the laboratory on June 15, 2021. The results relate only to the samples included in this report. Results reported herein conform to the applicable TNI/NELAC Standards and the laboratory's Quality Manual, where applicable, unless otherwise noted in the body of the report.

The test results provided in this final report were generated by each of the following laboratories within the Pace Network:

- Pace Analytical Services - Asheville
- Pace Analytical Services - Charlotte

If you have any questions concerning this report, please feel free to contact me.

Sincerely,

Angela M. Baioni

Angela Baioni
angela.baioni@pacelabs.com
(704)875-9092
Project Manager

Enclosures

cc: J Culbreath, Colonial Pipeline Company
Naomi Fretz, APEX Companies, LLC
Robert Hughes, Colonial Pipeline
Cameron Lee, Montrose-EPS
Jamie Moran, APEX Companies, LLC
Jeff Morrison, Colonial Pipeline Company
Tom Naumann, APEX Companies - NC
Joe Nicolette, Montrose-EPS
Christopher Schultz, Apex Companies
Matt Teixeira, Apex Companies, LLC
Michael Verdon, Colonial Pipeline Company
JM Wyatt, Colonial Pipeline Company

REPORT OF LABORATORY ANALYSIS

This report shall not be reproduced, except in full,
without the written consent of Pace Analytical Services, LLC.

Pace Analytical Services, LLC
9800 Kincey Ave. Suite 100
Huntersville, NC 28078
(704)875-9092

CERTIFICATIONS

Project: 2020-L1-2448 Incident
Pace Project No.: 92544310

Pace Analytical Services Charlotte

9800 Kincey Ave. Ste 100, Huntersville, NC 28078
Louisiana/NELAP Certification # LA170028
North Carolina Drinking Water Certification #: 37706
North Carolina Field Services Certification #: 5342
North Carolina Wastewater Certification #: 12
South Carolina Certification #: 99006001
Florida/NELAP Certification #: E87627
Kentucky UST Certification #: 84
Virginia/VELAP Certification #: 460221

Pace Analytical Services Asheville

2225 Riverside Drive, Asheville, NC 28804
Florida/NELAP Certification #: E87648
North Carolina Drinking Water Certification #: 37712
North Carolina Wastewater Certification #: 40
South Carolina Certification #: 99030001
Virginia/VELAP Certification #: 460222

This report shall not be reproduced, except in full,
without the written consent of Pace Analytical Services, LLC.

Pace Analytical Services, LLC
9800 Kincey Ave. Suite 100
Huntersville, NC 28078
(704)875-9092

SAMPLE SUMMARY

Project: 2020-L1-2448 Incident
Pace Project No.: 92544310

Lab ID	Sample ID	Matrix	Date Collected	Date Received
92544310001	**13800_HC_RD_20210615**	Water	06/15/21 07:40	06/15/21 12:50

REPORT OF LABORATORY ANALYSIS

This report shall not be reproduced, except in full,
without the written consent of Pace Analytical Services, LLC.

Pace Analytical Services, LLC
9800 Kincey Ave. Suite 100
Huntersville, NC 28078
(704)875-9092

SAMPLE ANALYTE COUNT

Project: 2020-L1-2448 Incident
Pace Project No.: 92544310

Lab ID	Sample ID	Method	Analysts	Analytes Reported	Laboratory
92544310001	**13800_HC_RD_20210615**	MADEP VPH	MAD	7	PASI-C
		EPA 6010D	SH1	1	PASI-A
		SM 6200B	SAS	63	PASI-C

PASI-A = Pace Analytical Services - Asheville
PASI-C = Pace Analytical Services - Charlotte

This report shall not be reproduced, except in full,
without the written consent of Pace Analytical Services, LLC.

Pace Analytical Services, LLC
9800 Kincey Ave. Suite 100
Huntersville, NC 28078
(704)875-9092

ANALYTICAL RESULTS

Project: 2020-L1-2448 Incident
Pace Project No.: 92544310

Sample: 13800_HC_RD_20210615 **Lab ID: 92544310001** Collected: 06/15/21 07:40 Received: 06/15/21 12:50 Matrix: Water

Parameters	Results	Units	Report Limit	MDL	DF	Prepared	Analyzed	CAS No.	Qual
VPH NC Water	Analytical Method: MADEP VPH Pace Analytical Services - Charlotte								
Total VPH (C5-C12)	ND	ug/L	50.0	50.0	1		06/16/21 22:14		N2
Aliphatic (C05-C08)	ND	ug/L	50.0	50.0	1		06/16/21 22:14		N2
Aliphatic (C09-C12)	ND	ug/L	50.0	50.0	1		06/16/21 22:14		N2
Aliphatic(C09-C12) Adjusted	ND	ug/L	50.0	50.0	1		06/16/21 22:14		N2
Aromatic (C09-C10)	ND	ug/L	50.0	50.0	1		06/16/21 22:14		N2
Surrogates									
4-Bromofluorobenzene (FID) (S)	105	%	70-130		1		06/16/21 22:14	460-00-4	
4-Bromofluorobenzene (PID) (S)	103	%	70-130		1		06/16/21 22:14	460-00-4	
6010 MET ICP	Analytical Method: EPA 6010D Preparation Method: EPA 3010A Pace Analytical Services - Asheville								
Lead	ND	ug/L	5.0	4.5	1	06/20/21 18:11	06/21/21 20:23	7439-92-1	
6200B MSV	Analytical Method: SM 6200B Pace Analytical Services - Charlotte								
Benzene	ND	ug/L	0.50	0.34	1		06/16/21 04:51	71-43-2	
Bromobenzene	ND	ug/L	0.50	0.29	1		06/16/21 04:51	108-86-1	
Bromochloromethane	ND	ug/L	0.50	0.47	1		06/16/21 04:51	74-97-5	
Bromodichloromethane	ND	ug/L	0.50	0.31	1		06/16/21 04:51	75-27-4	
Bromoform	ND	ug/L	0.50	0.34	1		06/16/21 04:51	75-25-2	
Bromomethane	ND	ug/L	5.0	1.7	1		06/16/21 04:51	74-83-9	
n-Butylbenzene	ND	ug/L	0.50	0.49	1		06/16/21 04:51	104-51-8	
sec-Butylbenzene	ND	ug/L	0.50	0.40	1		06/16/21 04:51	135-98-8	
tert-Butylbenzene	ND	ug/L	0.50	0.32	1		06/16/21 04:51	98-06-6	
Carbon tetrachloride	ND	ug/L	0.50	0.33	1		06/16/21 04:51	56-23-5	
Chlorobenzene	ND	ug/L	0.50	0.28	1		06/16/21 04:51	108-90-7	
Chloroethane	ND	ug/L	1.0	0.65	1		06/16/21 04:51	75-00-3	
Chloroform	ND	ug/L	0.50	0.35	1		06/16/21 04:51	67-66-3	
Chloromethane	ND	ug/L	1.0	0.54	1		06/16/21 04:51	74-87-3	
2-Chlorotoluene	ND	ug/L	0.50	0.32	1		06/16/21 04:51	95-49-8	
4-Chlorotoluene	ND	ug/L	0.50	0.32	1		06/16/21 04:51	106-43-4	
1,2-Dibromo-3-chloropropane	ND	ug/L	1.0	0.34	1		06/16/21 04:51	96-12-8	
Dibromochloromethane	ND	ug/L	0.50	0.36	1		06/16/21 04:51	124-48-1	
1,2-Dibromoethane (EDB)	ND	ug/L	0.50	0.27	1		06/16/21 04:51	106-93-4	
Dibromomethane	ND	ug/L	0.50	0.39	1		06/16/21 04:51	74-95-3	
1,2-Dichlorobenzene	ND	ug/L	0.50	0.34	1		06/16/21 04:51	95-50-1	
1,3-Dichlorobenzene	ND	ug/L	0.50	0.34	1		06/16/21 04:51	541-73-1	
1,4-Dichlorobenzene	ND	ug/L	0.50	0.33	1		06/16/21 04:51	106-46-7	
Dichlorodifluoromethane	ND	ug/L	0.50	0.35	1		06/16/21 04:51	75-71-8	
1,1-Dichloroethane	ND	ug/L	0.50	0.37	1		06/16/21 04:51	75-34-3	
1,2-Dichloroethane	ND	ug/L	0.50	0.32	1		06/16/21 04:51	107-06-2	
1,1-Dichloroethene	ND	ug/L	0.50	0.35	1		06/16/21 04:51	75-35-4	
cis-1,2-Dichloroethene	ND	ug/L	0.50	0.38	1		06/16/21 04:51	156-59-2	
trans-1,2-Dichloroethene	ND	ug/L	0.50	0.40	1		06/16/21 04:51	156-60-5	
1,2-Dichloropropane	ND	ug/L	0.50	0.36	1		06/16/21 04:51	78-87-5	

REPORT OF LABORATORY ANALYSIS

This report shall not be reproduced, except in full,
without the written consent of Pace Analytical Services, LLC.

Pace Analytical Services, LLC
9800 Kincey Ave. Suite 100
Huntersville, NC 28078
(704)875-9092

ANALYTICAL RESULTS

Project: 2020-L1-2448 Incident
Pace Project No.: 92544310

Sample: 13800_HC_RD_20210615 **Lab ID: 92544310001** Collected: 06/15/21 07:40 Received: 06/15/21 12:50 Matrix: Water

Parameters	Results	Units	Report Limit	MDL	DF	Prepared	Analyzed	CAS No.	Qual
6200B MSV	Analytical Method: SM 6200B Pace Analytical Services - Charlotte								
1,3-Dichloropropane	ND	ug/L	0.50	0.28	1		06/16/21 04:51	142-28-9	
2,2-Dichloropropane	ND	ug/L	0.50	0.39	1		06/16/21 04:51	594-20-7	
1,1-Dichloropropene	ND	ug/L	0.50	0.43	1		06/16/21 04:51	563-58-6	
cis-1,3-Dichloropropene	ND	ug/L	0.50	0.36	1		06/16/21 04:51	10061-01-5	
trans-1,3-Dichloropropene	ND	ug/L	0.50	0.36	1		06/16/21 04:51	10061-02-6	
Diisopropyl ether	ND	ug/L	0.50	0.31	1		06/16/21 04:51	108-20-3	
Ethylbenzene	ND	ug/L	0.50	0.30	1		06/16/21 04:51	100-41-4	
Hexachloro-1,3-butadiene	ND	ug/L	2.0	1.5	1		06/16/21 04:51	87-68-3	
Isopropylbenzene (Cumene)	ND	ug/L	0.50	0.33	1		06/16/21 04:51	98-82-8	
Methylene Chloride	ND	ug/L	2.0	2.0	1		06/16/21 04:51	75-09-2	
Methyl-tert-butyl ether	ND	ug/L	0.50	0.42	1		06/16/21 04:51	1634-04-4	
Naphthalene	ND	ug/L	2.0	0.64	1		06/16/21 04:51	91-20-3	
n-Propylbenzene	ND	ug/L	0.50	0.34	1		06/16/21 04:51	103-65-1	
Styrene	ND	ug/L	0.50	0.29	1		06/16/21 04:51	100-42-5	
1,1,1,2-Tetrachloroethane	ND	ug/L	0.50	0.31	1		06/16/21 04:51	630-20-6	
1,1,2,2-Tetrachloroethane	ND	ug/L	0.50	0.22	1		06/16/21 04:51	79-34-5	
Tetrachloroethene	ND	ug/L	0.50	0.29	1		06/16/21 04:51	127-18-4	
Toluene	ND	ug/L	0.50	0.48	1		06/16/21 04:51	108-88-3	
1,2,3-Trichlorobenzene	ND	ug/L	2.0	0.81	1		06/16/21 04:51	87-61-6	
1,2,4-Trichlorobenzene	ND	ug/L	2.0	0.64	1		06/16/21 04:51	120-82-1	
1,1,1-Trichloroethane	ND	ug/L	0.50	0.33	1		06/16/21 04:51	71-55-6	
1,1,2-Trichloroethane	ND	ug/L	0.50	0.32	1		06/16/21 04:51	79-00-5	
Trichloroethene	ND	ug/L	0.50	0.38	1		06/16/21 04:51	79-01-6	
Trichlorofluoromethane	ND	ug/L	1.0	0.30	1		06/16/21 04:51	75-69-4	
1,2,3-Trichloropropane	ND	ug/L	0.50	0.26	1		06/16/21 04:51	96-18-4	
1,2,4-Trimethylbenzene	ND	ug/L	0.50	0.50	1		06/16/21 04:51	95-63-6	
1,3,5-Trimethylbenzene	ND	ug/L	0.50	0.33	1		06/16/21 04:51	108-67-8	
Vinyl chloride	ND	ug/L	1.0	0.39	1		06/16/21 04:51	75-01-4	
m&p-Xylene	ND	ug/L	1.0	0.71	1		06/16/21 04:51	179601-23-1	
o-Xylene	ND	ug/L	0.50	0.34	1		06/16/21 04:51	95-47-6	
Surrogates									
1,2-Dichloroethane-d4 (S)	105	%	70-130		1		06/16/21 04:51	17060-07-0	
4-Bromofluorobenzene (S)	101	%	70-130		1		06/16/21 04:51	460-00-4	
Toluene-d8 (S)	103	%	70-130		1		06/16/21 04:51	2037-26-5	

REPORT OF LABORATORY ANALYSIS

This report shall not be reproduced, except in full,
without the written consent of Pace Analytical Services, LLC.

Pace Analytical Services, LLC
9800 Kincey Ave. Suite 100
Huntersville, NC 28078
(704)875-9092

QUALITY CONTROL DATA

Project: 2020-L1-2448 Incident
Pace Project No.: 92544310

QC Batch: 627591
QC Batch Method: MADEP VPH
Analysis Method: MADEP VPH
Analysis Description: VPH NC Water
Laboratory: Pace Analytical Services - Charlotte

Associated Lab Samples: 92544310001

METHOD BLANK: 3299377 Matrix: Water
Associated Lab Samples: 92544310001

Parameter	Units	Blank Result	Reporting Limit	MDL	Analyzed	Qualifiers
Aliphatic (C05-C08)	ug/L	ND	50.0	50.0	06/17/21 02:30	N2
Aliphatic (C09-C12)	ug/L	ND	50.0	50.0	06/17/21 02:30	N2
Aromatic (C09-C10)	ug/L	ND	50.0	50.0	06/17/21 02:30	N2
4-Bromofluorobenzene (FID) (S)	%	113	70-130		06/17/21 02:30	
4-Bromofluorobenzene (PID) (S)	%	112	70-130		06/17/21 02:30	

LABORATORY CONTROL SAMPLE & LCSD: 3299378 3299379

Parameter	Units	Spike Conc.	LCS Result	LCSD Result	LCS % Rec	LCSD % Rec	% Rec Limits	RPD	Max RPD	Qualifiers
Aliphatic (C05-C08)	ug/L	300	299	294	100	98	70-130	2	25	N2
Aliphatic (C09-C12)	ug/L	300	362	374	121	125	70-130	3	25	N2
Aromatic (C09-C10)	ug/L	100	106	113	106	113	70-130	7	25	N2
4-Bromofluorobenzene (FID) (S)	%				107	113	70-130			
4-Bromofluorobenzene (PID) (S)	%				103	107	70-130			

Results presented on this page are in the units indicated by the "Units" column except where an alternate unit is presented to the right of the result.

REPORT OF LABORATORY ANALYSIS

This report shall not be reproduced, except in full,
without the written consent of Pace Analytical Services, LLC.

Pace Analytical Services, LLC
9800 Kincey Ave. Suite 100
Huntersville, NC 28078
(704)875-9092

QUALITY CONTROL DATA

Project: 2020-L1-2448 Incident
Pace Project No.: 92544310

QC Batch: 627822
QC Batch Method: EPA 3010A
Analysis Method: EPA 6010D
Analysis Description: 6010 MET
Laboratory: Pace Analytical Services - Asheville
Associated Lab Samples: 92544310001

METHOD BLANK: 3300397 Matrix: Water
Associated Lab Samples: 92544310001

Parameter	Units	Blank Result	Reporting Limit	MDL	Analyzed	Qualifiers
Lead	ug/L	ND	5.0	4.5	06/21/21 19:38	

LABORATORY CONTROL SAMPLE: 3300398

Parameter	Units	Spike Conc.	LCS Result	LCS % Rec	% Rec Limits	Qualifiers
Lead	ug/L	500	466	93	80-120	

MATRIX SPIKE & MATRIX SPIKE DUPLICATE: 3300399 3300400

Parameter	Units	92544294001 Result	MS Spike Conc.	MSD Spike Conc.	MS Result	MSD Result	MS % Rec	MSD % Rec	% Rec Limits	RPD	Max RPD	Qual
Lead	ug/L	ND	500	500	460	474	91	94	75-125	3	20	

Results presented on this page are in the units indicated by the "Units" column except where an alternate unit is presented to the right of the result.

REPORT OF LABORATORY ANALYSIS

This report shall not be reproduced, except in full,
without the written consent of Pace Analytical Services, LLC.

Pace Analytical Services, LLC
9800 Kincey Ave. Suite 100
Huntersville, NC 28078
(704)875-9092

QUALITY CONTROL DATA

Project: 2020-L1-2448 Incident
Pace Project No.: 92544310

QC Batch: 627249
QC Batch Method: SM 6200B
Analysis Method: SM 6200B
Analysis Description: 6200B MSV
Laboratory: Pace Analytical Services - Charlotte

Associated Lab Samples: 92544310001

METHOD BLANK: 3297569 Matrix: Water
Associated Lab Samples: 92544310001

Parameter	Units	Blank Result	Reporting Limit	MDL	Analyzed	Qualifiers
1,1,1,2-Tetrachloroethane	ug/L	ND	0.50	0.31	06/15/21 22:32	
1,1,1-Trichloroethane	ug/L	ND	0.50	0.33	06/15/21 22:32	
1,1,2,2-Tetrachloroethane	ug/L	ND	0.50	0.22	06/15/21 22:32	
1,1,2-Trichloroethane	ug/L	ND	0.50	0.32	06/15/21 22:32	
1,1-Dichloroethane	ug/L	ND	0.50	0.37	06/15/21 22:32	
1,1-Dichloroethene	ug/L	ND	0.50	0.35	06/15/21 22:32	
1,1-Dichloropropene	ug/L	ND	0.50	0.43	06/15/21 22:32	
1,2,3-Trichlorobenzene	ug/L	ND	2.0	0.81	06/15/21 22:32	
1,2,3-Trichloropropane	ug/L	ND	0.50	0.26	06/15/21 22:32	
1,2,4-Trichlorobenzene	ug/L	ND	2.0	0.64	06/15/21 22:32	
1,2,4-Trimethylbenzene	ug/L	ND	0.50	0.50	06/15/21 22:32	
1,2-Dibromo-3-chloropropane	ug/L	ND	1.0	0.34	06/15/21 22:32	
1,2-Dibromoethane (EDB)	ug/L	ND	0.50	0.27	06/15/21 22:32	
1,2-Dichlorobenzene	ug/L	ND	0.50	0.34	06/15/21 22:32	
1,2-Dichloroethane	ug/L	ND	0.50	0.32	06/15/21 22:32	
1,2-Dichloropropane	ug/L	ND	0.50	0.36	06/15/21 22:32	
1,3,5-Trimethylbenzene	ug/L	ND	0.50	0.33	06/15/21 22:32	
1,3-Dichlorobenzene	ug/L	ND	0.50	0.34	06/15/21 22:32	
1,3-Dichloropropane	ug/L	ND	0.50	0.28	06/15/21 22:32	
1,4-Dichlorobenzene	ug/L	ND	0.50	0.33	06/15/21 22:32	
2,2-Dichloropropane	ug/L	ND	0.50	0.39	06/15/21 22:32	
2-Chlorotoluene	ug/L	ND	0.50	0.32	06/15/21 22:32	
4-Chlorotoluene	ug/L	ND	0.50	0.32	06/15/21 22:32	
Benzene	ug/L	ND	0.50	0.34	06/15/21 22:32	
Bromobenzene	ug/L	ND	0.50	0.29	06/15/21 22:32	
Bromochloromethane	ug/L	ND	0.50	0.47	06/15/21 22:32	
Bromodichloromethane	ug/L	ND	0.50	0.31	06/15/21 22:32	
Bromoform	ug/L	ND	0.50	0.34	06/15/21 22:32	
Bromomethane	ug/L	ND	5.0	1.7	06/15/21 22:32	
Carbon tetrachloride	ug/L	ND	0.50	0.33	06/15/21 22:32	
Chlorobenzene	ug/L	ND	0.50	0.28	06/15/21 22:32	
Chloroethane	ug/L	ND	1.0	0.65	06/15/21 22:32	
Chloroform	ug/L	ND	0.50	0.35	06/15/21 22:32	
Chloromethane	ug/L	ND	1.0	0.54	06/15/21 22:32	
cis-1,2-Dichloroethene	ug/L	ND	0.50	0.38	06/15/21 22:32	
cis-1,3-Dichloropropene	ug/L	ND	0.50	0.36	06/15/21 22:32	
Dibromochloromethane	ug/L	ND	0.50	0.36	06/15/21 22:32	
Dibromomethane	ug/L	ND	0.50	0.39	06/15/21 22:32	
Dichlorodifluoromethane	ug/L	ND	0.50	0.35	06/15/21 22:32	
Diisopropyl ether	ug/L	ND	0.50	0.31	06/15/21 22:32	

Results presented on this page are in the units indicated by the "Units" column except where an alternate unit is presented to the right of the result.

REPORT OF LABORATORY ANALYSIS

This report shall not be reproduced, except in full,
without the written consent of Pace Analytical Services, LLC.

Pace Analytical Services, LLC
9800 Kincey Ave. Suite 100
Huntersville, NC 28078
(704)875-9092

QUALITY CONTROL DATA

Project: 2020-L1-2448 Incident
Pace Project No.: 92544310

METHOD BLANK: 3297569 Matrix: Water
Associated Lab Samples: 92544310001

Parameter	Units	Blank Result	Reporting Limit	MDL	Analyzed	Qualifiers
Ethylbenzene	ug/L	ND	0.50	0.30	06/15/21 22:32	
Hexachloro-1,3-butadiene	ug/L	ND	2.0	1.5	06/15/21 22:32	
Isopropylbenzene (Cumene)	ug/L	ND	0.50	0.33	06/15/21 22:32	
m&p-Xylene	ug/L	ND	1.0	0.71	06/15/21 22:32	
Methyl-tert-butyl ether	ug/L	ND	0.50	0.42	06/15/21 22:32	
Methylene Chloride	ug/L	ND	2.0	2.0	06/15/21 22:32	
n-Butylbenzene	ug/L	ND	0.50	0.49	06/15/21 22:32	
n-Propylbenzene	ug/L	ND	0.50	0.34	06/15/21 22:32	
Naphthalene	ug/L	ND	2.0	0.64	06/15/21 22:32	
o-Xylene	ug/L	ND	0.50	0.34	06/15/21 22:32	
sec-Butylbenzene	ug/L	ND	0.50	0.40	06/15/21 22:32	
Styrene	ug/L	ND	0.50	0.29	06/15/21 22:32	
tert-Butylbenzene	ug/L	ND	0.50	0.32	06/15/21 22:32	
Tetrachloroethene	ug/L	ND	0.50	0.29	06/15/21 22:32	
Toluene	ug/L	ND	0.50	0.48	06/15/21 22:32	
trans-1,2-Dichloroethene	ug/L	ND	0.50	0.40	06/15/21 22:32	
trans-1,3-Dichloropropene	ug/L	ND	0.50	0.36	06/15/21 22:32	
Trichloroethene	ug/L	ND	0.50	0.38	06/15/21 22:32	
Trichlorofluoromethane	ug/L	ND	1.0	0.30	06/15/21 22:32	
Vinyl chloride	ug/L	ND	1.0	0.39	06/15/21 22:32	
1,2-Dichloroethane-d4 (S)	%	105	70-130		06/15/21 22:32	
4-Bromofluorobenzene (S)	%	103	70-130		06/15/21 22:32	
Toluene-d8 (S)	%	105	70-130		06/15/21 22:32	

LABORATORY CONTROL SAMPLE: 3297570

Parameter	Units	Spike Conc.	LCS Result	LCS % Rec	% Rec Limits	Qualifiers
1,1,1,2-Tetrachloroethane	ug/L	50	50.2	100	60-140	
1,1,1-Trichloroethane	ug/L	50	52.8	106	60-140	
1,1,2,2-Tetrachloroethane	ug/L	50	51.6	103	60-140	
1,1,2-Trichloroethane	ug/L	50	50.2	100	60-140	
1,1-Dichloroethane	ug/L	50	52.9	106	60-140	
1,1-Dichloroethene	ug/L	50	53.6	107	60-140	
1,1-Dichloropropene	ug/L	50	51.7	103	60-140	
1,2,3-Trichlorobenzene	ug/L	50	37.9	76	60-140	
1,2,3-Trichloropropane	ug/L	50	49.6	99	60-140	
1,2,4-Trichlorobenzene	ug/L	50	37.8	76	60-140	
1,2,4-Trimethylbenzene	ug/L	50	46.0	92	60-140	
1,2-Dibromo-3-chloropropane	ug/L	50	52.9	106	60-140	
1,2-Dibromoethane (EDB)	ug/L	50	51.0	102	60-140	
1,2-Dichlorobenzene	ug/L	50	46.4	93	60-140	
1,2-Dichloroethane	ug/L	50	47.4	95	60-140	
1,2-Dichloropropane	ug/L	50	50.4	101	60-140	
1,3,5-Trimethylbenzene	ug/L	50	46.7	93	60-140	

Results presented on this page are in the units indicated by the "Units" column except where an alternate unit is presented to the right of the result.

REPORT OF LABORATORY ANALYSIS

This report shall not be reproduced, except in full,
without the written consent of Pace Analytical Services, LLC.

Pace Analytical Services, LLC
9800 Kincey Ave. Suite 100
Huntersville, NC 28078
(704)875-9092

QUALITY CONTROL DATA

Project: 2020-L1-2448 Incident
Pace Project No.: 92544310

LABORATORY CONTROL SAMPLE: 3297570

Parameter	Units	Spike Conc.	LCS Result	LCS % Rec	% Rec Limits	Qualifiers
1,3-Dichlorobenzene	ug/L	50	46.2	92	60-140	
1,3-Dichloropropane	ug/L	50	51.9	104	60-140	
1,4-Dichlorobenzene	ug/L	50	46.7	93	60-140	
2,2-Dichloropropane	ug/L	50	54.0	108	60-140	
2-Chlorotoluene	ug/L	50	49.1	98	60-140	
4-Chlorotoluene	ug/L	50	47.4	95	60-140	
Benzene	ug/L	50	49.6	99	60-140	
Bromobenzene	ug/L	50	48.8	98	60-140	
Bromochloromethane	ug/L	50	49.8	100	60-140	
Bromodichloromethane	ug/L	50	51.8	104	60-140	
Bromoform	ug/L	50	50.4	101	60-140	
Bromomethane	ug/L	50	55.0	110	60-140	
Carbon tetrachloride	ug/L	50	52.0	104	60-140	
Chlorobenzene	ug/L	50	49.6	99	60-140	
Chloroethane	ug/L	50	50.6	101	60-140	
Chloroform	ug/L	50	51.2	102	60-140	
Chloromethane	ug/L	50	51.5	103	60-140	
cis-1,2-Dichloroethene	ug/L	50	52.0	104	60-140	
cis-1,3-Dichloropropene	ug/L	50	51.9	104	60-140	
Dibromochloromethane	ug/L	50	52.6	105	60-140	
Dibromomethane	ug/L	50	47.9	96	60-140	
Dichlorodifluoromethane	ug/L	50	55.7	111	60-140	
Diisopropyl ether	ug/L	50	50.6	101	60-140	
Ethylbenzene	ug/L	50	50.1	100	60-140	
Hexachloro-1,3-butadiene	ug/L	50	30.4	61	60-140	
Isopropylbenzene (Cumene)	ug/L	50	50.5	101	60-140	
m&p-Xylene	ug/L	100	100	100	60-140	
Methyl-tert-butyl ether	ug/L	50	50.9	102	60-140	
Methylene Chloride	ug/L	50	54.3	109	60-140	
n-Butylbenzene	ug/L	50	38.5	77	60-140	
n-Propylbenzene	ug/L	50	46.4	93	60-140	
Naphthalene	ug/L	50	43.7	87	60-140	
o-Xylene	ug/L	50	49.6	99	60-140	
sec-Butylbenzene	ug/L	50	41.9	84	60-140	
Styrene	ug/L	50	50.9	102	60-140	
tert-Butylbenzene	ug/L	50	38.6	77	60-140	
Tetrachloroethene	ug/L	50	48.2	96	60-140	
Toluene	ug/L	50	48.7	97	60-140	
trans-1,2-Dichloroethene	ug/L	50	53.0	106	60-140	
trans-1,3-Dichloropropene	ug/L	50	52.5	105	60-140	
Trichloroethene	ug/L	50	48.4	97	60-140	
Trichlorofluoromethane	ug/L	50	47.8	96	60-140	
Vinyl chloride	ug/L	50	52.3	105	60-140	
1,2-Dichloroethane-d4 (S)	%			99	70-130	
4-Bromofluorobenzene (S)	%			104	70-130	
Toluene-d8 (S)	%			102	70-130	

Results presented on this page are in the units indicated by the "Units" column except where an alternate unit is presented to the right of the result.

REPORT OF LABORATORY ANALYSIS

This report shall not be reproduced, except in full,
without the written consent of Pace Analytical Services, LLC.

Pace Analytical Services, LLC
9800 Kincey Ave. Suite 100
Huntersville, NC 28078
(704)875-9092

QUALITY CONTROL DATA

Project: 2020-L1-2448 Incident
Pace Project No.: 92544310

MATRIX SPIKE & MATRIX SPIKE DUPLICATE: 3298336 3298337

Parameter	Units	92544313001 Result	MS Spike Conc.	MSD Spike Conc.	MS Result	MSD Result	MS % Rec	MSD % Rec	% Rec Limits	RPD	Max RPD	Qual
1,1,1,2-Tetrachloroethane	ug/L	ND	20	20	21.7	22.2	108	111	60-140	2	30	
1,1,1-Trichloroethane	ug/L	ND	20	20	23.5	24.0	117	120	60-140	2	30	
1,1,2,2-Tetrachloroethane	ug/L	ND	20	20	22.0	21.8	110	109	60-140	1	30	
1,1,2-Trichloroethane	ug/L	ND	20	20	21.0	21.2	105	106	60-140	1	30	
1,1-Dichloroethane	ug/L	ND	20	20	23.1	23.3	116	117	60-140	1	30	
1,1-Dichloroethene	ug/L	ND	20	20	24.3	24.1	121	121	60-140	1	30	
1,1-Dichloropropene	ug/L	ND	20	20	23.7	23.1	118	116	60-140	3	30	
1,2,3-Trichlorobenzene	ug/L	ND	20	20	26.2	24.5	131	123	60-140	6	30	
1,2,3-Trichloropropane	ug/L	ND	20	20	22.0	21.6	110	108	60-140	2	30	
1,2,4-Trichlorobenzene	ug/L	ND	20	20	25.0	23.9	125	120	60-140	4	30	
1,2,4-Trimethylbenzene	ug/L	ND	20	20	22.5	22.9	113	114	60-140	1	30	
1,2-Dibromo-3-chloropropane	ug/L	ND	20	20	22.3	22.4	112	112	60-140	0	30	
1,2-Dibromoethane (EDB)	ug/L	ND	20	20	21.6	22.1	108	110	60-140	2	30	
1,2-Dichlorobenzene	ug/L	ND	20	20	20.9	21.0	105	105	60-140	1	30	
1,2-Dichloroethane	ug/L	ND	20	20	20.2	20.8	101	104	60-140	3	30	
1,2-Dichloropropane	ug/L	ND	20	20	21.4	21.9	107	109	60-140	2	30	
1,3,5-Trimethylbenzene	ug/L	ND	20	20	22.7	23.2	114	116	60-140	2	30	
1,3-Dichlorobenzene	ug/L	ND	20	20	21.1	21.2	105	106	60-140	1	30	
1,3-Dichloropropane	ug/L	ND	20	20	21.7	22.4	109	112	60-140	3	30	
1,4-Dichlorobenzene	ug/L	ND	20	20	21.1	21.4	105	107	60-140	2	30	
2,2-Dichloropropane	ug/L	ND	20	20	25.1	24.9	125	125	60-140	0	30	
2-Chlorotoluene	ug/L	ND	20	20	21.6	22.5	108	112	60-140	4	30	
4-Chlorotoluene	ug/L	ND	20	20	21.1	21.7	106	109	60-140	3	30	
Benzene	ug/L	ND	20	20	21.8	21.7	109	108	60-140	0	30	
Bromobenzene	ug/L	ND	20	20	20.2	21.0	101	105	60-140	4	30	
Bromochloromethane	ug/L	ND	20	20	21.4	21.6	107	108	60-140	1	30	
Bromodichloromethane	ug/L	ND	20	20	22.1	22.4	110	112	60-140	1	30	
Bromoform	ug/L	ND	20	20	21.7	22.0	108	110	60-140	1	30	
Bromomethane	ug/L	ND	20	20	27.1	26.1	135	131	60-140	4	30	
Carbon tetrachloride	ug/L	ND	20	20	23.9	24.5	119	122	60-140	3	30	
Chlorobenzene	ug/L	ND	20	20	21.4	21.9	107	110	60-140	2	30	
Chloroethane	ug/L	ND	20	20	24.5	24.3	122	121	60-140	1	30	
Chloroform	ug/L	9.9	20	20	32.1	31.9	111	110	60-140	1	30	
Chloromethane	ug/L	ND	20	20	24.5	23.7	123	118	60-140	3	30	
cis-1,2-Dichloroethene	ug/L	ND	20	20	23.2	22.9	116	115	60-140	1	30	
cis-1,3-Dichloropropene	ug/L	ND	20	20	21.9	22.1	110	110	60-140	1	30	
Dibromochloromethane	ug/L	ND	20	20	22.2	22.8	111	114	60-140	3	30	
Dibromomethane	ug/L	ND	20	20	20.3	20.5	102	102	60-140	1	30	
Dichlorodifluoromethane	ug/L	ND	20	20	24.6	24.5	123	123	60-140	0	30	
Diisopropyl ether	ug/L	ND	20	20	21.8	22.0	109	110	60-140	1	30	
Ethylbenzene	ug/L	ND	20	20	22.1	22.7	111	114	60-140	3	30	
Hexachloro-1,3-butadiene	ug/L	ND	20	20	26.3	25.5	132	127	60-140	3	30	
Isopropylbenzene (Cumene)	ug/L	ND	20	20	23.7	24.0	118	120	60-140	1	30	
m&p-Xylene	ug/L	ND	40	40	45.1	45.5	113	114	60-140	1	30	

Results presented on this page are in the units indicated by the "Units" column except where an alternate unit is presented to the right of the result.

REPORT OF LABORATORY ANALYSIS

This report shall not be reproduced, except in full,
without the written consent of Pace Analytical Services, LLC.

Pace Analytical Services, LLC
9800 Kincey Ave. Suite 100
Huntersville, NC 28078
(704)875-9092

QUALITY CONTROL DATA

Project: 2020-L1-2448 Incident
Pace Project No.: 92544310

MATRIX SPIKE & MATRIX SPIKE DUPLICATE: 3298336 3298337

Parameter	Units	92544313001 Result	MS Spike Conc.	MSD Spike Conc.	MS Result	MSD Result	MS % Rec	MSD % Rec	% Rec Limits	RPD	Max RPD	Qual
Methyl-tert-butyl ether	ug/L	ND	20	20	21.0	21.4	105	107	60-140	2	30	
Methylene Chloride	ug/L	ND	20	20	23.3	23.2	117	116	60-140	1	30	
n-Butylbenzene	ug/L	ND	20	20	24.9	24.6	125	123	60-140	1	30	
n-Propylbenzene	ug/L	ND	20	20	22.3	22.7	111	113	60-140	2	30	
Naphthalene	ug/L	ND	20	20	25.2	23.4	126	117	60-140	7	30	
o-Xylene	ug/L	ND	20	20	21.8	22.2	109	111	60-140	2	30	
sec-Butylbenzene	ug/L	ND	20	20	23.3	23.4	117	117	60-140	0	30	
Styrene	ug/L	ND	20	20	21.6	22.1	108	110	60-140	2	30	
tert-Butylbenzene	ug/L	ND	20	20	19.3	20.1	97	100	60-140	4	30	
Tetrachloroethene	ug/L	ND	20	20	22.2	22.6	111	113	60-140	2	30	
Toluene	ug/L	ND	20	20	21.4	21.5	107	107	60-140	1	30	
trans-1,2-Dichloroethene	ug/L	ND	20	20	23.7	24.2	118	121	60-140	2	30	
trans-1,3-Dichloropropene	ug/L	ND	20	20	22.0	21.7	110	108	60-140	2	30	
Trichloroethene	ug/L	ND	20	20	21.4	21.8	107	109	60-140	2	30	
Trichlorofluoromethane	ug/L	ND	20	20	24.1	24.2	120	121	60-140	1	30	
Vinyl chloride	ug/L	ND	20	20	23.3	23.1	116	115	60-140	1	30	
1,2-Dichloroethane-d4 (S)	%						108	104	70-130			
4-Bromofluorobenzene (S)	%						105	103	70-130			
Toluene-d8 (S)	%						101	102	70-130			

Results presented on this page are in the units indicated by the "Units" column except where an alternate unit is presented to the right of the result.

REPORT OF LABORATORY ANALYSIS

This report shall not be reproduced, except in full,
without the written consent of Pace Analytical Services, LLC.

Pace Analytical Services, LLC
9800 Kincey Ave. Suite 100
Huntersville, NC 28078
(704)875-9092

QUALIFIERS

Project: 2020-L1-2448 Incident
Pace Project No.: 92544310

DEFINITIONS

DF - Dilution Factor, if reported, represents the factor applied to the reported data due to dilution of the sample aliquot.

ND - Not Detected at or above adjusted reporting limit.

TNTC - Too Numerous To Count

J - Estimated concentration above the adjusted method detection limit and below the adjusted reporting limit.

MDL - Adjusted Method Detection Limit.

PQL - Practical Quantitation Limit.

RL - Reporting Limit - The lowest concentration value that meets project requirements for quantitative data with known precision and bias for a specific analyte in a specific matrix.

S - Surrogate

1,2-Diphenylhydrazine decomposes to and cannot be separated from Azobenzene using Method 8270. The result for each analyte is a combined concentration.

Consistent with EPA guidelines, unrounded data are displayed and have been used to calculate % recovery and RPD values.

LCS(D) - Laboratory Control Sample (Duplicate)

MS(D) - Matrix Spike (Duplicate)

DUP - Sample Duplicate

RPD - Relative Percent Difference

NC - Not Calculable.

SG - Silica Gel - Clean-Up

U - Indicates the compound was analyzed for, but not detected.

Acid preservation may not be appropriate for 2 Chloroethylvinyl ether.

A separate vial preserved to a pH of 4-5 is recommended in SW846 Chapter 4 for the analysis of Acrolein and Acrylonitrile by EPA Method 8260.

N-Nitrosodiphenylamine decomposes and cannot be separated from Diphenylamine using Method 8270. The result reported for each analyte is a combined concentration.

Pace Analytical is TNI accredited. Contact your Pace PM for the current list of accredited analytes.

TNI - The NELAC Institute.

ANALYTE QUALIFIERS

N2	The lab does not hold NELAC/TNI accreditation for this parameter but other accreditations/certifications may apply. A complete list of accreditations/certifications is available upon request.

This report shall not be reproduced, except in full,
without the written consent of Pace Analytical Services, LLC.

Pace Analytical Services, LLC
9800 Kincey Ave. Suite 100
Huntersville, NC 28078
(704)875-9092

QUALITY CONTROL DATA CROSS REFERENCE TABLE

Project: 2020-L1-2448 Incident
Pace Project No.: 92544310

Lab ID	Sample ID	QC Batch Method	QC Batch	Analytical Method	Analytical Batch
92544310001	**13800_HC_RD_20210615**	MADEP VPH	627591		
92544310001	**13800_HC_RD_20210615**	EPA 3010A	627822	EPA 6010D	628356
92544310001	**13800_HC_RD_20210615**	SM 6200B	627249		

This report shall not be reproduced, except in full,
without the written consent of Pace Analytical Services, LLC.

CHAIN-OF-CUSTODY Analytical Request Document

Pace Analytical

Chain-of-Custody is a LEGAL DOCUMENT - Complete all relevent fields

LAB USE ONLY- Affix Work

92544310

ALL SHADE

WO# : 92544310

92544310

Company: Apex Companies	Billing Information:
Address:	
Report To: Andrew Street	Email To: Andrew.Street@apexcos.com
Copy To:	Site Collection Info/Address: 13300 Huntersville Concord Rd
Customer Project Name/Number: 2020-U-2448 Incident	State: NC County/City: Huntersville Time Zone Collected: [ ]PT [ ]MT [ ]CT [ ]ET
Phone: Email:	Site/Facility ID #: Compliance Monitoring? [ ] Yes [ ] No
Collected By (print): Naomi Fretz	Purchase Order #: Quote #: DW PWS ID #: DW Location Code:
Collected By (signature): Naomi Fretz	Turnaround Date Required: ASAP Immediately Packed on Ice: [ ] Yes [ ] No
Sample Disposal: [ ] Dispose as appropriate [ ] Return [ ] Archive: [ ] Hold:	Rush: [ ] Same Day [ ] Next Day [ ] 2 Day [ ] 3 Day [ ] 4 Day [ ] 5 Day (Expedite Charges Apply) Field Filtered (if applicable): [ ] Yes [ ] No Analysis:

* Matrix Codes (Insert in Matrix box below): Drinking Water (DW), Ground Water (GW), Wastewater (WW), Product (P), Soil/Solid (SL), Oil (OL), Wipe (WP), Air (AR), Tissue (TS), Bioassay (B), Vapor (V), Other (OT)

** Preservative Types: (1) nitric acid, (2) sulfuric acid, (3) hydrochloric acid, (4) sodium hydroxide, (5) zinc acetate, (6) methanol, (7) sodium bisulfate, (8) sodium thiosulfate, (9) hexane, (A) ascorbic acid, (B) ammonium sulfate, (C) ammonium hydroxide, (D) TSP, (U) Unpreserved, (O) Other _____

Customer Sample ID	Matrix *	Comp / Grab	Collected (or Composite Start) Date	Collected (or Composite Start) Time	Composite End Date	Composite End Time	Res Cl	# of Ctns	Container Preservative Type: VOCs 6200B	MADEP VPH	Lead	Lab Project Manager:
13800_HC_BD_20210615	DW	G	6-15-21	0740				8	X	X	X	92544310 001

Analyses

Lab Profile/Line:

Lab Sample Receipt Checklist:

Custody Seals Present/Intact	Y	N	NA
Custody Signatures Present	Y	N	NA
Collector Signature Present	Y	N	NA
Bottles Intact	Y	N	NA
Correct Bottles	Y	N	NA
Sufficient Volume	Y	N	NA
Samples Received on Ice	Y	N	NA
VOA - Headspace Acceptable	Y	N	NA
USDA Regulated Soils	Y	N	NA
Samples in Holding Time	Y	N	NA
Residual Chlorine Present	Y	N	NA
Cl Strips:			
Sample pH Acceptable	Y	N	NA
pH Strips: 223194AU			
Sulfide Present	Y	N	NA
Lead Acetate Strips:			

LAB USE ONLY:
Lab Sample # / Comments:

92544310
001

Customer Remarks / Special Conditions / Possible Hazards:

Type of Ice Used: Wet Blue Dry None

Packing Material Used: RB

Radchem sample(s) screened (<500 cpm): Y N NA

SHORT HOLDS PRESENT (<72 hours): Y N N/A

Lab Tracking #: 2560424

Samples received via: FEDEX UPS Client Courier Pace Courier

Lab Sample Temperature Info:
Temp Blank Received: Y N NA
Therm ID#: 922064
Cooler 1 Temp Upon Receipt: 3.1 oC
Cooler 1 Therm Corr. Factor: -0.1 oC
Cooler 1 Corrected Temp: 3.0 oC
Comments:

Relinquished by/Company: (Signature)	Date/Time:	Received by/Company: (Signature)	Date/Time:
Naomi Fretz / Apex	6-15-21 1250	JD Pace TH	6/15/21 1250
Relinquished by/Company: (Signature)	Date/Time:	Received by/Company: (Signature)	Date/Time:
Relinquished by/Company: (Signature)	Date/Time:	Received by/Company: (Signature)	Date/Time:

MTJL LAB USE ONLY
Table #:
Acctnum:
Template:
Prelogin:
PM:
PB:

Trip Blank Received: Y N NA
HCL MeOH TSP Other

Non Conformance(s): YES / NO

Page: _____ of: _____

Pace Analytical Services, LLC
9800 Kincey Ave. Suite 100
Huntersville, NC 28078
(704)875-9092

June 23, 2021

Andrew Street
Apex Companies - NC
5900 Northwoods Business Pkwy
Suite 5900-0
Charlotte, NC 28269

RE: Project: 2020-L1-2448 Incident
Pace Project No.: 92544312

Dear Andrew Street:

Enclosed are the analytical results for sample(s) received by the laboratory on June 15, 2021. The results relate only to the samples included in this report. Results reported herein conform to the applicable TNI/NELAC Standards and the laboratory's Quality Manual, where applicable, unless otherwise noted in the body of the report.

The test results provided in this final report were generated by each of the following laboratories within the Pace Network:

- Pace Analytical Services - Asheville
- Pace Analytical Services - Charlotte

If you have any questions concerning this report, please feel free to contact me.

Sincerely,

Angela M. Baioni

Angela Baioni
angela.baioni@pacelabs.com
(704)875-9092
Project Manager

Enclosures

cc: J Culbreath, Colonial Pipeline Company
Naomi Fretz, APEX Companies, LLC
Robert Hughes, Colonial Pipeline
Cameron Lee, Montrose-EPS
Jamie Moran, APEX Companies, LLC
Jeff Morrison, Colonial Pipeline Company
Tom Naumann, APEX Companies - NC
Joe Nicolette, Montrose-EPS
Christopher Schultz, Apex Companies
Matt Teixeira, Apex Companies, LLC
Michael Verdon, Colonial Pipeline Company
JM Wyatt, Colonial Pipeline Company

REPORT OF LABORATORY ANALYSIS

This report shall not be reproduced, except in full,
without the written consent of Pace Analytical Services, LLC.

Pace Analytical Services, LLC
9800 Kincey Ave. Suite 100
Huntersville, NC 28078
(704)875-9092

CERTIFICATIONS

Project: 2020-L1-2448 Incident
Pace Project No.: 92544312

Pace Analytical Services Charlotte

9800 Kincey Ave. Ste 100, Huntersville, NC 28078
Louisiana/NELAP Certification # LA170028
North Carolina Drinking Water Certification #: 37706
North Carolina Field Services Certification #: 5342
North Carolina Wastewater Certification #: 12
South Carolina Certification #: 99006001
Florida/NELAP Certification #: E87627
Kentucky UST Certification #: 84
Virginia/VELAP Certification #: 460221

Pace Analytical Services Asheville

2225 Riverside Drive, Asheville, NC 28804
Florida/NELAP Certification #: E87648
North Carolina Drinking Water Certification #: 37712
North Carolina Wastewater Certification #: 40
South Carolina Certification #: 99030001
Virginia/VELAP Certification #: 460222

This report shall not be reproduced, except in full,
without the written consent of Pace Analytical Services, LLC.

Pace Analytical Services, LLC
9800 Kincey Ave. Suite 100
Huntersville, NC 28078
(704)875-9092

SAMPLE SUMMARY

Project: 2020-L1-2448 Incident
Pace Project No.: 92544312

Lab ID	Sample ID	Matrix	Date Collected	Date Received
92544312001	**14401_HC_RD_20210615**	Water	06/15/21 08:50	06/15/21 12:50

REPORT OF LABORATORY ANALYSIS

This report shall not be reproduced, except in full,
without the written consent of Pace Analytical Services, LLC.

Pace Analytical Services, LLC
9800 Kincey Ave. Suite 100
Huntersville, NC 28078
(704)875-9092

SAMPLE ANALYTE COUNT

Project: 2020-L1-2448 Incident
Pace Project No.: 92544312

Lab ID	Sample ID	Method	Analysts	Analytes Reported	Laboratory
92544312001	**14401_HC_RD_20210615**	MADEP VPH	MAD	7	PASI-C
		EPA 6010D	SH1	1	PASI-A
		SM 6200B	SAS	63	PASI-C

PASI-A = Pace Analytical Services - Asheville
PASI-C = Pace Analytical Services - Charlotte

This report shall not be reproduced, except in full,
without the written consent of Pace Analytical Services, LLC.

Pace Analytical Services, LLC
9800 Kincey Ave. Suite 100
Huntersville, NC 28078
(704)875-9092

ANALYTICAL RESULTS

Project: 2020-L1-2448 Incident
Pace Project No.: 92544312

Sample: 14401_HC_RD_20210615 **Lab ID: 92544312001** Collected: 06/15/21 08:50 Received: 06/15/21 12:50 Matrix: Water

Parameters	Results	Units	Report Limit	MDL	DF	Prepared	Analyzed	CAS No.	Qual
VPH NC Water	Analytical Method: MADEP VPH Pace Analytical Services - Charlotte								
Total VPH (C5-C12)	ND	ug/L	50.0	50.0	1		06/16/21 22:42		N2
Aliphatic (C05-C08)	ND	ug/L	50.0	50.0	1		06/16/21 22:42		N2
Aliphatic (C09-C12)	ND	ug/L	50.0	50.0	1		06/16/21 22:42		N2
Aliphatic(C09-C12) Adjusted	ND	ug/L	50.0	50.0	1		06/16/21 22:42		N2
Aromatic (C09-C10)	ND	ug/L	50.0	50.0	1		06/16/21 22:42		N2
Surrogates									
4-Bromofluorobenzene (FID) (S)	105	%	70-130		1		06/16/21 22:42	460-00-4	
4-Bromofluorobenzene (PID) (S)	104	%	70-130		1		06/16/21 22:42	460-00-4	
6010 MET ICP	Analytical Method: EPA 6010D Preparation Method: EPA 3010A Pace Analytical Services - Asheville								
Lead	ND	ug/L	5.0	4.5	1	06/20/21 18:11	06/21/21 20:27	7439-92-1	
6200B MSV	Analytical Method: SM 6200B Pace Analytical Services - Charlotte								
Benzene	ND	ug/L	0.50	0.34	1		06/16/21 05:09	71-43-2	
Bromobenzene	ND	ug/L	0.50	0.29	1		06/16/21 05:09	108-86-1	
Bromochloromethane	ND	ug/L	0.50	0.47	1		06/16/21 05:09	74-97-5	
Bromodichloromethane	ND	ug/L	0.50	0.31	1		06/16/21 05:09	75-27-4	
Bromoform	ND	ug/L	0.50	0.34	1		06/16/21 05:09	75-25-2	
Bromomethane	ND	ug/L	5.0	1.7	1		06/16/21 05:09	74-83-9	
n-Butylbenzene	ND	ug/L	0.50	0.49	1		06/16/21 05:09	104-51-8	
sec-Butylbenzene	ND	ug/L	0.50	0.40	1		06/16/21 05:09	135-98-8	
tert-Butylbenzene	ND	ug/L	0.50	0.32	1		06/16/21 05:09	98-06-6	
Carbon tetrachloride	ND	ug/L	0.50	0.33	1		06/16/21 05:09	56-23-5	
Chlorobenzene	ND	ug/L	0.50	0.28	1		06/16/21 05:09	108-90-7	
Chloroethane	ND	ug/L	1.0	0.65	1		06/16/21 05:09	75-00-3	
Chloroform	ND	ug/L	0.50	0.35	1		06/16/21 05:09	67-66-3	
Chloromethane	ND	ug/L	1.0	0.54	1		06/16/21 05:09	74-87-3	
2-Chlorotoluene	ND	ug/L	0.50	0.32	1		06/16/21 05:09	95-49-8	
4-Chlorotoluene	ND	ug/L	0.50	0.32	1		06/16/21 05:09	106-43-4	
1,2-Dibromo-3-chloropropane	ND	ug/L	1.0	0.34	1		06/16/21 05:09	96-12-8	
Dibromochloromethane	ND	ug/L	0.50	0.36	1		06/16/21 05:09	124-48-1	
1,2-Dibromoethane (EDB)	ND	ug/L	0.50	0.27	1		06/16/21 05:09	106-93-4	
Dibromomethane	ND	ug/L	0.50	0.39	1		06/16/21 05:09	74-95-3	
1,2-Dichlorobenzene	ND	ug/L	0.50	0.34	1		06/16/21 05:09	95-50-1	
1,3-Dichlorobenzene	ND	ug/L	0.50	0.34	1		06/16/21 05:09	541-73-1	
1,4-Dichlorobenzene	ND	ug/L	0.50	0.33	1		06/16/21 05:09	106-46-7	
Dichlorodifluoromethane	ND	ug/L	0.50	0.35	1		06/16/21 05:09	75-71-8	
1,1-Dichloroethane	ND	ug/L	0.50	0.37	1		06/16/21 05:09	75-34-3	
1,2-Dichloroethane	ND	ug/L	0.50	0.32	1		06/16/21 05:09	107-06-2	
1,1-Dichloroethene	ND	ug/L	0.50	0.35	1		06/16/21 05:09	75-35-4	
cis-1,2-Dichloroethene	ND	ug/L	0.50	0.38	1		06/16/21 05:09	156-59-2	
trans-1,2-Dichloroethene	ND	ug/L	0.50	0.40	1		06/16/21 05:09	156-60-5	
1,2-Dichloropropane	ND	ug/L	0.50	0.36	1		06/16/21 05:09	78-87-5	

REPORT OF LABORATORY ANALYSIS

This report shall not be reproduced, except in full,
without the written consent of Pace Analytical Services, LLC.

Pace Analytical Services, LLC
9800 Kincey Ave. Suite 100
Huntersville, NC 28078
(704)875-9092

ANALYTICAL RESULTS

Project: 2020-L1-2448 Incident
Pace Project No.: 92544312

Sample: 14401_HC_RD_20210615 **Lab ID: 92544312001** Collected: 06/15/21 08:50 Received: 06/15/21 12:50 Matrix: Water

Parameters	Results	Units	Report Limit	MDL	DF	Prepared	Analyzed	CAS No.	Qual
6200B MSV	Analytical Method: SM 6200B Pace Analytical Services - Charlotte								
1,3-Dichloropropane	ND	ug/L	0.50	0.28	1		06/16/21 05:09	142-28-9	
2,2-Dichloropropane	ND	ug/L	0.50	0.39	1		06/16/21 05:09	594-20-7	
1,1-Dichloropropene	ND	ug/L	0.50	0.43	1		06/16/21 05:09	563-58-6	
cis-1,3-Dichloropropene	ND	ug/L	0.50	0.36	1		06/16/21 05:09	10061-01-5	
trans-1,3-Dichloropropene	ND	ug/L	0.50	0.36	1		06/16/21 05:09	10061-02-6	
Diisopropyl ether	ND	ug/L	0.50	0.31	1		06/16/21 05:09	108-20-3	
Ethylbenzene	ND	ug/L	0.50	0.30	1		06/16/21 05:09	100-41-4	
Hexachloro-1,3-butadiene	ND	ug/L	2.0	1.5	1		06/16/21 05:09	87-68-3	
Isopropylbenzene (Cumene)	ND	ug/L	0.50	0.33	1		06/16/21 05:09	98-82-8	
Methylene Chloride	ND	ug/L	2.0	2.0	1		06/16/21 05:09	75-09-2	
Methyl-tert-butyl ether	ND	ug/L	0.50	0.42	1		06/16/21 05:09	1634-04-4	
Naphthalene	ND	ug/L	2.0	0.64	1		06/16/21 05:09	91-20-3	
n-Propylbenzene	ND	ug/L	0.50	0.34	1		06/16/21 05:09	103-65-1	
Styrene	ND	ug/L	0.50	0.29	1		06/16/21 05:09	100-42-5	
1,1,1,2-Tetrachloroethane	ND	ug/L	0.50	0.31	1		06/16/21 05:09	630-20-6	
1,1,2,2-Tetrachloroethane	ND	ug/L	0.50	0.22	1		06/16/21 05:09	79-34-5	
Tetrachloroethene	ND	ug/L	0.50	0.29	1		06/16/21 05:09	127-18-4	
Toluene	ND	ug/L	0.50	0.48	1		06/16/21 05:09	108-88-3	
1,2,3-Trichlorobenzene	ND	ug/L	2.0	0.81	1		06/16/21 05:09	87-61-6	
1,2,4-Trichlorobenzene	ND	ug/L	2.0	0.64	1		06/16/21 05:09	120-82-1	
1,1,1-Trichloroethane	ND	ug/L	0.50	0.33	1		06/16/21 05:09	71-55-6	
1,1,2-Trichloroethane	ND	ug/L	0.50	0.32	1		06/16/21 05:09	79-00-5	
Trichloroethene	ND	ug/L	0.50	0.38	1		06/16/21 05:09	79-01-6	
Trichlorofluoromethane	ND	ug/L	1.0	0.30	1		06/16/21 05:09	75-69-4	
1,2,3-Trichloropropane	ND	ug/L	0.50	0.26	1		06/16/21 05:09	96-18-4	
1,2,4-Trimethylbenzene	ND	ug/L	0.50	0.50	1		06/16/21 05:09	95-63-6	
1,3,5-Trimethylbenzene	ND	ug/L	0.50	0.33	1		06/16/21 05:09	108-67-8	
Vinyl chloride	ND	ug/L	1.0	0.39	1		06/16/21 05:09	75-01-4	
m&p-Xylene	ND	ug/L	1.0	0.71	1		06/16/21 05:09	179601-23-1	
o-Xylene	ND	ug/L	0.50	0.34	1		06/16/21 05:09	95-47-6	
Surrogates									
1,2-Dichloroethane-d4 (S)	104	%	70-130		1		06/16/21 05:09	17060-07-0	
4-Bromofluorobenzene (S)	102	%	70-130		1		06/16/21 05:09	460-00-4	
Toluene-d8 (S)	103	%	70-130		1		06/16/21 05:09	2037-26-5	

REPORT OF LABORATORY ANALYSIS

This report shall not be reproduced, except in full,
without the written consent of Pace Analytical Services, LLC.

Pace Analytical Services, LLC
9800 Kincey Ave. Suite 100
Huntersville, NC 28078
(704)875-9092

QUALITY CONTROL DATA

Project: 2020-L1-2448 Incident
Pace Project No.: 92544312

QC Batch: 627591
QC Batch Method: MADEP VPH
Analysis Method: MADEP VPH
Analysis Description: VPH NC Water
Laboratory: Pace Analytical Services - Charlotte
Associated Lab Samples: 92544312001

METHOD BLANK: 3299377 Matrix: Water
Associated Lab Samples: 92544312001

Parameter	Units	Blank Result	Reporting Limit	MDL	Analyzed	Qualifiers
Aliphatic (C05-C08)	ug/L	ND	50.0	50.0	06/17/21 02:30	N2
Aliphatic (C09-C12)	ug/L	ND	50.0	50.0	06/17/21 02:30	N2
Aromatic (C09-C10)	ug/L	ND	50.0	50.0	06/17/21 02:30	N2
4-Bromofluorobenzene (FID) (S)	%	113	70-130		06/17/21 02:30	
4-Bromofluorobenzene (PID) (S)	%	112	70-130		06/17/21 02:30	

LABORATORY CONTROL SAMPLE & LCSD: 3299378 3299379

Parameter	Units	Spike Conc.	LCS Result	LCSD Result	LCS % Rec	LCSD % Rec	% Rec Limits	RPD	Max RPD	Qualifiers
Aliphatic (C05-C08)	ug/L	300	299	294	100	98	70-130	2	25	N2
Aliphatic (C09-C12)	ug/L	300	362	374	121	125	70-130	3	25	N2
Aromatic (C09-C10)	ug/L	100	106	113	106	113	70-130	7	25	N2
4-Bromofluorobenzene (FID) (S)	%				107	113	70-130			
4-Bromofluorobenzene (PID) (S)	%				103	107	70-130			

Results presented on this page are in the units indicated by the "Units" column except where an alternate unit is presented to the right of the result.

REPORT OF LABORATORY ANALYSIS

This report shall not be reproduced, except in full,
without the written consent of Pace Analytical Services, LLC.

Pace Analytical Services, LLC
9800 Kincey Ave. Suite 100
Huntersville, NC 28078
(704)875-9092

QUALITY CONTROL DATA

Project: 2020-L1-2448 Incident
Pace Project No.: 92544312

QC Batch: 627822
QC Batch Method: EPA 3010A
Analysis Method: EPA 6010D
Analysis Description: 6010 MET
Laboratory: Pace Analytical Services - Asheville
Associated Lab Samples: 92544312001

METHOD BLANK: 3300397 Matrix: Water
Associated Lab Samples: 92544312001

Parameter	Units	Blank Result	Reporting Limit	MDL	Analyzed	Qualifiers
Lead	ug/L	ND	5.0	4.5	06/21/21 19:38	

LABORATORY CONTROL SAMPLE: 3300398

Parameter	Units	Spike Conc.	LCS Result	LCS % Rec	% Rec Limits	Qualifiers
Lead	ug/L	500	466	93	80-120	

MATRIX SPIKE & MATRIX SPIKE DUPLICATE: 3300399 3300400

Parameter	Units	92544294001 Result	MS Spike Conc.	MSD Spike Conc.	MS Result	MSD Result	MS % Rec	MSD % Rec	% Rec Limits	RPD	Max RPD	Qual
Lead	ug/L	ND	500	500	460	474	91	94	75-125	3	20	

Results presented on this page are in the units indicated by the "Units" column except where an alternate unit is presented to the right of the result.

REPORT OF LABORATORY ANALYSIS

This report shall not be reproduced, except in full,
without the written consent of Pace Analytical Services, LLC.

Pace Analytical Services, LLC
9800 Kincey Ave. Suite 100
Huntersville, NC 28078
(704)875-9092

QUALITY CONTROL DATA

Project: 2020-L1-2448 Incident
Pace Project No.: 92544312

QC Batch: 627249
QC Batch Method: SM 6200B
Analysis Method: SM 6200B
Analysis Description: 6200B MSV
Laboratory: Pace Analytical Services - Charlotte

Associated Lab Samples: 92544312001

METHOD BLANK: 3297569 Matrix: Water
Associated Lab Samples: 92544312001

Parameter	Units	Blank Result	Reporting Limit	MDL	Analyzed	Qualifiers
1,1,1,2-Tetrachloroethane	ug/L	ND	0.50	0.31	06/15/21 22:32	
1,1,1-Trichloroethane	ug/L	ND	0.50	0.33	06/15/21 22:32	
1,1,2,2-Tetrachloroethane	ug/L	ND	0.50	0.22	06/15/21 22:32	
1,1,2-Trichloroethane	ug/L	ND	0.50	0.32	06/15/21 22:32	
1,1-Dichloroethane	ug/L	ND	0.50	0.37	06/15/21 22:32	
1,1-Dichloroethene	ug/L	ND	0.50	0.35	06/15/21 22:32	
1,1-Dichloropropene	ug/L	ND	0.50	0.43	06/15/21 22:32	
1,2,3-Trichlorobenzene	ug/L	ND	2.0	0.81	06/15/21 22:32	
1,2,3-Trichloropropane	ug/L	ND	0.50	0.26	06/15/21 22:32	
1,2,4-Trichlorobenzene	ug/L	ND	2.0	0.64	06/15/21 22:32	
1,2,4-Trimethylbenzene	ug/L	ND	0.50	0.50	06/15/21 22:32	
1,2-Dibromo-3-chloropropane	ug/L	ND	1.0	0.34	06/15/21 22:32	
1,2-Dibromoethane (EDB)	ug/L	ND	0.50	0.27	06/15/21 22:32	
1,2-Dichlorobenzene	ug/L	ND	0.50	0.34	06/15/21 22:32	
1,2-Dichloroethane	ug/L	ND	0.50	0.32	06/15/21 22:32	
1,2-Dichloropropane	ug/L	ND	0.50	0.36	06/15/21 22:32	
1,3,5-Trimethylbenzene	ug/L	ND	0.50	0.33	06/15/21 22:32	
1,3-Dichlorobenzene	ug/L	ND	0.50	0.34	06/15/21 22:32	
1,3-Dichloropropane	ug/L	ND	0.50	0.28	06/15/21 22:32	
1,4-Dichlorobenzene	ug/L	ND	0.50	0.33	06/15/21 22:32	
2,2-Dichloropropane	ug/L	ND	0.50	0.39	06/15/21 22:32	
2-Chlorotoluene	ug/L	ND	0.50	0.32	06/15/21 22:32	
4-Chlorotoluene	ug/L	ND	0.50	0.32	06/15/21 22:32	
Benzene	ug/L	ND	0.50	0.34	06/15/21 22:32	
Bromobenzene	ug/L	ND	0.50	0.29	06/15/21 22:32	
Bromochloromethane	ug/L	ND	0.50	0.47	06/15/21 22:32	
Bromodichloromethane	ug/L	ND	0.50	0.31	06/15/21 22:32	
Bromoform	ug/L	ND	0.50	0.34	06/15/21 22:32	
Bromomethane	ug/L	ND	5.0	1.7	06/15/21 22:32	
Carbon tetrachloride	ug/L	ND	0.50	0.33	06/15/21 22:32	
Chlorobenzene	ug/L	ND	0.50	0.28	06/15/21 22:32	
Chloroethane	ug/L	ND	1.0	0.65	06/15/21 22:32	
Chloroform	ug/L	ND	0.50	0.35	06/15/21 22:32	
Chloromethane	ug/L	ND	1.0	0.54	06/15/21 22:32	
cis-1,2-Dichloroethene	ug/L	ND	0.50	0.38	06/15/21 22:32	
cis-1,3-Dichloropropene	ug/L	ND	0.50	0.36	06/15/21 22:32	
Dibromochloromethane	ug/L	ND	0.50	0.36	06/15/21 22:32	
Dibromomethane	ug/L	ND	0.50	0.39	06/15/21 22:32	
Dichlorodifluoromethane	ug/L	ND	0.50	0.35	06/15/21 22:32	
Diisopropyl ether	ug/L	ND	0.50	0.31	06/15/21 22:32	

Results presented on this page are in the units indicated by the "Units" column except where an alternate unit is presented to the right of the result.

REPORT OF LABORATORY ANALYSIS

This report shall not be reproduced, except in full,
without the written consent of Pace Analytical Services, LLC.

Pace Analytical Services, LLC
9800 Kincey Ave. Suite 100
Huntersville, NC 28078
(704)875-9092

QUALITY CONTROL DATA

Project: 2020-L1-2448 Incident
Pace Project No.: 92544312

METHOD BLANK: 3297569 Matrix: Water
Associated Lab Samples: 92544312001

Parameter	Units	Blank Result	Reporting Limit	MDL	Analyzed	Qualifiers
Ethylbenzene	ug/L	ND	0.50	0.30	06/15/21 22:32	
Hexachloro-1,3-butadiene	ug/L	ND	2.0	1.5	06/15/21 22:32	
Isopropylbenzene (Cumene)	ug/L	ND	0.50	0.33	06/15/21 22:32	
m&p-Xylene	ug/L	ND	1.0	0.71	06/15/21 22:32	
Methyl-tert-butyl ether	ug/L	ND	0.50	0.42	06/15/21 22:32	
Methylene Chloride	ug/L	ND	2.0	2.0	06/15/21 22:32	
n-Butylbenzene	ug/L	ND	0.50	0.49	06/15/21 22:32	
n-Propylbenzene	ug/L	ND	0.50	0.34	06/15/21 22:32	
Naphthalene	ug/L	ND	2.0	0.64	06/15/21 22:32	
o-Xylene	ug/L	ND	0.50	0.34	06/15/21 22:32	
sec-Butylbenzene	ug/L	ND	0.50	0.40	06/15/21 22:32	
Styrene	ug/L	ND	0.50	0.29	06/15/21 22:32	
tert-Butylbenzene	ug/L	ND	0.50	0.32	06/15/21 22:32	
Tetrachloroethene	ug/L	ND	0.50	0.29	06/15/21 22:32	
Toluene	ug/L	ND	0.50	0.48	06/15/21 22:32	
trans-1,2-Dichloroethene	ug/L	ND	0.50	0.40	06/15/21 22:32	
trans-1,3-Dichloropropene	ug/L	ND	0.50	0.36	06/15/21 22:32	
Trichloroethene	ug/L	ND	0.50	0.38	06/15/21 22:32	
Trichlorofluoromethane	ug/L	ND	1.0	0.30	06/15/21 22:32	
Vinyl chloride	ug/L	ND	1.0	0.39	06/15/21 22:32	
1,2-Dichloroethane-d4 (S)	%	105	70-130		06/15/21 22:32	
4-Bromofluorobenzene (S)	%	103	70-130		06/15/21 22:32	
Toluene-d8 (S)	%	105	70-130		06/15/21 22:32	

LABORATORY CONTROL SAMPLE: 3297570

Parameter	Units	Spike Conc.	LCS Result	LCS % Rec	% Rec Limits	Qualifiers
1,1,1,2-Tetrachloroethane	ug/L	50	50.2	100	60-140	
1,1,1-Trichloroethane	ug/L	50	52.8	106	60-140	
1,1,2,2-Tetrachloroethane	ug/L	50	51.6	103	60-140	
1,1,2-Trichloroethane	ug/L	50	50.2	100	60-140	
1,1-Dichloroethane	ug/L	50	52.9	106	60-140	
1,1-Dichloroethene	ug/L	50	53.6	107	60-140	
1,1-Dichloropropene	ug/L	50	51.7	103	60-140	
1,2,3-Trichlorobenzene	ug/L	50	37.9	76	60-140	
1,2,3-Trichloropropane	ug/L	50	49.6	99	60-140	
1,2,4-Trichlorobenzene	ug/L	50	37.8	76	60-140	
1,2,4-Trimethylbenzene	ug/L	50	46.0	92	60-140	
1,2-Dibromo-3-chloropropane	ug/L	50	52.9	106	60-140	
1,2-Dibromoethane (EDB)	ug/L	50	51.0	102	60-140	
1,2-Dichlorobenzene	ug/L	50	46.4	93	60-140	
1,2-Dichloroethane	ug/L	50	47.4	95	60-140	
1,2-Dichloropropane	ug/L	50	50.4	101	60-140	
1,3,5-Trimethylbenzene	ug/L	50	46.7	93	60-140	

Results presented on this page are in the units indicated by the "Units" column except where an alternate unit is presented to the right of the result.

REPORT OF LABORATORY ANALYSIS

This report shall not be reproduced, except in full,
without the written consent of Pace Analytical Services, LLC.

Pace Analytical Services, LLC
9800 Kincey Ave. Suite 100
Huntersville, NC 28078
(704)875-9092

QUALITY CONTROL DATA

Project: 2020-L1-2448 Incident
Pace Project No.: 92544312

LABORATORY CONTROL SAMPLE: 3297570

Parameter	Units	Spike Conc.	LCS Result	LCS % Rec	% Rec Limits	Qualifiers
1,3-Dichlorobenzene	ug/L	50	46.2	92	60-140	
1,3-Dichloropropane	ug/L	50	51.9	104	60-140	
1,4-Dichlorobenzene	ug/L	50	46.7	93	60-140	
2,2-Dichloropropane	ug/L	50	54.0	108	60-140	
2-Chlorotoluene	ug/L	50	49.1	98	60-140	
4-Chlorotoluene	ug/L	50	47.4	95	60-140	
Benzene	ug/L	50	49.6	99	60-140	
Bromobenzene	ug/L	50	48.8	98	60-140	
Bromochloromethane	ug/L	50	49.8	100	60-140	
Bromodichloromethane	ug/L	50	51.8	104	60-140	
Bromoform	ug/L	50	50.4	101	60-140	
Bromomethane	ug/L	50	55.0	110	60-140	
Carbon tetrachloride	ug/L	50	52.0	104	60-140	
Chlorobenzene	ug/L	50	49.6	99	60-140	
Chloroethane	ug/L	50	50.6	101	60-140	
Chloroform	ug/L	50	51.2	102	60-140	
Chloromethane	ug/L	50	51.5	103	60-140	
cis-1,2-Dichloroethene	ug/L	50	52.0	104	60-140	
cis-1,3-Dichloropropene	ug/L	50	51.9	104	60-140	
Dibromochloromethane	ug/L	50	52.6	105	60-140	
Dibromomethane	ug/L	50	47.9	96	60-140	
Dichlorodifluoromethane	ug/L	50	55.7	111	60-140	
Diisopropyl ether	ug/L	50	50.6	101	60-140	
Ethylbenzene	ug/L	50	50.1	100	60-140	
Hexachloro-1,3-butadiene	ug/L	50	30.4	61	60-140	
Isopropylbenzene (Cumene)	ug/L	50	50.5	101	60-140	
m&p-Xylene	ug/L	100	100	100	60-140	
Methyl-tert-butyl ether	ug/L	50	50.9	102	60-140	
Methylene Chloride	ug/L	50	54.3	109	60-140	
n-Butylbenzene	ug/L	50	38.5	77	60-140	
n-Propylbenzene	ug/L	50	46.4	93	60-140	
Naphthalene	ug/L	50	43.7	87	60-140	
o-Xylene	ug/L	50	49.6	99	60-140	
sec-Butylbenzene	ug/L	50	41.9	84	60-140	
Styrene	ug/L	50	50.9	102	60-140	
tert-Butylbenzene	ug/L	50	38.6	77	60-140	
Tetrachloroethene	ug/L	50	48.2	96	60-140	
Toluene	ug/L	50	48.7	97	60-140	
trans-1,2-Dichloroethene	ug/L	50	53.0	106	60-140	
trans-1,3-Dichloropropene	ug/L	50	52.5	105	60-140	
Trichloroethene	ug/L	50	48.4	97	60-140	
Trichlorofluoromethane	ug/L	50	47.8	96	60-140	
Vinyl chloride	ug/L	50	52.3	105	60-140	
1,2-Dichloroethane-d4 (S)	%			99	70-130	
4-Bromofluorobenzene (S)	%			104	70-130	
Toluene-d8 (S)	%			102	70-130	

Results presented on this page are in the units indicated by the "Units" column except where an alternate unit is presented to the right of the result.

REPORT OF LABORATORY ANALYSIS

This report shall not be reproduced, except in full,
without the written consent of Pace Analytical Services, LLC.

Pace Analytical Services, LLC
9800 Kincey Ave. Suite 100
Huntersville, NC 28078
(704)875-9092

QUALITY CONTROL DATA

Project: 2020-L1-2448 Incident
Pace Project No.: 92544312

MATRIX SPIKE & MATRIX SPIKE DUPLICATE: 3298336 3298337

Parameter	Units	92544313001 Result	MS Spike Conc.	MSD Spike Conc.	MS Result	MSD Result	MS % Rec	MSD % Rec	% Rec Limits	RPD	Max RPD	Qual
1,1,1,2-Tetrachloroethane	ug/L	ND	20	20	21.7	22.2	108	111	60-140	2	30	
1,1,1-Trichloroethane	ug/L	ND	20	20	23.5	24.0	117	120	60-140	2	30	
1,1,2,2-Tetrachloroethane	ug/L	ND	20	20	22.0	21.8	110	109	60-140	1	30	
1,1,2-Trichloroethane	ug/L	ND	20	20	21.0	21.2	105	106	60-140	1	30	
1,1-Dichloroethane	ug/L	ND	20	20	23.1	23.3	116	117	60-140	1	30	
1,1-Dichloroethene	ug/L	ND	20	20	24.3	24.1	121	121	60-140	1	30	
1,1-Dichloropropene	ug/L	ND	20	20	23.7	23.1	118	116	60-140	3	30	
1,2,3-Trichlorobenzene	ug/L	ND	20	20	26.2	24.5	131	123	60-140	6	30	
1,2,3-Trichloropropane	ug/L	ND	20	20	22.0	21.6	110	108	60-140	2	30	
1,2,4-Trichlorobenzene	ug/L	ND	20	20	25.0	23.9	125	120	60-140	4	30	
1,2,4-Trimethylbenzene	ug/L	ND	20	20	22.5	22.9	113	114	60-140	1	30	
1,2-Dibromo-3-chloropropane	ug/L	ND	20	20	22.3	22.4	112	112	60-140	0	30	
1,2-Dibromoethane (EDB)	ug/L	ND	20	20	21.6	22.1	108	110	60-140	2	30	
1,2-Dichlorobenzene	ug/L	ND	20	20	20.9	21.0	105	105	60-140	1	30	
1,2-Dichloroethane	ug/L	ND	20	20	20.2	20.8	101	104	60-140	3	30	
1,2-Dichloropropane	ug/L	ND	20	20	21.4	21.9	107	109	60-140	2	30	
1,3,5-Trimethylbenzene	ug/L	ND	20	20	22.7	23.2	114	116	60-140	2	30	
1,3-Dichlorobenzene	ug/L	ND	20	20	21.1	21.2	105	106	60-140	1	30	
1,3-Dichloropropane	ug/L	ND	20	20	21.7	22.4	109	112	60-140	3	30	
1,4-Dichlorobenzene	ug/L	ND	20	20	21.1	21.4	105	107	60-140	2	30	
2,2-Dichloropropane	ug/L	ND	20	20	25.1	24.9	125	125	60-140	0	30	
2-Chlorotoluene	ug/L	ND	20	20	21.6	22.5	108	112	60-140	4	30	
4-Chlorotoluene	ug/L	ND	20	20	21.1	21.7	106	109	60-140	3	30	
Benzene	ug/L	ND	20	20	21.8	21.7	109	108	60-140	0	30	
Bromobenzene	ug/L	ND	20	20	20.2	21.0	101	105	60-140	4	30	
Bromochloromethane	ug/L	ND	20	20	21.4	21.6	107	108	60-140	1	30	
Bromodichloromethane	ug/L	ND	20	20	22.1	22.4	110	112	60-140	1	30	
Bromoform	ug/L	ND	20	20	21.7	22.0	108	110	60-140	1	30	
Bromomethane	ug/L	ND	20	20	27.1	26.1	135	131	60-140	4	30	
Carbon tetrachloride	ug/L	ND	20	20	23.9	24.5	119	122	60-140	3	30	
Chlorobenzene	ug/L	ND	20	20	21.4	21.9	107	110	60-140	2	30	
Chloroethane	ug/L	ND	20	20	24.5	24.3	122	121	60-140	1	30	
Chloroform	ug/L	9.9	20	20	32.1	31.9	111	110	60-140	1	30	
Chloromethane	ug/L	ND	20	20	24.5	23.7	123	118	60-140	3	30	
cis-1,2-Dichloroethene	ug/L	ND	20	20	23.2	22.9	116	115	60-140	1	30	
cis-1,3-Dichloropropene	ug/L	ND	20	20	21.9	22.1	110	110	60-140	1	30	
Dibromochloromethane	ug/L	ND	20	20	22.2	22.8	111	114	60-140	3	30	
Dibromomethane	ug/L	ND	20	20	20.3	20.5	102	102	60-140	1	30	
Dichlorodifluoromethane	ug/L	ND	20	20	24.6	24.5	123	123	60-140	0	30	
Diisopropyl ether	ug/L	ND	20	20	21.8	22.0	109	110	60-140	1	30	
Ethylbenzene	ug/L	ND	20	20	22.1	22.7	111	114	60-140	3	30	
Hexachloro-1,3-butadiene	ug/L	ND	20	20	26.3	25.5	132	127	60-140	3	30	
Isopropylbenzene (Cumene)	ug/L	ND	20	20	23.7	24.0	118	120	60-140	1	30	
m&p-Xylene	ug/L	ND	40	40	45.1	45.5	113	114	60-140	1	30	

Results presented on this page are in the units indicated by the "Units" column except where an alternate unit is presented to the right of the result.

REPORT OF LABORATORY ANALYSIS

This report shall not be reproduced, except in full,
without the written consent of Pace Analytical Services, LLC.

Pace Analytical Services, LLC
9800 Kincey Ave. Suite 100
Huntersville, NC 28078
(704)875-9092

QUALITY CONTROL DATA

Project: 2020-L1-2448 Incident
Pace Project No.: 92544312

MATRIX SPIKE & MATRIX SPIKE DUPLICATE: 3298336 3298337

Parameter	Units	92544313001 Result	MS Spike Conc.	MSD Spike Conc.	MS Result	MSD Result	MS % Rec	MSD % Rec	% Rec Limits	RPD	Max RPD	Qual
Methyl-tert-butyl ether	ug/L	ND	20	20	21.0	21.4	105	107	60-140	2	30	
Methylene Chloride	ug/L	ND	20	20	23.3	23.2	117	116	60-140	1	30	
n-Butylbenzene	ug/L	ND	20	20	24.9	24.6	125	123	60-140	1	30	
n-Propylbenzene	ug/L	ND	20	20	22.3	22.7	111	113	60-140	2	30	
Naphthalene	ug/L	ND	20	20	25.2	23.4	126	117	60-140	7	30	
o-Xylene	ug/L	ND	20	20	21.8	22.2	109	111	60-140	2	30	
sec-Butylbenzene	ug/L	ND	20	20	23.3	23.4	117	117	60-140	0	30	
Styrene	ug/L	ND	20	20	21.6	22.1	108	110	60-140	2	30	
tert-Butylbenzene	ug/L	ND	20	20	19.3	20.1	97	100	60-140	4	30	
Tetrachloroethene	ug/L	ND	20	20	22.2	22.6	111	113	60-140	2	30	
Toluene	ug/L	ND	20	20	21.4	21.5	107	107	60-140	1	30	
trans-1,2-Dichloroethene	ug/L	ND	20	20	23.7	24.2	118	121	60-140	2	30	
trans-1,3-Dichloropropene	ug/L	ND	20	20	22.0	21.7	110	108	60-140	2	30	
Trichloroethene	ug/L	ND	20	20	21.4	21.8	107	109	60-140	2	30	
Trichlorofluoromethane	ug/L	ND	20	20	24.1	24.2	120	121	60-140	1	30	
Vinyl chloride	ug/L	ND	20	20	23.3	23.1	116	115	60-140	1	30	
1,2-Dichloroethane-d4 (S)	%						108	104	70-130			
4-Bromofluorobenzene (S)	%						105	103	70-130			
Toluene-d8 (S)	%						101	102	70-130			

Results presented on this page are in the units indicated by the "Units" column except where an alternate unit is presented to the right of the result.

REPORT OF LABORATORY ANALYSIS

This report shall not be reproduced, except in full,
without the written consent of Pace Analytical Services, LLC.

Pace Analytical Services, LLC
9800 Kincey Ave. Suite 100
Huntersville, NC 28078
(704)875-9092

QUALIFIERS

Project: 2020-L1-2448 Incident
Pace Project No.: 92544312

DEFINITIONS

DF - Dilution Factor, if reported, represents the factor applied to the reported data due to dilution of the sample aliquot.

ND - Not Detected at or above adjusted reporting limit.

TNTC - Too Numerous To Count

J - Estimated concentration above the adjusted method detection limit and below the adjusted reporting limit.

MDL - Adjusted Method Detection Limit.

PQL - Practical Quantitation Limit.

RL - Reporting Limit - The lowest concentration value that meets project requirements for quantitative data with known precision and bias for a specific analyte in a specific matrix.

S - Surrogate

1,2-Diphenylhydrazine decomposes to and cannot be separated from Azobenzene using Method 8270. The result for each analyte is a combined concentration.

Consistent with EPA guidelines, unrounded data are displayed and have been used to calculate % recovery and RPD values.

LCS(D) - Laboratory Control Sample (Duplicate)

MS(D) - Matrix Spike (Duplicate)

DUP - Sample Duplicate

RPD - Relative Percent Difference

NC - Not Calculable.

SG - Silica Gel - Clean-Up

U - Indicates the compound was analyzed for, but not detected.

Acid preservation may not be appropriate for 2 Chloroethylvinyl ether.

A separate vial preserved to a pH of 4-5 is recommended in SW846 Chapter 4 for the analysis of Acrolein and Acrylonitrile by EPA Method 8260.

N-Nitrosodiphenylamine decomposes and cannot be separated from Diphenylamine using Method 8270. The result reported for each analyte is a combined concentration.

Pace Analytical is TNI accredited. Contact your Pace PM for the current list of accredited analytes.

TNI - The NELAC Institute.

ANALYTE QUALIFIERS

N2	The lab does not hold NELAC/TNI accreditation for this parameter but other accreditations/certifications may apply. A complete list of accreditations/certifications is available upon request.

This report shall not be reproduced, except in full,
without the written consent of Pace Analytical Services, LLC.

Pace Analytical Services, LLC
9800 Kincey Ave. Suite 100
Huntersville, NC 28078
(704)875-9092

QUALITY CONTROL DATA CROSS REFERENCE TABLE

Project: 2020-L1-2448 Incident
Pace Project No.: 92544312

Lab ID	Sample ID	QC Batch Method	QC Batch	Analytical Method	Analytical Batch
92544312001	**14401_HC_RD_20210615**	MADEP VPH	627591		
92544312001	**14401_HC_RD_20210615**	EPA 3010A	627822	EPA 6010D	628356
92544312001	**14401_HC_RD_20210615**	SM 6200B	627249		

This report shall not be reproduced, except in full,
without the written consent of Pace Analytical Services, LLC.

CHAIN-OF-CUSTODY Analytical Request Document

Pace Analytical

Chain-of-Custody is a LEGAL DOCUMENT - Complete all relevent fields

LAB USE ONLY- Affix Workor

92544312

WO# : 92544312

92544312

ALL SHADE

Company: Apex Companies	Billing Information:
Address:	
Report To: Andrew Street	Email To: Andrew.Street@apexcos.com
Copy To:	Site Collection Info/Address: 14401 Huntersville Concord Rd
Customer Project Name/Number: 2020-11-2448 Incident	State: NC County/City: Huntersville Time Zone Collected: [ ]PT [ ]MT [ ]CT [ ]ET
Phone: Email:	Site/Facility ID #: Compliance Monitoring? [ ] Yes [ ] No
Collected By (print): Naomi Fretz	Purchase Order #: Quote #: DW PWS ID #: DW Location Code:
Collected By (signature): Naomi F	Turnaround Date Required: ASAP Immediately Packed on Ice: [ ] Yes [ ] No
Sample Disposal: [ ] Dispose as appropriate [ ] Return [ ] Archive: [ ] Hold:	Rush: [ ] Same Day [ ] Next Day [ ] 2 Day [ ] 3 Day [ ] 4 Day [ ] 5 Day (Expedite Charges Apply) Field Filtered (if applicable): [ ] Yes [ ] No Analysis:

** Preservative Types: (1) nitric acid, (2) sulfuric acid, (3) hydrochloric acid, (4) sodium hydroxide, (5) zinc acetate, (6) methanol, (7) sodium bisulfate, (8) sodium thiosulfate, (9) hexane, (A) ascorbic acid, (B) ammonium sulfate, (C) ammonium hydroxide, (D) TSP, (U) Unpreserved, (O) Other _____

* Matrix Codes (Insert in Matrix box below): Drinking Water (DW), Ground Water (GW), Wastewater (WW), Product (P), Soil/Solid (SL), Oil (OL), Wipe (WP), Air (AR), Tissue (TS), Bioassay (B), Vapor (V), Other (OT)

Customer Sample ID	Matrix *	Comp / Grab	Collected (or Composite Start) Date	Collected (or Composite Start) Time	Composite End Date	Composite End Time	Res Cl	# of Ctns	Analyses: VOCs 6200B	MADEP VPH	Lead	Lab Profile/Line
14401_HC_RD_20210615	DW	G	6-15-21	0850				8	X	X	X	001

Lab Profile/Line:

Lab Sample Receipt Checklist:

Custody Seals Present/Intact	Y (N) NA
Custody Signatures Present	Y (N) NA
Collector Signature Present	(Y) N NA
Bottles Intact	(Y) N NA
Correct Bottles	(Y) N NA
Sufficient Volume	(Y) N NA
Samples Received on Ice	(Y) N NA
VOA - Headspace Acceptable	(Y) N NA
USDA Regulated Soils	Y N (NA)
Samples in Holding Time	(Y) N NA
Residual Chlorine Present	Y N (NA)
Cl Strips:	
Sample pH Acceptable	(Y) N NA
pH Strips: 223919AA	
Sulfide Present	Y N (NA)
Lead Acetate Strips:	

LAB USE ONLY:
Lab Sample # / Comments:

92544312

Customer Remarks / Special Conditions / Possible Hazards:

Type of Ice Used: (Wet) Blue Dry None

Packing Material Used: BB

Radchem sample(s) screened (<500 cpm): Y N (NA)

SHORT HOLDS PRESENT (<72 hours): Y N (NA)

Lab Tracking #: 2560402

Samples received via: FEDEX UPS (Client) Courier Pace Courier

Lab Sample Temperature Info:

Temp Blank Received: Y (N) NA

Therm ID#: 92T0094

Cooler 1 Temp Upon Receipt: 3.1 oC

Cooler 1 Therm Corr. Factor: -0.1 oC

Cooler 1 Corrected Temp: 3.0 oC

Comments:

Relinquished by/Company: (Signature)	Date/Time:	Received by/Company: (Signature)	Date/Time:
Naomi Fretz / Apex	6-15-20 1250	FED Pace HW	6/15/21 1250
Relinquished by/Company: (Signature)	Date/Time:	Received by/Company: (Signature)	Date/Time:
Relinquished by/Company: (Signature)	Date/Time:	Received by/Company: (Signature)	Date/Time:

MTJL LAB USE ONLY

Table #:

Acctnum:

Template:

Prelogin:

PM:

PB:

Trip Blank Received: Y (N) NA

HCL MeOH TSP Other

Non Conformance(s): YES / (NO)

Page: _____ of: _____

Pace Analytical Services, LLC
9800 Kincey Ave. Suite 100
Huntersville, NC 28078
(704)875-9092

June 29, 2021

Andrew Street
Apex Companies - NC
5900 Northwoods Business Pkwy
Suite 5900-0
Charlotte, NC 28269

RE: Project: 2020-LI-2448 INCIDENT
Pace Project No.: 92545590

Dear Andrew Street:

Enclosed are the analytical results for sample(s) received by the laboratory on June 22, 2021. The results relate only to the samples included in this report. Results reported herein conform to the applicable TNI/NELAC Standards and the laboratory's Quality Manual, where applicable, unless otherwise noted in the body of the report.

The test results provided in this final report were generated by each of the following laboratories within the Pace Network:

- Pace Analytical Services - Asheville
- Pace Analytical Services - Charlotte

If you have any questions concerning this report, please feel free to contact me.

Sincerely,

Angela M. Baioni

Angela Baioni
angela.baioni@pacelabs.com
(704)875-9092
Project Manager

Enclosures

cc: J Culbreath, Colonial Pipeline Company
Naomi Fretz, APEX Companies, LLC
Robert Hughes, Colonial Pipeline
Cameron Lee, Montrose-EPS
Jamie Moran, APEX Companies, LLC
Jeff Morrison, Colonial Pipeline Company
Tom Naumann, APEX Companies - NC
Joe Nicolette, Montrose-EPS
Christopher Schultz, Apex Companies
Matt Teixeira, Apex Companies, LLC
Michael Verdon, Colonial Pipeline Company
JM Wyatt, Colonial Pipeline Company

REPORT OF LABORATORY ANALYSIS

This report shall not be reproduced, except in full,
without the written consent of Pace Analytical Services, LLC.

Pace Analytical Services, LLC
9800 Kincey Ave. Suite 100
Huntersville, NC 28078
(704)875-9092

CERTIFICATIONS

Project: 2020-LI-2448 INCIDENT
Pace Project No.: 92545590

Pace Analytical Services Charlotte
9800 Kincey Ave. Ste 100, Huntersville, NC 28078
Louisiana/NELAP Certification # LA170028
North Carolina Drinking Water Certification #: 37706
North Carolina Field Services Certification #: 5342
North Carolina Wastewater Certification #: 12
South Carolina Certification #: 99006001
Florida/NELAP Certification #: E87627
Kentucky UST Certification #: 84
Virginia/VELAP Certification #: 460221

Pace Analytical Services Asheville
2225 Riverside Drive, Asheville, NC 28804
Florida/NELAP Certification #: E87648
North Carolina Drinking Water Certification #: 37712
North Carolina Wastewater Certification #: 40
South Carolina Certification #: 99030001
Virginia/VELAP Certification #: 460222

This report shall not be reproduced, except in full,
without the written consent of Pace Analytical Services, LLC.

Pace Analytical Services, LLC
9800 Kincey Ave. Suite 100
Huntersville, NC 28078
(704)875-9092

SAMPLE SUMMARY

Project: 2020-LI-2448 INCIDENT
Pace Project No.: 92545590

Lab ID	Sample ID	Matrix	Date Collected	Date Received
92545590001	**13800_HC_RD_20210622**	Water	06/22/21 07:50	06/22/21 13:15

REPORT OF LABORATORY ANALYSIS

This report shall not be reproduced, except in full,
without the written consent of Pace Analytical Services, LLC.

Pace Analytical Services, LLC
9800 Kincey Ave. Suite 100
Huntersville, NC 28078
(704)875-9092

SAMPLE ANALYTE COUNT

Project: 2020-LI-2448 INCIDENT
Pace Project No.: 92545590

Lab ID	Sample ID	Method	Analysts	Analytes Reported	Laboratory
92545590001	**13800_HC_RD_20210622**	MADEP VPH	MAD	6	PASI-C
		EPA 6010D	DS	1	PASI-A
		SM 6200B	PM1	63	PASI-C

PASI-A = Pace Analytical Services - Asheville
PASI-C = Pace Analytical Services - Charlotte

This report shall not be reproduced, except in full,
without the written consent of Pace Analytical Services, LLC.

Pace Analytical Services, LLC
9800 Kincey Ave. Suite 100
Huntersville, NC 28078
(704)875-9092

ANALYTICAL RESULTS

Project: 2020-LI-2448 INCIDENT
Pace Project No.: 92545590

Sample: 13800_HC_RD_20210622 **Lab ID: 92545590001** Collected: 06/22/21 07:50 Received: 06/22/21 13:15 Matrix: Water

Parameters	Results	Units	Report Limit	MDL	DF	Prepared	Analyzed	CAS No.	Qual
VPH NC Water	Analytical Method: MADEP VPH Pace Analytical Services - Charlotte								
Total VPH (C5-C12)	ND	ug/L	50.0	50.0	1		06/25/21 17:14		N2
Aliphatic (C05-C08)	ND	ug/L	50.0	50.0	1		06/25/21 17:14		N2
Aliphatic(C09-C12) Adjusted	ND	ug/L	50.0	50.0	1		06/25/21 17:14		N2
Aromatic (C09-C10)	ND	ug/L	50.0	50.0	1		06/25/21 17:14		N2
Surrogates									
4-Bromofluorobenzene (FID) (S)	99	%	70-130		1		06/25/21 17:14	460-00-4	
4-Bromofluorobenzene (PID) (S)	100	%	70-130		1		06/25/21 17:14	460-00-4	
6010 MET ICP	Analytical Method: EPA 6010D Preparation Method: EPA 3010A Pace Analytical Services - Asheville								
Lead	ND	ug/L	5.0	4.5	1	06/27/21 17:17	06/28/21 13:30	7439-92-1	
6200B MSV	Analytical Method: SM 6200B Pace Analytical Services - Charlotte								
Benzene	ND	ug/L	0.50	0.34	1		06/23/21 01:01	71-43-2	
Bromobenzene	ND	ug/L	0.50	0.29	1		06/23/21 01:01	108-86-1	
Bromochloromethane	ND	ug/L	0.50	0.47	1		06/23/21 01:01	74-97-5	
Bromodichloromethane	ND	ug/L	0.50	0.31	1		06/23/21 01:01	75-27-4	
Bromoform	ND	ug/L	0.50	0.34	1		06/23/21 01:01	75-25-2	
Bromomethane	ND	ug/L	5.0	1.7	1		06/23/21 01:01	74-83-9	
n-Butylbenzene	ND	ug/L	0.50	0.49	1		06/23/21 01:01	104-51-8	
sec-Butylbenzene	ND	ug/L	0.50	0.40	1		06/23/21 01:01	135-98-8	
tert-Butylbenzene	ND	ug/L	0.50	0.32	1		06/23/21 01:01	98-06-6	
Carbon tetrachloride	ND	ug/L	0.50	0.33	1		06/23/21 01:01	56-23-5	
Chlorobenzene	ND	ug/L	0.50	0.28	1		06/23/21 01:01	108-90-7	
Chloroethane	ND	ug/L	1.0	0.65	1		06/23/21 01:01	75-00-3	
Chloroform	ND	ug/L	0.50	0.35	1		06/23/21 01:01	67-66-3	
Chloromethane	ND	ug/L	1.0	0.54	1		06/23/21 01:01	74-87-3	
2-Chlorotoluene	ND	ug/L	0.50	0.32	1		06/23/21 01:01	95-49-8	
4-Chlorotoluene	ND	ug/L	0.50	0.32	1		06/23/21 01:01	106-43-4	
1,2-Dibromo-3-chloropropane	ND	ug/L	1.0	0.34	1		06/23/21 01:01	96-12-8	
Dibromochloromethane	ND	ug/L	0.50	0.36	1		06/23/21 01:01	124-48-1	
1,2-Dibromoethane (EDB)	ND	ug/L	0.50	0.27	1		06/23/21 01:01	106-93-4	
Dibromomethane	ND	ug/L	0.50	0.39	1		06/23/21 01:01	74-95-3	
1,2-Dichlorobenzene	ND	ug/L	0.50	0.34	1		06/23/21 01:01	95-50-1	
1,3-Dichlorobenzene	ND	ug/L	0.50	0.34	1		06/23/21 01:01	541-73-1	
1,4-Dichlorobenzene	ND	ug/L	0.50	0.33	1		06/23/21 01:01	106-46-7	
Dichlorodifluoromethane	ND	ug/L	0.50	0.35	1		06/23/21 01:01	75-71-8	
1,1-Dichloroethane	ND	ug/L	0.50	0.37	1		06/23/21 01:01	75-34-3	
1,2-Dichloroethane	ND	ug/L	0.50	0.32	1		06/23/21 01:01	107-06-2	
1,1-Dichloroethene	ND	ug/L	0.50	0.35	1		06/23/21 01:01	75-35-4	
cis-1,2-Dichloroethene	ND	ug/L	0.50	0.38	1		06/23/21 01:01	156-59-2	
trans-1,2-Dichloroethene	ND	ug/L	0.50	0.40	1		06/23/21 01:01	156-60-5	
1,2-Dichloropropane	ND	ug/L	0.50	0.36	1		06/23/21 01:01	78-87-5	
1,3-Dichloropropane	ND	ug/L	0.50	0.28	1		06/23/21 01:01	142-28-9	

REPORT OF LABORATORY ANALYSIS

This report shall not be reproduced, except in full,
without the written consent of Pace Analytical Services, LLC.

Pace Analytical Services, LLC
9800 Kincey Ave. Suite 100
Huntersville, NC 28078
(704)875-9092

ANALYTICAL RESULTS

Project: 2020-LI-2448 INCIDENT
Pace Project No.: 92545590

Sample: 13800_HC_RD_20210622 **Lab ID: 92545590001** Collected: 06/22/21 07:50 Received: 06/22/21 13:15 Matrix: Water

Parameters	Results	Units	Report Limit	MDL	DF	Prepared	Analyzed	CAS No.	Qual
6200B MSV	Analytical Method: SM 6200B Pace Analytical Services - Charlotte								
2,2-Dichloropropane	ND	ug/L	0.50	0.39	1		06/23/21 01:01	594-20-7	
1,1-Dichloropropene	ND	ug/L	0.50	0.43	1		06/23/21 01:01	563-58-6	
cis-1,3-Dichloropropene	ND	ug/L	0.50	0.36	1		06/23/21 01:01	10061-01-5	
trans-1,3-Dichloropropene	ND	ug/L	0.50	0.36	1		06/23/21 01:01	10061-02-6	
Diisopropyl ether	ND	ug/L	0.50	0.31	1		06/23/21 01:01	108-20-3	
Ethylbenzene	ND	ug/L	0.50	0.30	1		06/23/21 01:01	100-41-4	
Hexachloro-1,3-butadiene	ND	ug/L	2.0	1.5	1		06/23/21 01:01	87-68-3	
Isopropylbenzene (Cumene)	ND	ug/L	0.50	0.33	1		06/23/21 01:01	98-82-8	
Methylene Chloride	ND	ug/L	2.0	2.0	1		06/23/21 01:01	75-09-2	
Methyl-tert-butyl ether	ND	ug/L	0.50	0.42	1		06/23/21 01:01	1634-04-4	
Naphthalene	ND	ug/L	2.0	0.64	1		06/23/21 01:01	91-20-3	
n-Propylbenzene	ND	ug/L	0.50	0.34	1		06/23/21 01:01	103-65-1	
Styrene	ND	ug/L	0.50	0.29	1		06/23/21 01:01	100-42-5	
1,1,1,2-Tetrachloroethane	ND	ug/L	0.50	0.31	1		06/23/21 01:01	630-20-6	
1,1,2,2-Tetrachloroethane	ND	ug/L	0.50	0.22	1		06/23/21 01:01	79-34-5	
Tetrachloroethene	ND	ug/L	0.50	0.29	1		06/23/21 01:01	127-18-4	
Toluene	ND	ug/L	0.50	0.48	1		06/23/21 01:01	108-88-3	
1,2,3-Trichlorobenzene	ND	ug/L	2.0	0.81	1		06/23/21 01:01	87-61-6	
1,2,4-Trichlorobenzene	ND	ug/L	2.0	0.64	1		06/23/21 01:01	120-82-1	
1,1,1-Trichloroethane	ND	ug/L	0.50	0.33	1		06/23/21 01:01	71-55-6	
1,1,2-Trichloroethane	ND	ug/L	0.50	0.32	1		06/23/21 01:01	79-00-5	
Trichloroethene	ND	ug/L	0.50	0.38	1		06/23/21 01:01	79-01-6	
Trichlorofluoromethane	ND	ug/L	1.0	0.30	1		06/23/21 01:01	75-69-4	
1,2,3-Trichloropropane	ND	ug/L	0.50	0.26	1		06/23/21 01:01	96-18-4	
1,2,4-Trimethylbenzene	ND	ug/L	0.50	0.50	1		06/23/21 01:01	95-63-6	
1,3,5-Trimethylbenzene	ND	ug/L	0.50	0.33	1		06/23/21 01:01	108-67-8	
Vinyl chloride	ND	ug/L	1.0	0.39	1		06/23/21 01:01	75-01-4	
m&p-Xylene	ND	ug/L	1.0	0.71	1		06/23/21 01:01	179601-23-1	
o-Xylene	ND	ug/L	0.50	0.34	1		06/23/21 01:01	95-47-6	
Surrogates									
1,2-Dichloroethane-d4 (S)	94	%	70-130		1		06/23/21 01:01	17060-07-0	
4-Bromofluorobenzene (S)	102	%	70-130		1		06/23/21 01:01	460-00-4	
Toluene-d8 (S)	100	%	70-130		1		06/23/21 01:01	2037-26-5	

REPORT OF LABORATORY ANALYSIS

This report shall not be reproduced, except in full,
without the written consent of Pace Analytical Services, LLC.

Pace Analytical Services, LLC
9800 Kincey Ave. Suite 100
Huntersville, NC 28078
(704)875-9092

QUALITY CONTROL DATA

Project: 2020-LI-2448 INCIDENT
Pace Project No.: 92545590

QC Batch: 629772
QC Batch Method: MADEP VPH
Analysis Method: MADEP VPH
Analysis Description: VPH NC Water
Laboratory: Pace Analytical Services - Charlotte
Associated Lab Samples: 92545590001

METHOD BLANK: 3309711 Matrix: Water
Associated Lab Samples: 92545590001

Parameter	Units	Blank Result	Reporting Limit	MDL	Analyzed	Qualifiers
Aliphatic (C05-C08)	ug/L	ND	50.0	50.0	06/25/21 15:49	N2
Aromatic (C09-C10)	ug/L	ND	50.0	50.0	06/25/21 15:49	N2
4-Bromofluorobenzene (FID) (S)	%	105	70-130		06/25/21 15:49	
4-Bromofluorobenzene (PID) (S)	%	106	70-130		06/25/21 15:49	

LABORATORY CONTROL SAMPLE & LCSD: 3309712 3309713

Parameter	Units	Spike Conc.	LCS Result	LCSD Result	LCS % Rec	LCSD % Rec	% Rec Limits	RPD	Max RPD	Qualifiers
Aliphatic (C05-C08)	ug/L	300	256	256	85	85	70-130	0	25	N2
Aromatic (C09-C10)	ug/L	100	110	113	110	113	70-130	3	25	N2
4-Bromofluorobenzene (FID) (S)	%				103	106	70-130			
4-Bromofluorobenzene (PID) (S)	%				101	104	70-130			

Results presented on this page are in the units indicated by the "Units" column except where an alternate unit is presented to the right of the result.

REPORT OF LABORATORY ANALYSIS

This report shall not be reproduced, except in full,
without the written consent of Pace Analytical Services, LLC.

Pace Analytical Services, LLC
9800 Kincey Ave. Suite 100
Huntersville, NC 28078
(704)875-9092

QUALITY CONTROL DATA

Project: 2020-LI-2448 INCIDENT
Pace Project No.: 92545590

QC Batch: 629888
QC Batch Method: EPA 3010A
Analysis Method: EPA 6010D
Analysis Description: 6010 MET
Laboratory: Pace Analytical Services - Asheville
Associated Lab Samples: 92545590001

METHOD BLANK: 3310072 Matrix: Water
Associated Lab Samples: 92545590001

Parameter	Units	Blank Result	Reporting Limit	MDL	Analyzed	Qualifiers
Lead	ug/L	ND	5.0	4.5	06/28/21 12:22	

LABORATORY CONTROL SAMPLE: 3310073

Parameter	Units	Spike Conc.	LCS Result	LCS % Rec	% Rec Limits	Qualifiers
Lead	ug/L	500	474	95	80-120	

MATRIX SPIKE & MATRIX SPIKE DUPLICATE: 3310074 3310075

Parameter	Units	92544431001 Result	MS Spike Conc.	MSD Spike Conc.	MS Result	MSD Result	MS % Rec	MSD % Rec	% Rec Limits	RPD	Max RPD	Qual
Lead	ug/L	ND	500	500	490	498	97	99	75-125	2	20	

Results presented on this page are in the units indicated by the "Units" column except where an alternate unit is presented to the right of the result.

REPORT OF LABORATORY ANALYSIS

This report shall not be reproduced, except in full,
without the written consent of Pace Analytical Services, LLC.

Pace Analytical Services, LLC
9800 Kincey Ave. Suite 100
Huntersville, NC 28078
(704)875-9092

QUALITY CONTROL DATA

Project: 2020-LI-2448 INCIDENT
Pace Project No.: 92545590

QC Batch: 628745
QC Batch Method: SM 6200B
Analysis Method: SM 6200B
Analysis Description: 6200B MSV
Laboratory: Pace Analytical Services - Charlotte

Associated Lab Samples: 92545590001

METHOD BLANK: 3304821 Matrix: Water
Associated Lab Samples: 92545590001

Parameter	Units	Blank Result	Reporting Limit	MDL	Analyzed	Qualifiers
1,1,1,2-Tetrachloroethane	ug/L	ND	0.50	0.31	06/22/21 23:50	
1,1,1-Trichloroethane	ug/L	ND	0.50	0.33	06/22/21 23:50	
1,1,2,2-Tetrachloroethane	ug/L	ND	0.50	0.22	06/22/21 23:50	
1,1,2-Trichloroethane	ug/L	ND	0.50	0.32	06/22/21 23:50	
1,1-Dichloroethane	ug/L	ND	0.50	0.37	06/22/21 23:50	
1,1-Dichloroethene	ug/L	ND	0.50	0.35	06/22/21 23:50	
1,1-Dichloropropene	ug/L	ND	0.50	0.43	06/22/21 23:50	
1,2,3-Trichlorobenzene	ug/L	ND	2.0	0.81	06/22/21 23:50	
1,2,3-Trichloropropane	ug/L	ND	0.50	0.26	06/22/21 23:50	
1,2,4-Trichlorobenzene	ug/L	ND	2.0	0.64	06/22/21 23:50	
1,2,4-Trimethylbenzene	ug/L	ND	0.50	0.50	06/22/21 23:50	
1,2-Dibromo-3-chloropropane	ug/L	ND	1.0	0.34	06/22/21 23:50	
1,2-Dibromoethane (EDB)	ug/L	ND	0.50	0.27	06/22/21 23:50	
1,2-Dichlorobenzene	ug/L	ND	0.50	0.34	06/22/21 23:50	
1,2-Dichloroethane	ug/L	ND	0.50	0.32	06/22/21 23:50	
1,2-Dichloropropane	ug/L	ND	0.50	0.36	06/22/21 23:50	
1,3,5-Trimethylbenzene	ug/L	ND	0.50	0.33	06/22/21 23:50	
1,3-Dichlorobenzene	ug/L	ND	0.50	0.34	06/22/21 23:50	
1,3-Dichloropropane	ug/L	ND	0.50	0.28	06/22/21 23:50	
1,4-Dichlorobenzene	ug/L	ND	0.50	0.33	06/22/21 23:50	
2,2-Dichloropropane	ug/L	ND	0.50	0.39	06/22/21 23:50	
2-Chlorotoluene	ug/L	ND	0.50	0.32	06/22/21 23:50	
4-Chlorotoluene	ug/L	ND	0.50	0.32	06/22/21 23:50	
Benzene	ug/L	ND	0.50	0.34	06/22/21 23:50	
Bromobenzene	ug/L	ND	0.50	0.29	06/22/21 23:50	
Bromochloromethane	ug/L	ND	0.50	0.47	06/22/21 23:50	
Bromodichloromethane	ug/L	ND	0.50	0.31	06/22/21 23:50	
Bromoform	ug/L	ND	0.50	0.34	06/22/21 23:50	
Bromomethane	ug/L	ND	5.0	1.7	06/22/21 23:50	
Carbon tetrachloride	ug/L	ND	0.50	0.33	06/22/21 23:50	
Chlorobenzene	ug/L	ND	0.50	0.28	06/22/21 23:50	
Chloroethane	ug/L	ND	1.0	0.65	06/22/21 23:50	
Chloroform	ug/L	ND	0.50	0.35	06/22/21 23:50	
Chloromethane	ug/L	ND	1.0	0.54	06/22/21 23:50	
cis-1,2-Dichloroethene	ug/L	ND	0.50	0.38	06/22/21 23:50	
cis-1,3-Dichloropropene	ug/L	ND	0.50	0.36	06/22/21 23:50	
Dibromochloromethane	ug/L	ND	0.50	0.36	06/22/21 23:50	
Dibromomethane	ug/L	ND	0.50	0.39	06/22/21 23:50	
Dichlorodifluoromethane	ug/L	ND	0.50	0.35	06/22/21 23:50	
Diisopropyl ether	ug/L	ND	0.50	0.31	06/22/21 23:50	

Results presented on this page are in the units indicated by the "Units" column except where an alternate unit is presented to the right of the result.

REPORT OF LABORATORY ANALYSIS

This report shall not be reproduced, except in full,
without the written consent of Pace Analytical Services, LLC.

Pace Analytical Services, LLC
9800 Kincey Ave. Suite 100
Huntersville, NC 28078
(704)875-9092

QUALITY CONTROL DATA

Project: 2020-LI-2448 INCIDENT
Pace Project No.: 92545590

METHOD BLANK: 3304821 Matrix: Water
Associated Lab Samples: 92545590001

Parameter	Units	Blank Result	Reporting Limit	MDL	Analyzed	Qualifiers
Ethylbenzene	ug/L	ND	0.50	0.30	06/22/21 23:50	
Hexachloro-1,3-butadiene	ug/L	ND	2.0	1.5	06/22/21 23:50	
Isopropylbenzene (Cumene)	ug/L	ND	0.50	0.33	06/22/21 23:50	
m&p-Xylene	ug/L	ND	1.0	0.71	06/22/21 23:50	
Methyl-tert-butyl ether	ug/L	ND	0.50	0.42	06/22/21 23:50	
Methylene Chloride	ug/L	ND	2.0	2.0	06/22/21 23:50	
n-Butylbenzene	ug/L	ND	0.50	0.49	06/22/21 23:50	
n-Propylbenzene	ug/L	ND	0.50	0.34	06/22/21 23:50	
Naphthalene	ug/L	ND	2.0	0.64	06/22/21 23:50	
o-Xylene	ug/L	ND	0.50	0.34	06/22/21 23:50	
sec-Butylbenzene	ug/L	ND	0.50	0.40	06/22/21 23:50	
Styrene	ug/L	ND	0.50	0.29	06/22/21 23:50	
tert-Butylbenzene	ug/L	ND	0.50	0.32	06/22/21 23:50	
Tetrachloroethene	ug/L	ND	0.50	0.29	06/22/21 23:50	
Toluene	ug/L	ND	0.50	0.48	06/22/21 23:50	
trans-1,2-Dichloroethene	ug/L	ND	0.50	0.40	06/22/21 23:50	
trans-1,3-Dichloropropene	ug/L	ND	0.50	0.36	06/22/21 23:50	
Trichloroethene	ug/L	ND	0.50	0.38	06/22/21 23:50	
Trichlorofluoromethane	ug/L	ND	1.0	0.30	06/22/21 23:50	
Vinyl chloride	ug/L	ND	1.0	0.39	06/22/21 23:50	
1,2-Dichloroethane-d4 (S)	%	94	70-130		06/22/21 23:50	
4-Bromofluorobenzene (S)	%	101	70-130		06/22/21 23:50	
Toluene-d8 (S)	%	99	70-130		06/22/21 23:50	

LABORATORY CONTROL SAMPLE: 3304822

Parameter	Units	Spike Conc.	LCS Result	LCS % Rec	% Rec Limits	Qualifiers
1,1,1,2-Tetrachloroethane	ug/L	50	56.2	112	60-140	
1,1,1-Trichloroethane	ug/L	50	51.8	104	60-140	
1,1,2,2-Tetrachloroethane	ug/L	50	52.5	105	60-140	
1,1,2-Trichloroethane	ug/L	50	51.4	103	60-140	
1,1-Dichloroethane	ug/L	50	52.0	104	60-140	
1,1-Dichloroethene	ug/L	50	50.3	101	60-140	
1,1-Dichloropropene	ug/L	50	52.6	105	60-140	
1,2,3-Trichlorobenzene	ug/L	50	54.7	109	60-140	
1,2,3-Trichloropropane	ug/L	50	50.8	102	60-140	
1,2,4-Trichlorobenzene	ug/L	50	53.2	106	60-140	
1,2,4-Trimethylbenzene	ug/L	50	54.1	108	60-140	
1,2-Dibromo-3-chloropropane	ug/L	50	55.8	112	60-140	
1,2-Dibromoethane (EDB)	ug/L	50	55.2	110	60-140	
1,2-Dichlorobenzene	ug/L	50	52.9	106	60-140	
1,2-Dichloroethane	ug/L	50	43.9	88	60-140	
1,2-Dichloropropane	ug/L	50	50.7	101	60-140	
1,3,5-Trimethylbenzene	ug/L	50	52.8	106	60-140	

Results presented on this page are in the units indicated by the "Units" column except where an alternate unit is presented to the right of the result.

REPORT OF LABORATORY ANALYSIS

This report shall not be reproduced, except in full,
without the written consent of Pace Analytical Services, LLC.

Pace Analytical Services, LLC
9800 Kincey Ave. Suite 100
Huntersville, NC 28078
(704)875-9092

QUALITY CONTROL DATA

Project: 2020-LI-2448 INCIDENT
Pace Project No.: 92545590

LABORATORY CONTROL SAMPLE: 3304822

Parameter	Units	Spike Conc.	LCS Result	LCS % Rec	% Rec Limits	Qualifiers
1,3-Dichlorobenzene	ug/L	50	52.2	104	60-140	
1,3-Dichloropropane	ug/L	50	53.4	107	60-140	
1,4-Dichlorobenzene	ug/L	50	53.5	107	60-140	
2,2-Dichloropropane	ug/L	50	52.6	105	60-140	
2-Chlorotoluene	ug/L	50	53.3	107	60-140	
4-Chlorotoluene	ug/L	50	52.0	104	60-140	
Benzene	ug/L	50	50.3	101	60-140	
Bromobenzene	ug/L	50	54.0	108	60-140	
Bromochloromethane	ug/L	50	53.0	106	60-140	
Bromodichloromethane	ug/L	50	52.1	104	60-140	
Bromoform	ug/L	50	55.3	111	60-140	
Bromomethane	ug/L	50	59.5	119	60-140	
Carbon tetrachloride	ug/L	50	49.7	99	60-140	
Chlorobenzene	ug/L	50	52.1	104	60-140	
Chloroethane	ug/L	50	52.6	105	60-140	
Chloroform	ug/L	50	50.6	101	60-140	
Chloromethane	ug/L	50	45.7	91	60-140	
cis-1,2-Dichloroethene	ug/L	50	50.1	100	60-140	
cis-1,3-Dichloropropene	ug/L	50	53.5	107	60-140	
Dibromochloromethane	ug/L	50	56.6	113	60-140	
Dibromomethane	ug/L	50	50.6	101	60-140	
Dichlorodifluoromethane	ug/L	50	40.4	81	60-140	
Diisopropyl ether	ug/L	50	48.4	97	60-140	
Ethylbenzene	ug/L	50	52.4	105	60-140	
Hexachloro-1,3-butadiene	ug/L	50	49.1	98	60-140	
Isopropylbenzene (Cumene)	ug/L	50	54.3	109	60-140	
m&p-Xylene	ug/L	100	105	105	60-140	
Methyl-tert-butyl ether	ug/L	50	51.0	102	60-140	
Methylene Chloride	ug/L	50	51.8	104	60-140	
n-Butylbenzene	ug/L	50	52.7	105	60-140	
n-Propylbenzene	ug/L	50	53.1	106	60-140	
Naphthalene	ug/L	50	53.0	106	60-140	
o-Xylene	ug/L	50	53.3	107	60-140	
sec-Butylbenzene	ug/L	50	51.5	103	60-140	
Styrene	ug/L	50	55.5	111	60-140	
tert-Butylbenzene	ug/L	50	44.0	88	60-140	
Tetrachloroethene	ug/L	50	50.4	101	60-140	
Toluene	ug/L	50	49.7	99	60-140	
trans-1,2-Dichloroethene	ug/L	50	52.2	104	60-140	
trans-1,3-Dichloropropene	ug/L	50	53.8	108	60-140	
Trichloroethene	ug/L	50	51.0	102	60-140	
Trichlorofluoromethane	ug/L	50	42.2	84	60-140	
Vinyl chloride	ug/L	50	45.9	92	60-140	
1,2-Dichloroethane-d4 (S)	%			93	70-130	
4-Bromofluorobenzene (S)	%			101	70-130	
Toluene-d8 (S)	%			97	70-130	

Results presented on this page are in the units indicated by the "Units" column except where an alternate unit is presented to the right of the result.

REPORT OF LABORATORY ANALYSIS

This report shall not be reproduced, except in full,
without the written consent of Pace Analytical Services, LLC.

Pace Analytical Services, LLC
9800 Kincey Ave. Suite 100
Huntersville, NC 28078
(704)875-9092

QUALITY CONTROL DATA

Project: 2020-LI-2448 INCIDENT
Pace Project No.: 92545590

MATRIX SPIKE & MATRIX SPIKE DUPLICATE: 3304823 3304824

Parameter	Units	92544752003 Result	MS Spike Conc.	MSD Spike Conc.	MS Result	MSD Result	MS % Rec	MSD % Rec	% Rec Limits	RPD	Max RPD	Qual
1,1,1,2-Tetrachloroethane	ug/L	ND	500	500	560	556	112	111	60-140	1	30	
1,1,1-Trichloroethane	ug/L	ND	500	500	552	534	110	107	60-140	3	30	
1,1,2,2-Tetrachloroethane	ug/L	ND	500	500	531	520	106	104	60-140	2	30	
1,1,2-Trichloroethane	ug/L	ND	500	500	529	504	106	101	60-140	5	30	
1,1-Dichloroethane	ug/L	ND	500	500	555	532	111	106	60-140	4	30	
1,1-Dichloroethene	ug/L	ND	500	500	565	542	113	108	60-140	4	30	
1,1-Dichloropropene	ug/L	ND	500	500	573	557	115	111	60-140	3	30	
1,2,3-Trichlorobenzene	ug/L	ND	500	500	506	517	101	103	60-140	2	30	
1,2,3-Trichloropropane	ug/L	ND	500	500	527	519	105	104	60-140	2	30	
1,2,4-Trichlorobenzene	ug/L	ND	500	500	496	522	99	104	60-140	5	30	
1,2,4-Trimethylbenzene	ug/L	1600	500	500	2240	2280	129	135	60-140	1	30	
1,2-Dibromo-3-chloropropane	ug/L	ND	500	500	502	515	100	103	60-140	3	30	
1,2-Dibromoethane (EDB)	ug/L	ND	500	500	554	521	111	104	60-140	6	30	
1,2-Dichlorobenzene	ug/L	ND	500	500	548	523	110	105	60-140	5	30	
1,2-Dichloroethane	ug/L	103	500	500	566	541	93	88	60-140	5	30	
1,2-Dichloropropane	ug/L	ND	500	500	538	520	108	104	60-140	4	30	
1,3,5-Trimethylbenzene	ug/L	502	500	500	1100	1100	119	119	60-140	0	30	
1,3-Dichlorobenzene	ug/L	ND	500	500	531	527	106	105	60-140	1	30	
1,3-Dichloropropane	ug/L	ND	500	500	547	526	109	105	60-140	4	30	
1,4-Dichlorobenzene	ug/L	ND	500	500	549	542	110	108	60-140	1	30	
2,2-Dichloropropane	ug/L	ND	500	500	453	441	91	88	60-140	3	30	
2-Chlorotoluene	ug/L	ND	500	500	572	561	114	112	60-140	2	30	
4-Chlorotoluene	ug/L	ND	500	500	549	536	110	107	60-140	2	30	
Benzene	ug/L	4110	500	500	4610	4660	101	111	60-140	1	30	
Bromobenzene	ug/L	ND	500	500	569	541	114	108	60-140	5	30	
Bromochloromethane	ug/L	ND	500	500	521	511	104	102	60-140	2	30	
Bromodichloromethane	ug/L	ND	500	500	543	527	109	105	60-140	3	30	
Bromoform	ug/L	ND	500	500	514	500	103	100	60-140	3	30	
Bromomethane	ug/L	ND	500	500	650	611	130	122	60-140	6	30	
Carbon tetrachloride	ug/L	ND	500	500	562	559	112	112	60-140	1	30	
Chlorobenzene	ug/L	ND	500	500	562	528	112	106	60-140	6	30	
Chloroethane	ug/L	ND	500	500	577	559	115	112	60-140	3	30	
Chloroform	ug/L	ND	500	500	542	504	108	101	60-140	7	30	
Chloromethane	ug/L	ND	500	500	537	543	107	109	60-140	1	30	
cis-1,2-Dichloroethene	ug/L	ND	500	500	530	518	106	104	60-140	2	30	
cis-1,3-Dichloropropene	ug/L	ND	500	500	511	502	102	100	60-140	2	30	
Dibromochloromethane	ug/L	ND	500	500	538	526	108	105	60-140	2	30	
Dibromomethane	ug/L	ND	500	500	497	502	99	100	60-140	1	30	
Dichlorodifluoromethane	ug/L	ND	500	500	445	433	89	87	60-140	3	30	
Diisopropyl ether	ug/L	ND	500	500	507	486	101	97	60-140	4	30	
Ethylbenzene	ug/L	1270	500	500	1840	1810	114	107	60-140	2	30	
Hexachloro-1,3-butadiene	ug/L	ND	500	500	476	499	95	100	60-140	5	30	
Isopropylbenzene (Cumene)	ug/L	47.4	500	500	628	607	116	112	60-140	3	30	
m&p-Xylene	ug/L	4390	1000	1000	5480	5400	108	101	60-140	1	30	

Results presented on this page are in the units indicated by the "Units" column except where an alternate unit is presented to the right of the result.

REPORT OF LABORATORY ANALYSIS

This report shall not be reproduced, except in full,
without the written consent of Pace Analytical Services, LLC.

Pace Analytical Services, LLC
9800 Kincey Ave. Suite 100
Huntersville, NC 28078
(704)875-9092

QUALITY CONTROL DATA

Project: 2020-LI-2448 INCIDENT
Pace Project No.: 92545590

MATRIX SPIKE & MATRIX SPIKE DUPLICATE: 3304823 3304824

Parameter	Units	92544752003 Result	MS Spike Conc.	MSD Spike Conc.	MS Result	MSD Result	MS % Rec	MSD % Rec	% Rec Limits	RPD	Max RPD	Qual
Methyl-tert-butyl ether	ug/L	256	500	500	771	755	103	100	60-140	2	30	
Methylene Chloride	ug/L	ND	500	500	566	538	113	108	60-140	5	30	
n-Butylbenzene	ug/L	ND	500	500	579	589	114	116	60-140	2	30	
n-Propylbenzene	ug/L	ND	500	500	707	695	141	139	60-140	2	30	M1
Naphthalene	ug/L	441	500	500	972	996	106	111	60-140	2	30	
o-Xylene	ug/L	1250	500	500	1790	1780	108	106	60-140	0	30	
sec-Butylbenzene	ug/L	ND	500	500	562	551	112	110	60-140	2	30	
Styrene	ug/L	ND	500	500	586	555	115	109	60-140	5	30	
tert-Butylbenzene	ug/L	ND	500	500	480	466	96	93	60-140	3	30	
Tetrachloroethene	ug/L	ND	500	500	561	545	112	109	60-140	3	30	
Toluene	ug/L	1100	500	500	1650	1680	110	115	60-140	2	30	
trans-1,2-Dichloroethene	ug/L	ND	500	500	559	537	112	107	60-140	4	30	
trans-1,3-Dichloropropene	ug/L	ND	500	500	509	491	102	98	60-140	4	30	
Trichloroethene	ug/L	ND	500	500	548	537	110	107	60-140	2	30	
Trichlorofluoromethane	ug/L	ND	500	500	472	461	94	92	60-140	2	30	
Vinyl chloride	ug/L	ND	500	500	494	484	99	97	60-140	2	30	
1,2-Dichloroethane-d4 (S)	%						93	92	70-130			
4-Bromofluorobenzene (S)	%						99	97	70-130			
Toluene-d8 (S)	%						98	98	70-130			

Results presented on this page are in the units indicated by the "Units" column except where an alternate unit is presented to the right of the result.

REPORT OF LABORATORY ANALYSIS

This report shall not be reproduced, except in full,
without the written consent of Pace Analytical Services, LLC.

Pace Analytical Services, LLC
9800 Kincey Ave. Suite 100
Huntersville, NC 28078
(704)875-9092

QUALIFIERS

Project: 2020-LI-2448 INCIDENT
Pace Project No.: 92545590

DEFINITIONS

DF - Dilution Factor, if reported, represents the factor applied to the reported data due to dilution of the sample aliquot.

ND - Not Detected at or above adjusted reporting limit.

TNTC - Too Numerous To Count

J - Estimated concentration above the adjusted method detection limit and below the adjusted reporting limit.

MDL - Adjusted Method Detection Limit.

PQL - Practical Quantitation Limit.

RL - Reporting Limit - The lowest concentration value that meets project requirements for quantitative data with known precision and bias for a specific analyte in a specific matrix.

S - Surrogate

1,2-Diphenylhydrazine decomposes to and cannot be separated from Azobenzene using Method 8270. The result for each analyte is a combined concentration.

Consistent with EPA guidelines, unrounded data are displayed and have been used to calculate % recovery and RPD values.

LCS(D) - Laboratory Control Sample (Duplicate)

MS(D) - Matrix Spike (Duplicate)

DUP - Sample Duplicate

RPD - Relative Percent Difference

NC - Not Calculable.

SG - Silica Gel - Clean-Up

U - Indicates the compound was analyzed for, but not detected.

Acid preservation may not be appropriate for 2 Chloroethylvinyl ether.

A separate vial preserved to a pH of 4-5 is recommended in SW846 Chapter 4 for the analysis of Acrolein and Acrylonitrile by EPA Method 8260.

N-Nitrosodiphenylamine decomposes and cannot be separated from Diphenylamine using Method 8270. The result reported for each analyte is a combined concentration.

Pace Analytical is TNI accredited. Contact your Pace PM for the current list of accredited analytes.

TNI - The NELAC Institute.

ANALYTE QUALIFIERS

M1	Matrix spike recovery exceeded QC limits. Batch accepted based on laboratory control sample (LCS) recovery.
N2	The lab does not hold NELAC/TNI accreditation for this parameter but other accreditations/certifications may apply. A complete list of accreditations/certifications is available upon request.

This report shall not be reproduced, except in full,
without the written consent of Pace Analytical Services, LLC.

Pace Analytical Services, LLC
9800 Kincey Ave. Suite 100
Huntersville, NC 28078
(704)875-9092

QUALITY CONTROL DATA CROSS REFERENCE TABLE

Project: 2020-LI-2448 INCIDENT
Pace Project No.: 92545590

Lab ID	Sample ID	QC Batch Method	QC Batch	Analytical Method	Analytical Batch
92545590001	**13800_HC_RD_20210622**	MADEP VPH	629772		
92545590001	**13800_HC_RD_20210622**	EPA 3010A	629888	EPA 6010D	629905
92545590001	**13800_HC_RD_20210622**	SM 6200B	628745		

This report shall not be reproduced, except in full,
without the written consent of Pace Analytical Services, LLC.

CHAIN-OF-CUSTODY Analytical Request Document

Pace Analytical®

Chain-of-Custody is a LEGAL DOCUMENT - Complete all relevent fields

LAB USE ONLY- Affix Workorder/Lc MTJL

WO# : 92545590

92545590

ALL SHADED AR

Company: Apex Companies	Billing Information:
Address:	
Report To: Andrew Street	Email To: Andrew.Street@apexcos.com
Copy To:	Site Collection Info/Address: 13800 Huntersville Concord Rd
Customer Project Name/Number: 2020-11-2448 Incident	State: NC County/City: Huntersville Time Zone Collected: [ ] PT [ ] MT [ ] CT [ ] ET
Phone: Email:	Site/Facility ID #: — Compliance Monitoring? [ ] Yes [ ] No
Collected By (print): Naomi Fretz	Purchase Order #: Quote #: — DW PWS ID #: DW Location Code:
Collected By (signature): Naomi Fretz	Turnaround Date Required: ASAP — Immediately Packed on Ice: [ ] Yes [ ] No
Sample Disposal: [ ] Dispose as appropriate [ ] Return [ ] Archive: _____ [ ] Hold: _____	Rush: [ ] Same Day [ ] Next Day [ ] 2 Day [ ] 3 Day [ ] 4 Day [ ] 5 Day (Expedite Charges Apply) — Field Filtered (if applicable): [ ] Yes [ ] No Analysis: _____

* Matrix Codes (Insert in Matrix box below): Drinking Water (DW), Ground Water (GW), Wastewater (WW), Product (P), Soil/Solid (SL), Oil (OL), Wipe (WP), Air (AR), Tissue (TS), Bioassay (B), Vapor (V), Other (OT)

Container Preservative Type **

** Preservative Types: (1) nitric acid, (2) sulfuric acid, (3) hydrochloric acid, (4) sodium hydroxide, (5) zinc acetate, (6) methanol, (7) sodium bisulfate, (8) sodium thiosulfate, (9) hexane, (A) ascorbic acid, (B) ammonium sulfate, (C) ammonium hydroxide, (D) TSP, (U) Unpreserved, (O) Other _____

Customer Sample ID	Matrix *	Comp / Grab	Collected (or Composite Start) Date	Collected (or Composite Start) Time	Composite End Date	Composite End Time	Res Cl	# of Ctns	Analyses: VOCs 6200B	MADEP VPH	Lead	Lab Profile/Line:
13800_HC_RD_20210622	DW	G	6-22-21	0750				8	X	X	X	92545590 001

Lab Sample Receipt Checklist:

Custody Seals Present/Intact	Y	N	NA
Custody Signatures Present	Y	N	NA
Collector Signature Present	Y	N	NA
Bottles Intact	Y	N	NA
Correct Bottles	Y	N	NA
Sufficient Volume	Y	N	NA
Samples Received on Ice	Y	N	NA
VOA - Headspace Acceptable	Y	N	NA
USDA Regulated Soils	Y	N	NA
Samples in Holding Time	Y	N	NA
Residual Chlorine Present	Y	N	NA
Cl Strips:			
Sample pH Acceptable	Y	N	NA
pH Strips: 223819AV			
Sulfide Present	Y	N	NA
Lead Acetate Strips:			

LAB USE ONLY:
Lab Sample # / Comments:

Customer Remarks / Special Conditions / Possible Hazards:

Type of Ice Used: Wet Blue Dry None

Packing Material Used: BB

Radchem sample(s) screened (<500 cpm): Y N NA

SHORT HOLDS PRESENT (<72 hours): Y N N/A

Lab Tracking #: 2560407

Samples received via: FEDEX UPS Client Courier Pace Courier

Lab Sample Temperature Info:
Temp Blank Received: Y N NA
Therm ID#: 921064
Cooler 1 Temp Upon Receipt: 5.1 oC
Cooler 1 Therm Corr. Factor: -.1 oC
Cooler 1 Corrected Temp: 5.0 oC
Comments:

Relinquished by/Company: (Signature)	Date/Time:	Received by/Company: (Signature)	Date/Time:
Naomi Fretz / Apex	6-22-21 1315	Pace Mobile Service	6-22-21 13:15
Relinquished by/Company: (Signature)	Date/Time:	Received by/Company: (Signature)	Date/Time:
Relinquished by/Company: (Signature)	Date/Time:	Received by/Company: (Signature)	Date/Time:

MTJL LAB USE ONLY
Table #:
Acctnum:
Template:
Prelogin:
PM:
PB:

Trip Blank Received: Y N NA
HCL MeOH TSP Other

Non Conformance(s): YES / NO

Page: _____ of: _____

***Check mark top half of box if pH and/or dechlorination is verified and within the acceptance range for preservation samples.**

Exceptions: VOA, Coliform, TOC, Oil and Grease, DRO/8015 (water) DOC, LLHg

****Bottom half of box is to list number of bottles**

Project # **WO# : 92545590**

PM: AMB Due Date: 06/29/21

CLIENT: 92-APEX MOOR

Item#	BP4U-125 mL Plastic Unpreserved (N/A) (Cl-)	BP3U-250 mL Plastic Unpreserved (N/A)	BP2U-500 mL Plastic Unpreserved (N/A)	BP1U-1 liter Plastic Unpreserved (N/A)	BP4S-125 mL Plastic H2SO4 (pH < 2) (Cl-)	BP3N-250 mL plastic HNO3 (pH < 2)	BP4Z-125 mL Plastic ZN Acetate & NaOH (>9)	BP4C-125 mL Plastic NaOH (pH > 12) (Cl-)	WGFU-Wide-mouthed Glass jar Unpreserved	AG1U-1 liter Amber Unpreserved (N/A) (Cl-)	AG1H-1 liter Amber HCl (pH < 2)	AG3U-250 mL Amber Unpreserved (N/A) (Cl-)	AG1S-1 liter Amber H2SO4 (pH < 2)	AG3S-250 mL Amber H2SO4 (pH < 2)	AG3A(DG3A)-250 mL Amber NH4Cl (N/A)(Cl-)	DG9H-40 mL VOA HCl (N/A)	VG9T-40 mL VOA Na2S2O3 (N/A)	VG9U-40 mL VOA Unp (N/A)	DG9P-40 mL VOA H3PO4 (N/A)	VOAK (6 vials per kit)-5035 kit (N/A)	V/GK (3 vials per kit)-VPH/Gas kit(N/A)	SP5T-125 mL Sterile Plastic (N/A – lab)	SP2T-250 mL Sterile Plastic (N/A – lab)		BP3A-250 mL Plastic (NH2)2SO4 (9.3-9.7)	AG0U-100 mL Amber Unpreserved vials (N/A)	VSGU-20 mL Scintillation vials (N/A)	DG9U-40 mL Amber Unpreserved vials (N/A)
1						✓										7													
2																													
3																													
4																													
5																													
6																													
7																													
8																													
9																													
10																													
11																													
12																													

pH Adjustment Log for Preserved Samples

Sample ID	Type of Preservative	pH upon receipt	Date preservation adjusted	Time preservation adjusted	Amount of Preservative added	Lot #

Note: Whenever there is a discrepancy affecting North Carolina compliance samples, a copy of this form will be sent to the North Carolina DEHNR Certification Office (i.e. Out of hold, incorrect preservative, out of temp, incorrect containers.

Pace Analytical Services, LLC
9800 Kincey Ave. Suite 100
Huntersville, NC 28078
(704)875-9092

June 29, 2021

Andrew Street
Apex Companies - NC
5900 Northwoods Business Pkwy
Suite 5900-0
Charlotte, NC 28269

RE: Project: 2020-LI-2448 INCIDENT
Pace Project No.: 92545591

Dear Andrew Street:

Enclosed are the analytical results for sample(s) received by the laboratory on June 22, 2021. The results relate only to the samples included in this report. Results reported herein conform to the applicable TNI/NELAC Standards and the laboratory's Quality Manual, where applicable, unless otherwise noted in the body of the report.

The test results provided in this final report were generated by each of the following laboratories within the Pace Network:

- Pace Analytical Services - Asheville
- Pace Analytical Services - Charlotte

If you have any questions concerning this report, please feel free to contact me.

Sincerely,

Angela M. Baioni

Angela Baioni
angela.baioni@pacelabs.com
(704)875-9092
Project Manager

Enclosures

cc: J Culbreath, Colonial Pipeline Company
Naomi Fretz, APEX Companies, LLC
Robert Hughes, Colonial Pipeline
Cameron Lee, Montrose-EPS
Jamie Moran, APEX Companies, LLC
Jeff Morrison, Colonial Pipeline Company
Tom Naumann, APEX Companies - NC
Joe Nicolette, Montrose-EPS
Christopher Schultz, Apex Companies
Matt Teixeira, Apex Companies, LLC
Michael Verdon, Colonial Pipeline Company
JM Wyatt, Colonial Pipeline Company

REPORT OF LABORATORY ANALYSIS

This report shall not be reproduced, except in full,
without the written consent of Pace Analytical Services, LLC.

Pace Analytical Services, LLC
9800 Kincey Ave. Suite 100
Huntersville, NC 28078
(704)875-9092

CERTIFICATIONS

Project: 2020-LI-2448 INCIDENT
Pace Project No.: 92545591

Pace Analytical Services Charlotte
9800 Kincey Ave. Ste 100, Huntersville, NC 28078
Louisiana/NELAP Certification # LA170028
North Carolina Drinking Water Certification #: 37706
North Carolina Field Services Certification #: 5342
North Carolina Wastewater Certification #: 12
South Carolina Certification #: 99006001
Florida/NELAP Certification #: E87627
Kentucky UST Certification #: 84
Virginia/VELAP Certification #: 460221

Pace Analytical Services Asheville
2225 Riverside Drive, Asheville, NC 28804
Florida/NELAP Certification #: E87648
North Carolina Drinking Water Certification #: 37712
North Carolina Wastewater Certification #: 40
South Carolina Certification #: 99030001
Virginia/VELAP Certification #: 460222

This report shall not be reproduced, except in full,
without the written consent of Pace Analytical Services, LLC.

Pace Analytical Services, LLC
9800 Kincey Ave. Suite 100
Huntersville, NC 28078
(704)875-9092

SAMPLE SUMMARY

Project: 2020-LI-2448 INCIDENT
Pace Project No.: 92545591

Lab ID	Sample ID	Matrix	Date Collected	Date Received
92545591001	**DUP-1**	Water	06/22/21 00:00	06/22/21 13:15
92545591002	**FB-1**	Water	06/22/21 00:00	06/22/21 13:15
92545591003	**TRIP BLANK**	Water	06/22/21 00:00	06/22/21 13:15

This report shall not be reproduced, except in full,
without the written consent of Pace Analytical Services, LLC.

Pace Analytical Services, LLC
9800 Kincey Ave. Suite 100
Huntersville, NC 28078
(704)875-9092

SAMPLE ANALYTE COUNT

Project: 2020-LI-2448 INCIDENT
Pace Project No.: 92545591

Lab ID	Sample ID	Method	Analysts	Analytes Reported	Laboratory
92545591001	**DUP-1**	MADEP VPH	MAD	6	PASI-C
		EPA 6010D	RDT	1	PASI-A
		SM 6200B	PM1	63	PASI-C
92545591002	**FB-1**	MADEP VPH	MAD	6	PASI-C
		EPA 6010D	RDT	1	PASI-A
		SM 6200B	PM1	63	PASI-C
92545591003	**TRIP BLANK**	SM 6200B	PM1	63	PASI-C

PASI-A = Pace Analytical Services - Asheville
PASI-C = Pace Analytical Services - Charlotte

This report shall not be reproduced, except in full,
without the written consent of Pace Analytical Services, LLC.

Pace Analytical Services, LLC
9800 Kincey Ave. Suite 100
Huntersville, NC 28078
(704)875-9092

ANALYTICAL RESULTS

Project: 2020-LI-2448 INCIDENT
Pace Project No.: 92545591

Sample: DUP-1 **Lab ID: 92545591001** Collected: 06/22/21 00:00 Received: 06/22/21 13:15 Matrix: Water

Parameters	Results	Units	Report Limit	MDL	DF	Prepared	Analyzed	CAS No.	Qual
VPH NC Water	Analytical Method: MADEP VPH Pace Analytical Services - Charlotte								
Total VPH (C5-C12)	ND	ug/L	50.0	50.0	1		06/25/21 17:42		N2
Aliphatic (C05-C08)	ND	ug/L	50.0	50.0	1		06/25/21 17:42		N2
Aliphatic(C09-C12) Adjusted	ND	ug/L	50.0	50.0	1		06/25/21 17:42		N2
Aromatic (C09-C10)	ND	ug/L	50.0	50.0	1		06/25/21 17:42		N2
Surrogates									
4-Bromofluorobenzene (FID) (S)	99	%	70-130		1		06/25/21 17:42	460-00-4	
4-Bromofluorobenzene (PID) (S)	99	%	70-130		1		06/25/21 17:42	460-00-4	
6010 MET ICP	Analytical Method: EPA 6010D Preparation Method: EPA 3010A Pace Analytical Services - Asheville								
Lead	ND	ug/L	5.0	4.5	1	06/28/21 13:50	06/29/21 04:28	7439-92-1	
6200B MSV	Analytical Method: SM 6200B Pace Analytical Services - Charlotte								
Benzene	ND	ug/L	0.50	0.34	1		06/23/21 01:19	71-43-2	
Bromobenzene	ND	ug/L	0.50	0.29	1		06/23/21 01:19	108-86-1	
Bromochloromethane	ND	ug/L	0.50	0.47	1		06/23/21 01:19	74-97-5	
Bromodichloromethane	ND	ug/L	0.50	0.31	1		06/23/21 01:19	75-27-4	
Bromoform	ND	ug/L	0.50	0.34	1		06/23/21 01:19	75-25-2	
Bromomethane	ND	ug/L	5.0	1.7	1		06/23/21 01:19	74-83-9	
n-Butylbenzene	ND	ug/L	0.50	0.49	1		06/23/21 01:19	104-51-8	
sec-Butylbenzene	ND	ug/L	0.50	0.40	1		06/23/21 01:19	135-98-8	
tert-Butylbenzene	ND	ug/L	0.50	0.32	1		06/23/21 01:19	98-06-6	
Carbon tetrachloride	ND	ug/L	0.50	0.33	1		06/23/21 01:19	56-23-5	
Chlorobenzene	ND	ug/L	0.50	0.28	1		06/23/21 01:19	108-90-7	
Chloroethane	ND	ug/L	1.0	0.65	1		06/23/21 01:19	75-00-3	
Chloroform	**0.90**	ug/L	0.50	0.35	1		06/23/21 01:19	67-66-3	
Chloromethane	ND	ug/L	1.0	0.54	1		06/23/21 01:19	74-87-3	
2-Chlorotoluene	ND	ug/L	0.50	0.32	1		06/23/21 01:19	95-49-8	
4-Chlorotoluene	ND	ug/L	0.50	0.32	1		06/23/21 01:19	106-43-4	
1,2-Dibromo-3-chloropropane	ND	ug/L	1.0	0.34	1		06/23/21 01:19	96-12-8	
Dibromochloromethane	ND	ug/L	0.50	0.36	1		06/23/21 01:19	124-48-1	
1,2-Dibromoethane (EDB)	ND	ug/L	0.50	0.27	1		06/23/21 01:19	106-93-4	
Dibromomethane	ND	ug/L	0.50	0.39	1		06/23/21 01:19	74-95-3	
1,2-Dichlorobenzene	ND	ug/L	0.50	0.34	1		06/23/21 01:19	95-50-1	
1,3-Dichlorobenzene	ND	ug/L	0.50	0.34	1		06/23/21 01:19	541-73-1	
1,4-Dichlorobenzene	ND	ug/L	0.50	0.33	1		06/23/21 01:19	106-46-7	
Dichlorodifluoromethane	ND	ug/L	0.50	0.35	1		06/23/21 01:19	75-71-8	
1,1-Dichloroethane	ND	ug/L	0.50	0.37	1		06/23/21 01:19	75-34-3	
1,2-Dichloroethane	ND	ug/L	0.50	0.32	1		06/23/21 01:19	107-06-2	
1,1-Dichloroethene	ND	ug/L	0.50	0.35	1		06/23/21 01:19	75-35-4	
cis-1,2-Dichloroethene	ND	ug/L	0.50	0.38	1		06/23/21 01:19	156-59-2	
trans-1,2-Dichloroethene	ND	ug/L	0.50	0.40	1		06/23/21 01:19	156-60-5	
1,2-Dichloropropane	ND	ug/L	0.50	0.36	1		06/23/21 01:19	78-87-5	
1,3-Dichloropropane	ND	ug/L	0.50	0.28	1		06/23/21 01:19	142-28-9	

REPORT OF LABORATORY ANALYSIS

This report shall not be reproduced, except in full,
without the written consent of Pace Analytical Services, LLC.

Pace Analytical Services, LLC
9800 Kincey Ave. Suite 100
Huntersville, NC 28078
(704)875-9092

ANALYTICAL RESULTS

Project: 2020-LI-2448 INCIDENT
Pace Project No.: 92545591

Sample: DUP-1 **Lab ID: 92545591001** Collected: 06/22/21 00:00 Received: 06/22/21 13:15 Matrix: Water

Parameters	Results	Units	Report Limit	MDL	DF	Prepared	Analyzed	CAS No.	Qual
6200B MSV	Analytical Method: SM 6200B Pace Analytical Services - Charlotte								
2,2-Dichloropropane	ND	ug/L	0.50	0.39	1		06/23/21 01:19	594-20-7	
1,1-Dichloropropene	ND	ug/L	0.50	0.43	1		06/23/21 01:19	563-58-6	
cis-1,3-Dichloropropene	ND	ug/L	0.50	0.36	1		06/23/21 01:19	10061-01-5	
trans-1,3-Dichloropropene	ND	ug/L	0.50	0.36	1		06/23/21 01:19	10061-02-6	
Diisopropyl ether	ND	ug/L	0.50	0.31	1		06/23/21 01:19	108-20-3	
Ethylbenzene	ND	ug/L	0.50	0.30	1		06/23/21 01:19	100-41-4	
Hexachloro-1,3-butadiene	ND	ug/L	2.0	1.5	1		06/23/21 01:19	87-68-3	
Isopropylbenzene (Cumene)	ND	ug/L	0.50	0.33	1		06/23/21 01:19	98-82-8	
Methylene Chloride	ND	ug/L	2.0	2.0	1		06/23/21 01:19	75-09-2	
Methyl-tert-butyl ether	ND	ug/L	0.50	0.42	1		06/23/21 01:19	1634-04-4	
Naphthalene	ND	ug/L	2.0	0.64	1		06/23/21 01:19	91-20-3	
n-Propylbenzene	ND	ug/L	0.50	0.34	1		06/23/21 01:19	103-65-1	
Styrene	ND	ug/L	0.50	0.29	1		06/23/21 01:19	100-42-5	
1,1,1,2-Tetrachloroethane	ND	ug/L	0.50	0.31	1		06/23/21 01:19	630-20-6	
1,1,2,2-Tetrachloroethane	ND	ug/L	0.50	0.22	1		06/23/21 01:19	79-34-5	
Tetrachloroethene	ND	ug/L	0.50	0.29	1		06/23/21 01:19	127-18-4	
Toluene	ND	ug/L	0.50	0.48	1		06/23/21 01:19	108-88-3	
1,2,3-Trichlorobenzene	ND	ug/L	2.0	0.81	1		06/23/21 01:19	87-61-6	
1,2,4-Trichlorobenzene	ND	ug/L	2.0	0.64	1		06/23/21 01:19	120-82-1	
1,1,1-Trichloroethane	ND	ug/L	0.50	0.33	1		06/23/21 01:19	71-55-6	
1,1,2-Trichloroethane	ND	ug/L	0.50	0.32	1		06/23/21 01:19	79-00-5	
Trichloroethene	ND	ug/L	0.50	0.38	1		06/23/21 01:19	79-01-6	
Trichlorofluoromethane	ND	ug/L	1.0	0.30	1		06/23/21 01:19	75-69-4	
1,2,3-Trichloropropane	ND	ug/L	0.50	0.26	1		06/23/21 01:19	96-18-4	
1,2,4-Trimethylbenzene	ND	ug/L	0.50	0.50	1		06/23/21 01:19	95-63-6	
1,3,5-Trimethylbenzene	ND	ug/L	0.50	0.33	1		06/23/21 01:19	108-67-8	
Vinyl chloride	ND	ug/L	1.0	0.39	1		06/23/21 01:19	75-01-4	
m&p-Xylene	ND	ug/L	1.0	0.71	1		06/23/21 01:19	179601-23-1	
o-Xylene	ND	ug/L	0.50	0.34	1		06/23/21 01:19	95-47-6	
Surrogates									
1,2-Dichloroethane-d4 (S)	94	%	70-130		1		06/23/21 01:19	17060-07-0	
4-Bromofluorobenzene (S)	101	%	70-130		1		06/23/21 01:19	460-00-4	
Toluene-d8 (S)	99	%	70-130		1		06/23/21 01:19	2037-26-5	

REPORT OF LABORATORY ANALYSIS

This report shall not be reproduced, except in full,
without the written consent of Pace Analytical Services, LLC.

Pace Analytical Services, LLC
9800 Kincey Ave. Suite 100
Huntersville, NC 28078
(704)875-9092

ANALYTICAL RESULTS

Project: 2020-LI-2448 INCIDENT
Pace Project No.: 92545591

Sample: FB-1 **Lab ID: 92545591002** Collected: 06/22/21 00:00 Received: 06/22/21 13:15 Matrix: Water

Parameters	Results	Units	Report Limit	MDL	DF	Prepared	Analyzed	CAS No.	Qual
VPH NC Water	Analytical Method: MADEP VPH Pace Analytical Services - Charlotte								
Total VPH (C5-C12)	ND	ug/L	50.0	50.0	1		06/25/21 18:11		N2
Aliphatic (C05-C08)	ND	ug/L	50.0	50.0	1		06/25/21 18:11		N2
Aliphatic(C09-C12) Adjusted	ND	ug/L	50.0	50.0	1		06/25/21 18:11		N2
Aromatic (C09-C10)	ND	ug/L	50.0	50.0	1		06/25/21 18:11		N2
Surrogates									
4-Bromofluorobenzene (FID) (S)	100	%	70-130		1		06/25/21 18:11	460-00-4	
4-Bromofluorobenzene (PID) (S)	101	%	70-130		1		06/25/21 18:11	460-00-4	
6010 MET ICP	Analytical Method: EPA 6010D Preparation Method: EPA 3010A Pace Analytical Services - Asheville								
Lead	ND	ug/L	5.0	4.5	1	06/28/21 13:50	06/29/21 04:41	7439-92-1	
6200B MSV	Analytical Method: SM 6200B Pace Analytical Services - Charlotte								
Benzene	ND	ug/L	0.50	0.34	1		06/23/21 00:25	71-43-2	
Bromobenzene	ND	ug/L	0.50	0.29	1		06/23/21 00:25	108-86-1	
Bromochloromethane	ND	ug/L	0.50	0.47	1		06/23/21 00:25	74-97-5	
Bromodichloromethane	ND	ug/L	0.50	0.31	1		06/23/21 00:25	75-27-4	
Bromoform	ND	ug/L	0.50	0.34	1		06/23/21 00:25	75-25-2	
Bromomethane	ND	ug/L	5.0	1.7	1		06/23/21 00:25	74-83-9	
n-Butylbenzene	ND	ug/L	0.50	0.49	1		06/23/21 00:25	104-51-8	
sec-Butylbenzene	ND	ug/L	0.50	0.40	1		06/23/21 00:25	135-98-8	
tert-Butylbenzene	ND	ug/L	0.50	0.32	1		06/23/21 00:25	98-06-6	
Carbon tetrachloride	ND	ug/L	0.50	0.33	1		06/23/21 00:25	56-23-5	
Chlorobenzene	ND	ug/L	0.50	0.28	1		06/23/21 00:25	108-90-7	
Chloroethane	ND	ug/L	1.0	0.65	1		06/23/21 00:25	75-00-3	
Chloroform	ND	ug/L	0.50	0.35	1		06/23/21 00:25	67-66-3	
Chloromethane	ND	ug/L	1.0	0.54	1		06/23/21 00:25	74-87-3	
2-Chlorotoluene	ND	ug/L	0.50	0.32	1		06/23/21 00:25	95-49-8	
4-Chlorotoluene	ND	ug/L	0.50	0.32	1		06/23/21 00:25	106-43-4	
1,2-Dibromo-3-chloropropane	ND	ug/L	1.0	0.34	1		06/23/21 00:25	96-12-8	
Dibromochloromethane	ND	ug/L	0.50	0.36	1		06/23/21 00:25	124-48-1	
1,2-Dibromoethane (EDB)	ND	ug/L	0.50	0.27	1		06/23/21 00:25	106-93-4	
Dibromomethane	ND	ug/L	0.50	0.39	1		06/23/21 00:25	74-95-3	
1,2-Dichlorobenzene	ND	ug/L	0.50	0.34	1		06/23/21 00:25	95-50-1	
1,3-Dichlorobenzene	ND	ug/L	0.50	0.34	1		06/23/21 00:25	541-73-1	
1,4-Dichlorobenzene	ND	ug/L	0.50	0.33	1		06/23/21 00:25	106-46-7	
Dichlorodifluoromethane	ND	ug/L	0.50	0.35	1		06/23/21 00:25	75-71-8	
1,1-Dichloroethane	ND	ug/L	0.50	0.37	1		06/23/21 00:25	75-34-3	
1,2-Dichloroethane	ND	ug/L	0.50	0.32	1		06/23/21 00:25	107-06-2	
1,1-Dichloroethene	ND	ug/L	0.50	0.35	1		06/23/21 00:25	75-35-4	
cis-1,2-Dichloroethene	ND	ug/L	0.50	0.38	1		06/23/21 00:25	156-59-2	
trans-1,2-Dichloroethene	ND	ug/L	0.50	0.40	1		06/23/21 00:25	156-60-5	
1,2-Dichloropropane	ND	ug/L	0.50	0.36	1		06/23/21 00:25	78-87-5	
1,3-Dichloropropane	ND	ug/L	0.50	0.28	1		06/23/21 00:25	142-28-9	

REPORT OF LABORATORY ANALYSIS

This report shall not be reproduced, except in full,
without the written consent of Pace Analytical Services, LLC.

Pace Analytical Services, LLC
9800 Kincey Ave. Suite 100
Huntersville, NC 28078
(704)875-9092

ANALYTICAL RESULTS

Project: 2020-LI-2448 INCIDENT
Pace Project No.: 92545591

Sample: FB-1 **Lab ID: 92545591002** Collected: 06/22/21 00:00 Received: 06/22/21 13:15 Matrix: Water

Parameters	Results	Units	Report Limit	MDL	DF	Prepared	Analyzed	CAS No.	Qual
6200B MSV	Analytical Method: SM 6200B Pace Analytical Services - Charlotte								
2,2-Dichloropropane	ND	ug/L	0.50	0.39	1		06/23/21 00:25	594-20-7	
1,1-Dichloropropene	ND	ug/L	0.50	0.43	1		06/23/21 00:25	563-58-6	
cis-1,3-Dichloropropene	ND	ug/L	0.50	0.36	1		06/23/21 00:25	10061-01-5	
trans-1,3-Dichloropropene	ND	ug/L	0.50	0.36	1		06/23/21 00:25	10061-02-6	
Diisopropyl ether	ND	ug/L	0.50	0.31	1		06/23/21 00:25	108-20-3	
Ethylbenzene	ND	ug/L	0.50	0.30	1		06/23/21 00:25	100-41-4	
Hexachloro-1,3-butadiene	ND	ug/L	2.0	1.5	1		06/23/21 00:25	87-68-3	
Isopropylbenzene (Cumene)	ND	ug/L	0.50	0.33	1		06/23/21 00:25	98-82-8	
Methylene Chloride	ND	ug/L	2.0	2.0	1		06/23/21 00:25	75-09-2	
Methyl-tert-butyl ether	ND	ug/L	0.50	0.42	1		06/23/21 00:25	1634-04-4	
Naphthalene	ND	ug/L	2.0	0.64	1		06/23/21 00:25	91-20-3	
n-Propylbenzene	ND	ug/L	0.50	0.34	1		06/23/21 00:25	103-65-1	
Styrene	ND	ug/L	0.50	0.29	1		06/23/21 00:25	100-42-5	
1,1,1,2-Tetrachloroethane	ND	ug/L	0.50	0.31	1		06/23/21 00:25	630-20-6	
1,1,2,2-Tetrachloroethane	ND	ug/L	0.50	0.22	1		06/23/21 00:25	79-34-5	
Tetrachloroethene	ND	ug/L	0.50	0.29	1		06/23/21 00:25	127-18-4	
Toluene	ND	ug/L	0.50	0.48	1		06/23/21 00:25	108-88-3	
1,2,3-Trichlorobenzene	ND	ug/L	2.0	0.81	1		06/23/21 00:25	87-61-6	
1,2,4-Trichlorobenzene	ND	ug/L	2.0	0.64	1		06/23/21 00:25	120-82-1	
1,1,1-Trichloroethane	ND	ug/L	0.50	0.33	1		06/23/21 00:25	71-55-6	
1,1,2-Trichloroethane	ND	ug/L	0.50	0.32	1		06/23/21 00:25	79-00-5	
Trichloroethene	ND	ug/L	0.50	0.38	1		06/23/21 00:25	79-01-6	
Trichlorofluoromethane	ND	ug/L	1.0	0.30	1		06/23/21 00:25	75-69-4	
1,2,3-Trichloropropane	ND	ug/L	0.50	0.26	1		06/23/21 00:25	96-18-4	
1,2,4-Trimethylbenzene	ND	ug/L	0.50	0.50	1		06/23/21 00:25	95-63-6	
1,3,5-Trimethylbenzene	ND	ug/L	0.50	0.33	1		06/23/21 00:25	108-67-8	
Vinyl chloride	ND	ug/L	1.0	0.39	1		06/23/21 00:25	75-01-4	
m&p-Xylene	ND	ug/L	1.0	0.71	1		06/23/21 00:25	179601-23-1	
o-Xylene	ND	ug/L	0.50	0.34	1		06/23/21 00:25	95-47-6	
Surrogates									
1,2-Dichloroethane-d4 (S)	95	%	70-130		1		06/23/21 00:25	17060-07-0	
4-Bromofluorobenzene (S)	101	%	70-130		1		06/23/21 00:25	460-00-4	
Toluene-d8 (S)	98	%	70-130		1		06/23/21 00:25	2037-26-5	

REPORT OF LABORATORY ANALYSIS

This report shall not be reproduced, except in full,
without the written consent of Pace Analytical Services, LLC.

Pace Analytical Services, LLC
9800 Kincey Ave. Suite 100
Huntersville, NC 28078
(704)875-9092

ANALYTICAL RESULTS

Project: 2020-LI-2448 INCIDENT
Pace Project No.: 92545591

Sample: TRIP BLANK **Lab ID: 92545591003** Collected: 06/22/21 00:00 Received: 06/22/21 13:15 Matrix: Water

Parameters	Results	Units	Report Limit	MDL	DF	Prepared	Analyzed	CAS No.	Qual
6200B MSV	Analytical Method: SM 6200B Pace Analytical Services - Charlotte								
Benzene	ND	ug/L	0.50	0.34	1		06/23/21 00:43	71-43-2	
Bromobenzene	ND	ug/L	0.50	0.29	1		06/23/21 00:43	108-86-1	
Bromochloromethane	ND	ug/L	0.50	0.47	1		06/23/21 00:43	74-97-5	
Bromodichloromethane	ND	ug/L	0.50	0.31	1		06/23/21 00:43	75-27-4	
Bromoform	ND	ug/L	0.50	0.34	1		06/23/21 00:43	75-25-2	
Bromomethane	ND	ug/L	5.0	1.7	1		06/23/21 00:43	74-83-9	
n-Butylbenzene	ND	ug/L	0.50	0.49	1		06/23/21 00:43	104-51-8	
sec-Butylbenzene	ND	ug/L	0.50	0.40	1		06/23/21 00:43	135-98-8	
tert-Butylbenzene	ND	ug/L	0.50	0.32	1		06/23/21 00:43	98-06-6	
Carbon tetrachloride	ND	ug/L	0.50	0.33	1		06/23/21 00:43	56-23-5	
Chlorobenzene	ND	ug/L	0.50	0.28	1		06/23/21 00:43	108-90-7	
Chloroethane	ND	ug/L	1.0	0.65	1		06/23/21 00:43	75-00-3	
Chloroform	ND	ug/L	0.50	0.35	1		06/23/21 00:43	67-66-3	
Chloromethane	ND	ug/L	1.0	0.54	1		06/23/21 00:43	74-87-3	
2-Chlorotoluene	ND	ug/L	0.50	0.32	1		06/23/21 00:43	95-49-8	
4-Chlorotoluene	ND	ug/L	0.50	0.32	1		06/23/21 00:43	106-43-4	
1,2-Dibromo-3-chloropropane	ND	ug/L	1.0	0.34	1		06/23/21 00:43	96-12-8	
Dibromochloromethane	ND	ug/L	0.50	0.36	1		06/23/21 00:43	124-48-1	
1,2-Dibromoethane (EDB)	ND	ug/L	0.50	0.27	1		06/23/21 00:43	106-93-4	
Dibromomethane	ND	ug/L	0.50	0.39	1		06/23/21 00:43	74-95-3	
1,2-Dichlorobenzene	ND	ug/L	0.50	0.34	1		06/23/21 00:43	95-50-1	
1,3-Dichlorobenzene	ND	ug/L	0.50	0.34	1		06/23/21 00:43	541-73-1	
1,4-Dichlorobenzene	ND	ug/L	0.50	0.33	1		06/23/21 00:43	106-46-7	
Dichlorodifluoromethane	ND	ug/L	0.50	0.35	1		06/23/21 00:43	75-71-8	
1,1-Dichloroethane	ND	ug/L	0.50	0.37	1		06/23/21 00:43	75-34-3	
1,2-Dichloroethane	ND	ug/L	0.50	0.32	1		06/23/21 00:43	107-06-2	
1,1-Dichloroethene	ND	ug/L	0.50	0.35	1		06/23/21 00:43	75-35-4	
cis-1,2-Dichloroethene	ND	ug/L	0.50	0.38	1		06/23/21 00:43	156-59-2	
trans-1,2-Dichloroethene	ND	ug/L	0.50	0.40	1		06/23/21 00:43	156-60-5	
1,2-Dichloropropane	ND	ug/L	0.50	0.36	1		06/23/21 00:43	78-87-5	
1,3-Dichloropropane	ND	ug/L	0.50	0.28	1		06/23/21 00:43	142-28-9	
2,2-Dichloropropane	ND	ug/L	0.50	0.39	1		06/23/21 00:43	594-20-7	
1,1-Dichloropropene	ND	ug/L	0.50	0.43	1		06/23/21 00:43	563-58-6	
cis-1,3-Dichloropropene	ND	ug/L	0.50	0.36	1		06/23/21 00:43	10061-01-5	
trans-1,3-Dichloropropene	ND	ug/L	0.50	0.36	1		06/23/21 00:43	10061-02-6	
Diisopropyl ether	ND	ug/L	0.50	0.31	1		06/23/21 00:43	108-20-3	
Ethylbenzene	ND	ug/L	0.50	0.30	1		06/23/21 00:43	100-41-4	
Hexachloro-1,3-butadiene	ND	ug/L	2.0	1.5	1		06/23/21 00:43	87-68-3	
Isopropylbenzene (Cumene)	ND	ug/L	0.50	0.33	1		06/23/21 00:43	98-82-8	
Methylene Chloride	ND	ug/L	2.0	2.0	1		06/23/21 00:43	75-09-2	
Methyl-tert-butyl ether	ND	ug/L	0.50	0.42	1		06/23/21 00:43	1634-04-4	
Naphthalene	ND	ug/L	2.0	0.64	1		06/23/21 00:43	91-20-3	
n-Propylbenzene	ND	ug/L	0.50	0.34	1		06/23/21 00:43	103-65-1	
Styrene	ND	ug/L	0.50	0.29	1		06/23/21 00:43	100-42-5	
1,1,1,2-Tetrachloroethane	ND	ug/L	0.50	0.31	1		06/23/21 00:43	630-20-6	

REPORT OF LABORATORY ANALYSIS

This report shall not be reproduced, except in full,
without the written consent of Pace Analytical Services, LLC.

Pace Analytical Services, LLC
9800 Kincey Ave. Suite 100
Huntersville, NC 28078
(704)875-9092

ANALYTICAL RESULTS

Project: 2020-LI-2448 INCIDENT
Pace Project No.: 92545591

Sample: TRIP BLANK **Lab ID: 92545591003** Collected: 06/22/21 00:00 Received: 06/22/21 13:15 Matrix: Water

Parameters	Results	Units	Report Limit	MDL	DF	Prepared	Analyzed	CAS No.	Qual
6200B MSV	Analytical Method: SM 6200B Pace Analytical Services - Charlotte								
1,1,2,2-Tetrachloroethane	ND	ug/L	0.50	0.22	1		06/23/21 00:43	79-34-5	
Tetrachloroethene	ND	ug/L	0.50	0.29	1		06/23/21 00:43	127-18-4	
Toluene	ND	ug/L	0.50	0.48	1		06/23/21 00:43	108-88-3	
1,2,3-Trichlorobenzene	ND	ug/L	2.0	0.81	1		06/23/21 00:43	87-61-6	
1,2,4-Trichlorobenzene	ND	ug/L	2.0	0.64	1		06/23/21 00:43	120-82-1	
1,1,1-Trichloroethane	ND	ug/L	0.50	0.33	1		06/23/21 00:43	71-55-6	
1,1,2-Trichloroethane	ND	ug/L	0.50	0.32	1		06/23/21 00:43	79-00-5	
Trichloroethene	ND	ug/L	0.50	0.38	1		06/23/21 00:43	79-01-6	
Trichlorofluoromethane	ND	ug/L	1.0	0.30	1		06/23/21 00:43	75-69-4	
1,2,3-Trichloropropane	ND	ug/L	0.50	0.26	1		06/23/21 00:43	96-18-4	
1,2,4-Trimethylbenzene	ND	ug/L	0.50	0.50	1		06/23/21 00:43	95-63-6	
1,3,5-Trimethylbenzene	ND	ug/L	0.50	0.33	1		06/23/21 00:43	108-67-8	
Vinyl chloride	ND	ug/L	1.0	0.39	1		06/23/21 00:43	75-01-4	
m&p-Xylene	ND	ug/L	1.0	0.71	1		06/23/21 00:43	179601-23-1	
o-Xylene	ND	ug/L	0.50	0.34	1		06/23/21 00:43	95-47-6	
Surrogates									
1,2-Dichloroethane-d4 (S)	95	%	70-130		1		06/23/21 00:43	17060-07-0	
4-Bromofluorobenzene (S)	100	%	70-130		1		06/23/21 00:43	460-00-4	
Toluene-d8 (S)	99	%	70-130		1		06/23/21 00:43	2037-26-5	

REPORT OF LABORATORY ANALYSIS

This report shall not be reproduced, except in full,
without the written consent of Pace Analytical Services, LLC.

Pace Analytical Services, LLC
9800 Kincey Ave. Suite 100
Huntersville, NC 28078
(704)875-9092

QUALITY CONTROL DATA

Project: 2020-LI-2448 INCIDENT
Pace Project No.: 92545591

QC Batch: 629772
QC Batch Method: MADEP VPH
Analysis Method: MADEP VPH
Analysis Description: VPH NC Water
Laboratory: Pace Analytical Services - Charlotte
Associated Lab Samples: 92545591001, 92545591002

METHOD BLANK: 3309711 Matrix: Water
Associated Lab Samples: 92545591001, 92545591002

Parameter	Units	Blank Result	Reporting Limit	MDL	Analyzed	Qualifiers
Aliphatic (C05-C08)	ug/L	ND	50.0	50.0	06/25/21 15:49	N2
Aromatic (C09-C10)	ug/L	ND	50.0	50.0	06/25/21 15:49	N2
4-Bromofluorobenzene (FID) (S)	%	105	70-130		06/25/21 15:49	
4-Bromofluorobenzene (PID) (S)	%	106	70-130		06/25/21 15:49	

LABORATORY CONTROL SAMPLE & LCSD: 3309712 3309713

Parameter	Units	Spike Conc.	LCS Result	LCSD Result	LCS % Rec	LCSD % Rec	% Rec Limits	RPD	Max RPD	Qualifiers
Aliphatic (C05-C08)	ug/L	300	256	256	85	85	70-130	0	25	N2
Aromatic (C09-C10)	ug/L	100	110	113	110	113	70-130	3	25	N2
4-Bromofluorobenzene (FID) (S)	%				103	106	70-130			
4-Bromofluorobenzene (PID) (S)	%				101	104	70-130			

Results presented on this page are in the units indicated by the "Units" column except where an alternate unit is presented to the right of the result.

REPORT OF LABORATORY ANALYSIS

This report shall not be reproduced, except in full,
without the written consent of Pace Analytical Services, LLC.

Pace Analytical Services, LLC
9800 Kincey Ave. Suite 100
Huntersville, NC 28078
(704)875-9092

QUALITY CONTROL DATA

Project: 2020-LI-2448 INCIDENT
Pace Project No.: 92545591

QC Batch: 629994
QC Batch Method: EPA 3010A
Analysis Method: EPA 6010D
Analysis Description: 6010 MET
Laboratory: Pace Analytical Services - Asheville
Associated Lab Samples: 92545591001, 92545591002

METHOD BLANK: 3310451 Matrix: Water
Associated Lab Samples: 92545591001, 92545591002

Parameter	Units	Blank Result	Reporting Limit	MDL	Analyzed	Qualifiers
Lead	ug/L	ND	5.0	4.5	06/29/21 04:16	

LABORATORY CONTROL SAMPLE: 3310452

Parameter	Units	Spike Conc.	LCS Result	LCS % Rec	% Rec Limits	Qualifiers
Lead	ug/L	500	458	92	80-120	

MATRIX SPIKE & MATRIX SPIKE DUPLICATE: 3310453 3310454

Parameter	Units	92545591001 Result	MS Spike Conc.	MSD Spike Conc.	MS Result	MSD Result	MS % Rec	MSD % Rec	% Rec Limits	RPD	Max RPD	Qual
Lead	ug/L	ND	500	500	479	455	95	90	75-125	5	20	

Results presented on this page are in the units indicated by the "Units" column except where an alternate unit is presented to the right of the result.

REPORT OF LABORATORY ANALYSIS

This report shall not be reproduced, except in full,
without the written consent of Pace Analytical Services, LLC.

Pace Analytical Services, LLC
9800 Kincey Ave. Suite 100
Huntersville, NC 28078
(704)875-9092

QUALITY CONTROL DATA

Project: 2020-LI-2448 INCIDENT
Pace Project No.: 92545591

QC Batch: 628745
QC Batch Method: SM 6200B
Analysis Method: SM 6200B
Analysis Description: 6200B MSV
Laboratory: Pace Analytical Services - Charlotte
Associated Lab Samples: 92545591001, 92545591002, 92545591003

METHOD BLANK: 3304821 Matrix: Water
Associated Lab Samples: 92545591001, 92545591002, 92545591003

Parameter	Units	Blank Result	Reporting Limit	MDL	Analyzed	Qualifiers
1,1,1,2-Tetrachloroethane	ug/L	ND	0.50	0.31	06/22/21 23:50	
1,1,1-Trichloroethane	ug/L	ND	0.50	0.33	06/22/21 23:50	
1,1,2,2-Tetrachloroethane	ug/L	ND	0.50	0.22	06/22/21 23:50	
1,1,2-Trichloroethane	ug/L	ND	0.50	0.32	06/22/21 23:50	
1,1-Dichloroethane	ug/L	ND	0.50	0.37	06/22/21 23:50	
1,1-Dichloroethene	ug/L	ND	0.50	0.35	06/22/21 23:50	
1,1-Dichloropropene	ug/L	ND	0.50	0.43	06/22/21 23:50	
1,2,3-Trichlorobenzene	ug/L	ND	2.0	0.81	06/22/21 23:50	
1,2,3-Trichloropropane	ug/L	ND	0.50	0.26	06/22/21 23:50	
1,2,4-Trichlorobenzene	ug/L	ND	2.0	0.64	06/22/21 23:50	
1,2,4-Trimethylbenzene	ug/L	ND	0.50	0.50	06/22/21 23:50	
1,2-Dibromo-3-chloropropane	ug/L	ND	1.0	0.34	06/22/21 23:50	
1,2-Dibromoethane (EDB)	ug/L	ND	0.50	0.27	06/22/21 23:50	
1,2-Dichlorobenzene	ug/L	ND	0.50	0.34	06/22/21 23:50	
1,2-Dichloroethane	ug/L	ND	0.50	0.32	06/22/21 23:50	
1,2-Dichloropropane	ug/L	ND	0.50	0.36	06/22/21 23:50	
1,3,5-Trimethylbenzene	ug/L	ND	0.50	0.33	06/22/21 23:50	
1,3-Dichlorobenzene	ug/L	ND	0.50	0.34	06/22/21 23:50	
1,3-Dichloropropane	ug/L	ND	0.50	0.28	06/22/21 23:50	
1,4-Dichlorobenzene	ug/L	ND	0.50	0.33	06/22/21 23:50	
2,2-Dichloropropane	ug/L	ND	0.50	0.39	06/22/21 23:50	
2-Chlorotoluene	ug/L	ND	0.50	0.32	06/22/21 23:50	
4-Chlorotoluene	ug/L	ND	0.50	0.32	06/22/21 23:50	
Benzene	ug/L	ND	0.50	0.34	06/22/21 23:50	
Bromobenzene	ug/L	ND	0.50	0.29	06/22/21 23:50	
Bromochloromethane	ug/L	ND	0.50	0.47	06/22/21 23:50	
Bromodichloromethane	ug/L	ND	0.50	0.31	06/22/21 23:50	
Bromoform	ug/L	ND	0.50	0.34	06/22/21 23:50	
Bromomethane	ug/L	ND	5.0	1.7	06/22/21 23:50	
Carbon tetrachloride	ug/L	ND	0.50	0.33	06/22/21 23:50	
Chlorobenzene	ug/L	ND	0.50	0.28	06/22/21 23:50	
Chloroethane	ug/L	ND	1.0	0.65	06/22/21 23:50	
Chloroform	ug/L	ND	0.50	0.35	06/22/21 23:50	
Chloromethane	ug/L	ND	1.0	0.54	06/22/21 23:50	
cis-1,2-Dichloroethene	ug/L	ND	0.50	0.38	06/22/21 23:50	
cis-1,3-Dichloropropene	ug/L	ND	0.50	0.36	06/22/21 23:50	
Dibromochloromethane	ug/L	ND	0.50	0.36	06/22/21 23:50	
Dibromomethane	ug/L	ND	0.50	0.39	06/22/21 23:50	
Dichlorodifluoromethane	ug/L	ND	0.50	0.35	06/22/21 23:50	
Diisopropyl ether	ug/L	ND	0.50	0.31	06/22/21 23:50	

Results presented on this page are in the units indicated by the "Units" column except where an alternate unit is presented to the right of the result.

REPORT OF LABORATORY ANALYSIS

This report shall not be reproduced, except in full,
without the written consent of Pace Analytical Services, LLC.

Pace Analytical Services, LLC
9800 Kincey Ave. Suite 100
Huntersville, NC 28078
(704)875-9092

QUALITY CONTROL DATA

Project: 2020-LI-2448 INCIDENT
Pace Project No.: 92545591

METHOD BLANK: 3304821 Matrix: Water
Associated Lab Samples: 92545591001, 92545591002, 92545591003

Parameter	Units	Blank Result	Reporting Limit	MDL	Analyzed	Qualifiers
Ethylbenzene	ug/L	ND	0.50	0.30	06/22/21 23:50	
Hexachloro-1,3-butadiene	ug/L	ND	2.0	1.5	06/22/21 23:50	
Isopropylbenzene (Cumene)	ug/L	ND	0.50	0.33	06/22/21 23:50	
m&p-Xylene	ug/L	ND	1.0	0.71	06/22/21 23:50	
Methyl-tert-butyl ether	ug/L	ND	0.50	0.42	06/22/21 23:50	
Methylene Chloride	ug/L	ND	2.0	2.0	06/22/21 23:50	
n-Butylbenzene	ug/L	ND	0.50	0.49	06/22/21 23:50	
n-Propylbenzene	ug/L	ND	0.50	0.34	06/22/21 23:50	
Naphthalene	ug/L	ND	2.0	0.64	06/22/21 23:50	
o-Xylene	ug/L	ND	0.50	0.34	06/22/21 23:50	
sec-Butylbenzene	ug/L	ND	0.50	0.40	06/22/21 23:50	
Styrene	ug/L	ND	0.50	0.29	06/22/21 23:50	
tert-Butylbenzene	ug/L	ND	0.50	0.32	06/22/21 23:50	
Tetrachloroethene	ug/L	ND	0.50	0.29	06/22/21 23:50	
Toluene	ug/L	ND	0.50	0.48	06/22/21 23:50	
trans-1,2-Dichloroethene	ug/L	ND	0.50	0.40	06/22/21 23:50	
trans-1,3-Dichloropropene	ug/L	ND	0.50	0.36	06/22/21 23:50	
Trichloroethene	ug/L	ND	0.50	0.38	06/22/21 23:50	
Trichlorofluoromethane	ug/L	ND	1.0	0.30	06/22/21 23:50	
Vinyl chloride	ug/L	ND	1.0	0.39	06/22/21 23:50	
1,2-Dichloroethane-d4 (S)	%	94	70-130		06/22/21 23:50	
4-Bromofluorobenzene (S)	%	101	70-130		06/22/21 23:50	
Toluene-d8 (S)	%	99	70-130		06/22/21 23:50	

LABORATORY CONTROL SAMPLE: 3304822

Parameter	Units	Spike Conc.	LCS Result	LCS % Rec	% Rec Limits	Qualifiers
1,1,1,2-Tetrachloroethane	ug/L	50	56.2	112	60-140	
1,1,1-Trichloroethane	ug/L	50	51.8	104	60-140	
1,1,2,2-Tetrachloroethane	ug/L	50	52.5	105	60-140	
1,1,2-Trichloroethane	ug/L	50	51.4	103	60-140	
1,1-Dichloroethane	ug/L	50	52.0	104	60-140	
1,1-Dichloroethene	ug/L	50	50.3	101	60-140	
1,1-Dichloropropene	ug/L	50	52.6	105	60-140	
1,2,3-Trichlorobenzene	ug/L	50	54.7	109	60-140	
1,2,3-Trichloropropane	ug/L	50	50.8	102	60-140	
1,2,4-Trichlorobenzene	ug/L	50	53.2	106	60-140	
1,2,4-Trimethylbenzene	ug/L	50	54.1	108	60-140	
1,2-Dibromo-3-chloropropane	ug/L	50	55.8	112	60-140	
1,2-Dibromoethane (EDB)	ug/L	50	55.2	110	60-140	
1,2-Dichlorobenzene	ug/L	50	52.9	106	60-140	
1,2-Dichloroethane	ug/L	50	43.9	88	60-140	
1,2-Dichloropropane	ug/L	50	50.7	101	60-140	
1,3,5-Trimethylbenzene	ug/L	50	52.8	106	60-140	

Results presented on this page are in the units indicated by the "Units" column except where an alternate unit is presented to the right of the result.

REPORT OF LABORATORY ANALYSIS

This report shall not be reproduced, except in full,
without the written consent of Pace Analytical Services, LLC.

Pace Analytical Services, LLC
9800 Kincey Ave. Suite 100
Huntersville, NC 28078
(704)875-9092

QUALITY CONTROL DATA

Project: 2020-LI-2448 INCIDENT
Pace Project No.: 92545591

LABORATORY CONTROL SAMPLE: 3304822

Parameter	Units	Spike Conc.	LCS Result	LCS % Rec	% Rec Limits	Qualifiers
1,3-Dichlorobenzene	ug/L	50	52.2	104	60-140	
1,3-Dichloropropane	ug/L	50	53.4	107	60-140	
1,4-Dichlorobenzene	ug/L	50	53.5	107	60-140	
2,2-Dichloropropane	ug/L	50	52.6	105	60-140	
2-Chlorotoluene	ug/L	50	53.3	107	60-140	
4-Chlorotoluene	ug/L	50	52.0	104	60-140	
Benzene	ug/L	50	50.3	101	60-140	
Bromobenzene	ug/L	50	54.0	108	60-140	
Bromochloromethane	ug/L	50	53.0	106	60-140	
Bromodichloromethane	ug/L	50	52.1	104	60-140	
Bromoform	ug/L	50	55.3	111	60-140	
Bromomethane	ug/L	50	59.5	119	60-140	
Carbon tetrachloride	ug/L	50	49.7	99	60-140	
Chlorobenzene	ug/L	50	52.1	104	60-140	
Chloroethane	ug/L	50	52.6	105	60-140	
Chloroform	ug/L	50	50.6	101	60-140	
Chloromethane	ug/L	50	45.7	91	60-140	
cis-1,2-Dichloroethene	ug/L	50	50.1	100	60-140	
cis-1,3-Dichloropropene	ug/L	50	53.5	107	60-140	
Dibromochloromethane	ug/L	50	56.6	113	60-140	
Dibromomethane	ug/L	50	50.6	101	60-140	
Dichlorodifluoromethane	ug/L	50	40.4	81	60-140	
Diisopropyl ether	ug/L	50	48.4	97	60-140	
Ethylbenzene	ug/L	50	52.4	105	60-140	
Hexachloro-1,3-butadiene	ug/L	50	49.1	98	60-140	
Isopropylbenzene (Cumene)	ug/L	50	54.3	109	60-140	
m&p-Xylene	ug/L	100	105	105	60-140	
Methyl-tert-butyl ether	ug/L	50	51.0	102	60-140	
Methylene Chloride	ug/L	50	51.8	104	60-140	
n-Butylbenzene	ug/L	50	52.7	105	60-140	
n-Propylbenzene	ug/L	50	53.1	106	60-140	
Naphthalene	ug/L	50	53.0	106	60-140	
o-Xylene	ug/L	50	53.3	107	60-140	
sec-Butylbenzene	ug/L	50	51.5	103	60-140	
Styrene	ug/L	50	55.5	111	60-140	
tert-Butylbenzene	ug/L	50	44.0	88	60-140	
Tetrachloroethene	ug/L	50	50.4	101	60-140	
Toluene	ug/L	50	49.7	99	60-140	
trans-1,2-Dichloroethene	ug/L	50	52.2	104	60-140	
trans-1,3-Dichloropropene	ug/L	50	53.8	108	60-140	
Trichloroethene	ug/L	50	51.0	102	60-140	
Trichlorofluoromethane	ug/L	50	42.2	84	60-140	
Vinyl chloride	ug/L	50	45.9	92	60-140	
1,2-Dichloroethane-d4 (S)	%			93	70-130	
4-Bromofluorobenzene (S)	%			101	70-130	
Toluene-d8 (S)	%			97	70-130	

Results presented on this page are in the units indicated by the "Units" column except where an alternate unit is presented to the right of the result.

REPORT OF LABORATORY ANALYSIS

This report shall not be reproduced, except in full,
without the written consent of Pace Analytical Services, LLC.

Pace Analytical Services, LLC
9800 Kincey Ave. Suite 100
Huntersville, NC 28078
(704)875-9092

QUALITY CONTROL DATA

Project: 2020-LI-2448 INCIDENT
Pace Project No.: 92545591

MATRIX SPIKE & MATRIX SPIKE DUPLICATE: 3304823 3304824

Parameter	Units	92544752003 Result	MS Spike Conc.	MSD Spike Conc.	MS Result	MSD Result	MS % Rec	MSD % Rec	% Rec Limits	RPD	Max RPD	Qual
1,1,1,2-Tetrachloroethane	ug/L	ND	500	500	560	556	112	111	60-140	1	30	
1,1,1-Trichloroethane	ug/L	ND	500	500	552	534	110	107	60-140	3	30	
1,1,2,2-Tetrachloroethane	ug/L	ND	500	500	531	520	106	104	60-140	2	30	
1,1,2-Trichloroethane	ug/L	ND	500	500	529	504	106	101	60-140	5	30	
1,1-Dichloroethane	ug/L	ND	500	500	555	532	111	106	60-140	4	30	
1,1-Dichloroethene	ug/L	ND	500	500	565	542	113	108	60-140	4	30	
1,1-Dichloropropene	ug/L	ND	500	500	573	557	115	111	60-140	3	30	
1,2,3-Trichlorobenzene	ug/L	ND	500	500	506	517	101	103	60-140	2	30	
1,2,3-Trichloropropane	ug/L	ND	500	500	527	519	105	104	60-140	2	30	
1,2,4-Trichlorobenzene	ug/L	ND	500	500	496	522	99	104	60-140	5	30	
1,2,4-Trimethylbenzene	ug/L	1600	500	500	2240	2280	129	135	60-140	1	30	
1,2-Dibromo-3-chloropropane	ug/L	ND	500	500	502	515	100	103	60-140	3	30	
1,2-Dibromoethane (EDB)	ug/L	ND	500	500	554	521	111	104	60-140	6	30	
1,2-Dichlorobenzene	ug/L	ND	500	500	548	523	110	105	60-140	5	30	
1,2-Dichloroethane	ug/L	103	500	500	566	541	93	88	60-140	5	30	
1,2-Dichloropropane	ug/L	ND	500	500	538	520	108	104	60-140	4	30	
1,3,5-Trimethylbenzene	ug/L	502	500	500	1100	1100	119	119	60-140	0	30	
1,3-Dichlorobenzene	ug/L	ND	500	500	531	527	106	105	60-140	1	30	
1,3-Dichloropropane	ug/L	ND	500	500	547	526	109	105	60-140	4	30	
1,4-Dichlorobenzene	ug/L	ND	500	500	549	542	110	108	60-140	1	30	
2,2-Dichloropropane	ug/L	ND	500	500	453	441	91	88	60-140	3	30	
2-Chlorotoluene	ug/L	ND	500	500	572	561	114	112	60-140	2	30	
4-Chlorotoluene	ug/L	ND	500	500	549	536	110	107	60-140	2	30	
Benzene	ug/L	4110	500	500	4610	4660	101	111	60-140	1	30	
Bromobenzene	ug/L	ND	500	500	569	541	114	108	60-140	5	30	
Bromochloromethane	ug/L	ND	500	500	521	511	104	102	60-140	2	30	
Bromodichloromethane	ug/L	ND	500	500	543	527	109	105	60-140	3	30	
Bromoform	ug/L	ND	500	500	514	500	103	100	60-140	3	30	
Bromomethane	ug/L	ND	500	500	650	611	130	122	60-140	6	30	
Carbon tetrachloride	ug/L	ND	500	500	562	559	112	112	60-140	1	30	
Chlorobenzene	ug/L	ND	500	500	562	528	112	106	60-140	6	30	
Chloroethane	ug/L	ND	500	500	577	559	115	112	60-140	3	30	
Chloroform	ug/L	ND	500	500	542	504	108	101	60-140	7	30	
Chloromethane	ug/L	ND	500	500	537	543	107	109	60-140	1	30	
cis-1,2-Dichloroethene	ug/L	ND	500	500	530	518	106	104	60-140	2	30	
cis-1,3-Dichloropropene	ug/L	ND	500	500	511	502	102	100	60-140	2	30	
Dibromochloromethane	ug/L	ND	500	500	538	526	108	105	60-140	2	30	
Dibromomethane	ug/L	ND	500	500	497	502	99	100	60-140	1	30	
Dichlorodifluoromethane	ug/L	ND	500	500	445	433	89	87	60-140	3	30	
Diisopropyl ether	ug/L	ND	500	500	507	486	101	97	60-140	4	30	
Ethylbenzene	ug/L	1270	500	500	1840	1810	114	107	60-140	2	30	
Hexachloro-1,3-butadiene	ug/L	ND	500	500	476	499	95	100	60-140	5	30	
Isopropylbenzene (Cumene)	ug/L	47.4	500	500	628	607	116	112	60-140	3	30	
m&p-Xylene	ug/L	4390	1000	1000	5480	5400	108	101	60-140	1	30	

Results presented on this page are in the units indicated by the "Units" column except where an alternate unit is presented to the right of the result.

REPORT OF LABORATORY ANALYSIS

This report shall not be reproduced, except in full,
without the written consent of Pace Analytical Services, LLC.

Pace Analytical Services, LLC
9800 Kincey Ave. Suite 100
Huntersville, NC 28078
(704)875-9092

QUALITY CONTROL DATA

Project: 2020-LI-2448 INCIDENT
Pace Project No.: 92545591

MATRIX SPIKE & MATRIX SPIKE DUPLICATE: 3304823 3304824

Parameter	Units	92544752003 Result	MS Spike Conc.	MSD Spike Conc.	MS Result	MSD Result	MS % Rec	MSD % Rec	% Rec Limits	RPD	Max RPD	Qual
Methyl-tert-butyl ether	ug/L	256	500	500	771	755	103	100	60-140	2	30	
Methylene Chloride	ug/L	ND	500	500	566	538	113	108	60-140	5	30	
n-Butylbenzene	ug/L	ND	500	500	579	589	114	116	60-140	2	30	
n-Propylbenzene	ug/L	ND	500	500	707	695	141	139	60-140	2	30	M1
Naphthalene	ug/L	441	500	500	972	996	106	111	60-140	2	30	
o-Xylene	ug/L	1250	500	500	1790	1780	108	106	60-140	0	30	
sec-Butylbenzene	ug/L	ND	500	500	562	551	112	110	60-140	2	30	
Styrene	ug/L	ND	500	500	586	555	115	109	60-140	5	30	
tert-Butylbenzene	ug/L	ND	500	500	480	466	96	93	60-140	3	30	
Tetrachloroethene	ug/L	ND	500	500	561	545	112	109	60-140	3	30	
Toluene	ug/L	1100	500	500	1650	1680	110	115	60-140	2	30	
trans-1,2-Dichloroethene	ug/L	ND	500	500	559	537	112	107	60-140	4	30	
trans-1,3-Dichloropropene	ug/L	ND	500	500	509	491	102	98	60-140	4	30	
Trichloroethene	ug/L	ND	500	500	548	537	110	107	60-140	2	30	
Trichlorofluoromethane	ug/L	ND	500	500	472	461	94	92	60-140	2	30	
Vinyl chloride	ug/L	ND	500	500	494	484	99	97	60-140	2	30	
1,2-Dichloroethane-d4 (S)	%						93	92	70-130			
4-Bromofluorobenzene (S)	%						99	97	70-130			
Toluene-d8 (S)	%						98	98	70-130			

Results presented on this page are in the units indicated by the "Units" column except where an alternate unit is presented to the right of the result.

REPORT OF LABORATORY ANALYSIS

This report shall not be reproduced, except in full,
without the written consent of Pace Analytical Services, LLC.

Pace Analytical Services, LLC
9800 Kincey Ave. Suite 100
Huntersville, NC 28078
(704)875-9092

QUALIFIERS

Project: 2020-LI-2448 INCIDENT
Pace Project No.: 92545591

DEFINITIONS

DF - Dilution Factor, if reported, represents the factor applied to the reported data due to dilution of the sample aliquot.

ND - Not Detected at or above adjusted reporting limit.

TNTC - Too Numerous To Count

J - Estimated concentration above the adjusted method detection limit and below the adjusted reporting limit.

MDL - Adjusted Method Detection Limit.

PQL - Practical Quantitation Limit.

RL - Reporting Limit - The lowest concentration value that meets project requirements for quantitative data with known precision and bias for a specific analyte in a specific matrix.

S - Surrogate

1,2-Diphenylhydrazine decomposes to and cannot be separated from Azobenzene using Method 8270. The result for each analyte is a combined concentration.

Consistent with EPA guidelines, unrounded data are displayed and have been used to calculate % recovery and RPD values.

LCS(D) - Laboratory Control Sample (Duplicate)

MS(D) - Matrix Spike (Duplicate)

DUP - Sample Duplicate

RPD - Relative Percent Difference

NC - Not Calculable.

SG - Silica Gel - Clean-Up

U - Indicates the compound was analyzed for, but not detected.

Acid preservation may not be appropriate for 2 Chloroethylvinyl ether.

A separate vial preserved to a pH of 4-5 is recommended in SW846 Chapter 4 for the analysis of Acrolein and Acrylonitrile by EPA Method 8260.

N-Nitrosodiphenylamine decomposes and cannot be separated from Diphenylamine using Method 8270. The result reported for each analyte is a combined concentration.

Pace Analytical is TNI accredited. Contact your Pace PM for the current list of accredited analytes.

TNI - The NELAC Institute.

ANALYTE QUALIFIERS

M1	Matrix spike recovery exceeded QC limits. Batch accepted based on laboratory control sample (LCS) recovery.
N2	The lab does not hold NELAC/TNI accreditation for this parameter but other accreditations/certifications may apply. A complete list of accreditations/certifications is available upon request.

This report shall not be reproduced, except in full,
without the written consent of Pace Analytical Services, LLC.

Pace Analytical Services, LLC
9800 Kincey Ave. Suite 100
Huntersville, NC 28078
(704)875-9092

QUALITY CONTROL DATA CROSS REFERENCE TABLE

Project: 2020-LI-2448 INCIDENT
Pace Project No.: 92545591

Lab ID	Sample ID	QC Batch Method	QC Batch	Analytical Method	Analytical Batch
92545591001	**DUP-1**	MADEP VPH	629772		
92545591002	**FB-1**	MADEP VPH	629772		
92545591001	**DUP-1**	EPA 3010A	629994	EPA 6010D	630134
92545591002	**FB-1**	EPA 3010A	629994	EPA 6010D	630134
92545591001	**DUP-1**	SM 6200B	628745		
92545591002	**FB-1**	SM 6200B	628745		
92545591003	**TRIP BLANK**	SM 6200B	628745		

This report shall not be reproduced, except in full,
without the written consent of Pace Analytical Services, LLC.

CHAIN-OF-CUSTODY Analytical Request Document

Pace Analytical

Chain-of-Custody is a LEGAL DOCUMENT - Complete all relevent fields

LAB USE ONLY- Affix Workorder/Login Label Here or List Pace Workorder Number

MT

WO# : 92545591

92545591

ALL SHADED A

Company: Apex Companies	Billing Information:
Address:	
Report To: Andrew Street	Email To: Andrew.Street@apexcos.com
Copy To:	Site Collection Info/Address:
Customer Project Name/Number: 2020-4-2448 Incident	State: NC County/City: Huntersville Time Zone Collected: [ ] PT [ ] MT [ ] CT [ ] ET
Phone: Email:	Site/Facility ID #: — Compliance Monitoring? [ ] Yes [ ] No
Collected By (print): Naomi Fretz	Purchase Order #: Quote #: — DW PWS ID #: DW Location Code:
Collected By (signature): Naomi Fretz	Turnaround Date Required: ASAP — Immediately Packed on Ice: [ ] Yes [ ] No
Sample Disposal: [ ] Dispose as appropriate [ ] Return [ ] Archive: _____ [ ] Hold: _____	Rush: [ ] Same Day [ ] Next Day [ ] 2 Day [ ] 3 Day [ ] 4 Day [ ] 5 Day (Expedite Charges Apply) — Field Filtered (if applicable): [ ] Yes [ ] No Analysis: _____

* Matrix Codes (Insert in Matrix box below): Drinking Water (DW), Ground Water (GW), Wastewater (WW), Product (P), Soil/Solid (SL), Oil (OL), Wipe (WP), Air (AR), Tissue (TS), Bioassay (B), Vapor (V), Other (OT)

** Preservative Types: (1) nitric acid, (2) sulfuric acid, (3) hydrochloric acid, (4) sodium hydroxide, (5) zinc acetate, (6) methanol, (7) sodium bisulfate, (8) sodium thiosulfate, (9) hexane, (A) ascorbic acid, (B) ammonium sulfate, (C) ammonium hydroxide, (D) TSP, (U) Unpreserved, (O) Other _____

Customer Sample ID	Matrix *	Comp / Grab	Collected (or Composite Start) Date	Collected (or Composite Start) Time	Composite End Date	Composite End Time	Res Cl	# of Ctns	Container Preservative Type **	Analyses: VOCs 6200B	Analyses: MADEP VPH	Analyses: Lead	Lab Profile/Line
Dup-1	DW	G	6-22-21	-				8		X	X	X	001
FB-1	OT	G	↓	-				8		X	X	X	002
Trip Blank	OT	-		-				2		X			003

Lab Sample Receipt Checklist:

Custody Seals Present/Intact	Y	N	NA
Custody Signatures Present	Y	N	NA
Collector Signature Present	Y	N	NA
Bottles Intact	Y	N	NA
Correct Bottles	Y	N	NA
Sufficient Volume	Y	N	NA
Samples Received on Ice	Y	N	NA
VOA - Headspace Acceptable	Y	N	NA
USDA Regulated Soils	Y	N	NA
Samples in Holding Time	Y	N	NA
Residual Chlorine Present	Y	N	NA
Cl Strips:			
Sample pH Acceptable	Y	N	NA
pH Strips: 2238 19 AV			
Sulfide Present	Y	N	NA
Lead Acetate Strips:			

LAB USE ONLY:
Lab Sample # / Comments:

92545591

Customer Remarks / Special Conditions / Possible Hazards:

Type of Ice Used: (Wet) Blue Dry None

Packing Material Used: BB

Radchem sample(s) screened (<500 cpm): Y N (NA)

SHORT HOLDS PRESENT (<72 hours): Y (N) N/A

Lab Tracking #: 2560412

Samples received via: FEDEX UPS (Client) Courier Pace Courier

Lab Sample Temperature Info:
Temp Blank Received: Y (N) NA
Therm ID#: 97064
Cooler 1 Temp Upon Receipt: _____oC
Cooler 1 Therm Corr. Factor: _____oC
Cooler 1 Corrected Temp: _____oC
Comments:

Relinquished by/Company: (Signature)	Date/Time:	Received by/Company: (Signature)	Date/Time:
Naomi Fretz / Apex	6-22-21 1315	Pace Matthew Sparks	6-22-21 13:15
Relinquished by/Company: (Signature)	Date/Time:	Received by/Company: (Signature)	Date/Time:
Relinquished by/Company: (Signature)	Date/Time:	Received by/Company: (Signature)	Date/Time:

MTJL LAB USE ONLY
Table #:
Acctnum:
Template:
Prelogin:
PM:
PB:

Trip Blank Received: Y (N) NA
HCL MeOH TSP Other

Non Conformance(s): YES (NO)

Page: _____ of: _____

***Check mark top half of box if pH and/or dechlorination is verified and within the acceptance range for preservation samples.**

Exceptions: VOA, Coliform, TOC, Oil and Grease, DRO/8015 (water) DOC, LLHg

****Bottom half of box is to list number of bottles**

Project # **WO# : 92545591**

PM: AMB Due Date: 06/29/21

CLIENT: 92-APEX MOOR

Item#	BP4U-125 mL Plastic Unpreserved (N/A) (Cl-)	BP3U-250 mL Plastic Unpreserved (N/A)	BP2U-500 mL Plastic Unpreserved (N/A)	BP1U-1 liter Plastic Unpreserved (N/A)	BP4S-125 mL Plastic H2SO4 (pH < 2) (Cl-)	BP3N-250 mL plastic HNO3 (pH < 2)	BP4Z-125 mL Plastic ZN Acetate & NaOH (>9)	BP4C-125 mL Plastic NaOH (pH > 12) (Cl-)	WGFU-Wide-mouthed Glass jar Unpreserved	AG1U-1 liter Amber Unpreserved (N/A) (Cl-)	AG1H-1 liter Amber HCl (pH < 2)	AG3U-250 mL Amber Unpreserved (N/A) (Cl-)	AG1S-1 liter Amber H2SO4 (pH < 2)	AG3S-250 mL Amber H2SO4 (pH < 2)	AG3A(DG3A)-250 mL Amber NH4Cl (N/A)(Cl-)	DG9H-40 mL VOA HCl (N/A)	VG9T-40 mL VOA Na2S2O3 (N/A)	VG9U-40 mL VOA Unp (N/A)	DG9P-40 mL VOA H3PO4 (N/A)	VOAK (6 vials per kit)-5035 kit (N/A)	V/GK (3 vials per kit)-VPH/Gas kit (N/A)	SP5T-125 mL Sterile Plastic (N/A – lab)	SP2T-250 mL Sterile Plastic (N/A – lab)		BP3A-250 mL Plastic (NH2)2SO4 (9.3-9.7)	AG0U-100 mL Amber Unpreserved vials (N/A)	VSGU-20 mL Scintillation vials (N/A)	DG9U-40 mL Amber Unpreserved vials (N/A)
1						1 ✓										7													
2						1 ✓										7													
3																2													
4																													
5																													
6																													
7																													
8																													
9																													
10																													
11																													
12																													

pH Adjustment Log for Preserved Samples

Sample ID	Type of Preservative	pH upon receipt	Date preservation adjusted	Time preservation adjusted	Amount of Preservative added	Lot #

Note: Whenever there is a discrepancy affecting North Carolina compliance samples, a copy of this form will be sent to the North Carolina DEHNR Certification Office (i.e. Out of hold, incorrect preservative, out of temp, incorrect containers.

Pace Analytical Services, LLC
9800 Kincey Ave. Suite 100
Huntersville, NC 28078
(704)875-9092

June 29, 2021

Andrew Street
Apex Companies - NC
5900 Northwoods Business Pkwy
Suite 5900-0
Charlotte, NC 28269

RE: Project: 2020-LI-2448 INCIDENT
Pace Project No.: 92545592

Dear Andrew Street:

Enclosed are the analytical results for sample(s) received by the laboratory on June 22, 2021. The results relate only to the samples included in this report. Results reported herein conform to the applicable TNI/NELAC Standards and the laboratory's Quality Manual, where applicable, unless otherwise noted in the body of the report.

The test results provided in this final report were generated by each of the following laboratories within the Pace Network:

- Pace Analytical Services - Asheville
- Pace Analytical Services - Charlotte

If you have any questions concerning this report, please feel free to contact me.

Sincerely,

Angela M. Baioni

Angela Baioni
angela.baioni@pacelabs.com
(704)875-9092
Project Manager

Enclosures

cc: J Culbreath, Colonial Pipeline Company
Naomi Fretz, APEX Companies, LLC
Robert Hughes, Colonial Pipeline
Cameron Lee, Montrose-EPS
Jamie Moran, APEX Companies, LLC
Jeff Morrison, Colonial Pipeline Company
Tom Naumann, APEX Companies - NC
Joe Nicolette, Montrose-EPS
Christopher Schultz, Apex Companies
Matt Teixeira, Apex Companies, LLC
Michael Verdon, Colonial Pipeline Company
JM Wyatt, Colonial Pipeline Company

REPORT OF LABORATORY ANALYSIS

This report shall not be reproduced, except in full,
without the written consent of Pace Analytical Services, LLC.

Pace Analytical Services, LLC
9800 Kincey Ave. Suite 100
Huntersville, NC 28078
(704)875-9092

CERTIFICATIONS

Project: 2020-LI-2448 INCIDENT
Pace Project No.: 92545592

Pace Analytical Services Charlotte
9800 Kincey Ave. Ste 100, Huntersville, NC 28078
Louisiana/NELAP Certification # LA170028
North Carolina Drinking Water Certification #: 37706
North Carolina Field Services Certification #: 5342
North Carolina Wastewater Certification #: 12
South Carolina Certification #: 99006001
Florida/NELAP Certification #: E87627
Kentucky UST Certification #: 84
Virginia/VELAP Certification #: 460221

Pace Analytical Services Asheville
2225 Riverside Drive, Asheville, NC 28804
Florida/NELAP Certification #: E87648
North Carolina Drinking Water Certification #: 37712
North Carolina Wastewater Certification #: 40
South Carolina Certification #: 99030001
Virginia/VELAP Certification #: 460222

This report shall not be reproduced, except in full,
without the written consent of Pace Analytical Services, LLC.

Pace Analytical Services, LLC
9800 Kincey Ave. Suite 100
Huntersville, NC 28078
(704)875-9092

SAMPLE SUMMARY

Project: 2020-LI-2448 INCIDENT
Pace Project No.: 92545592

Lab ID	Sample ID	Matrix	Date Collected	Date Received
92545592001	**13926B_HC_RD_20210622**	Water	06/22/21 11:30	06/22/21 13:15

REPORT OF LABORATORY ANALYSIS

This report shall not be reproduced, except in full,
without the written consent of Pace Analytical Services, LLC.

Pace Analytical Services, LLC
9800 Kincey Ave. Suite 100
Huntersville, NC 28078
(704)875-9092

SAMPLE ANALYTE COUNT

Project: 2020-LI-2448 INCIDENT
Pace Project No.: 92545592

Lab ID	Sample ID	Method	Analysts	Analytes Reported	Laboratory
92545592001	**13926B_HC_RD_20210622**	MADEP VPH	MAD	6	PASI-C
		EPA 6010D	RDT	1	PASI-A
		SM 6200B	PM1	63	PASI-C

PASI-A = Pace Analytical Services - Asheville
PASI-C = Pace Analytical Services - Charlotte

This report shall not be reproduced, except in full,
without the written consent of Pace Analytical Services, LLC.

Pace Analytical Services, LLC
9800 Kincey Ave. Suite 100
Huntersville, NC 28078
(704)875-9092

ANALYTICAL RESULTS

Project: 2020-LI-2448 INCIDENT
Pace Project No.: 92545592

Sample: 13926B_HC_RD_20210622 **Lab ID: 92545592001** Collected: 06/22/21 11:30 Received: 06/22/21 13:15 Matrix: Water

Parameters	Results	Units	Report Limit	MDL	DF	Prepared	Analyzed	CAS No.	Qual
VPH NC Water	Analytical Method: MADEP VPH Pace Analytical Services - Charlotte								
Total VPH (C5-C12)	ND	ug/L	50.0	50.0	1		06/25/21 18:39		N2
Aliphatic (C05-C08)	ND	ug/L	50.0	50.0	1		06/25/21 18:39		N2
Aliphatic(C09-C12) Adjusted	ND	ug/L	50.0	50.0	1		06/25/21 18:39		N2
Aromatic (C09-C10)	ND	ug/L	50.0	50.0	1		06/25/21 18:39		N2
Surrogates									
4-Bromofluorobenzene (FID) (S)	99	%	70-130		1		06/25/21 18:39	460-00-4	
4-Bromofluorobenzene (PID) (S)	100	%	70-130		1		06/25/21 18:39	460-00-4	
6010 MET ICP	Analytical Method: EPA 6010D Preparation Method: EPA 3010A Pace Analytical Services - Asheville								
Lead	ND	ug/L	5.0	4.5	1	06/28/21 13:50	06/29/21 04:45	7439-92-1	
6200B MSV	Analytical Method: SM 6200B Pace Analytical Services - Charlotte								
Benzene	ND	ug/L	0.50	0.34	1		06/23/21 01:37	71-43-2	
Bromobenzene	ND	ug/L	0.50	0.29	1		06/23/21 01:37	108-86-1	
Bromochloromethane	ND	ug/L	0.50	0.47	1		06/23/21 01:37	74-97-5	
Bromodichloromethane	ND	ug/L	0.50	0.31	1		06/23/21 01:37	75-27-4	
Bromoform	ND	ug/L	0.50	0.34	1		06/23/21 01:37	75-25-2	
Bromomethane	ND	ug/L	5.0	1.7	1		06/23/21 01:37	74-83-9	
n-Butylbenzene	ND	ug/L	0.50	0.49	1		06/23/21 01:37	104-51-8	
sec-Butylbenzene	ND	ug/L	0.50	0.40	1		06/23/21 01:37	135-98-8	
tert-Butylbenzene	ND	ug/L	0.50	0.32	1		06/23/21 01:37	98-06-6	
Carbon tetrachloride	ND	ug/L	0.50	0.33	1		06/23/21 01:37	56-23-5	
Chlorobenzene	ND	ug/L	0.50	0.28	1		06/23/21 01:37	108-90-7	
Chloroethane	ND	ug/L	1.0	0.65	1		06/23/21 01:37	75-00-3	
Chloroform	**9.2**	ug/L	0.50	0.35	1		06/23/21 01:37	67-66-3	
Chloromethane	ND	ug/L	1.0	0.54	1		06/23/21 01:37	74-87-3	
2-Chlorotoluene	ND	ug/L	0.50	0.32	1		06/23/21 01:37	95-49-8	
4-Chlorotoluene	ND	ug/L	0.50	0.32	1		06/23/21 01:37	106-43-4	
1,2-Dibromo-3-chloropropane	ND	ug/L	1.0	0.34	1		06/23/21 01:37	96-12-8	
Dibromochloromethane	ND	ug/L	0.50	0.36	1		06/23/21 01:37	124-48-1	
1,2-Dibromoethane (EDB)	ND	ug/L	0.50	0.27	1		06/23/21 01:37	106-93-4	
Dibromomethane	ND	ug/L	0.50	0.39	1		06/23/21 01:37	74-95-3	
1,2-Dichlorobenzene	ND	ug/L	0.50	0.34	1		06/23/21 01:37	95-50-1	
1,3-Dichlorobenzene	ND	ug/L	0.50	0.34	1		06/23/21 01:37	541-73-1	
1,4-Dichlorobenzene	ND	ug/L	0.50	0.33	1		06/23/21 01:37	106-46-7	
Dichlorodifluoromethane	ND	ug/L	0.50	0.35	1		06/23/21 01:37	75-71-8	
1,1-Dichloroethane	ND	ug/L	0.50	0.37	1		06/23/21 01:37	75-34-3	
1,2-Dichloroethane	ND	ug/L	0.50	0.32	1		06/23/21 01:37	107-06-2	
1,1-Dichloroethene	ND	ug/L	0.50	0.35	1		06/23/21 01:37	75-35-4	
cis-1,2-Dichloroethene	ND	ug/L	0.50	0.38	1		06/23/21 01:37	156-59-2	
trans-1,2-Dichloroethene	ND	ug/L	0.50	0.40	1		06/23/21 01:37	156-60-5	
1,2-Dichloropropane	ND	ug/L	0.50	0.36	1		06/23/21 01:37	78-87-5	
1,3-Dichloropropane	ND	ug/L	0.50	0.28	1		06/23/21 01:37	142-28-9	

REPORT OF LABORATORY ANALYSIS

This report shall not be reproduced, except in full,
without the written consent of Pace Analytical Services, LLC.

Pace Analytical Services, LLC
9800 Kincey Ave. Suite 100
Huntersville, NC 28078
(704)875-9092

ANALYTICAL RESULTS

Project: 2020-LI-2448 INCIDENT
Pace Project No.: 92545592

Sample: 13926B_HC_RD_20210622 **Lab ID: 92545592001** Collected: 06/22/21 11:30 Received: 06/22/21 13:15 Matrix: Water

Parameters	Results	Units	Report Limit	MDL	DF	Prepared	Analyzed	CAS No.	Qual
6200B MSV	Analytical Method: SM 6200B Pace Analytical Services - Charlotte								
2,2-Dichloropropane	ND	ug/L	0.50	0.39	1		06/23/21 01:37	594-20-7	
1,1-Dichloropropene	ND	ug/L	0.50	0.43	1		06/23/21 01:37	563-58-6	
cis-1,3-Dichloropropene	ND	ug/L	0.50	0.36	1		06/23/21 01:37	10061-01-5	
trans-1,3-Dichloropropene	ND	ug/L	0.50	0.36	1		06/23/21 01:37	10061-02-6	
Diisopropyl ether	ND	ug/L	0.50	0.31	1		06/23/21 01:37	108-20-3	
Ethylbenzene	ND	ug/L	0.50	0.30	1		06/23/21 01:37	100-41-4	
Hexachloro-1,3-butadiene	ND	ug/L	2.0	1.5	1		06/23/21 01:37	87-68-3	
Isopropylbenzene (Cumene)	ND	ug/L	0.50	0.33	1		06/23/21 01:37	98-82-8	
Methylene Chloride	ND	ug/L	2.0	2.0	1		06/23/21 01:37	75-09-2	
Methyl-tert-butyl ether	ND	ug/L	0.50	0.42	1		06/23/21 01:37	1634-04-4	
Naphthalene	ND	ug/L	2.0	0.64	1		06/23/21 01:37	91-20-3	
n-Propylbenzene	ND	ug/L	0.50	0.34	1		06/23/21 01:37	103-65-1	
Styrene	ND	ug/L	0.50	0.29	1		06/23/21 01:37	100-42-5	
1,1,1,2-Tetrachloroethane	ND	ug/L	0.50	0.31	1		06/23/21 01:37	630-20-6	
1,1,2,2-Tetrachloroethane	ND	ug/L	0.50	0.22	1		06/23/21 01:37	79-34-5	
Tetrachloroethene	ND	ug/L	0.50	0.29	1		06/23/21 01:37	127-18-4	
Toluene	ND	ug/L	0.50	0.48	1		06/23/21 01:37	108-88-3	
1,2,3-Trichlorobenzene	ND	ug/L	2.0	0.81	1		06/23/21 01:37	87-61-6	
1,2,4-Trichlorobenzene	ND	ug/L	2.0	0.64	1		06/23/21 01:37	120-82-1	
1,1,1-Trichloroethane	ND	ug/L	0.50	0.33	1		06/23/21 01:37	71-55-6	
1,1,2-Trichloroethane	ND	ug/L	0.50	0.32	1		06/23/21 01:37	79-00-5	
Trichloroethene	ND	ug/L	0.50	0.38	1		06/23/21 01:37	79-01-6	
Trichlorofluoromethane	ND	ug/L	1.0	0.30	1		06/23/21 01:37	75-69-4	
1,2,3-Trichloropropane	ND	ug/L	0.50	0.26	1		06/23/21 01:37	96-18-4	
1,2,4-Trimethylbenzene	ND	ug/L	0.50	0.50	1		06/23/21 01:37	95-63-6	
1,3,5-Trimethylbenzene	ND	ug/L	0.50	0.33	1		06/23/21 01:37	108-67-8	
Vinyl chloride	ND	ug/L	1.0	0.39	1		06/23/21 01:37	75-01-4	
m&p-Xylene	ND	ug/L	1.0	0.71	1		06/23/21 01:37	179601-23-1	
o-Xylene	ND	ug/L	0.50	0.34	1		06/23/21 01:37	95-47-6	
Surrogates									
1,2-Dichloroethane-d4 (S)	97	%	70-130		1		06/23/21 01:37	17060-07-0	
4-Bromofluorobenzene (S)	101	%	70-130		1		06/23/21 01:37	460-00-4	
Toluene-d8 (S)	98	%	70-130		1		06/23/21 01:37	2037-26-5	

REPORT OF LABORATORY ANALYSIS

This report shall not be reproduced, except in full,
without the written consent of Pace Analytical Services, LLC.

Pace Analytical Services, LLC
9800 Kincey Ave. Suite 100
Huntersville, NC 28078
(704)875-9092

QUALITY CONTROL DATA

Project: 2020-LI-2448 INCIDENT
Pace Project No.: 92545592

QC Batch: 629772
QC Batch Method: MADEP VPH
Analysis Method: MADEP VPH
Analysis Description: VPH NC Water
Laboratory: Pace Analytical Services - Charlotte
Associated Lab Samples: 92545592001

METHOD BLANK: 3309711 Matrix: Water
Associated Lab Samples: 92545592001

Parameter	Units	Blank Result	Reporting Limit	MDL	Analyzed	Qualifiers
Aliphatic (C05-C08)	ug/L	ND	50.0	50.0	06/25/21 15:49	N2
Aromatic (C09-C10)	ug/L	ND	50.0	50.0	06/25/21 15:49	N2
4-Bromofluorobenzene (FID) (S)	%	105	70-130		06/25/21 15:49	
4-Bromofluorobenzene (PID) (S)	%	106	70-130		06/25/21 15:49	

LABORATORY CONTROL SAMPLE & LCSD: 3309712 3309713

Parameter	Units	Spike Conc.	LCS Result	LCSD Result	LCS % Rec	LCSD % Rec	% Rec Limits	RPD	Max RPD	Qualifiers
Aliphatic (C05-C08)	ug/L	300	256	256	85	85	70-130	0	25	N2
Aromatic (C09-C10)	ug/L	100	110	113	110	113	70-130	3	25	N2
4-Bromofluorobenzene (FID) (S)	%				103	106	70-130			
4-Bromofluorobenzene (PID) (S)	%				101	104	70-130			

Results presented on this page are in the units indicated by the "Units" column except where an alternate unit is presented to the right of the result.

REPORT OF LABORATORY ANALYSIS

This report shall not be reproduced, except in full,
without the written consent of Pace Analytical Services, LLC.

Pace Analytical Services, LLC
9800 Kincey Ave. Suite 100
Huntersville, NC 28078
(704)875-9092

QUALITY CONTROL DATA

Project: 2020-LI-2448 INCIDENT
Pace Project No.: 92545592

QC Batch: 629994
QC Batch Method: EPA 3010A
Analysis Method: EPA 6010D
Analysis Description: 6010 MET
Laboratory: Pace Analytical Services - Asheville
Associated Lab Samples: 92545592001

METHOD BLANK: 3310451 Matrix: Water
Associated Lab Samples: 92545592001

Parameter	Units	Blank Result	Reporting Limit	MDL	Analyzed	Qualifiers
Lead	ug/L	ND	5.0	4.5	06/29/21 04:16	

LABORATORY CONTROL SAMPLE: 3310452

Parameter	Units	Spike Conc.	LCS Result	LCS % Rec	% Rec Limits	Qualifiers
Lead	ug/L	500	458	92	80-120	

MATRIX SPIKE & MATRIX SPIKE DUPLICATE: 3310453 3310454

Parameter	Units	92545591001 Result	MS Spike Conc.	MSD Spike Conc.	MS Result	MSD Result	MS % Rec	MSD % Rec	% Rec Limits	RPD	Max RPD	Qual
Lead	ug/L	ND	500	500	479	455	95	90	75-125	5	20	

Results presented on this page are in the units indicated by the "Units" column except where an alternate unit is presented to the right of the result.

REPORT OF LABORATORY ANALYSIS

This report shall not be reproduced, except in full,
without the written consent of Pace Analytical Services, LLC.

Pace Analytical Services, LLC
9800 Kincey Ave. Suite 100
Huntersville, NC 28078
(704)875-9092

QUALITY CONTROL DATA

Project: 2020-LI-2448 INCIDENT
Pace Project No.: 92545592

QC Batch: 628745
QC Batch Method: SM 6200B
Analysis Method: SM 6200B
Analysis Description: 6200B MSV
Laboratory: Pace Analytical Services - Charlotte
Associated Lab Samples: 92545592001

METHOD BLANK: 3304821 Matrix: Water
Associated Lab Samples: 92545592001

Parameter	Units	Blank Result	Reporting Limit	MDL	Analyzed	Qualifiers
1,1,1,2-Tetrachloroethane	ug/L	ND	0.50	0.31	06/22/21 23:50	
1,1,1-Trichloroethane	ug/L	ND	0.50	0.33	06/22/21 23:50	
1,1,2,2-Tetrachloroethane	ug/L	ND	0.50	0.22	06/22/21 23:50	
1,1,2-Trichloroethane	ug/L	ND	0.50	0.32	06/22/21 23:50	
1,1-Dichloroethane	ug/L	ND	0.50	0.37	06/22/21 23:50	
1,1-Dichloroethene	ug/L	ND	0.50	0.35	06/22/21 23:50	
1,1-Dichloropropene	ug/L	ND	0.50	0.43	06/22/21 23:50	
1,2,3-Trichlorobenzene	ug/L	ND	2.0	0.81	06/22/21 23:50	
1,2,3-Trichloropropane	ug/L	ND	0.50	0.26	06/22/21 23:50	
1,2,4-Trichlorobenzene	ug/L	ND	2.0	0.64	06/22/21 23:50	
1,2,4-Trimethylbenzene	ug/L	ND	0.50	0.50	06/22/21 23:50	
1,2-Dibromo-3-chloropropane	ug/L	ND	1.0	0.34	06/22/21 23:50	
1,2-Dibromoethane (EDB)	ug/L	ND	0.50	0.27	06/22/21 23:50	
1,2-Dichlorobenzene	ug/L	ND	0.50	0.34	06/22/21 23:50	
1,2-Dichloroethane	ug/L	ND	0.50	0.32	06/22/21 23:50	
1,2-Dichloropropane	ug/L	ND	0.50	0.36	06/22/21 23:50	
1,3,5-Trimethylbenzene	ug/L	ND	0.50	0.33	06/22/21 23:50	
1,3-Dichlorobenzene	ug/L	ND	0.50	0.34	06/22/21 23:50	
1,3-Dichloropropane	ug/L	ND	0.50	0.28	06/22/21 23:50	
1,4-Dichlorobenzene	ug/L	ND	0.50	0.33	06/22/21 23:50	
2,2-Dichloropropane	ug/L	ND	0.50	0.39	06/22/21 23:50	
2-Chlorotoluene	ug/L	ND	0.50	0.32	06/22/21 23:50	
4-Chlorotoluene	ug/L	ND	0.50	0.32	06/22/21 23:50	
Benzene	ug/L	ND	0.50	0.34	06/22/21 23:50	
Bromobenzene	ug/L	ND	0.50	0.29	06/22/21 23:50	
Bromochloromethane	ug/L	ND	0.50	0.47	06/22/21 23:50	
Bromodichloromethane	ug/L	ND	0.50	0.31	06/22/21 23:50	
Bromoform	ug/L	ND	0.50	0.34	06/22/21 23:50	
Bromomethane	ug/L	ND	5.0	1.7	06/22/21 23:50	
Carbon tetrachloride	ug/L	ND	0.50	0.33	06/22/21 23:50	
Chlorobenzene	ug/L	ND	0.50	0.28	06/22/21 23:50	
Chloroethane	ug/L	ND	1.0	0.65	06/22/21 23:50	
Chloroform	ug/L	ND	0.50	0.35	06/22/21 23:50	
Chloromethane	ug/L	ND	1.0	0.54	06/22/21 23:50	
cis-1,2-Dichloroethene	ug/L	ND	0.50	0.38	06/22/21 23:50	
cis-1,3-Dichloropropene	ug/L	ND	0.50	0.36	06/22/21 23:50	
Dibromochloromethane	ug/L	ND	0.50	0.36	06/22/21 23:50	
Dibromomethane	ug/L	ND	0.50	0.39	06/22/21 23:50	
Dichlorodifluoromethane	ug/L	ND	0.50	0.35	06/22/21 23:50	
Diisopropyl ether	ug/L	ND	0.50	0.31	06/22/21 23:50	

Results presented on this page are in the units indicated by the "Units" column except where an alternate unit is presented to the right of the result.

REPORT OF LABORATORY ANALYSIS

This report shall not be reproduced, except in full,
without the written consent of Pace Analytical Services, LLC.

Pace Analytical Services, LLC
9800 Kincey Ave. Suite 100
Huntersville, NC 28078
(704)875-9092

QUALITY CONTROL DATA

Project: 2020-LI-2448 INCIDENT
Pace Project No.: 92545592

METHOD BLANK: 3304821 Matrix: Water
Associated Lab Samples: 92545592001

Parameter	Units	Blank Result	Reporting Limit	MDL	Analyzed	Qualifiers
Ethylbenzene	ug/L	ND	0.50	0.30	06/22/21 23:50	
Hexachloro-1,3-butadiene	ug/L	ND	2.0	1.5	06/22/21 23:50	
Isopropylbenzene (Cumene)	ug/L	ND	0.50	0.33	06/22/21 23:50	
m&p-Xylene	ug/L	ND	1.0	0.71	06/22/21 23:50	
Methyl-tert-butyl ether	ug/L	ND	0.50	0.42	06/22/21 23:50	
Methylene Chloride	ug/L	ND	2.0	2.0	06/22/21 23:50	
n-Butylbenzene	ug/L	ND	0.50	0.49	06/22/21 23:50	
n-Propylbenzene	ug/L	ND	0.50	0.34	06/22/21 23:50	
Naphthalene	ug/L	ND	2.0	0.64	06/22/21 23:50	
o-Xylene	ug/L	ND	0.50	0.34	06/22/21 23:50	
sec-Butylbenzene	ug/L	ND	0.50	0.40	06/22/21 23:50	
Styrene	ug/L	ND	0.50	0.29	06/22/21 23:50	
tert-Butylbenzene	ug/L	ND	0.50	0.32	06/22/21 23:50	
Tetrachloroethene	ug/L	ND	0.50	0.29	06/22/21 23:50	
Toluene	ug/L	ND	0.50	0.48	06/22/21 23:50	
trans-1,2-Dichloroethene	ug/L	ND	0.50	0.40	06/22/21 23:50	
trans-1,3-Dichloropropene	ug/L	ND	0.50	0.36	06/22/21 23:50	
Trichloroethene	ug/L	ND	0.50	0.38	06/22/21 23:50	
Trichlorofluoromethane	ug/L	ND	1.0	0.30	06/22/21 23:50	
Vinyl chloride	ug/L	ND	1.0	0.39	06/22/21 23:50	
1,2-Dichloroethane-d4 (S)	%	94	70-130		06/22/21 23:50	
4-Bromofluorobenzene (S)	%	101	70-130		06/22/21 23:50	
Toluene-d8 (S)	%	99	70-130		06/22/21 23:50	

LABORATORY CONTROL SAMPLE: 3304822

Parameter	Units	Spike Conc.	LCS Result	LCS % Rec	% Rec Limits	Qualifiers
1,1,1,2-Tetrachloroethane	ug/L	50	56.2	112	60-140	
1,1,1-Trichloroethane	ug/L	50	51.8	104	60-140	
1,1,2,2-Tetrachloroethane	ug/L	50	52.5	105	60-140	
1,1,2-Trichloroethane	ug/L	50	51.4	103	60-140	
1,1-Dichloroethane	ug/L	50	52.0	104	60-140	
1,1-Dichloroethene	ug/L	50	50.3	101	60-140	
1,1-Dichloropropene	ug/L	50	52.6	105	60-140	
1,2,3-Trichlorobenzene	ug/L	50	54.7	109	60-140	
1,2,3-Trichloropropane	ug/L	50	50.8	102	60-140	
1,2,4-Trichlorobenzene	ug/L	50	53.2	106	60-140	
1,2,4-Trimethylbenzene	ug/L	50	54.1	108	60-140	
1,2-Dibromo-3-chloropropane	ug/L	50	55.8	112	60-140	
1,2-Dibromoethane (EDB)	ug/L	50	55.2	110	60-140	
1,2-Dichlorobenzene	ug/L	50	52.9	106	60-140	
1,2-Dichloroethane	ug/L	50	43.9	88	60-140	
1,2-Dichloropropane	ug/L	50	50.7	101	60-140	
1,3,5-Trimethylbenzene	ug/L	50	52.8	106	60-140	

Results presented on this page are in the units indicated by the "Units" column except where an alternate unit is presented to the right of the result.

REPORT OF LABORATORY ANALYSIS

This report shall not be reproduced, except in full,
without the written consent of Pace Analytical Services, LLC.

Pace Analytical Services, LLC
9800 Kincey Ave. Suite 100
Huntersville, NC 28078
(704)875-9092

QUALITY CONTROL DATA

Project: 2020-LI-2448 INCIDENT
Pace Project No.: 92545592

LABORATORY CONTROL SAMPLE: 3304822

Parameter	Units	Spike Conc.	LCS Result	LCS % Rec	% Rec Limits	Qualifiers
1,3-Dichlorobenzene	ug/L	50	52.2	104	60-140	
1,3-Dichloropropane	ug/L	50	53.4	107	60-140	
1,4-Dichlorobenzene	ug/L	50	53.5	107	60-140	
2,2-Dichloropropane	ug/L	50	52.6	105	60-140	
2-Chlorotoluene	ug/L	50	53.3	107	60-140	
4-Chlorotoluene	ug/L	50	52.0	104	60-140	
Benzene	ug/L	50	50.3	101	60-140	
Bromobenzene	ug/L	50	54.0	108	60-140	
Bromochloromethane	ug/L	50	53.0	106	60-140	
Bromodichloromethane	ug/L	50	52.1	104	60-140	
Bromoform	ug/L	50	55.3	111	60-140	
Bromomethane	ug/L	50	59.5	119	60-140	
Carbon tetrachloride	ug/L	50	49.7	99	60-140	
Chlorobenzene	ug/L	50	52.1	104	60-140	
Chloroethane	ug/L	50	52.6	105	60-140	
Chloroform	ug/L	50	50.6	101	60-140	
Chloromethane	ug/L	50	45.7	91	60-140	
cis-1,2-Dichloroethene	ug/L	50	50.1	100	60-140	
cis-1,3-Dichloropropene	ug/L	50	53.5	107	60-140	
Dibromochloromethane	ug/L	50	56.6	113	60-140	
Dibromomethane	ug/L	50	50.6	101	60-140	
Dichlorodifluoromethane	ug/L	50	40.4	81	60-140	
Diisopropyl ether	ug/L	50	48.4	97	60-140	
Ethylbenzene	ug/L	50	52.4	105	60-140	
Hexachloro-1,3-butadiene	ug/L	50	49.1	98	60-140	
Isopropylbenzene (Cumene)	ug/L	50	54.3	109	60-140	
m&p-Xylene	ug/L	100	105	105	60-140	
Methyl-tert-butyl ether	ug/L	50	51.0	102	60-140	
Methylene Chloride	ug/L	50	51.8	104	60-140	
n-Butylbenzene	ug/L	50	52.7	105	60-140	
n-Propylbenzene	ug/L	50	53.1	106	60-140	
Naphthalene	ug/L	50	53.0	106	60-140	
o-Xylene	ug/L	50	53.3	107	60-140	
sec-Butylbenzene	ug/L	50	51.5	103	60-140	
Styrene	ug/L	50	55.5	111	60-140	
tert-Butylbenzene	ug/L	50	44.0	88	60-140	
Tetrachloroethene	ug/L	50	50.4	101	60-140	
Toluene	ug/L	50	49.7	99	60-140	
trans-1,2-Dichloroethene	ug/L	50	52.2	104	60-140	
trans-1,3-Dichloropropene	ug/L	50	53.8	108	60-140	
Trichloroethene	ug/L	50	51.0	102	60-140	
Trichlorofluoromethane	ug/L	50	42.2	84	60-140	
Vinyl chloride	ug/L	50	45.9	92	60-140	
1,2-Dichloroethane-d4 (S)	%			93	70-130	
4-Bromofluorobenzene (S)	%			101	70-130	
Toluene-d8 (S)	%			97	70-130	

Results presented on this page are in the units indicated by the "Units" column except where an alternate unit is presented to the right of the result.

REPORT OF LABORATORY ANALYSIS

This report shall not be reproduced, except in full,
without the written consent of Pace Analytical Services, LLC.

Pace Analytical Services, LLC
9800 Kincey Ave. Suite 100
Huntersville, NC 28078
(704)875-9092

QUALITY CONTROL DATA

Project: 2020-LI-2448 INCIDENT
Pace Project No.: 92545592

MATRIX SPIKE & MATRIX SPIKE DUPLICATE: 3304823 3304824

Parameter	Units	92544752003 Result	MS Spike Conc.	MSD Spike Conc.	MS Result	MSD Result	MS % Rec	MSD % Rec	% Rec Limits	RPD	Max RPD	Qual
1,1,1,2-Tetrachloroethane	ug/L	ND	500	500	560	556	112	111	60-140	1	30	
1,1,1-Trichloroethane	ug/L	ND	500	500	552	534	110	107	60-140	3	30	
1,1,2,2-Tetrachloroethane	ug/L	ND	500	500	531	520	106	104	60-140	2	30	
1,1,2-Trichloroethane	ug/L	ND	500	500	529	504	106	101	60-140	5	30	
1,1-Dichloroethane	ug/L	ND	500	500	555	532	111	106	60-140	4	30	
1,1-Dichloroethene	ug/L	ND	500	500	565	542	113	108	60-140	4	30	
1,1-Dichloropropene	ug/L	ND	500	500	573	557	115	111	60-140	3	30	
1,2,3-Trichlorobenzene	ug/L	ND	500	500	506	517	101	103	60-140	2	30	
1,2,3-Trichloropropane	ug/L	ND	500	500	527	519	105	104	60-140	2	30	
1,2,4-Trichlorobenzene	ug/L	ND	500	500	496	522	99	104	60-140	5	30	
1,2,4-Trimethylbenzene	ug/L	1600	500	500	2240	2280	129	135	60-140	1	30	
1,2-Dibromo-3-chloropropane	ug/L	ND	500	500	502	515	100	103	60-140	3	30	
1,2-Dibromoethane (EDB)	ug/L	ND	500	500	554	521	111	104	60-140	6	30	
1,2-Dichlorobenzene	ug/L	ND	500	500	548	523	110	105	60-140	5	30	
1,2-Dichloroethane	ug/L	103	500	500	566	541	93	88	60-140	5	30	
1,2-Dichloropropane	ug/L	ND	500	500	538	520	108	104	60-140	4	30	
1,3,5-Trimethylbenzene	ug/L	502	500	500	1100	1100	119	119	60-140	0	30	
1,3-Dichlorobenzene	ug/L	ND	500	500	531	527	106	105	60-140	1	30	
1,3-Dichloropropane	ug/L	ND	500	500	547	526	109	105	60-140	4	30	
1,4-Dichlorobenzene	ug/L	ND	500	500	549	542	110	108	60-140	1	30	
2,2-Dichloropropane	ug/L	ND	500	500	453	441	91	88	60-140	3	30	
2-Chlorotoluene	ug/L	ND	500	500	572	561	114	112	60-140	2	30	
4-Chlorotoluene	ug/L	ND	500	500	549	536	110	107	60-140	2	30	
Benzene	ug/L	4110	500	500	4610	4660	101	111	60-140	1	30	
Bromobenzene	ug/L	ND	500	500	569	541	114	108	60-140	5	30	
Bromochloromethane	ug/L	ND	500	500	521	511	104	102	60-140	2	30	
Bromodichloromethane	ug/L	ND	500	500	543	527	109	105	60-140	3	30	
Bromoform	ug/L	ND	500	500	514	500	103	100	60-140	3	30	
Bromomethane	ug/L	ND	500	500	650	611	130	122	60-140	6	30	
Carbon tetrachloride	ug/L	ND	500	500	562	559	112	112	60-140	1	30	
Chlorobenzene	ug/L	ND	500	500	562	528	112	106	60-140	6	30	
Chloroethane	ug/L	ND	500	500	577	559	115	112	60-140	3	30	
Chloroform	ug/L	ND	500	500	542	504	108	101	60-140	7	30	
Chloromethane	ug/L	ND	500	500	537	543	107	109	60-140	1	30	
cis-1,2-Dichloroethene	ug/L	ND	500	500	530	518	106	104	60-140	2	30	
cis-1,3-Dichloropropene	ug/L	ND	500	500	511	502	102	100	60-140	2	30	
Dibromochloromethane	ug/L	ND	500	500	538	526	108	105	60-140	2	30	
Dibromomethane	ug/L	ND	500	500	497	502	99	100	60-140	1	30	
Dichlorodifluoromethane	ug/L	ND	500	500	445	433	89	87	60-140	3	30	
Diisopropyl ether	ug/L	ND	500	500	507	486	101	97	60-140	4	30	
Ethylbenzene	ug/L	1270	500	500	1840	1810	114	107	60-140	2	30	
Hexachloro-1,3-butadiene	ug/L	ND	500	500	476	499	95	100	60-140	5	30	
Isopropylbenzene (Cumene)	ug/L	47.4	500	500	628	607	116	112	60-140	3	30	
m&p-Xylene	ug/L	4390	1000	1000	5480	5400	108	101	60-140	1	30	

Results presented on this page are in the units indicated by the "Units" column except where an alternate unit is presented to the right of the result.

REPORT OF LABORATORY ANALYSIS

This report shall not be reproduced, except in full,
without the written consent of Pace Analytical Services, LLC.

Pace Analytical Services, LLC
9800 Kincey Ave. Suite 100
Huntersville, NC 28078
(704)875-9092

QUALITY CONTROL DATA

Project: 2020-LI-2448 INCIDENT
Pace Project No.: 92545592

MATRIX SPIKE & MATRIX SPIKE DUPLICATE: 3304823 3304824

Parameter	Units	92544752003 Result	MS Spike Conc.	MSD Spike Conc.	MS Result	MSD Result	MS % Rec	MSD % Rec	% Rec Limits	RPD	Max RPD	Qual
Methyl-tert-butyl ether	ug/L	256	500	500	771	755	103	100	60-140	2	30	
Methylene Chloride	ug/L	ND	500	500	566	538	113	108	60-140	5	30	
n-Butylbenzene	ug/L	ND	500	500	579	589	114	116	60-140	2	30	
n-Propylbenzene	ug/L	ND	500	500	707	695	141	139	60-140	2	30	M1
Naphthalene	ug/L	441	500	500	972	996	106	111	60-140	2	30	
o-Xylene	ug/L	1250	500	500	1790	1780	108	106	60-140	0	30	
sec-Butylbenzene	ug/L	ND	500	500	562	551	112	110	60-140	2	30	
Styrene	ug/L	ND	500	500	586	555	115	109	60-140	5	30	
tert-Butylbenzene	ug/L	ND	500	500	480	466	96	93	60-140	3	30	
Tetrachloroethene	ug/L	ND	500	500	561	545	112	109	60-140	3	30	
Toluene	ug/L	1100	500	500	1650	1680	110	115	60-140	2	30	
trans-1,2-Dichloroethene	ug/L	ND	500	500	559	537	112	107	60-140	4	30	
trans-1,3-Dichloropropene	ug/L	ND	500	500	509	491	102	98	60-140	4	30	
Trichloroethene	ug/L	ND	500	500	548	537	110	107	60-140	2	30	
Trichlorofluoromethane	ug/L	ND	500	500	472	461	94	92	60-140	2	30	
Vinyl chloride	ug/L	ND	500	500	494	484	99	97	60-140	2	30	
1,2-Dichloroethane-d4 (S)	%						93	92	70-130			
4-Bromofluorobenzene (S)	%						99	97	70-130			
Toluene-d8 (S)	%						98	98	70-130			

Results presented on this page are in the units indicated by the "Units" column except where an alternate unit is presented to the right of the result.

REPORT OF LABORATORY ANALYSIS

This report shall not be reproduced, except in full,
without the written consent of Pace Analytical Services, LLC.

Pace Analytical Services, LLC
9800 Kincey Ave. Suite 100
Huntersville, NC 28078
(704)875-9092

QUALIFIERS

Project: 2020-LI-2448 INCIDENT
Pace Project No.: 92545592

DEFINITIONS

DF - Dilution Factor, if reported, represents the factor applied to the reported data due to dilution of the sample aliquot.

ND - Not Detected at or above adjusted reporting limit.

TNTC - Too Numerous To Count

J - Estimated concentration above the adjusted method detection limit and below the adjusted reporting limit.

MDL - Adjusted Method Detection Limit.

PQL - Practical Quantitation Limit.

RL - Reporting Limit - The lowest concentration value that meets project requirements for quantitative data with known precision and bias for a specific analyte in a specific matrix.

S - Surrogate

1,2-Diphenylhydrazine decomposes to and cannot be separated from Azobenzene using Method 8270. The result for each analyte is a combined concentration.

Consistent with EPA guidelines, unrounded data are displayed and have been used to calculate % recovery and RPD values.

LCS(D) - Laboratory Control Sample (Duplicate)

MS(D) - Matrix Spike (Duplicate)

DUP - Sample Duplicate

RPD - Relative Percent Difference

NC - Not Calculable.

SG - Silica Gel - Clean-Up

U - Indicates the compound was analyzed for, but not detected.

Acid preservation may not be appropriate for 2 Chloroethylvinyl ether.

A separate vial preserved to a pH of 4-5 is recommended in SW846 Chapter 4 for the analysis of Acrolein and Acrylonitrile by EPA Method 8260.

N-Nitrosodiphenylamine decomposes and cannot be separated from Diphenylamine using Method 8270. The result reported for each analyte is a combined concentration.

Pace Analytical is TNI accredited. Contact your Pace PM for the current list of accredited analytes.

TNI - The NELAC Institute.

ANALYTE QUALIFIERS

M1	Matrix spike recovery exceeded QC limits. Batch accepted based on laboratory control sample (LCS) recovery.
N2	The lab does not hold NELAC/TNI accreditation for this parameter but other accreditations/certifications may apply. A complete list of accreditations/certifications is available upon request.

This report shall not be reproduced, except in full,
without the written consent of Pace Analytical Services, LLC.

Pace Analytical Services, LLC
9800 Kincey Ave. Suite 100
Huntersville, NC 28078
(704)875-9092

QUALITY CONTROL DATA CROSS REFERENCE TABLE

Project: 2020-LI-2448 INCIDENT
Pace Project No.: 92545592

Lab ID	Sample ID	QC Batch Method	QC Batch	Analytical Method	Analytical Batch
92545592001	**13926B_HC_RD_20210622**	MADEP VPH	629772		
92545592001	**13926B_HC_RD_20210622**	EPA 3010A	629994	EPA 6010D	630134
92545592001	**13926B_HC_RD_20210622**	SM 6200B	628745		

This report shall not be reproduced, except in full,
without the written consent of Pace Analytical Services, LLC.

CHAIN-OF-CUSTODY Analytical Request Document

Pace Analytical®

Chain-of-Custody is a LEGAL DOCUMENT - Complete all relevent fields

LAB USE ONLY- Affix Workorder/Login Label Here or List Pace Workorder Number or MTJL L

WO# : 92545592

92545592

ALL SHADED ARE

Container Preservative Type **

** Preservative Types: (1) nitric acid, (2) sulfuric acid, (3) hydrochloric acid, (4) sodium hydroxide, (5) zinc acetate, (6) methanol, (7) sodium bisulfate, (8) sodium thiosulfate, (9) hexane, (A) ascorbic acid, (B) ammonium sulfate, (C) ammonium hydroxide, (D) TSP, (U) Unpreserved, (O) Other _____

Company: Apex Companies	Billing Information:
Address:	
Report To: Andrew Street	Email To: Andrew.Street@apexcos.com
Copy To:	Site Collection Info/Address: 13926 B Huntersville Concord Rd
Customer Project Name/Number: 2020-LI-2448 Incident	State: NC County/City: Huntersville Time Zone Collected: [ ] PT [ ] MT [ ] CT [ ] ET
Phone: Email:	Site/Facility ID #:
Collected By (print): Naomi Fretz	Purchase Order #: Quote #:
Collected By (signature): Naomi Fretz	Turnaround Date Required: ASAP
Sample Disposal: [ ] Dispose as appropriate [ ] Return [ ] Archive: _____ [ ] Hold: _____	Rush: [ ] Same Day [ ] Next Day [ ] 2 Day [ ] 3 Day [ ] 4 Day [ ] 5 Day (Expedite Charges Apply)
Compliance Monitoring? [ ] Yes [ ] No	DW PWS ID #: DW Location Code:
Immediately Packed on Ice: [ ] Yes [ ] No	Field Filtered (if applicable): [ ] Yes [ ] No Analysis: _____

* Matrix Codes (Insert in Matrix box below): Drinking Water (DW), Ground Water (GW), Wastewater (WW), Product (P), Soil/Solid (SL), Oil (OL), Wipe (WP), Air (AR), Tissue (TS), Bioassay (B), Vapor (V), Other (OT)

Customer Sample ID	Matrix *	Comp / Grab	Collected (or Composite Start) Date	Collected (or Composite Start) Time	Composite End Date	Composite End Time	Res Cl	# of Ctns	Analyses: VOCs 6200B	MADEP VPH	Lead	Lab Profile/Line:
13926B_HC_RD_20210622	DW	G	6-22-21	1130				8	X	X	X	92545592 001

Lab Sample Receipt Checklist:

Custody Seals Present/Intact	Y	(N)	NA
Custody Signatures Present	Y	N	(NA)
Collector Signature Present	(Y)	N	NA
Bottles Intact	Y	N	NA
Correct Bottles	Y	N	NA
Sufficient Volume	Y	N	NA
Samples Received on Ice	Y	N	NA
VOA - Headspace Acceptable	(Y)	N	NA
USDA Regulated Soils	Y	N	(NA)
Samples in Holding Time	(Y)	N	NA
Residual Chlorine Present	Y	N	(NA)
Cl Strips: _____			
Sample pH Acceptable	(Y)	N	NA
pH Strips: 223819 AV			
Sulfide Present	Y	N	(NA)
Lead Acetate Strips: _____			

LAB USE ONLY:
Lab Sample # / Comments:

Customer Remarks / Special Conditions / Possible Hazards:

Type of Ice Used: (Wet) Blue Dry None

Packing Material Used: BB

Radchem sample(s) screened (<500 cpm): Y N (NA)

SHORT HOLDS PRESENT (<72 hours): Y (N) N/A

Lab Tracking #: 2560410

Samples received via: FEDEX UPS (Client) Courier Pace Courier

Lab Sample Temperature Info:
Temp Blank Received: Y (N) NA
Therm ID#: 92704
Cooler 1 Temp Upon Receipt: 5.1 oC
Cooler 1 Therm Corr. Factor: -.1 oC
Cooler 1 Corrected Temp: 5.0 oC
Comments:

Relinquished by/Company: (Signature) Naomi Fretz / Apex	Date/Time: 6-22-21 1315	Received by/Company: (Signature) Pace Nathan Fowler	Date/Time: 6-22-21 13:15
Relinquished by/Company: (Signature)	Date/Time:	Received by/Company: (Signature)	Date/Time:
Relinquished by/Company: (Signature)	Date/Time:	Received by/Company: (Signature)	Date/Time:

MTJL LAB USE ONLY
Table #:
Acctnum:
Template:
Prelogin:
PM:
PB:

Trip Blank Received: Y (N) NA
HCL MeOH TSP Other

Non Conformance(s): YES / (NO)

Page: _____ of: _____

***Check mark top half of box if pH and/or dechlorination is verified and within the acceptance range for preservation samples.**

Exceptions: VOA, Coliform, TOC, Oil and Grease, DRO/8015 (water) DOC, LLHg

****Bottom half of box is to list number of bottles**

Project #

WO#: 92545592

PM: AMB Due Date: 06/29/21

CLIENT: 92-APEX MOOR

Item#	BP4U-125 mL Plastic Unpreserved (N/A) (Cl-)	BP3U-250 mL Plastic Unpreserved (N/A)	BP2U-500 mL Plastic Unpreserved (N/A)	BP1U-1 liter Plastic Unpreserved (N/A)	BP4S-125 mL Plastic H2SO4 (pH < 2) (Cl-)	BP3N-250 mL plastic HNO3 (pH < 2)	BP4Z-125 mL Plastic ZN Acetate & NaOH (>9)	BP4C-125 mL Plastic NaOH (pH > 12) (Cl-)	WGFU-Wide-mouthed Glass jar Unpreserved	AG1U-1 liter Amber Unpreserved (N/A) (Cl-)	AG1H-1 liter Amber HCl (pH < 2)	AG3U-250 mL Amber Unpreserved (N/A) (Cl-)	AG1S-1 liter Amber H2SO4 (pH < 2)	AG3S-250 mL Amber H2SO4 (pH < 2)	AG3A(DG3A)-250 mL Amber NH4Cl (N/A)(Cl-)	DG9H-40 mL VOA HCl (N/A)	VG9T-40 mL VOA Na2S2O3 (N/A)	VG9U-40 mL VOA Unp (N/A)	DG9P-40 mL VOA H3PO4 (N/A)	VOAK (6 vials per kit)-5035 kit (N/A)	V/GK (3 vials per kit)-VPH/Gas kit(N/A)	SP5T-125 mL Sterile Plastic (N/A – lab)	SP2T-250 mL Sterile Plastic (N/A – lab)		BP3A-250 mL Plastic (NH2)2SO4 (9.3-9.7)	AG0U-100 mL Amber Unpreserved vials (N/A)	VSGU-20 mL Scintillation vials (N/A)	DG9U-40 mL Amber Unpreserved vials (N/A)
1						✓										7													
2																													
3																													
4																													
5																													
6																													
7																													
8																													
9																													
10																													
11																													
12																													

pH Adjustment Log for Preserved Samples

Sample ID	Type of Preservative	pH upon receipt	Date preservation adjusted	Time preservation adjusted	Amount of Preservative added	Lot #

Note: Whenever there is a discrepancy affecting North Carolina compliance samples, a copy of this form will be sent to the North Carolina DEHNR Certification Office (i.e. Out of hold, incorrect preservative, out of temp, incorrect containers.

Pace Analytical Services, LLC
9800 Kincey Ave. Suite 100
Huntersville, NC 28078
(704)875-9092

June 29, 2021

Andrew Street
Apex Companies - NC
5900 Northwoods Business Pkwy
Suite 5900-0
Charlotte, NC 28269

RE: Project: 2020-LI-2448 INCIDENT
Pace Project No.: 92545595

Dear Andrew Street:

Enclosed are the analytical results for sample(s) received by the laboratory on June 22, 2021. The results relate only to the samples included in this report. Results reported herein conform to the applicable TNI/NELAC Standards and the laboratory's Quality Manual, where applicable, unless otherwise noted in the body of the report.

The test results provided in this final report were generated by each of the following laboratories within the Pace Network:

- Pace Analytical Services - Asheville
- Pace Analytical Services - Charlotte

If you have any questions concerning this report, please feel free to contact me.

Sincerely,

Angela M. Baioni

Angela Baioni
angela.baioni@pacelabs.com
(704)875-9092
Project Manager

Enclosures

cc: J Culbreath, Colonial Pipeline Company
Naomi Fretz, APEX Companies, LLC
Robert Hughes, Colonial Pipeline
Cameron Lee, Montrose-EPS
Jamie Moran, APEX Companies, LLC
Jeff Morrison, Colonial Pipeline Company
Tom Naumann, APEX Companies - NC
Joe Nicolette, Montrose-EPS
Christopher Schultz, Apex Companies
Matt Teixeira, Apex Companies, LLC
Michael Verdon, Colonial Pipeline Company
JM Wyatt, Colonial Pipeline Company

REPORT OF LABORATORY ANALYSIS

This report shall not be reproduced, except in full,
without the written consent of Pace Analytical Services, LLC.

Pace Analytical Services, LLC
9800 Kincey Ave. Suite 100
Huntersville, NC 28078
(704)875-9092

CERTIFICATIONS

Project: 2020-LI-2448 INCIDENT
Pace Project No.: 92545595

Pace Analytical Services Charlotte
9800 Kincey Ave. Ste 100, Huntersville, NC 28078
Louisiana/NELAP Certification # LA170028
North Carolina Drinking Water Certification #: 37706
North Carolina Field Services Certification #: 5342
North Carolina Wastewater Certification #: 12
South Carolina Certification #: 99006001
Florida/NELAP Certification #: E87627
Kentucky UST Certification #: 84
Virginia/VELAP Certification #: 460221

Pace Analytical Services Asheville
2225 Riverside Drive, Asheville, NC 28804
Florida/NELAP Certification #: E87648
North Carolina Drinking Water Certification #: 37712
North Carolina Wastewater Certification #: 40
South Carolina Certification #: 99030001
Virginia/VELAP Certification #: 460222

This report shall not be reproduced, except in full,
without the written consent of Pace Analytical Services, LLC.

Pace Analytical Services, LLC
9800 Kincey Ave. Suite 100
Huntersville, NC 28078
(704)875-9092

SAMPLE SUMMARY

Project: 2020-LI-2448 INCIDENT
Pace Project No.: 92545595

Lab ID	Sample ID	Matrix	Date Collected	Date Received
92545595001	**13926A_HC_RD_20210622**	Water	06/22/21 12:30	06/22/21 13:15

REPORT OF LABORATORY ANALYSIS

This report shall not be reproduced, except in full,
without the written consent of Pace Analytical Services, LLC.

Pace Analytical Services, LLC
9800 Kincey Ave. Suite 100
Huntersville, NC 28078
(704)875-9092

SAMPLE ANALYTE COUNT

Project: 2020-LI-2448 INCIDENT
Pace Project No.: 92545595

Lab ID	Sample ID	Method	Analysts	Analytes Reported	Laboratory
92545595001	**13926A_HC_RD_20210622**	MADEP VPH	MAD	6	PASI-C
		EPA 6010D	RDT	1	PASI-A
		SM 6200B	PM1	63	PASI-C

PASI-A = Pace Analytical Services - Asheville
PASI-C = Pace Analytical Services - Charlotte

This report shall not be reproduced, except in full,
without the written consent of Pace Analytical Services, LLC.

Pace Analytical Services, LLC
9800 Kincey Ave. Suite 100
Huntersville, NC 28078
(704)875-9092

ANALYTICAL RESULTS

Project: 2020-LI-2448 INCIDENT
Pace Project No.: 92545595

Sample: 13926A_HC_RD_20210622 **Lab ID: 92545595001** Collected: 06/22/21 12:30 Received: 06/22/21 13:15 Matrix: Water

Parameters	Results	Units	Report Limit	MDL	DF	Prepared	Analyzed	CAS No.	Qual
VPH NC Water	Analytical Method: MADEP VPH Pace Analytical Services - Charlotte								
Total VPH (C5-C12)	ND	ug/L	50.0	50.0	1		06/25/21 19:07		N2
Aliphatic (C05-C08)	ND	ug/L	50.0	50.0	1		06/25/21 19:07		N2
Aliphatic(C09-C12) Adjusted	ND	ug/L	50.0	50.0	1		06/25/21 19:07		N2
Aromatic (C09-C10)	ND	ug/L	50.0	50.0	1		06/25/21 19:07		N2
Surrogates									
4-Bromofluorobenzene (FID) (S)	101	%	70-130		1		06/25/21 19:07	460-00-4	
4-Bromofluorobenzene (PID) (S)	102	%	70-130		1		06/25/21 19:07	460-00-4	
6010 MET ICP	Analytical Method: EPA 6010D Preparation Method: EPA 3010A Pace Analytical Services - Asheville								
Lead	**6.2**	ug/L	5.0	4.5	1	06/28/21 13:50	06/29/21 04:48	7439-92-1	
6200B MSV	Analytical Method: SM 6200B Pace Analytical Services - Charlotte								
Benzene	ND	ug/L	0.50	0.34	1		06/23/21 01:55	71-43-2	
Bromobenzene	ND	ug/L	0.50	0.29	1		06/23/21 01:55	108-86-1	
Bromochloromethane	ND	ug/L	0.50	0.47	1		06/23/21 01:55	74-97-5	
Bromodichloromethane	ND	ug/L	0.50	0.31	1		06/23/21 01:55	75-27-4	
Bromoform	ND	ug/L	0.50	0.34	1		06/23/21 01:55	75-25-2	
Bromomethane	ND	ug/L	5.0	1.7	1		06/23/21 01:55	74-83-9	
n-Butylbenzene	ND	ug/L	0.50	0.49	1		06/23/21 01:55	104-51-8	
sec-Butylbenzene	ND	ug/L	0.50	0.40	1		06/23/21 01:55	135-98-8	
tert-Butylbenzene	ND	ug/L	0.50	0.32	1		06/23/21 01:55	98-06-6	
Carbon tetrachloride	ND	ug/L	0.50	0.33	1		06/23/21 01:55	56-23-5	
Chlorobenzene	ND	ug/L	0.50	0.28	1		06/23/21 01:55	108-90-7	
Chloroethane	ND	ug/L	1.0	0.65	1		06/23/21 01:55	75-00-3	
Chloroform	ND	ug/L	0.50	0.35	1		06/23/21 01:55	67-66-3	
Chloromethane	ND	ug/L	1.0	0.54	1		06/23/21 01:55	74-87-3	
2-Chlorotoluene	ND	ug/L	0.50	0.32	1		06/23/21 01:55	95-49-8	
4-Chlorotoluene	ND	ug/L	0.50	0.32	1		06/23/21 01:55	106-43-4	
1,2-Dibromo-3-chloropropane	ND	ug/L	1.0	0.34	1		06/23/21 01:55	96-12-8	
Dibromochloromethane	ND	ug/L	0.50	0.36	1		06/23/21 01:55	124-48-1	
1,2-Dibromoethane (EDB)	ND	ug/L	0.50	0.27	1		06/23/21 01:55	106-93-4	
Dibromomethane	ND	ug/L	0.50	0.39	1		06/23/21 01:55	74-95-3	
1,2-Dichlorobenzene	ND	ug/L	0.50	0.34	1		06/23/21 01:55	95-50-1	
1,3-Dichlorobenzene	ND	ug/L	0.50	0.34	1		06/23/21 01:55	541-73-1	
1,4-Dichlorobenzene	ND	ug/L	0.50	0.33	1		06/23/21 01:55	106-46-7	
Dichlorodifluoromethane	ND	ug/L	0.50	0.35	1		06/23/21 01:55	75-71-8	
1,1-Dichloroethane	ND	ug/L	0.50	0.37	1		06/23/21 01:55	75-34-3	
1,2-Dichloroethane	ND	ug/L	0.50	0.32	1		06/23/21 01:55	107-06-2	
1,1-Dichloroethene	ND	ug/L	0.50	0.35	1		06/23/21 01:55	75-35-4	
cis-1,2-Dichloroethene	ND	ug/L	0.50	0.38	1		06/23/21 01:55	156-59-2	
trans-1,2-Dichloroethene	ND	ug/L	0.50	0.40	1		06/23/21 01:55	156-60-5	
1,2-Dichloropropane	ND	ug/L	0.50	0.36	1		06/23/21 01:55	78-87-5	
1,3-Dichloropropane	ND	ug/L	0.50	0.28	1		06/23/21 01:55	142-28-9	

REPORT OF LABORATORY ANALYSIS

This report shall not be reproduced, except in full,
without the written consent of Pace Analytical Services, LLC.

Pace Analytical Services, LLC
9800 Kincey Ave. Suite 100
Huntersville, NC 28078
(704)875-9092

ANALYTICAL RESULTS

Project: 2020-LI-2448 INCIDENT
Pace Project No.: 92545595

Sample: 13926A_HC_RD_20210622 **Lab ID: 92545595001** Collected: 06/22/21 12:30 Received: 06/22/21 13:15 Matrix: Water

Parameters	Results	Units	Report Limit	MDL	DF	Prepared	Analyzed	CAS No.	Qual
6200B MSV	Analytical Method: SM 6200B Pace Analytical Services - Charlotte								
2,2-Dichloropropane	ND	ug/L	0.50	0.39	1		06/23/21 01:55	594-20-7	
1,1-Dichloropropene	ND	ug/L	0.50	0.43	1		06/23/21 01:55	563-58-6	
cis-1,3-Dichloropropene	ND	ug/L	0.50	0.36	1		06/23/21 01:55	10061-01-5	
trans-1,3-Dichloropropene	ND	ug/L	0.50	0.36	1		06/23/21 01:55	10061-02-6	
Diisopropyl ether	ND	ug/L	0.50	0.31	1		06/23/21 01:55	108-20-3	
Ethylbenzene	ND	ug/L	0.50	0.30	1		06/23/21 01:55	100-41-4	
Hexachloro-1,3-butadiene	ND	ug/L	2.0	1.5	1		06/23/21 01:55	87-68-3	
Isopropylbenzene (Cumene)	ND	ug/L	0.50	0.33	1		06/23/21 01:55	98-82-8	
Methylene Chloride	ND	ug/L	2.0	2.0	1		06/23/21 01:55	75-09-2	
Methyl-tert-butyl ether	ND	ug/L	0.50	0.42	1		06/23/21 01:55	1634-04-4	
Naphthalene	ND	ug/L	2.0	0.64	1		06/23/21 01:55	91-20-3	
n-Propylbenzene	ND	ug/L	0.50	0.34	1		06/23/21 01:55	103-65-1	
Styrene	ND	ug/L	0.50	0.29	1		06/23/21 01:55	100-42-5	
1,1,1,2-Tetrachloroethane	ND	ug/L	0.50	0.31	1		06/23/21 01:55	630-20-6	
1,1,2,2-Tetrachloroethane	ND	ug/L	0.50	0.22	1		06/23/21 01:55	79-34-5	
Tetrachloroethene	ND	ug/L	0.50	0.29	1		06/23/21 01:55	127-18-4	
Toluene	ND	ug/L	0.50	0.48	1		06/23/21 01:55	108-88-3	
1,2,3-Trichlorobenzene	ND	ug/L	2.0	0.81	1		06/23/21 01:55	87-61-6	
1,2,4-Trichlorobenzene	ND	ug/L	2.0	0.64	1		06/23/21 01:55	120-82-1	
1,1,1-Trichloroethane	ND	ug/L	0.50	0.33	1		06/23/21 01:55	71-55-6	
1,1,2-Trichloroethane	ND	ug/L	0.50	0.32	1		06/23/21 01:55	79-00-5	
Trichloroethene	ND	ug/L	0.50	0.38	1		06/23/21 01:55	79-01-6	
Trichlorofluoromethane	ND	ug/L	1.0	0.30	1		06/23/21 01:55	75-69-4	
1,2,3-Trichloropropane	ND	ug/L	0.50	0.26	1		06/23/21 01:55	96-18-4	
1,2,4-Trimethylbenzene	ND	ug/L	0.50	0.50	1		06/23/21 01:55	95-63-6	
1,3,5-Trimethylbenzene	ND	ug/L	0.50	0.33	1		06/23/21 01:55	108-67-8	
Vinyl chloride	ND	ug/L	1.0	0.39	1		06/23/21 01:55	75-01-4	
m&p-Xylene	ND	ug/L	1.0	0.71	1		06/23/21 01:55	179601-23-1	
o-Xylene	ND	ug/L	0.50	0.34	1		06/23/21 01:55	95-47-6	
Surrogates									
1,2-Dichloroethane-d4 (S)	96	%	70-130		1		06/23/21 01:55	17060-07-0	
4-Bromofluorobenzene (S)	101	%	70-130		1		06/23/21 01:55	460-00-4	
Toluene-d8 (S)	99	%	70-130		1		06/23/21 01:55	2037-26-5	

REPORT OF LABORATORY ANALYSIS

This report shall not be reproduced, except in full,
without the written consent of Pace Analytical Services, LLC.

Pace Analytical Services, LLC
9800 Kincey Ave. Suite 100
Huntersville, NC 28078
(704)875-9092

QUALITY CONTROL DATA

Project: 2020-LI-2448 INCIDENT
Pace Project No.: 92545595

QC Batch: 629772
QC Batch Method: MADEP VPH
Analysis Method: MADEP VPH
Analysis Description: VPH NC Water
Laboratory: Pace Analytical Services - Charlotte
Associated Lab Samples: 92545595001

METHOD BLANK: 3309711 Matrix: Water
Associated Lab Samples: 92545595001

Parameter	Units	Blank Result	Reporting Limit	MDL	Analyzed	Qualifiers
Aliphatic (C05-C08)	ug/L	ND	50.0	50.0	06/25/21 15:49	N2
Aromatic (C09-C10)	ug/L	ND	50.0	50.0	06/25/21 15:49	N2
4-Bromofluorobenzene (FID) (S)	%	105	70-130		06/25/21 15:49	
4-Bromofluorobenzene (PID) (S)	%	106	70-130		06/25/21 15:49	

LABORATORY CONTROL SAMPLE & LCSD: 3309712 3309713

Parameter	Units	Spike Conc.	LCS Result	LCSD Result	LCS % Rec	LCSD % Rec	% Rec Limits	RPD	Max RPD	Qualifiers
Aliphatic (C05-C08)	ug/L	300	256	256	85	85	70-130	0	25	N2
Aromatic (C09-C10)	ug/L	100	110	113	110	113	70-130	3	25	N2
4-Bromofluorobenzene (FID) (S)	%				103	106	70-130			
4-Bromofluorobenzene (PID) (S)	%				101	104	70-130			

Results presented on this page are in the units indicated by the "Units" column except where an alternate unit is presented to the right of the result.

REPORT OF LABORATORY ANALYSIS

This report shall not be reproduced, except in full,
without the written consent of Pace Analytical Services, LLC.

Pace Analytical Services, LLC
9800 Kincey Ave. Suite 100
Huntersville, NC 28078
(704)875-9092

QUALITY CONTROL DATA

Project: 2020-LI-2448 INCIDENT
Pace Project No.: 92545595

QC Batch: 629994
QC Batch Method: EPA 3010A
Analysis Method: EPA 6010D
Analysis Description: 6010 MET
Laboratory: Pace Analytical Services - Asheville
Associated Lab Samples: 92545595001

METHOD BLANK: 3310451 Matrix: Water
Associated Lab Samples: 92545595001

Parameter	Units	Blank Result	Reporting Limit	MDL	Analyzed	Qualifiers
Lead	ug/L	ND	5.0	4.5	06/29/21 04:16	

LABORATORY CONTROL SAMPLE: 3310452

Parameter	Units	Spike Conc.	LCS Result	LCS % Rec	% Rec Limits	Qualifiers
Lead	ug/L	500	458	92	80-120	

MATRIX SPIKE & MATRIX SPIKE DUPLICATE: 3310453 3310454

Parameter	Units	92545591001 Result	MS Spike Conc.	MSD Spike Conc.	MS Result	MSD Result	MS % Rec	MSD % Rec	% Rec Limits	RPD	Max RPD	Qual
Lead	ug/L	ND	500	500	479	455	95	90	75-125	5	20	

Results presented on this page are in the units indicated by the "Units" column except where an alternate unit is presented to the right of the result.

REPORT OF LABORATORY ANALYSIS

This report shall not be reproduced, except in full,
without the written consent of Pace Analytical Services, LLC.

Pace Analytical Services, LLC
9800 Kincey Ave. Suite 100
Huntersville, NC 28078
(704)875-9092

QUALITY CONTROL DATA

Project: 2020-LI-2448 INCIDENT
Pace Project No.: 92545595

QC Batch: 628745
QC Batch Method: SM 6200B
Analysis Method: SM 6200B
Analysis Description: 6200B MSV
Laboratory: Pace Analytical Services - Charlotte

Associated Lab Samples: 92545595001

METHOD BLANK: 3304821 Matrix: Water
Associated Lab Samples: 92545595001

Parameter	Units	Blank Result	Reporting Limit	MDL	Analyzed	Qualifiers
1,1,1,2-Tetrachloroethane	ug/L	ND	0.50	0.31	06/22/21 23:50	
1,1,1-Trichloroethane	ug/L	ND	0.50	0.33	06/22/21 23:50	
1,1,2,2-Tetrachloroethane	ug/L	ND	0.50	0.22	06/22/21 23:50	
1,1,2-Trichloroethane	ug/L	ND	0.50	0.32	06/22/21 23:50	
1,1-Dichloroethane	ug/L	ND	0.50	0.37	06/22/21 23:50	
1,1-Dichloroethene	ug/L	ND	0.50	0.35	06/22/21 23:50	
1,1-Dichloropropene	ug/L	ND	0.50	0.43	06/22/21 23:50	
1,2,3-Trichlorobenzene	ug/L	ND	2.0	0.81	06/22/21 23:50	
1,2,3-Trichloropropane	ug/L	ND	0.50	0.26	06/22/21 23:50	
1,2,4-Trichlorobenzene	ug/L	ND	2.0	0.64	06/22/21 23:50	
1,2,4-Trimethylbenzene	ug/L	ND	0.50	0.50	06/22/21 23:50	
1,2-Dibromo-3-chloropropane	ug/L	ND	1.0	0.34	06/22/21 23:50	
1,2-Dibromoethane (EDB)	ug/L	ND	0.50	0.27	06/22/21 23:50	
1,2-Dichlorobenzene	ug/L	ND	0.50	0.34	06/22/21 23:50	
1,2-Dichloroethane	ug/L	ND	0.50	0.32	06/22/21 23:50	
1,2-Dichloropropane	ug/L	ND	0.50	0.36	06/22/21 23:50	
1,3,5-Trimethylbenzene	ug/L	ND	0.50	0.33	06/22/21 23:50	
1,3-Dichlorobenzene	ug/L	ND	0.50	0.34	06/22/21 23:50	
1,3-Dichloropropane	ug/L	ND	0.50	0.28	06/22/21 23:50	
1,4-Dichlorobenzene	ug/L	ND	0.50	0.33	06/22/21 23:50	
2,2-Dichloropropane	ug/L	ND	0.50	0.39	06/22/21 23:50	
2-Chlorotoluene	ug/L	ND	0.50	0.32	06/22/21 23:50	
4-Chlorotoluene	ug/L	ND	0.50	0.32	06/22/21 23:50	
Benzene	ug/L	ND	0.50	0.34	06/22/21 23:50	
Bromobenzene	ug/L	ND	0.50	0.29	06/22/21 23:50	
Bromochloromethane	ug/L	ND	0.50	0.47	06/22/21 23:50	
Bromodichloromethane	ug/L	ND	0.50	0.31	06/22/21 23:50	
Bromoform	ug/L	ND	0.50	0.34	06/22/21 23:50	
Bromomethane	ug/L	ND	5.0	1.7	06/22/21 23:50	
Carbon tetrachloride	ug/L	ND	0.50	0.33	06/22/21 23:50	
Chlorobenzene	ug/L	ND	0.50	0.28	06/22/21 23:50	
Chloroethane	ug/L	ND	1.0	0.65	06/22/21 23:50	
Chloroform	ug/L	ND	0.50	0.35	06/22/21 23:50	
Chloromethane	ug/L	ND	1.0	0.54	06/22/21 23:50	
cis-1,2-Dichloroethene	ug/L	ND	0.50	0.38	06/22/21 23:50	
cis-1,3-Dichloropropene	ug/L	ND	0.50	0.36	06/22/21 23:50	
Dibromochloromethane	ug/L	ND	0.50	0.36	06/22/21 23:50	
Dibromomethane	ug/L	ND	0.50	0.39	06/22/21 23:50	
Dichlorodifluoromethane	ug/L	ND	0.50	0.35	06/22/21 23:50	
Diisopropyl ether	ug/L	ND	0.50	0.31	06/22/21 23:50	

Results presented on this page are in the units indicated by the "Units" column except where an alternate unit is presented to the right of the result.

REPORT OF LABORATORY ANALYSIS

This report shall not be reproduced, except in full,
without the written consent of Pace Analytical Services, LLC.

Pace Analytical Services, LLC
9800 Kincey Ave. Suite 100
Huntersville, NC 28078
(704)875-9092

QUALITY CONTROL DATA

Project: 2020-LI-2448 INCIDENT
Pace Project No.: 92545595

METHOD BLANK: 3304821 Matrix: Water
Associated Lab Samples: 92545595001

Parameter	Units	Blank Result	Reporting Limit	MDL	Analyzed	Qualifiers
Ethylbenzene	ug/L	ND	0.50	0.30	06/22/21 23:50	
Hexachloro-1,3-butadiene	ug/L	ND	2.0	1.5	06/22/21 23:50	
Isopropylbenzene (Cumene)	ug/L	ND	0.50	0.33	06/22/21 23:50	
m&p-Xylene	ug/L	ND	1.0	0.71	06/22/21 23:50	
Methyl-tert-butyl ether	ug/L	ND	0.50	0.42	06/22/21 23:50	
Methylene Chloride	ug/L	ND	2.0	2.0	06/22/21 23:50	
n-Butylbenzene	ug/L	ND	0.50	0.49	06/22/21 23:50	
n-Propylbenzene	ug/L	ND	0.50	0.34	06/22/21 23:50	
Naphthalene	ug/L	ND	2.0	0.64	06/22/21 23:50	
o-Xylene	ug/L	ND	0.50	0.34	06/22/21 23:50	
sec-Butylbenzene	ug/L	ND	0.50	0.40	06/22/21 23:50	
Styrene	ug/L	ND	0.50	0.29	06/22/21 23:50	
tert-Butylbenzene	ug/L	ND	0.50	0.32	06/22/21 23:50	
Tetrachloroethene	ug/L	ND	0.50	0.29	06/22/21 23:50	
Toluene	ug/L	ND	0.50	0.48	06/22/21 23:50	
trans-1,2-Dichloroethene	ug/L	ND	0.50	0.40	06/22/21 23:50	
trans-1,3-Dichloropropene	ug/L	ND	0.50	0.36	06/22/21 23:50	
Trichloroethene	ug/L	ND	0.50	0.38	06/22/21 23:50	
Trichlorofluoromethane	ug/L	ND	1.0	0.30	06/22/21 23:50	
Vinyl chloride	ug/L	ND	1.0	0.39	06/22/21 23:50	
1,2-Dichloroethane-d4 (S)	%	94	70-130		06/22/21 23:50	
4-Bromofluorobenzene (S)	%	101	70-130		06/22/21 23:50	
Toluene-d8 (S)	%	99	70-130		06/22/21 23:50	

LABORATORY CONTROL SAMPLE: 3304822

Parameter	Units	Spike Conc.	LCS Result	LCS % Rec	% Rec Limits	Qualifiers
1,1,1,2-Tetrachloroethane	ug/L	50	56.2	112	60-140	
1,1,1-Trichloroethane	ug/L	50	51.8	104	60-140	
1,1,2,2-Tetrachloroethane	ug/L	50	52.5	105	60-140	
1,1,2-Trichloroethane	ug/L	50	51.4	103	60-140	
1,1-Dichloroethane	ug/L	50	52.0	104	60-140	
1,1-Dichloroethene	ug/L	50	50.3	101	60-140	
1,1-Dichloropropene	ug/L	50	52.6	105	60-140	
1,2,3-Trichlorobenzene	ug/L	50	54.7	109	60-140	
1,2,3-Trichloropropane	ug/L	50	50.8	102	60-140	
1,2,4-Trichlorobenzene	ug/L	50	53.2	106	60-140	
1,2,4-Trimethylbenzene	ug/L	50	54.1	108	60-140	
1,2-Dibromo-3-chloropropane	ug/L	50	55.8	112	60-140	
1,2-Dibromoethane (EDB)	ug/L	50	55.2	110	60-140	
1,2-Dichlorobenzene	ug/L	50	52.9	106	60-140	
1,2-Dichloroethane	ug/L	50	43.9	88	60-140	
1,2-Dichloropropane	ug/L	50	50.7	101	60-140	
1,3,5-Trimethylbenzene	ug/L	50	52.8	106	60-140	

Results presented on this page are in the units indicated by the "Units" column except where an alternate unit is presented to the right of the result.

REPORT OF LABORATORY ANALYSIS

This report shall not be reproduced, except in full,
without the written consent of Pace Analytical Services, LLC.

Pace Analytical Services, LLC
9800 Kincey Ave. Suite 100
Huntersville, NC 28078
(704)875-9092

QUALITY CONTROL DATA

Project: 2020-LI-2448 INCIDENT
Pace Project No.: 92545595

LABORATORY CONTROL SAMPLE: 3304822

Parameter	Units	Spike Conc.	LCS Result	LCS % Rec	% Rec Limits	Qualifiers
1,3-Dichlorobenzene	ug/L	50	52.2	104	60-140	
1,3-Dichloropropane	ug/L	50	53.4	107	60-140	
1,4-Dichlorobenzene	ug/L	50	53.5	107	60-140	
2,2-Dichloropropane	ug/L	50	52.6	105	60-140	
2-Chlorotoluene	ug/L	50	53.3	107	60-140	
4-Chlorotoluene	ug/L	50	52.0	104	60-140	
Benzene	ug/L	50	50.3	101	60-140	
Bromobenzene	ug/L	50	54.0	108	60-140	
Bromochloromethane	ug/L	50	53.0	106	60-140	
Bromodichloromethane	ug/L	50	52.1	104	60-140	
Bromoform	ug/L	50	55.3	111	60-140	
Bromomethane	ug/L	50	59.5	119	60-140	
Carbon tetrachloride	ug/L	50	49.7	99	60-140	
Chlorobenzene	ug/L	50	52.1	104	60-140	
Chloroethane	ug/L	50	52.6	105	60-140	
Chloroform	ug/L	50	50.6	101	60-140	
Chloromethane	ug/L	50	45.7	91	60-140	
cis-1,2-Dichloroethene	ug/L	50	50.1	100	60-140	
cis-1,3-Dichloropropene	ug/L	50	53.5	107	60-140	
Dibromochloromethane	ug/L	50	56.6	113	60-140	
Dibromomethane	ug/L	50	50.6	101	60-140	
Dichlorodifluoromethane	ug/L	50	40.4	81	60-140	
Diisopropyl ether	ug/L	50	48.4	97	60-140	
Ethylbenzene	ug/L	50	52.4	105	60-140	
Hexachloro-1,3-butadiene	ug/L	50	49.1	98	60-140	
Isopropylbenzene (Cumene)	ug/L	50	54.3	109	60-140	
m&p-Xylene	ug/L	100	105	105	60-140	
Methyl-tert-butyl ether	ug/L	50	51.0	102	60-140	
Methylene Chloride	ug/L	50	51.8	104	60-140	
n-Butylbenzene	ug/L	50	52.7	105	60-140	
n-Propylbenzene	ug/L	50	53.1	106	60-140	
Naphthalene	ug/L	50	53.0	106	60-140	
o-Xylene	ug/L	50	53.3	107	60-140	
sec-Butylbenzene	ug/L	50	51.5	103	60-140	
Styrene	ug/L	50	55.5	111	60-140	
tert-Butylbenzene	ug/L	50	44.0	88	60-140	
Tetrachloroethene	ug/L	50	50.4	101	60-140	
Toluene	ug/L	50	49.7	99	60-140	
trans-1,2-Dichloroethene	ug/L	50	52.2	104	60-140	
trans-1,3-Dichloropropene	ug/L	50	53.8	108	60-140	
Trichloroethene	ug/L	50	51.0	102	60-140	
Trichlorofluoromethane	ug/L	50	42.2	84	60-140	
Vinyl chloride	ug/L	50	45.9	92	60-140	
1,2-Dichloroethane-d4 (S)	%			93	70-130	
4-Bromofluorobenzene (S)	%			101	70-130	
Toluene-d8 (S)	%			97	70-130	

Results presented on this page are in the units indicated by the "Units" column except where an alternate unit is presented to the right of the result.

REPORT OF LABORATORY ANALYSIS

This report shall not be reproduced, except in full,
without the written consent of Pace Analytical Services, LLC.

Pace Analytical Services, LLC
9800 Kincey Ave. Suite 100
Huntersville, NC 28078
(704)875-9092

QUALITY CONTROL DATA

Project: 2020-LI-2448 INCIDENT
Pace Project No.: 92545595

MATRIX SPIKE & MATRIX SPIKE DUPLICATE: 3304823 3304824

Parameter	Units	92544752003 Result	MS Spike Conc.	MSD Spike Conc.	MS Result	MSD Result	MS % Rec	MSD % Rec	% Rec Limits	RPD	Max RPD	Qual
1,1,1,2-Tetrachloroethane	ug/L	ND	500	500	560	556	112	111	60-140	1	30	
1,1,1-Trichloroethane	ug/L	ND	500	500	552	534	110	107	60-140	3	30	
1,1,2,2-Tetrachloroethane	ug/L	ND	500	500	531	520	106	104	60-140	2	30	
1,1,2-Trichloroethane	ug/L	ND	500	500	529	504	106	101	60-140	5	30	
1,1-Dichloroethane	ug/L	ND	500	500	555	532	111	106	60-140	4	30	
1,1-Dichloroethene	ug/L	ND	500	500	565	542	113	108	60-140	4	30	
1,1-Dichloropropene	ug/L	ND	500	500	573	557	115	111	60-140	3	30	
1,2,3-Trichlorobenzene	ug/L	ND	500	500	506	517	101	103	60-140	2	30	
1,2,3-Trichloropropane	ug/L	ND	500	500	527	519	105	104	60-140	2	30	
1,2,4-Trichlorobenzene	ug/L	ND	500	500	496	522	99	104	60-140	5	30	
1,2,4-Trimethylbenzene	ug/L	1600	500	500	2240	2280	129	135	60-140	1	30	
1,2-Dibromo-3-chloropropane	ug/L	ND	500	500	502	515	100	103	60-140	3	30	
1,2-Dibromoethane (EDB)	ug/L	ND	500	500	554	521	111	104	60-140	6	30	
1,2-Dichlorobenzene	ug/L	ND	500	500	548	523	110	105	60-140	5	30	
1,2-Dichloroethane	ug/L	103	500	500	566	541	93	88	60-140	5	30	
1,2-Dichloropropane	ug/L	ND	500	500	538	520	108	104	60-140	4	30	
1,3,5-Trimethylbenzene	ug/L	502	500	500	1100	1100	119	119	60-140	0	30	
1,3-Dichlorobenzene	ug/L	ND	500	500	531	527	106	105	60-140	1	30	
1,3-Dichloropropane	ug/L	ND	500	500	547	526	109	105	60-140	4	30	
1,4-Dichlorobenzene	ug/L	ND	500	500	549	542	110	108	60-140	1	30	
2,2-Dichloropropane	ug/L	ND	500	500	453	441	91	88	60-140	3	30	
2-Chlorotoluene	ug/L	ND	500	500	572	561	114	112	60-140	2	30	
4-Chlorotoluene	ug/L	ND	500	500	549	536	110	107	60-140	2	30	
Benzene	ug/L	4110	500	500	4610	4660	101	111	60-140	1	30	
Bromobenzene	ug/L	ND	500	500	569	541	114	108	60-140	5	30	
Bromochloromethane	ug/L	ND	500	500	521	511	104	102	60-140	2	30	
Bromodichloromethane	ug/L	ND	500	500	543	527	109	105	60-140	3	30	
Bromoform	ug/L	ND	500	500	514	500	103	100	60-140	3	30	
Bromomethane	ug/L	ND	500	500	650	611	130	122	60-140	6	30	
Carbon tetrachloride	ug/L	ND	500	500	562	559	112	112	60-140	1	30	
Chlorobenzene	ug/L	ND	500	500	562	528	112	106	60-140	6	30	
Chloroethane	ug/L	ND	500	500	577	559	115	112	60-140	3	30	
Chloroform	ug/L	ND	500	500	542	504	108	101	60-140	7	30	
Chloromethane	ug/L	ND	500	500	537	543	107	109	60-140	1	30	
cis-1,2-Dichloroethene	ug/L	ND	500	500	530	518	106	104	60-140	2	30	
cis-1,3-Dichloropropene	ug/L	ND	500	500	511	502	102	100	60-140	2	30	
Dibromochloromethane	ug/L	ND	500	500	538	526	108	105	60-140	2	30	
Dibromomethane	ug/L	ND	500	500	497	502	99	100	60-140	1	30	
Dichlorodifluoromethane	ug/L	ND	500	500	445	433	89	87	60-140	3	30	
Diisopropyl ether	ug/L	ND	500	500	507	486	101	97	60-140	4	30	
Ethylbenzene	ug/L	1270	500	500	1840	1810	114	107	60-140	2	30	
Hexachloro-1,3-butadiene	ug/L	ND	500	500	476	499	95	100	60-140	5	30	
Isopropylbenzene (Cumene)	ug/L	47.4	500	500	628	607	116	112	60-140	3	30	
m&p-Xylene	ug/L	4390	1000	1000	5480	5400	108	101	60-140	1	30	

Results presented on this page are in the units indicated by the "Units" column except where an alternate unit is presented to the right of the result.

REPORT OF LABORATORY ANALYSIS

This report shall not be reproduced, except in full,
without the written consent of Pace Analytical Services, LLC.

Pace Analytical Services, LLC
9800 Kincey Ave. Suite 100
Huntersville, NC 28078
(704)875-9092

QUALITY CONTROL DATA

Project: 2020-LI-2448 INCIDENT
Pace Project No.: 92545595

MATRIX SPIKE & MATRIX SPIKE DUPLICATE: 3304823 3304824

Parameter	Units	92544752003 Result	MS Spike Conc.	MSD Spike Conc.	MS Result	MSD Result	MS % Rec	MSD % Rec	% Rec Limits	RPD	Max RPD	Qual
Methyl-tert-butyl ether	ug/L	256	500	500	771	755	103	100	60-140	2	30	
Methylene Chloride	ug/L	ND	500	500	566	538	113	108	60-140	5	30	
n-Butylbenzene	ug/L	ND	500	500	579	589	114	116	60-140	2	30	
n-Propylbenzene	ug/L	ND	500	500	707	695	141	139	60-140	2	30	M1
Naphthalene	ug/L	441	500	500	972	996	106	111	60-140	2	30	
o-Xylene	ug/L	1250	500	500	1790	1780	108	106	60-140	0	30	
sec-Butylbenzene	ug/L	ND	500	500	562	551	112	110	60-140	2	30	
Styrene	ug/L	ND	500	500	586	555	115	109	60-140	5	30	
tert-Butylbenzene	ug/L	ND	500	500	480	466	96	93	60-140	3	30	
Tetrachloroethene	ug/L	ND	500	500	561	545	112	109	60-140	3	30	
Toluene	ug/L	1100	500	500	1650	1680	110	115	60-140	2	30	
trans-1,2-Dichloroethene	ug/L	ND	500	500	559	537	112	107	60-140	4	30	
trans-1,3-Dichloropropene	ug/L	ND	500	500	509	491	102	98	60-140	4	30	
Trichloroethene	ug/L	ND	500	500	548	537	110	107	60-140	2	30	
Trichlorofluoromethane	ug/L	ND	500	500	472	461	94	92	60-140	2	30	
Vinyl chloride	ug/L	ND	500	500	494	484	99	97	60-140	2	30	
1,2-Dichloroethane-d4 (S)	%						93	92	70-130			
4-Bromofluorobenzene (S)	%						99	97	70-130			
Toluene-d8 (S)	%						98	98	70-130			

Results presented on this page are in the units indicated by the "Units" column except where an alternate unit is presented to the right of the result.

REPORT OF LABORATORY ANALYSIS

This report shall not be reproduced, except in full,
without the written consent of Pace Analytical Services, LLC.

Pace Analytical Services, LLC
9800 Kincey Ave. Suite 100
Huntersville, NC 28078
(704)875-9092

QUALIFIERS

Project: 2020-LI-2448 INCIDENT
Pace Project No.: 92545595

DEFINITIONS

DF - Dilution Factor, if reported, represents the factor applied to the reported data due to dilution of the sample aliquot.

ND - Not Detected at or above adjusted reporting limit.

TNTC - Too Numerous To Count

J - Estimated concentration above the adjusted method detection limit and below the adjusted reporting limit.

MDL - Adjusted Method Detection Limit.

PQL - Practical Quantitation Limit.

RL - Reporting Limit - The lowest concentration value that meets project requirements for quantitative data with known precision and bias for a specific analyte in a specific matrix.

S - Surrogate

1,2-Diphenylhydrazine decomposes to and cannot be separated from Azobenzene using Method 8270. The result for each analyte is a combined concentration.

Consistent with EPA guidelines, unrounded data are displayed and have been used to calculate % recovery and RPD values.

LCS(D) - Laboratory Control Sample (Duplicate)

MS(D) - Matrix Spike (Duplicate)

DUP - Sample Duplicate

RPD - Relative Percent Difference

NC - Not Calculable.

SG - Silica Gel - Clean-Up

U - Indicates the compound was analyzed for, but not detected.

Acid preservation may not be appropriate for 2 Chloroethylvinyl ether.

A separate vial preserved to a pH of 4-5 is recommended in SW846 Chapter 4 for the analysis of Acrolein and Acrylonitrile by EPA Method 8260.

N-Nitrosodiphenylamine decomposes and cannot be separated from Diphenylamine using Method 8270. The result reported for each analyte is a combined concentration.

Pace Analytical is TNI accredited. Contact your Pace PM for the current list of accredited analytes.

TNI - The NELAC Institute.

ANALYTE QUALIFIERS

M1	Matrix spike recovery exceeded QC limits. Batch accepted based on laboratory control sample (LCS) recovery.
N2	The lab does not hold NELAC/TNI accreditation for this parameter but other accreditations/certifications may apply. A complete list of accreditations/certifications is available upon request.

This report shall not be reproduced, except in full,
without the written consent of Pace Analytical Services, LLC.

Pace Analytical Services, LLC
9800 Kincey Ave. Suite 100
Huntersville, NC 28078
(704)875-9092

QUALITY CONTROL DATA CROSS REFERENCE TABLE

Project: 2020-LI-2448 INCIDENT
Pace Project No.: 92545595

Lab ID	Sample ID	QC Batch Method	QC Batch	Analytical Method	Analytical Batch
92545595001	**13926A_HC_RD_20210622**	MADEP VPH	629772		
92545595001	**13926A_HC_RD_20210622**	EPA 3010A	629994	EPA 6010D	630134
92545595001	**13926A_HC_RD_20210622**	SM 6200B	628745		

This report shall not be reproduced, except in full,
without the written consent of Pace Analytical Services, LLC.

Pace Analytical®

CHAIN-OF-CUSTODY Analytical Request Document

Chain-of-Custody is a LEGAL DOCUMENT - Complete all relevent fields

LAB USE ONLY- Affix Workorder/Login Label Here or List Pace Workorder Number or MTJL

WO# : 92545595

92545595

ALL SHADED AR

Container Preservative Type **

** Preservative Types: (1) nitric acid, (2) sulfuric acid, (3) hydrochloric acid, (4) sodium hydroxide, (5) zinc acetate, (6) methanol, (7) sodium bisulfate, (8) sodium thiosulfate, (9) hexane, (A) ascorbic acid, (B) ammonium sulfate, (C) ammonium hydroxide, (D) TSP, (U) Unpreserved, (O) Other _____

Company: Apex Companies

Address:

Billing Information:

Report To: Andrew Street

Email To: Andrew.Street@apexcos.com

Copy To:

Site Collection Info/Address: 13926A Huntersville Concord Rd

Customer Project Name/Number: 2020-LI-2448 Incident

State: NC County/City: Huntersville

Time Zone Collected: [ ] PT [ ] MT [ ] CT [ ] ET

Phone:
Email:

Site/Facility ID #:

Compliance Monitoring? [ ] Yes [ ] No

Collected By (print): Naomi Fretz

Purchase Order #:
Quote #:

DW PWS ID #:
DW Location Code:

Collected By (signature): Naomi Fretz

Turnaround Date Required: ASAP

Immediately Packed on Ice: [ ] Yes [ ] No

Sample Disposal: [ ] Dispose as appropriate [ ] Return [ ] Archive: _____ [ ] Hold: _____

Rush: [ ] Same Day [ ] Next Day [ ] 2 Day [ ] 3 Day [ ] 4 Day [ ] 5 Day (Expedite Charges Apply)

Field Filtered (if applicable): [ ] Yes [ ] No

Analysis: _____

* Matrix Codes (Insert in Matrix box below): Drinking Water (DW), Ground Water (GW), Wastewater (WW), Product (P), Soil/Solid (SL), Oil (OL), Wipe (WP), Air (AR), Tissue (TS), Bioassay (B), Vapor (V), Other (OT)

Analyses

Customer Sample ID	Matrix *	Comp / Grab	Collected (or Composite Start) Date	Collected (or Composite Start) Time	Composite End Date	Composite End Time	Res Cl	# of Ctns	VOCs 6200B	MADEP VPH	Lead								Lab Profile/Line:
13926A-HC-RD-20210622	DW	6	6-22-21	1230				8	X	X	X								92545595 001

Lab Sample Receipt Checklist:

Custody Seals Present/Intact	Y	N	NA
Custody Signatures Present	Y	N	NA
Collector Signature Present	Y	N	NA
Bottles Intact	Y	N	NA
Correct Bottles	Y	N	NA
Sufficient Volume	Y	N	NA
Samples Received on Ice	Y	N	NA
VOA - Headspace Acceptable	Y	N	NA
USDA Regulated Soils	Y	N	NA
Samples in Holding Time	Y	N	NA
Residual Chlorine Present	Y	N	NA
Cl Strips:			
Sample pH Acceptable	Y	N	NA
pH Strips: 223819AV			
Sulfide Present	Y	N	NA
Lead Acetate Strips:			

LAB USE ONLY:
Lab Sample # / Comments:

Customer Remarks / Special Conditions / Possible Hazards:

Type of Ice Used: Wet Blue Dry None

Packing Material Used: BB

Radchem sample(s) screened (<500 cpm): Y N NA

SHORT HOLDS PRESENT (<72 hours): Y N N/A

Lab Tracking #: 2560411

Samples received via: FEDEX UPS Client Courier Pace Courier

Lab Sample Temperature Info:
Temp Blank Received: Y N NA
Therm ID#: 92T064
Cooler 1 Temp Upon Receipt: 5.1 oC
Cooler 1 Therm Corr. Factor: -.1 oC
Cooler 1 Corrected Temp: 5.0 oC
Comments:

Relinquished by/Company: (Signature)	Date/Time:	Received by/Company: (Signature)	Date/Time:
Naomi Fretz / Apex	6-22-21 1315	Pace Nathan Sentz	6-22-21 13:15
Relinquished by/Company: (Signature)	Date/Time:	Received by/Company: (Signature)	Date/Time:
Relinquished by/Company: (Signature)	Date/Time:	Received by/Company: (Signature)	Date/Time:

MTJL LAB USE ONLY
Table #:
Acctnum:
Template:
Prelogin:
PM:
PB:

Trip Blank Received: Y N NA
HCL MeOH TSP Other

Non Conformance(s): YES / NO

Page: _____ of: _____

*Check mark top half of box if pH and/or dechlorination is verified and within the acceptance range for preservation samples.

Exceptions: VOA, Coliform, TOC, Oil and Grease, DRO/8015 (water) DOC, LLHg

**Bottom half of box is to list number of bottles

Project #

WO#: 92545595

PM: AMB Due Date: 06/29/21

CLIENT: 92-APEX MOOR

Item#	BP4U-125 mL Plastic Unpreserved (N/A) (Cl-)	BP3U-250 mL Plastic Unpreserved (N/A)	BP2U-500 mL Plastic Unpreserved (N/A)	BP1U-1 liter Plastic Unpreserved (N/A)	BP4S-125 mL Plastic H2SO4 (pH < 2) (Cl-)	BP3N-250 mL plastic HNO3 (pH < 2)	BP4Z-125 mL Plastic ZN Acetate & NaOH (>9)	BP4C-125 mL Plastic NaOH (pH > 12) (Cl-)	WGFU-Wide-mouthed Glass jar Unpreserved	AG1U-1 liter Amber Unpreserved (N/A) (Cl-)	AG1H-1 liter Amber HCl (pH < 2)	AG3U-250 mL Amber Unpreserved (N/A) (Cl-)	AG1S-1 liter Amber H2SO4 (pH < 2)	AG3S-250 mL Amber H2SO4 (pH < 2)	AG3A(DG3A)-250 mL Amber NH4Cl (N/A)(Cl-)	DG9H-40 mL VOA HCl (N/A)	VG9T-40 mL VOA Na2S2O3 (N/A)	VG9U-40 mL VOA Unp (N/A)	DG9P-40 mL VOA H3PO4 (N/A)	VOAK (6 vials per kit)-5035 kit (N/A)	V/GK (3 vials per kit)-VPH/Gas kit (N/A)	SP5T-125 mL Sterile Plastic (N/A - lab)	SP2T-250 mL Sterile Plastic (N/A - lab)		BP3A-250 mL Plastic (NH2)2SO4 (9.3-9.7)	AG0U-100 mL Amber Unpreserved vials (N/A)	VSGU-20 mL Scintillation vials (N/A)	DG9U-40 mL Amber Unpreserved vials (N/A)
1						✓										✓													
2																													
3																													
4																													
5																													
6																													
7																													
8																													
9																													
10																													
11																													
12																													

pH Adjustment Log for Preserved Samples

Sample ID	Type of Preservative	pH upon receipt	Date preservation adjusted	Time preservation adjusted	Amount of Preservative added	Lot #

Note: Whenever there is a discrepancy affecting North Carolina compliance samples, a copy of this form will be sent to the North Carolina DEHNR Certification Office (i.e. Out of hold, incorrect preservative, out of temp, incorrect containers.

Pace Analytical Services, LLC
9800 Kincey Ave. Suite 100
Huntersville, NC 28078
(704)875-9092

June 29, 2021

Andrew Street
Apex Companies - NC
5900 Northwoods Business Pkwy
Suite 5900-0
Charlotte, NC 28269

RE: Project: 2020-LI-2448 INCIDENT
Pace Project No.: 92545598

Dear Andrew Street:

Enclosed are the analytical results for sample(s) received by the laboratory on June 22, 2021. The results relate only to the samples included in this report. Results reported herein conform to the applicable TNI/NELAC Standards and the laboratory's Quality Manual, where applicable, unless otherwise noted in the body of the report.

The test results provided in this final report were generated by each of the following laboratories within the Pace Network:

- Pace Analytical Services - Asheville
- Pace Analytical Services - Charlotte

If you have any questions concerning this report, please feel free to contact me.

Sincerely,

Angela M. Baioni

Angela Baioni
angela.baioni@pacelabs.com
(704)875-9092
Project Manager

Enclosures

cc: J Culbreath, Colonial Pipeline Company
Naomi Fretz, APEX Companies, LLC
Robert Hughes, Colonial Pipeline
Cameron Lee, Montrose-EPS
Jamie Moran, APEX Companies, LLC
Jeff Morrison, Colonial Pipeline Company
Tom Naumann, APEX Companies - NC
Joe Nicolette, Montrose-EPS
Christopher Schultz, Apex Companies
Matt Teixeira, Apex Companies, LLC
Michael Verdon, Colonial Pipeline Company
JM Wyatt, Colonial Pipeline Company

REPORT OF LABORATORY ANALYSIS

This report shall not be reproduced, except in full,
without the written consent of Pace Analytical Services, LLC.

Pace Analytical Services, LLC
9800 Kincey Ave. Suite 100
Huntersville, NC 28078
(704)875-9092

CERTIFICATIONS

Project: 2020-LI-2448 INCIDENT
Pace Project No.: 92545598

Pace Analytical Services Charlotte
9800 Kincey Ave. Ste 100, Huntersville, NC 28078
Louisiana/NELAP Certification # LA170028
North Carolina Drinking Water Certification #: 37706
North Carolina Field Services Certification #: 5342
North Carolina Wastewater Certification #: 12
South Carolina Certification #: 99006001
Florida/NELAP Certification #: E87627
Kentucky UST Certification #: 84
Virginia/VELAP Certification #: 460221

Pace Analytical Services Asheville
2225 Riverside Drive, Asheville, NC 28804
Florida/NELAP Certification #: E87648
North Carolina Drinking Water Certification #: 37712
North Carolina Wastewater Certification #: 40
South Carolina Certification #: 99030001
Virginia/VELAP Certification #: 460222

This report shall not be reproduced, except in full,
without the written consent of Pace Analytical Services, LLC.

Pace Analytical Services, LLC
9800 Kincey Ave. Suite 100
Huntersville, NC 28078
(704)875-9092

SAMPLE SUMMARY

Project: 2020-LI-2448 INCIDENT
Pace Project No.: 92545598

Lab ID	Sample ID	Matrix	Date Collected	Date Received
92545598001	**14401_HC_RD_20210622**	Water	06/22/21 08:40	06/22/21 13:15

REPORT OF LABORATORY ANALYSIS

This report shall not be reproduced, except in full,
without the written consent of Pace Analytical Services, LLC.

Pace Analytical Services, LLC
9800 Kincey Ave. Suite 100
Huntersville, NC 28078
(704)875-9092

SAMPLE ANALYTE COUNT

Project: 2020-LI-2448 INCIDENT
Pace Project No.: 92545598

Lab ID	Sample ID	Method	Analysts	Analytes Reported	Laboratory
92545598001	**14401_HC_RD_20210622**	MADEP VPH	MAD	6	PASI-C
		EPA 6010D	RDT	1	PASI-A
		SM 6200B	PM1	63	PASI-C

PASI-A = Pace Analytical Services - Asheville
PASI-C = Pace Analytical Services - Charlotte

This report shall not be reproduced, except in full,
without the written consent of Pace Analytical Services, LLC.

Pace Analytical Services, LLC
9800 Kincey Ave. Suite 100
Huntersville, NC 28078
(704)875-9092

ANALYTICAL RESULTS

Project: 2020-LI-2448 INCIDENT
Pace Project No.: 92545598

Sample: 14401_HC_RD_20210622 **Lab ID: 92545598001** Collected: 06/22/21 08:40 Received: 06/22/21 13:15 Matrix: Water

Parameters	Results	Units	Report Limit	MDL	DF	Prepared	Analyzed	CAS No.	Qual
VPH NC Water	Analytical Method: MADEP VPH Pace Analytical Services - Charlotte								
Total VPH (C5-C12)	ND	ug/L	50.0	50.0	1		06/25/21 19:36		N2
Aliphatic (C05-C08)	ND	ug/L	50.0	50.0	1		06/25/21 19:36		N2
Aliphatic(C09-C12) Adjusted	ND	ug/L	50.0	50.0	1		06/25/21 19:36		N2
Aromatic (C09-C10)	ND	ug/L	50.0	50.0	1		06/25/21 19:36		N2
Surrogates									
4-Bromofluorobenzene (FID) (S)	101	%	70-130		1		06/25/21 19:36	460-00-4	
4-Bromofluorobenzene (PID) (S)	103	%	70-130		1		06/25/21 19:36	460-00-4	
6010 MET ICP	Analytical Method: EPA 6010D Preparation Method: EPA 3010A Pace Analytical Services - Asheville								
Lead	ND	ug/L	5.0	4.5	1	06/28/21 13:50	06/29/21 04:51	7439-92-1	
6200B MSV	Analytical Method: SM 6200B Pace Analytical Services - Charlotte								
Benzene	ND	ug/L	0.50	0.34	1		06/23/21 02:13	71-43-2	
Bromobenzene	ND	ug/L	0.50	0.29	1		06/23/21 02:13	108-86-1	
Bromochloromethane	ND	ug/L	0.50	0.47	1		06/23/21 02:13	74-97-5	
Bromodichloromethane	ND	ug/L	0.50	0.31	1		06/23/21 02:13	75-27-4	
Bromoform	ND	ug/L	0.50	0.34	1		06/23/21 02:13	75-25-2	
Bromomethane	ND	ug/L	5.0	1.7	1		06/23/21 02:13	74-83-9	
n-Butylbenzene	ND	ug/L	0.50	0.49	1		06/23/21 02:13	104-51-8	
sec-Butylbenzene	ND	ug/L	0.50	0.40	1		06/23/21 02:13	135-98-8	
tert-Butylbenzene	ND	ug/L	0.50	0.32	1		06/23/21 02:13	98-06-6	
Carbon tetrachloride	ND	ug/L	0.50	0.33	1		06/23/21 02:13	56-23-5	
Chlorobenzene	ND	ug/L	0.50	0.28	1		06/23/21 02:13	108-90-7	
Chloroethane	ND	ug/L	1.0	0.65	1		06/23/21 02:13	75-00-3	
Chloroform	ND	ug/L	0.50	0.35	1		06/23/21 02:13	67-66-3	
Chloromethane	ND	ug/L	1.0	0.54	1		06/23/21 02:13	74-87-3	
2-Chlorotoluene	ND	ug/L	0.50	0.32	1		06/23/21 02:13	95-49-8	
4-Chlorotoluene	ND	ug/L	0.50	0.32	1		06/23/21 02:13	106-43-4	
1,2-Dibromo-3-chloropropane	ND	ug/L	1.0	0.34	1		06/23/21 02:13	96-12-8	
Dibromochloromethane	ND	ug/L	0.50	0.36	1		06/23/21 02:13	124-48-1	
1,2-Dibromoethane (EDB)	ND	ug/L	0.50	0.27	1		06/23/21 02:13	106-93-4	
Dibromomethane	ND	ug/L	0.50	0.39	1		06/23/21 02:13	74-95-3	
1,2-Dichlorobenzene	ND	ug/L	0.50	0.34	1		06/23/21 02:13	95-50-1	
1,3-Dichlorobenzene	ND	ug/L	0.50	0.34	1		06/23/21 02:13	541-73-1	
1,4-Dichlorobenzene	ND	ug/L	0.50	0.33	1		06/23/21 02:13	106-46-7	
Dichlorodifluoromethane	ND	ug/L	0.50	0.35	1		06/23/21 02:13	75-71-8	
1,1-Dichloroethane	ND	ug/L	0.50	0.37	1		06/23/21 02:13	75-34-3	
1,2-Dichloroethane	ND	ug/L	0.50	0.32	1		06/23/21 02:13	107-06-2	
1,1-Dichloroethene	ND	ug/L	0.50	0.35	1		06/23/21 02:13	75-35-4	
cis-1,2-Dichloroethene	ND	ug/L	0.50	0.38	1		06/23/21 02:13	156-59-2	
trans-1,2-Dichloroethene	ND	ug/L	0.50	0.40	1		06/23/21 02:13	156-60-5	
1,2-Dichloropropane	ND	ug/L	0.50	0.36	1		06/23/21 02:13	78-87-5	
1,3-Dichloropropane	ND	ug/L	0.50	0.28	1		06/23/21 02:13	142-28-9	

REPORT OF LABORATORY ANALYSIS

This report shall not be reproduced, except in full,
without the written consent of Pace Analytical Services, LLC.

Pace Analytical Services, LLC
9800 Kincey Ave. Suite 100
Huntersville, NC 28078
(704)875-9092

ANALYTICAL RESULTS

Project: 2020-LI-2448 INCIDENT
Pace Project No.: 92545598

Sample: 14401_HC_RD_20210622 **Lab ID: 92545598001** Collected: 06/22/21 08:40 Received: 06/22/21 13:15 Matrix: Water

Parameters	Results	Units	Report Limit	MDL	DF	Prepared	Analyzed	CAS No.	Qual
6200B MSV	Analytical Method: SM 6200B Pace Analytical Services - Charlotte								
2,2-Dichloropropane	ND	ug/L	0.50	0.39	1		06/23/21 02:13	594-20-7	
1,1-Dichloropropene	ND	ug/L	0.50	0.43	1		06/23/21 02:13	563-58-6	
cis-1,3-Dichloropropene	ND	ug/L	0.50	0.36	1		06/23/21 02:13	10061-01-5	
trans-1,3-Dichloropropene	ND	ug/L	0.50	0.36	1		06/23/21 02:13	10061-02-6	
Diisopropyl ether	ND	ug/L	0.50	0.31	1		06/23/21 02:13	108-20-3	
Ethylbenzene	ND	ug/L	0.50	0.30	1		06/23/21 02:13	100-41-4	
Hexachloro-1,3-butadiene	ND	ug/L	2.0	1.5	1		06/23/21 02:13	87-68-3	
Isopropylbenzene (Cumene)	ND	ug/L	0.50	0.33	1		06/23/21 02:13	98-82-8	
Methylene Chloride	ND	ug/L	2.0	2.0	1		06/23/21 02:13	75-09-2	
Methyl-tert-butyl ether	ND	ug/L	0.50	0.42	1		06/23/21 02:13	1634-04-4	
Naphthalene	ND	ug/L	2.0	0.64	1		06/23/21 02:13	91-20-3	
n-Propylbenzene	ND	ug/L	0.50	0.34	1		06/23/21 02:13	103-65-1	
Styrene	ND	ug/L	0.50	0.29	1		06/23/21 02:13	100-42-5	
1,1,1,2-Tetrachloroethane	ND	ug/L	0.50	0.31	1		06/23/21 02:13	630-20-6	
1,1,2,2-Tetrachloroethane	ND	ug/L	0.50	0.22	1		06/23/21 02:13	79-34-5	
Tetrachloroethene	ND	ug/L	0.50	0.29	1		06/23/21 02:13	127-18-4	
Toluene	ND	ug/L	0.50	0.48	1		06/23/21 02:13	108-88-3	
1,2,3-Trichlorobenzene	ND	ug/L	2.0	0.81	1		06/23/21 02:13	87-61-6	
1,2,4-Trichlorobenzene	ND	ug/L	2.0	0.64	1		06/23/21 02:13	120-82-1	
1,1,1-Trichloroethane	ND	ug/L	0.50	0.33	1		06/23/21 02:13	71-55-6	
1,1,2-Trichloroethane	ND	ug/L	0.50	0.32	1		06/23/21 02:13	79-00-5	
Trichloroethene	ND	ug/L	0.50	0.38	1		06/23/21 02:13	79-01-6	
Trichlorofluoromethane	ND	ug/L	1.0	0.30	1		06/23/21 02:13	75-69-4	
1,2,3-Trichloropropane	ND	ug/L	0.50	0.26	1		06/23/21 02:13	96-18-4	
1,2,4-Trimethylbenzene	ND	ug/L	0.50	0.50	1		06/23/21 02:13	95-63-6	
1,3,5-Trimethylbenzene	ND	ug/L	0.50	0.33	1		06/23/21 02:13	108-67-8	
Vinyl chloride	ND	ug/L	1.0	0.39	1		06/23/21 02:13	75-01-4	
m&p-Xylene	ND	ug/L	1.0	0.71	1		06/23/21 02:13	179601-23-1	
o-Xylene	ND	ug/L	0.50	0.34	1		06/23/21 02:13	95-47-6	
Surrogates									
1,2-Dichloroethane-d4 (S)	96	%	70-130		1		06/23/21 02:13	17060-07-0	
4-Bromofluorobenzene (S)	101	%	70-130		1		06/23/21 02:13	460-00-4	
Toluene-d8 (S)	99	%	70-130		1		06/23/21 02:13	2037-26-5	

REPORT OF LABORATORY ANALYSIS

This report shall not be reproduced, except in full,
without the written consent of Pace Analytical Services, LLC.

Pace Analytical Services, LLC
9800 Kincey Ave. Suite 100
Huntersville, NC 28078
(704)875-9092

QUALITY CONTROL DATA

Project: 2020-LI-2448 INCIDENT
Pace Project No.: 92545598

QC Batch: 629772
QC Batch Method: MADEP VPH
Analysis Method: MADEP VPH
Analysis Description: VPH NC Water
Laboratory: Pace Analytical Services - Charlotte
Associated Lab Samples: 92545598001

METHOD BLANK: 3309711 Matrix: Water
Associated Lab Samples: 92545598001

Parameter	Units	Blank Result	Reporting Limit	MDL	Analyzed	Qualifiers
Aliphatic (C05-C08)	ug/L	ND	50.0	50.0	06/25/21 15:49	N2
Aromatic (C09-C10)	ug/L	ND	50.0	50.0	06/25/21 15:49	N2
4-Bromofluorobenzene (FID) (S)	%	105	70-130		06/25/21 15:49	
4-Bromofluorobenzene (PID) (S)	%	106	70-130		06/25/21 15:49	

LABORATORY CONTROL SAMPLE & LCSD: 3309712 3309713

Parameter	Units	Spike Conc.	LCS Result	LCSD Result	LCS % Rec	LCSD % Rec	% Rec Limits	RPD	Max RPD	Qualifiers
Aliphatic (C05-C08)	ug/L	300	256	256	85	85	70-130	0	25	N2
Aromatic (C09-C10)	ug/L	100	110	113	110	113	70-130	3	25	N2
4-Bromofluorobenzene (FID) (S)	%				103	106	70-130			
4-Bromofluorobenzene (PID) (S)	%				101	104	70-130			

Results presented on this page are in the units indicated by the "Units" column except where an alternate unit is presented to the right of the result.

REPORT OF LABORATORY ANALYSIS

This report shall not be reproduced, except in full,
without the written consent of Pace Analytical Services, LLC.

Pace Analytical Services, LLC
9800 Kincey Ave. Suite 100
Huntersville, NC 28078
(704)875-9092

QUALITY CONTROL DATA

Project: 2020-LI-2448 INCIDENT
Pace Project No.: 92545598

QC Batch: 629994
QC Batch Method: EPA 3010A
Analysis Method: EPA 6010D
Analysis Description: 6010 MET
Laboratory: Pace Analytical Services - Asheville
Associated Lab Samples: 92545598001

METHOD BLANK: 3310451 Matrix: Water
Associated Lab Samples: 92545598001

Parameter	Units	Blank Result	Reporting Limit	MDL	Analyzed	Qualifiers
Lead	ug/L	ND	5.0	4.5	06/29/21 04:16	

LABORATORY CONTROL SAMPLE: 3310452

Parameter	Units	Spike Conc.	LCS Result	LCS % Rec	% Rec Limits	Qualifiers
Lead	ug/L	500	458	92	80-120	

MATRIX SPIKE & MATRIX SPIKE DUPLICATE: 3310453 3310454

Parameter	Units	92545591001 Result	MS Spike Conc.	MSD Spike Conc.	MS Result	MSD Result	MS % Rec	MSD % Rec	% Rec Limits	RPD	Max RPD	Qual
Lead	ug/L	ND	500	500	479	455	95	90	75-125	5	20	

Results presented on this page are in the units indicated by the "Units" column except where an alternate unit is presented to the right of the result.

REPORT OF LABORATORY ANALYSIS

This report shall not be reproduced, except in full,
without the written consent of Pace Analytical Services, LLC.

Pace Analytical Services, LLC
9800 Kincey Ave. Suite 100
Huntersville, NC 28078
(704)875-9092

QUALITY CONTROL DATA

Project: 2020-LI-2448 INCIDENT
Pace Project No.: 92545598

QC Batch: 628745
QC Batch Method: SM 6200B
Analysis Method: SM 6200B
Analysis Description: 6200B MSV
Laboratory: Pace Analytical Services - Charlotte

Associated Lab Samples: 92545598001

METHOD BLANK: 3304821 Matrix: Water
Associated Lab Samples: 92545598001

Parameter	Units	Blank Result	Reporting Limit	MDL	Analyzed	Qualifiers
1,1,1,2-Tetrachloroethane	ug/L	ND	0.50	0.31	06/22/21 23:50	
1,1,1-Trichloroethane	ug/L	ND	0.50	0.33	06/22/21 23:50	
1,1,2,2-Tetrachloroethane	ug/L	ND	0.50	0.22	06/22/21 23:50	
1,1,2-Trichloroethane	ug/L	ND	0.50	0.32	06/22/21 23:50	
1,1-Dichloroethane	ug/L	ND	0.50	0.37	06/22/21 23:50	
1,1-Dichloroethene	ug/L	ND	0.50	0.35	06/22/21 23:50	
1,1-Dichloropropene	ug/L	ND	0.50	0.43	06/22/21 23:50	
1,2,3-Trichlorobenzene	ug/L	ND	2.0	0.81	06/22/21 23:50	
1,2,3-Trichloropropane	ug/L	ND	0.50	0.26	06/22/21 23:50	
1,2,4-Trichlorobenzene	ug/L	ND	2.0	0.64	06/22/21 23:50	
1,2,4-Trimethylbenzene	ug/L	ND	0.50	0.50	06/22/21 23:50	
1,2-Dibromo-3-chloropropane	ug/L	ND	1.0	0.34	06/22/21 23:50	
1,2-Dibromoethane (EDB)	ug/L	ND	0.50	0.27	06/22/21 23:50	
1,2-Dichlorobenzene	ug/L	ND	0.50	0.34	06/22/21 23:50	
1,2-Dichloroethane	ug/L	ND	0.50	0.32	06/22/21 23:50	
1,2-Dichloropropane	ug/L	ND	0.50	0.36	06/22/21 23:50	
1,3,5-Trimethylbenzene	ug/L	ND	0.50	0.33	06/22/21 23:50	
1,3-Dichlorobenzene	ug/L	ND	0.50	0.34	06/22/21 23:50	
1,3-Dichloropropane	ug/L	ND	0.50	0.28	06/22/21 23:50	
1,4-Dichlorobenzene	ug/L	ND	0.50	0.33	06/22/21 23:50	
2,2-Dichloropropane	ug/L	ND	0.50	0.39	06/22/21 23:50	
2-Chlorotoluene	ug/L	ND	0.50	0.32	06/22/21 23:50	
4-Chlorotoluene	ug/L	ND	0.50	0.32	06/22/21 23:50	
Benzene	ug/L	ND	0.50	0.34	06/22/21 23:50	
Bromobenzene	ug/L	ND	0.50	0.29	06/22/21 23:50	
Bromochloromethane	ug/L	ND	0.50	0.47	06/22/21 23:50	
Bromodichloromethane	ug/L	ND	0.50	0.31	06/22/21 23:50	
Bromoform	ug/L	ND	0.50	0.34	06/22/21 23:50	
Bromomethane	ug/L	ND	5.0	1.7	06/22/21 23:50	
Carbon tetrachloride	ug/L	ND	0.50	0.33	06/22/21 23:50	
Chlorobenzene	ug/L	ND	0.50	0.28	06/22/21 23:50	
Chloroethane	ug/L	ND	1.0	0.65	06/22/21 23:50	
Chloroform	ug/L	ND	0.50	0.35	06/22/21 23:50	
Chloromethane	ug/L	ND	1.0	0.54	06/22/21 23:50	
cis-1,2-Dichloroethene	ug/L	ND	0.50	0.38	06/22/21 23:50	
cis-1,3-Dichloropropene	ug/L	ND	0.50	0.36	06/22/21 23:50	
Dibromochloromethane	ug/L	ND	0.50	0.36	06/22/21 23:50	
Dibromomethane	ug/L	ND	0.50	0.39	06/22/21 23:50	
Dichlorodifluoromethane	ug/L	ND	0.50	0.35	06/22/21 23:50	
Diisopropyl ether	ug/L	ND	0.50	0.31	06/22/21 23:50	

Results presented on this page are in the units indicated by the "Units" column except where an alternate unit is presented to the right of the result.

REPORT OF LABORATORY ANALYSIS

This report shall not be reproduced, except in full,
without the written consent of Pace Analytical Services, LLC.

Pace Analytical Services, LLC
9800 Kincey Ave. Suite 100
Huntersville, NC 28078
(704)875-9092

QUALITY CONTROL DATA

Project: 2020-LI-2448 INCIDENT
Pace Project No.: 92545598

METHOD BLANK: 3304821 Matrix: Water
Associated Lab Samples: 92545598001

Parameter	Units	Blank Result	Reporting Limit	MDL	Analyzed	Qualifiers
Ethylbenzene	ug/L	ND	0.50	0.30	06/22/21 23:50	
Hexachloro-1,3-butadiene	ug/L	ND	2.0	1.5	06/22/21 23:50	
Isopropylbenzene (Cumene)	ug/L	ND	0.50	0.33	06/22/21 23:50	
m&p-Xylene	ug/L	ND	1.0	0.71	06/22/21 23:50	
Methyl-tert-butyl ether	ug/L	ND	0.50	0.42	06/22/21 23:50	
Methylene Chloride	ug/L	ND	2.0	2.0	06/22/21 23:50	
n-Butylbenzene	ug/L	ND	0.50	0.49	06/22/21 23:50	
n-Propylbenzene	ug/L	ND	0.50	0.34	06/22/21 23:50	
Naphthalene	ug/L	ND	2.0	0.64	06/22/21 23:50	
o-Xylene	ug/L	ND	0.50	0.34	06/22/21 23:50	
sec-Butylbenzene	ug/L	ND	0.50	0.40	06/22/21 23:50	
Styrene	ug/L	ND	0.50	0.29	06/22/21 23:50	
tert-Butylbenzene	ug/L	ND	0.50	0.32	06/22/21 23:50	
Tetrachloroethene	ug/L	ND	0.50	0.29	06/22/21 23:50	
Toluene	ug/L	ND	0.50	0.48	06/22/21 23:50	
trans-1,2-Dichloroethene	ug/L	ND	0.50	0.40	06/22/21 23:50	
trans-1,3-Dichloropropene	ug/L	ND	0.50	0.36	06/22/21 23:50	
Trichloroethene	ug/L	ND	0.50	0.38	06/22/21 23:50	
Trichlorofluoromethane	ug/L	ND	1.0	0.30	06/22/21 23:50	
Vinyl chloride	ug/L	ND	1.0	0.39	06/22/21 23:50	
1,2-Dichloroethane-d4 (S)	%	94	70-130		06/22/21 23:50	
4-Bromofluorobenzene (S)	%	101	70-130		06/22/21 23:50	
Toluene-d8 (S)	%	99	70-130		06/22/21 23:50	

LABORATORY CONTROL SAMPLE: 3304822

Parameter	Units	Spike Conc.	LCS Result	LCS % Rec	% Rec Limits	Qualifiers
1,1,1,2-Tetrachloroethane	ug/L	50	56.2	112	60-140	
1,1,1-Trichloroethane	ug/L	50	51.8	104	60-140	
1,1,2,2-Tetrachloroethane	ug/L	50	52.5	105	60-140	
1,1,2-Trichloroethane	ug/L	50	51.4	103	60-140	
1,1-Dichloroethane	ug/L	50	52.0	104	60-140	
1,1-Dichloroethene	ug/L	50	50.3	101	60-140	
1,1-Dichloropropene	ug/L	50	52.6	105	60-140	
1,2,3-Trichlorobenzene	ug/L	50	54.7	109	60-140	
1,2,3-Trichloropropane	ug/L	50	50.8	102	60-140	
1,2,4-Trichlorobenzene	ug/L	50	53.2	106	60-140	
1,2,4-Trimethylbenzene	ug/L	50	54.1	108	60-140	
1,2-Dibromo-3-chloropropane	ug/L	50	55.8	112	60-140	
1,2-Dibromoethane (EDB)	ug/L	50	55.2	110	60-140	
1,2-Dichlorobenzene	ug/L	50	52.9	106	60-140	
1,2-Dichloroethane	ug/L	50	43.9	88	60-140	
1,2-Dichloropropane	ug/L	50	50.7	101	60-140	
1,3,5-Trimethylbenzene	ug/L	50	52.8	106	60-140	

Results presented on this page are in the units indicated by the "Units" column except where an alternate unit is presented to the right of the result.

REPORT OF LABORATORY ANALYSIS

This report shall not be reproduced, except in full,
without the written consent of Pace Analytical Services, LLC.

Pace Analytical Services, LLC
9800 Kincey Ave. Suite 100
Huntersville, NC 28078
(704)875-9092

QUALITY CONTROL DATA

Project: 2020-LI-2448 INCIDENT
Pace Project No.: 92545598

LABORATORY CONTROL SAMPLE: 3304822

Parameter	Units	Spike Conc.	LCS Result	LCS % Rec	% Rec Limits	Qualifiers
1,3-Dichlorobenzene	ug/L	50	52.2	104	60-140	
1,3-Dichloropropane	ug/L	50	53.4	107	60-140	
1,4-Dichlorobenzene	ug/L	50	53.5	107	60-140	
2,2-Dichloropropane	ug/L	50	52.6	105	60-140	
2-Chlorotoluene	ug/L	50	53.3	107	60-140	
4-Chlorotoluene	ug/L	50	52.0	104	60-140	
Benzene	ug/L	50	50.3	101	60-140	
Bromobenzene	ug/L	50	54.0	108	60-140	
Bromochloromethane	ug/L	50	53.0	106	60-140	
Bromodichloromethane	ug/L	50	52.1	104	60-140	
Bromoform	ug/L	50	55.3	111	60-140	
Bromomethane	ug/L	50	59.5	119	60-140	
Carbon tetrachloride	ug/L	50	49.7	99	60-140	
Chlorobenzene	ug/L	50	52.1	104	60-140	
Chloroethane	ug/L	50	52.6	105	60-140	
Chloroform	ug/L	50	50.6	101	60-140	
Chloromethane	ug/L	50	45.7	91	60-140	
cis-1,2-Dichloroethene	ug/L	50	50.1	100	60-140	
cis-1,3-Dichloropropene	ug/L	50	53.5	107	60-140	
Dibromochloromethane	ug/L	50	56.6	113	60-140	
Dibromomethane	ug/L	50	50.6	101	60-140	
Dichlorodifluoromethane	ug/L	50	40.4	81	60-140	
Diisopropyl ether	ug/L	50	48.4	97	60-140	
Ethylbenzene	ug/L	50	52.4	105	60-140	
Hexachloro-1,3-butadiene	ug/L	50	49.1	98	60-140	
Isopropylbenzene (Cumene)	ug/L	50	54.3	109	60-140	
m&p-Xylene	ug/L	100	105	105	60-140	
Methyl-tert-butyl ether	ug/L	50	51.0	102	60-140	
Methylene Chloride	ug/L	50	51.8	104	60-140	
n-Butylbenzene	ug/L	50	52.7	105	60-140	
n-Propylbenzene	ug/L	50	53.1	106	60-140	
Naphthalene	ug/L	50	53.0	106	60-140	
o-Xylene	ug/L	50	53.3	107	60-140	
sec-Butylbenzene	ug/L	50	51.5	103	60-140	
Styrene	ug/L	50	55.5	111	60-140	
tert-Butylbenzene	ug/L	50	44.0	88	60-140	
Tetrachloroethene	ug/L	50	50.4	101	60-140	
Toluene	ug/L	50	49.7	99	60-140	
trans-1,2-Dichloroethene	ug/L	50	52.2	104	60-140	
trans-1,3-Dichloropropene	ug/L	50	53.8	108	60-140	
Trichloroethene	ug/L	50	51.0	102	60-140	
Trichlorofluoromethane	ug/L	50	42.2	84	60-140	
Vinyl chloride	ug/L	50	45.9	92	60-140	
1,2-Dichloroethane-d4 (S)	%			93	70-130	
4-Bromofluorobenzene (S)	%			101	70-130	
Toluene-d8 (S)	%			97	70-130	

Results presented on this page are in the units indicated by the "Units" column except where an alternate unit is presented to the right of the result.

REPORT OF LABORATORY ANALYSIS

This report shall not be reproduced, except in full,
without the written consent of Pace Analytical Services, LLC.

Pace Analytical Services, LLC
9800 Kincey Ave. Suite 100
Huntersville, NC 28078
(704)875-9092

QUALITY CONTROL DATA

Project: 2020-LI-2448 INCIDENT
Pace Project No.: 92545598

MATRIX SPIKE & MATRIX SPIKE DUPLICATE: 3304823 3304824

Parameter	Units	92544752003 Result	MS Spike Conc.	MSD Spike Conc.	MS Result	MSD Result	MS % Rec	MSD % Rec	% Rec Limits	RPD	Max RPD	Qual
1,1,1,2-Tetrachloroethane	ug/L	ND	500	500	560	556	112	111	60-140	1	30	
1,1,1-Trichloroethane	ug/L	ND	500	500	552	534	110	107	60-140	3	30	
1,1,2,2-Tetrachloroethane	ug/L	ND	500	500	531	520	106	104	60-140	2	30	
1,1,2-Trichloroethane	ug/L	ND	500	500	529	504	106	101	60-140	5	30	
1,1-Dichloroethane	ug/L	ND	500	500	555	532	111	106	60-140	4	30	
1,1-Dichloroethene	ug/L	ND	500	500	565	542	113	108	60-140	4	30	
1,1-Dichloropropene	ug/L	ND	500	500	573	557	115	111	60-140	3	30	
1,2,3-Trichlorobenzene	ug/L	ND	500	500	506	517	101	103	60-140	2	30	
1,2,3-Trichloropropane	ug/L	ND	500	500	527	519	105	104	60-140	2	30	
1,2,4-Trichlorobenzene	ug/L	ND	500	500	496	522	99	104	60-140	5	30	
1,2,4-Trimethylbenzene	ug/L	1600	500	500	2240	2280	129	135	60-140	1	30	
1,2-Dibromo-3-chloropropane	ug/L	ND	500	500	502	515	100	103	60-140	3	30	
1,2-Dibromoethane (EDB)	ug/L	ND	500	500	554	521	111	104	60-140	6	30	
1,2-Dichlorobenzene	ug/L	ND	500	500	548	523	110	105	60-140	5	30	
1,2-Dichloroethane	ug/L	103	500	500	566	541	93	88	60-140	5	30	
1,2-Dichloropropane	ug/L	ND	500	500	538	520	108	104	60-140	4	30	
1,3,5-Trimethylbenzene	ug/L	502	500	500	1100	1100	119	119	60-140	0	30	
1,3-Dichlorobenzene	ug/L	ND	500	500	531	527	106	105	60-140	1	30	
1,3-Dichloropropane	ug/L	ND	500	500	547	526	109	105	60-140	4	30	
1,4-Dichlorobenzene	ug/L	ND	500	500	549	542	110	108	60-140	1	30	
2,2-Dichloropropane	ug/L	ND	500	500	453	441	91	88	60-140	3	30	
2-Chlorotoluene	ug/L	ND	500	500	572	561	114	112	60-140	2	30	
4-Chlorotoluene	ug/L	ND	500	500	549	536	110	107	60-140	2	30	
Benzene	ug/L	4110	500	500	4610	4660	101	111	60-140	1	30	
Bromobenzene	ug/L	ND	500	500	569	541	114	108	60-140	5	30	
Bromochloromethane	ug/L	ND	500	500	521	511	104	102	60-140	2	30	
Bromodichloromethane	ug/L	ND	500	500	543	527	109	105	60-140	3	30	
Bromoform	ug/L	ND	500	500	514	500	103	100	60-140	3	30	
Bromomethane	ug/L	ND	500	500	650	611	130	122	60-140	6	30	
Carbon tetrachloride	ug/L	ND	500	500	562	559	112	112	60-140	1	30	
Chlorobenzene	ug/L	ND	500	500	562	528	112	106	60-140	6	30	
Chloroethane	ug/L	ND	500	500	577	559	115	112	60-140	3	30	
Chloroform	ug/L	ND	500	500	542	504	108	101	60-140	7	30	
Chloromethane	ug/L	ND	500	500	537	543	107	109	60-140	1	30	
cis-1,2-Dichloroethene	ug/L	ND	500	500	530	518	106	104	60-140	2	30	
cis-1,3-Dichloropropene	ug/L	ND	500	500	511	502	102	100	60-140	2	30	
Dibromochloromethane	ug/L	ND	500	500	538	526	108	105	60-140	2	30	
Dibromomethane	ug/L	ND	500	500	497	502	99	100	60-140	1	30	
Dichlorodifluoromethane	ug/L	ND	500	500	445	433	89	87	60-140	3	30	
Diisopropyl ether	ug/L	ND	500	500	507	486	101	97	60-140	4	30	
Ethylbenzene	ug/L	1270	500	500	1840	1810	114	107	60-140	2	30	
Hexachloro-1,3-butadiene	ug/L	ND	500	500	476	499	95	100	60-140	5	30	
Isopropylbenzene (Cumene)	ug/L	47.4	500	500	628	607	116	112	60-140	3	30	
m&p-Xylene	ug/L	4390	1000	1000	5480	5400	108	101	60-140	1	30	

Results presented on this page are in the units indicated by the "Units" column except where an alternate unit is presented to the right of the result.

REPORT OF LABORATORY ANALYSIS

This report shall not be reproduced, except in full,
without the written consent of Pace Analytical Services, LLC.

Pace Analytical Services, LLC
9800 Kincey Ave. Suite 100
Huntersville, NC 28078
(704)875-9092

QUALITY CONTROL DATA

Project: 2020-LI-2448 INCIDENT
Pace Project No.: 92545598

MATRIX SPIKE & MATRIX SPIKE DUPLICATE: 3304823 3304824

Parameter	Units	92544752003 Result	MS Spike Conc.	MSD Spike Conc.	MS Result	MSD Result	MS % Rec	MSD % Rec	% Rec Limits	RPD	Max RPD	Qual
Methyl-tert-butyl ether	ug/L	256	500	500	771	755	103	100	60-140	2	30	
Methylene Chloride	ug/L	ND	500	500	566	538	113	108	60-140	5	30	
n-Butylbenzene	ug/L	ND	500	500	579	589	114	116	60-140	2	30	
n-Propylbenzene	ug/L	ND	500	500	707	695	141	139	60-140	2	30	M1
Naphthalene	ug/L	441	500	500	972	996	106	111	60-140	2	30	
o-Xylene	ug/L	1250	500	500	1790	1780	108	106	60-140	0	30	
sec-Butylbenzene	ug/L	ND	500	500	562	551	112	110	60-140	2	30	
Styrene	ug/L	ND	500	500	586	555	115	109	60-140	5	30	
tert-Butylbenzene	ug/L	ND	500	500	480	466	96	93	60-140	3	30	
Tetrachloroethene	ug/L	ND	500	500	561	545	112	109	60-140	3	30	
Toluene	ug/L	1100	500	500	1650	1680	110	115	60-140	2	30	
trans-1,2-Dichloroethene	ug/L	ND	500	500	559	537	112	107	60-140	4	30	
trans-1,3-Dichloropropene	ug/L	ND	500	500	509	491	102	98	60-140	4	30	
Trichloroethene	ug/L	ND	500	500	548	537	110	107	60-140	2	30	
Trichlorofluoromethane	ug/L	ND	500	500	472	461	94	92	60-140	2	30	
Vinyl chloride	ug/L	ND	500	500	494	484	99	97	60-140	2	30	
1,2-Dichloroethane-d4 (S)	%						93	92	70-130			
4-Bromofluorobenzene (S)	%						99	97	70-130			
Toluene-d8 (S)	%						98	98	70-130			

Results presented on this page are in the units indicated by the "Units" column except where an alternate unit is presented to the right of the result.

REPORT OF LABORATORY ANALYSIS

This report shall not be reproduced, except in full,
without the written consent of Pace Analytical Services, LLC.

Pace Analytical Services, LLC
9800 Kincey Ave. Suite 100
Huntersville, NC 28078
(704)875-9092

QUALIFIERS

Project: 2020-LI-2448 INCIDENT
Pace Project No.: 92545598

DEFINITIONS

DF - Dilution Factor, if reported, represents the factor applied to the reported data due to dilution of the sample aliquot.

ND - Not Detected at or above adjusted reporting limit.

TNTC - Too Numerous To Count

J - Estimated concentration above the adjusted method detection limit and below the adjusted reporting limit.

MDL - Adjusted Method Detection Limit.

PQL - Practical Quantitation Limit.

RL - Reporting Limit - The lowest concentration value that meets project requirements for quantitative data with known precision and bias for a specific analyte in a specific matrix.

S - Surrogate

1,2-Diphenylhydrazine decomposes to and cannot be separated from Azobenzene using Method 8270. The result for each analyte is a combined concentration.

Consistent with EPA guidelines, unrounded data are displayed and have been used to calculate % recovery and RPD values.

LCS(D) - Laboratory Control Sample (Duplicate)

MS(D) - Matrix Spike (Duplicate)

DUP - Sample Duplicate

RPD - Relative Percent Difference

NC - Not Calculable.

SG - Silica Gel - Clean-Up

U - Indicates the compound was analyzed for, but not detected.

Acid preservation may not be appropriate for 2 Chloroethylvinyl ether.

A separate vial preserved to a pH of 4-5 is recommended in SW846 Chapter 4 for the analysis of Acrolein and Acrylonitrile by EPA Method 8260.

N-Nitrosodiphenylamine decomposes and cannot be separated from Diphenylamine using Method 8270. The result reported for each analyte is a combined concentration.

Pace Analytical is TNI accredited. Contact your Pace PM for the current list of accredited analytes.

TNI - The NELAC Institute.

ANALYTE QUALIFIERS

M1	Matrix spike recovery exceeded QC limits. Batch accepted based on laboratory control sample (LCS) recovery.
N2	The lab does not hold NELAC/TNI accreditation for this parameter but other accreditations/certifications may apply. A complete list of accreditations/certifications is available upon request.

This report shall not be reproduced, except in full,
without the written consent of Pace Analytical Services, LLC.

Pace Analytical Services, LLC
9800 Kincey Ave. Suite 100
Huntersville, NC 28078
(704)875-9092

QUALITY CONTROL DATA CROSS REFERENCE TABLE

Project: 2020-LI-2448 INCIDENT
Pace Project No.: 92545598

Lab ID	Sample ID	QC Batch Method	QC Batch	Analytical Method	Analytical Batch
92545598001	**14401_HC_RD_20210622**	MADEP VPH	629772		
92545598001	**14401_HC_RD_20210622**	EPA 3010A	629994	EPA 6010D	630134
92545598001	**14401_HC_RD_20210622**	SM 6200B	628745		

This report shall not be reproduced, except in full,
without the written consent of Pace Analytical Services, LLC.

CHAIN-OF-CUSTODY Analytical Request Document

Pace Analytical®

Chain-of-Custody is a LEGAL DOCUMENT - Complete all relevent fields

LAB USE ONLY- Affix Workorder/Login Label Here or List Pace Workorder Number or MTJL Log-in Number Here

WO# : 92545598

92545598

ALL SHADED A

Company: Apex Companies

Billing Information:

Address:

Report To: Andrew Street

Email To: Andrew.Street@apexcos.com

Copy To:

Site Collection Info/Address: 14401 Huntersville Concord Rd

Customer Project Name/Number: 2020-11-24418 Incident

State: NC County/City: Huntersville Time Zone Collected: [ ] PT [ ] MT [ ] CT [ ] ET

Phone: Email:

Site/Facility ID #:

Compliance Monitoring? [ ] Yes [ ] No

Collected By (print): Naomi Fretz

Purchase Order #: Quote #:

DW PWS ID #: DW Location Code:

Collected By (signature): Naomi Fretz

Turnaround Date Required: ASAP

Immediately Packed on Ice: [ ] Yes [ ] No

Sample Disposal: [ ] Dispose as appropriate [ ] Return [ ] Archive: _____ [ ] Hold: _____

Rush: [ ] Same Day [ ] Next Day [ ] 2 Day [ ] 3 Day [ ] 4 Day [ ] 5 Day (Expedite Charges Apply)

Field Filtered (if applicable): [ ] Yes [ ] No Analysis: _____

Container Preservative Type **

** Preservative Types: (1) nitric acid, (2) sulfuric acid, (6) methanol, (7) sodium bisulfate, (8) sodium thiosulfate, (C) ammonium hydroxide, (D) TSP, (U) Unpreserved, (O) Other _____

Analyses: VOCs 62008 | MADEP VPH | Lead

Lab Profile/Line:

Lab Sample Receipt Checklist:

Custody Seals Present/Intact	Y	N	NA
Custody Signatures Present	Y	N	NA
Collector Signature Present	Y	N	NA
Bottles Intact	Y	N	NA
Correct Bottles	Y	N	NA
Sufficient Volume	Y	N	NA
Samples Received on Ice	Y	N	NA
VOA - Headspace Acceptable	Y	N	NA
USDA Regulated Soils	Y	N	NA
Samples in Holding Time	Y	N	NA
Residual Chlorine Present	Y	N	NA
Cl Strips: _____			
Sample pH Acceptable	Y	N	NA
pH Strips: 223819 AU			
Sulfide Present	Y	N	NA
Lead Acetate Strips: _____			

LAB USE ONLY:
Lab Sample # / Comments:

92545598 001

* Matrix Codes (Insert in Matrix box below): Drinking Water (DW), Ground Water (GW), Wastewater (WW), Product (P), Soil/Solid (SL), Oil (OL), Wipe (WP), Air (AR), Tissue (TS), Bioassay (B), Vapor (V), Other (OT)

Customer Sample ID	Matrix *	Comp / Grab	Collected (or Composite Start) Date	Collected (or Composite Start) Time	Composite End Date	Composite End Time	Res Cl	# of Ctns	VOCs 62008	MADEP VPH	Lead
14401_HC_BD_20210622	DW	G	6-22-21	0840				8	X	X	X

Customer Remarks / Special Conditions / Possible Hazards:

Type of Ice Used: Wet Blue Dry None

Packing Material Used: SB

Radchem sample(s) screened (<500 cpm): Y N NA

SHORT HOLDS PRESENT (<72 hours): Y N N/A

Lab Tracking #: 2560406

Samples received via: FEDEX UPS Client Courier Pace Courier

Lab Sample Temperature Info:
Temp Blank Received: Y N NA
Therm ID#: T2064
Cooler 1 Temp Upon Receipt: 5.1 oC
Cooler 1 Therm Corr. Factor: -.1 oC
Cooler 1 Corrected Temp: 5.0 oC
Comments:

Relinquished by/Company: (Signature)	Date/Time:	Received by/Company: (Signature)	Date/Time:
Naomi Fretz / Apex	6-22-21 1315	Pace Nathan Jones	6-22-21 13:15
Relinquished by/Company: (Signature)	Date/Time:	Received by/Company: (Signature)	Date/Time:
Relinquished by/Company: (Signature)	Date/Time:	Received by/Company: (Signature)	Date/Time:

MTJL LAB USE ONLY
Table #:
Acctnum:
Template:
Prelogin:
PM:
PB:

Trip Blank Received: Y N NA
HCL MeOH TSP Other

Non Conformance(s): YES / NO

Page: _____ of: _____

***Check mark top half of box if pH and/or dechlorination is verified and within the acceptance range for preservation samples.**

Exceptions: VOA, Coliform, TOC, Oil and Grease, DRO/8015 (water) DOC, LLHg

****Bottom half of box is to list number of bottles**

Project # **WO# : 92545598**

PM: AMB Due Date: 06/29/21

CLIENT: 92-APEX MOOR

Item#	BP4U-125 mL Plastic Unpreserved (N/A) (Cl-)	BP3U-250 mL Plastic Unpreserved (N/A)	BP2U-500 mL Plastic Unpreserved (N/A)	BP1U-1 liter Plastic Unpreserved (N/A)	BP4S-125 mL Plastic H2SO4 (pH < 2) (Cl-)	BP3N-250 mL plastic HNO3 (pH < 2)	BP4Z-125 mL Plastic ZN Acetate & NaOH (>9)	BP4C-125 mL Plastic NaOH (pH > 12) (Cl-)	WGFU-Wide-mouthed Glass jar Unpreserved	AG1U-1 liter Amber Unpreserved (N/A) (Cl-)	AG1H-1 liter Amber HCl (pH < 2)	AG3U-250 mL Amber Unpreserved (N/A) (Cl-)	AG1S-1 liter Amber H2SO4 (pH < 2)	AG3S-250 mL Amber H2SO4 (pH < 2)	AG3A(DG3A)-250 mL Amber NH4Cl (N/A)(Cl-)	DG9H-40 mL VOA HCl (N/A)	VG9T-40 mL VOA Na2S2O3 (N/A)	VG9U-40 mL VOA Unp (N/A)	DG9P-40 mL VOA H3PO4 (N/A)	VOAK (6 vials per kit)-5035 kit (N/A)	V/GK (3 vials per kit)-VPH/Gas kit(N/A)	SP5T-125 mL Sterile Plastic (N/A – lab)	SP2T-250 mL Sterile Plastic (N/A – lab)		BP3A-250 mL Plastic (NH2)2SO4 (9.3-9.7)	AG0U-100 mL Amber Unpreserved vials (N/A)	VSGU-20 mL Scintillation vials (N/A)	DG9U-40 mL Amber Unpreserved vials (N/A)
1						✓										7													
2																													
3																													
4																													
5																													
6																													
7																													
8																													
9																													
10																													
11																													
12																													

pH Adjustment Log for Preserved Samples

Sample ID	Type of Preservative	pH upon receipt	Date preservation adjusted	Time preservation adjusted	Amount of Preservative added	Lot #

Note: Whenever there is a discrepancy affecting North Carolina compliance samples, a copy of this form will be sent to the North Carolina DEHNR Certification Office (i.e. Out of hold, incorrect preservative, out of temp, incorrect containers.

Pace Analytical Services, LLC
9800 Kincey Ave. Suite 100
Huntersville, NC 28078
(704)875-9092

June 29, 2021

Andrew Street
Apex Companies - NC
5900 Northwoods Business Pkwy
Suite 5900-0
Charlotte, NC 28269

RE: Project: 2020-LI-2448 INCIDENT
Pace Project No.: 92545600

Dear Andrew Street:

Enclosed are the analytical results for sample(s) received by the laboratory on June 22, 2021. The results relate only to the samples included in this report. Results reported herein conform to the applicable TNI/NELAC Standards and the laboratory's Quality Manual, where applicable, unless otherwise noted in the body of the report.

The test results provided in this final report were generated by each of the following laboratories within the Pace Network:

- Pace Analytical Services - Asheville
- Pace Analytical Services - Charlotte

If you have any questions concerning this report, please feel free to contact me.

Sincerely,

Angela M. Baioni

Angela Baioni
angela.baioni@pacelabs.com
(704)875-9092
Project Manager

Enclosures

cc: J Culbreath, Colonial Pipeline Company
Naomi Fretz, APEX Companies, LLC
Robert Hughes, Colonial Pipeline
Cameron Lee, Montrose-EPS
Jamie Moran, APEX Companies, LLC
Jeff Morrison, Colonial Pipeline Company
Tom Naumann, APEX Companies - NC
Joe Nicolette, Montrose-EPS
Christopher Schultz, Apex Companies
Matt Teixeira, Apex Companies, LLC
Michael Verdon, Colonial Pipeline Company
JM Wyatt, Colonial Pipeline Company

REPORT OF LABORATORY ANALYSIS

This report shall not be reproduced, except in full,
without the written consent of Pace Analytical Services, LLC.

Pace Analytical Services, LLC
9800 Kincey Ave. Suite 100
Huntersville, NC 28078
(704)875-9092

CERTIFICATIONS

Project: 2020-LI-2448 INCIDENT
Pace Project No.: 92545600

Pace Analytical Services Charlotte
9800 Kincey Ave. Ste 100, Huntersville, NC 28078
Louisiana/NELAP Certification # LA170028
North Carolina Drinking Water Certification #: 37706
North Carolina Field Services Certification #: 5342
North Carolina Wastewater Certification #: 12
South Carolina Certification #: 99006001
Florida/NELAP Certification #: E87627
Kentucky UST Certification #: 84
Virginia/VELAP Certification #: 460221

Pace Analytical Services Asheville
2225 Riverside Drive, Asheville, NC 28804
Florida/NELAP Certification #: E87648
North Carolina Drinking Water Certification #: 37712
North Carolina Wastewater Certification #: 40
South Carolina Certification #: 99030001
Virginia/VELAP Certification #: 460222

This report shall not be reproduced, except in full,
without the written consent of Pace Analytical Services, LLC.

Pace Analytical Services, LLC
9800 Kincey Ave. Suite 100
Huntersville, NC 28078
(704)875-9092

SAMPLE SUMMARY

Project: 2020-LI-2448 INCIDENT
Pace Project No.: 92545600

Lab ID	Sample ID	Matrix	Date Collected	Date Received
92545600001	**13835_AC_RD_20210622**	Water	06/22/21 10:05	06/22/21 13:15

REPORT OF LABORATORY ANALYSIS

This report shall not be reproduced, except in full,
without the written consent of Pace Analytical Services, LLC.

Pace Analytical Services, LLC
9800 Kincey Ave. Suite 100
Huntersville, NC 28078
(704)875-9092

SAMPLE ANALYTE COUNT

Project: 2020-LI-2448 INCIDENT
Pace Project No.: 92545600

Lab ID	Sample ID	Method	Analysts	Analytes Reported	Laboratory
92545600001	**13835_AC_RD_20210622**	MADEP VPH	MAD	6	PASI-C
		EPA 6010D	RDT	1	PASI-A
		SM 6200B	PM1	63	PASI-C

PASI-A = Pace Analytical Services - Asheville
PASI-C = Pace Analytical Services - Charlotte

This report shall not be reproduced, except in full,
without the written consent of Pace Analytical Services, LLC.

Pace Analytical Services, LLC
9800 Kincey Ave. Suite 100
Huntersville, NC 28078
(704)875-9092

ANALYTICAL RESULTS

Project: 2020-LI-2448 INCIDENT
Pace Project No.: 92545600

Sample: 13835_AC_RD_20210622 **Lab ID: 92545600001** Collected: 06/22/21 10:05 Received: 06/22/21 13:15 Matrix: Water

Parameters	Results	Units	Report Limit	MDL	DF	Prepared	Analyzed	CAS No.	Qual
VPH NC Water	Analytical Method: MADEP VPH Pace Analytical Services - Charlotte								
Total VPH (C5-C12)	ND	ug/L	50.0	50.0	1		06/25/21 20:07		N2
Aliphatic (C05-C08)	ND	ug/L	50.0	50.0	1		06/25/21 20:07		N2
Aliphatic(C09-C12) Adjusted	ND	ug/L	50.0	50.0	1		06/25/21 20:07		N2
Aromatic (C09-C10)	ND	ug/L	50.0	50.0	1		06/25/21 20:07		N2
Surrogates									
4-Bromofluorobenzene (FID) (S)	90	%	70-130		1		06/25/21 20:07	460-00-4	
4-Bromofluorobenzene (PID) (S)	92	%	70-130		1		06/25/21 20:07	460-00-4	
6010 MET ICP	Analytical Method: EPA 6010D Preparation Method: EPA 3010A Pace Analytical Services - Asheville								
Lead	**7.5**	ug/L	5.0	4.5	1	06/28/21 13:50	06/29/21 04:54	7439-92-1	
6200B MSV	Analytical Method: SM 6200B Pace Analytical Services - Charlotte								
Benzene	ND	ug/L	0.50	0.34	1		06/23/21 02:31	71-43-2	
Bromobenzene	ND	ug/L	0.50	0.29	1		06/23/21 02:31	108-86-1	
Bromochloromethane	ND	ug/L	0.50	0.47	1		06/23/21 02:31	74-97-5	
Bromodichloromethane	ND	ug/L	0.50	0.31	1		06/23/21 02:31	75-27-4	
Bromoform	ND	ug/L	0.50	0.34	1		06/23/21 02:31	75-25-2	
Bromomethane	ND	ug/L	5.0	1.7	1		06/23/21 02:31	74-83-9	
n-Butylbenzene	ND	ug/L	0.50	0.49	1		06/23/21 02:31	104-51-8	
sec-Butylbenzene	ND	ug/L	0.50	0.40	1		06/23/21 02:31	135-98-8	
tert-Butylbenzene	ND	ug/L	0.50	0.32	1		06/23/21 02:31	98-06-6	
Carbon tetrachloride	ND	ug/L	0.50	0.33	1		06/23/21 02:31	56-23-5	
Chlorobenzene	ND	ug/L	0.50	0.28	1		06/23/21 02:31	108-90-7	
Chloroethane	ND	ug/L	1.0	0.65	1		06/23/21 02:31	75-00-3	
Chloroform	**0.84**	ug/L	0.50	0.35	1		06/23/21 02:31	67-66-3	
Chloromethane	ND	ug/L	1.0	0.54	1		06/23/21 02:31	74-87-3	
2-Chlorotoluene	ND	ug/L	0.50	0.32	1		06/23/21 02:31	95-49-8	
4-Chlorotoluene	ND	ug/L	0.50	0.32	1		06/23/21 02:31	106-43-4	
1,2-Dibromo-3-chloropropane	ND	ug/L	1.0	0.34	1		06/23/21 02:31	96-12-8	
Dibromochloromethane	ND	ug/L	0.50	0.36	1		06/23/21 02:31	124-48-1	
1,2-Dibromoethane (EDB)	ND	ug/L	0.50	0.27	1		06/23/21 02:31	106-93-4	
Dibromomethane	ND	ug/L	0.50	0.39	1		06/23/21 02:31	74-95-3	
1,2-Dichlorobenzene	ND	ug/L	0.50	0.34	1		06/23/21 02:31	95-50-1	
1,3-Dichlorobenzene	ND	ug/L	0.50	0.34	1		06/23/21 02:31	541-73-1	
1,4-Dichlorobenzene	ND	ug/L	0.50	0.33	1		06/23/21 02:31	106-46-7	
Dichlorodifluoromethane	ND	ug/L	0.50	0.35	1		06/23/21 02:31	75-71-8	
1,1-Dichloroethane	ND	ug/L	0.50	0.37	1		06/23/21 02:31	75-34-3	
1,2-Dichloroethane	ND	ug/L	0.50	0.32	1		06/23/21 02:31	107-06-2	
1,1-Dichloroethene	ND	ug/L	0.50	0.35	1		06/23/21 02:31	75-35-4	
cis-1,2-Dichloroethene	ND	ug/L	0.50	0.38	1		06/23/21 02:31	156-59-2	
trans-1,2-Dichloroethene	ND	ug/L	0.50	0.40	1		06/23/21 02:31	156-60-5	
1,2-Dichloropropane	ND	ug/L	0.50	0.36	1		06/23/21 02:31	78-87-5	
1,3-Dichloropropane	ND	ug/L	0.50	0.28	1		06/23/21 02:31	142-28-9	

REPORT OF LABORATORY ANALYSIS

This report shall not be reproduced, except in full,
without the written consent of Pace Analytical Services, LLC.

Pace Analytical Services, LLC
9800 Kincey Ave. Suite 100
Huntersville, NC 28078
(704)875-9092

ANALYTICAL RESULTS

Project: 2020-LI-2448 INCIDENT
Pace Project No.: 92545600

Sample: 13835_AC_RD_20210622 **Lab ID: 92545600001** Collected: 06/22/21 10:05 Received: 06/22/21 13:15 Matrix: Water

Parameters	Results	Units	Report Limit	MDL	DF	Prepared	Analyzed	CAS No.	Qual
6200B MSV	Analytical Method: SM 6200B Pace Analytical Services - Charlotte								
2,2-Dichloropropane	ND	ug/L	0.50	0.39	1		06/23/21 02:31	594-20-7	
1,1-Dichloropropene	ND	ug/L	0.50	0.43	1		06/23/21 02:31	563-58-6	
cis-1,3-Dichloropropene	ND	ug/L	0.50	0.36	1		06/23/21 02:31	10061-01-5	
trans-1,3-Dichloropropene	ND	ug/L	0.50	0.36	1		06/23/21 02:31	10061-02-6	
Diisopropyl ether	ND	ug/L	0.50	0.31	1		06/23/21 02:31	108-20-3	
Ethylbenzene	ND	ug/L	0.50	0.30	1		06/23/21 02:31	100-41-4	
Hexachloro-1,3-butadiene	ND	ug/L	2.0	1.5	1		06/23/21 02:31	87-68-3	
Isopropylbenzene (Cumene)	ND	ug/L	0.50	0.33	1		06/23/21 02:31	98-82-8	
Methylene Chloride	ND	ug/L	2.0	2.0	1		06/23/21 02:31	75-09-2	
Methyl-tert-butyl ether	ND	ug/L	0.50	0.42	1		06/23/21 02:31	1634-04-4	
Naphthalene	ND	ug/L	2.0	0.64	1		06/23/21 02:31	91-20-3	
n-Propylbenzene	ND	ug/L	0.50	0.34	1		06/23/21 02:31	103-65-1	
Styrene	ND	ug/L	0.50	0.29	1		06/23/21 02:31	100-42-5	
1,1,1,2-Tetrachloroethane	ND	ug/L	0.50	0.31	1		06/23/21 02:31	630-20-6	
1,1,2,2-Tetrachloroethane	ND	ug/L	0.50	0.22	1		06/23/21 02:31	79-34-5	
Tetrachloroethene	ND	ug/L	0.50	0.29	1		06/23/21 02:31	127-18-4	
Toluene	ND	ug/L	0.50	0.48	1		06/23/21 02:31	108-88-3	
1,2,3-Trichlorobenzene	ND	ug/L	2.0	0.81	1		06/23/21 02:31	87-61-6	
1,2,4-Trichlorobenzene	ND	ug/L	2.0	0.64	1		06/23/21 02:31	120-82-1	
1,1,1-Trichloroethane	ND	ug/L	0.50	0.33	1		06/23/21 02:31	71-55-6	
1,1,2-Trichloroethane	ND	ug/L	0.50	0.32	1		06/23/21 02:31	79-00-5	
Trichloroethene	ND	ug/L	0.50	0.38	1		06/23/21 02:31	79-01-6	
Trichlorofluoromethane	ND	ug/L	1.0	0.30	1		06/23/21 02:31	75-69-4	
1,2,3-Trichloropropane	ND	ug/L	0.50	0.26	1		06/23/21 02:31	96-18-4	
1,2,4-Trimethylbenzene	ND	ug/L	0.50	0.50	1		06/23/21 02:31	95-63-6	
1,3,5-Trimethylbenzene	ND	ug/L	0.50	0.33	1		06/23/21 02:31	108-67-8	
Vinyl chloride	ND	ug/L	1.0	0.39	1		06/23/21 02:31	75-01-4	
m&p-Xylene	ND	ug/L	1.0	0.71	1		06/23/21 02:31	179601-23-1	
o-Xylene	ND	ug/L	0.50	0.34	1		06/23/21 02:31	95-47-6	
Surrogates									
1,2-Dichloroethane-d4 (S)	96	%	70-130		1		06/23/21 02:31	17060-07-0	
4-Bromofluorobenzene (S)	100	%	70-130		1		06/23/21 02:31	460-00-4	
Toluene-d8 (S)	99	%	70-130		1		06/23/21 02:31	2037-26-5	

REPORT OF LABORATORY ANALYSIS

This report shall not be reproduced, except in full,
without the written consent of Pace Analytical Services, LLC.

Pace Analytical Services, LLC
9800 Kincey Ave. Suite 100
Huntersville, NC 28078
(704)875-9092

QUALITY CONTROL DATA

Project: 2020-LI-2448 INCIDENT
Pace Project No.: 92545600

QC Batch: 629772
QC Batch Method: MADEP VPH
Analysis Method: MADEP VPH
Analysis Description: VPH NC Water
Laboratory: Pace Analytical Services - Charlotte
Associated Lab Samples: 92545600001

METHOD BLANK: 3309711 Matrix: Water
Associated Lab Samples: 92545600001

Parameter	Units	Blank Result	Reporting Limit	MDL	Analyzed	Qualifiers
Aliphatic (C05-C08)	ug/L	ND	50.0	50.0	06/25/21 15:49	N2
Aromatic (C09-C10)	ug/L	ND	50.0	50.0	06/25/21 15:49	N2
4-Bromofluorobenzene (FID) (S)	%	105	70-130		06/25/21 15:49	
4-Bromofluorobenzene (PID) (S)	%	106	70-130		06/25/21 15:49	

LABORATORY CONTROL SAMPLE & LCSD: 3309712 3309713

Parameter	Units	Spike Conc.	LCS Result	LCSD Result	LCS % Rec	LCSD % Rec	% Rec Limits	RPD	Max RPD	Qualifiers
Aliphatic (C05-C08)	ug/L	300	256	256	85	85	70-130	0	25	N2
Aromatic (C09-C10)	ug/L	100	110	113	110	113	70-130	3	25	N2
4-Bromofluorobenzene (FID) (S)	%				103	106	70-130			
4-Bromofluorobenzene (PID) (S)	%				101	104	70-130			

Results presented on this page are in the units indicated by the "Units" column except where an alternate unit is presented to the right of the result.

REPORT OF LABORATORY ANALYSIS

This report shall not be reproduced, except in full,
without the written consent of Pace Analytical Services, LLC.

Pace Analytical Services, LLC
9800 Kincey Ave. Suite 100
Huntersville, NC 28078
(704)875-9092

QUALITY CONTROL DATA

Project: 2020-LI-2448 INCIDENT
Pace Project No.: 92545600

QC Batch: 629994
QC Batch Method: EPA 3010A
Analysis Method: EPA 6010D
Analysis Description: 6010 MET
Laboratory: Pace Analytical Services - Asheville
Associated Lab Samples: 92545600001

METHOD BLANK: 3310451 Matrix: Water
Associated Lab Samples: 92545600001

Parameter	Units	Blank Result	Reporting Limit	MDL	Analyzed	Qualifiers
Lead	ug/L	ND	5.0	4.5	06/29/21 04:16	

LABORATORY CONTROL SAMPLE: 3310452

Parameter	Units	Spike Conc.	LCS Result	LCS % Rec	% Rec Limits	Qualifiers
Lead	ug/L	500	458	92	80-120	

MATRIX SPIKE & MATRIX SPIKE DUPLICATE: 3310453 3310454

Parameter	Units	92545591001 Result	MS Spike Conc.	MSD Spike Conc.	MS Result	MSD Result	MS % Rec	MSD % Rec	% Rec Limits	RPD	Max RPD	Qual
Lead	ug/L	ND	500	500	479	455	95	90	75-125	5	20	

Results presented on this page are in the units indicated by the "Units" column except where an alternate unit is presented to the right of the result.

REPORT OF LABORATORY ANALYSIS

This report shall not be reproduced, except in full,
without the written consent of Pace Analytical Services, LLC.

Pace Analytical Services, LLC
9800 Kincey Ave. Suite 100
Huntersville, NC 28078
(704)875-9092

QUALITY CONTROL DATA

Project: 2020-LI-2448 INCIDENT
Pace Project No.: 92545600

QC Batch: 628745
QC Batch Method: SM 6200B
Analysis Method: SM 6200B
Analysis Description: 6200B MSV
Laboratory: Pace Analytical Services - Charlotte

Associated Lab Samples: 92545600001

METHOD BLANK: 3304821 Matrix: Water
Associated Lab Samples: 92545600001

Parameter	Units	Blank Result	Reporting Limit	MDL	Analyzed	Qualifiers
1,1,1,2-Tetrachloroethane	ug/L	ND	0.50	0.31	06/22/21 23:50	
1,1,1-Trichloroethane	ug/L	ND	0.50	0.33	06/22/21 23:50	
1,1,2,2-Tetrachloroethane	ug/L	ND	0.50	0.22	06/22/21 23:50	
1,1,2-Trichloroethane	ug/L	ND	0.50	0.32	06/22/21 23:50	
1,1-Dichloroethane	ug/L	ND	0.50	0.37	06/22/21 23:50	
1,1-Dichloroethene	ug/L	ND	0.50	0.35	06/22/21 23:50	
1,1-Dichloropropene	ug/L	ND	0.50	0.43	06/22/21 23:50	
1,2,3-Trichlorobenzene	ug/L	ND	2.0	0.81	06/22/21 23:50	
1,2,3-Trichloropropane	ug/L	ND	0.50	0.26	06/22/21 23:50	
1,2,4-Trichlorobenzene	ug/L	ND	2.0	0.64	06/22/21 23:50	
1,2,4-Trimethylbenzene	ug/L	ND	0.50	0.50	06/22/21 23:50	
1,2-Dibromo-3-chloropropane	ug/L	ND	1.0	0.34	06/22/21 23:50	
1,2-Dibromoethane (EDB)	ug/L	ND	0.50	0.27	06/22/21 23:50	
1,2-Dichlorobenzene	ug/L	ND	0.50	0.34	06/22/21 23:50	
1,2-Dichloroethane	ug/L	ND	0.50	0.32	06/22/21 23:50	
1,2-Dichloropropane	ug/L	ND	0.50	0.36	06/22/21 23:50	
1,3,5-Trimethylbenzene	ug/L	ND	0.50	0.33	06/22/21 23:50	
1,3-Dichlorobenzene	ug/L	ND	0.50	0.34	06/22/21 23:50	
1,3-Dichloropropane	ug/L	ND	0.50	0.28	06/22/21 23:50	
1,4-Dichlorobenzene	ug/L	ND	0.50	0.33	06/22/21 23:50	
2,2-Dichloropropane	ug/L	ND	0.50	0.39	06/22/21 23:50	
2-Chlorotoluene	ug/L	ND	0.50	0.32	06/22/21 23:50	
4-Chlorotoluene	ug/L	ND	0.50	0.32	06/22/21 23:50	
Benzene	ug/L	ND	0.50	0.34	06/22/21 23:50	
Bromobenzene	ug/L	ND	0.50	0.29	06/22/21 23:50	
Bromochloromethane	ug/L	ND	0.50	0.47	06/22/21 23:50	
Bromodichloromethane	ug/L	ND	0.50	0.31	06/22/21 23:50	
Bromoform	ug/L	ND	0.50	0.34	06/22/21 23:50	
Bromomethane	ug/L	ND	5.0	1.7	06/22/21 23:50	
Carbon tetrachloride	ug/L	ND	0.50	0.33	06/22/21 23:50	
Chlorobenzene	ug/L	ND	0.50	0.28	06/22/21 23:50	
Chloroethane	ug/L	ND	1.0	0.65	06/22/21 23:50	
Chloroform	ug/L	ND	0.50	0.35	06/22/21 23:50	
Chloromethane	ug/L	ND	1.0	0.54	06/22/21 23:50	
cis-1,2-Dichloroethene	ug/L	ND	0.50	0.38	06/22/21 23:50	
cis-1,3-Dichloropropene	ug/L	ND	0.50	0.36	06/22/21 23:50	
Dibromochloromethane	ug/L	ND	0.50	0.36	06/22/21 23:50	
Dibromomethane	ug/L	ND	0.50	0.39	06/22/21 23:50	
Dichlorodifluoromethane	ug/L	ND	0.50	0.35	06/22/21 23:50	
Diisopropyl ether	ug/L	ND	0.50	0.31	06/22/21 23:50	

Results presented on this page are in the units indicated by the "Units" column except where an alternate unit is presented to the right of the result.

REPORT OF LABORATORY ANALYSIS

This report shall not be reproduced, except in full,
without the written consent of Pace Analytical Services, LLC.

Pace Analytical Services, LLC
9800 Kincey Ave. Suite 100
Huntersville, NC 28078
(704)875-9092

QUALITY CONTROL DATA

Project: 2020-LI-2448 INCIDENT
Pace Project No.: 92545600

METHOD BLANK: 3304821 Matrix: Water
Associated Lab Samples: 92545600001

Parameter	Units	Blank Result	Reporting Limit	MDL	Analyzed	Qualifiers
Ethylbenzene	ug/L	ND	0.50	0.30	06/22/21 23:50	
Hexachloro-1,3-butadiene	ug/L	ND	2.0	1.5	06/22/21 23:50	
Isopropylbenzene (Cumene)	ug/L	ND	0.50	0.33	06/22/21 23:50	
m&p-Xylene	ug/L	ND	1.0	0.71	06/22/21 23:50	
Methyl-tert-butyl ether	ug/L	ND	0.50	0.42	06/22/21 23:50	
Methylene Chloride	ug/L	ND	2.0	2.0	06/22/21 23:50	
n-Butylbenzene	ug/L	ND	0.50	0.49	06/22/21 23:50	
n-Propylbenzene	ug/L	ND	0.50	0.34	06/22/21 23:50	
Naphthalene	ug/L	ND	2.0	0.64	06/22/21 23:50	
o-Xylene	ug/L	ND	0.50	0.34	06/22/21 23:50	
sec-Butylbenzene	ug/L	ND	0.50	0.40	06/22/21 23:50	
Styrene	ug/L	ND	0.50	0.29	06/22/21 23:50	
tert-Butylbenzene	ug/L	ND	0.50	0.32	06/22/21 23:50	
Tetrachloroethene	ug/L	ND	0.50	0.29	06/22/21 23:50	
Toluene	ug/L	ND	0.50	0.48	06/22/21 23:50	
trans-1,2-Dichloroethene	ug/L	ND	0.50	0.40	06/22/21 23:50	
trans-1,3-Dichloropropene	ug/L	ND	0.50	0.36	06/22/21 23:50	
Trichloroethene	ug/L	ND	0.50	0.38	06/22/21 23:50	
Trichlorofluoromethane	ug/L	ND	1.0	0.30	06/22/21 23:50	
Vinyl chloride	ug/L	ND	1.0	0.39	06/22/21 23:50	
1,2-Dichloroethane-d4 (S)	%	94	70-130		06/22/21 23:50	
4-Bromofluorobenzene (S)	%	101	70-130		06/22/21 23:50	
Toluene-d8 (S)	%	99	70-130		06/22/21 23:50	

LABORATORY CONTROL SAMPLE: 3304822

Parameter	Units	Spike Conc.	LCS Result	LCS % Rec	% Rec Limits	Qualifiers
1,1,1,2-Tetrachloroethane	ug/L	50	56.2	112	60-140	
1,1,1-Trichloroethane	ug/L	50	51.8	104	60-140	
1,1,2,2-Tetrachloroethane	ug/L	50	52.5	105	60-140	
1,1,2-Trichloroethane	ug/L	50	51.4	103	60-140	
1,1-Dichloroethane	ug/L	50	52.0	104	60-140	
1,1-Dichloroethene	ug/L	50	50.3	101	60-140	
1,1-Dichloropropene	ug/L	50	52.6	105	60-140	
1,2,3-Trichlorobenzene	ug/L	50	54.7	109	60-140	
1,2,3-Trichloropropane	ug/L	50	50.8	102	60-140	
1,2,4-Trichlorobenzene	ug/L	50	53.2	106	60-140	
1,2,4-Trimethylbenzene	ug/L	50	54.1	108	60-140	
1,2-Dibromo-3-chloropropane	ug/L	50	55.8	112	60-140	
1,2-Dibromoethane (EDB)	ug/L	50	55.2	110	60-140	
1,2-Dichlorobenzene	ug/L	50	52.9	106	60-140	
1,2-Dichloroethane	ug/L	50	43.9	88	60-140	
1,2-Dichloropropane	ug/L	50	50.7	101	60-140	
1,3,5-Trimethylbenzene	ug/L	50	52.8	106	60-140	

Results presented on this page are in the units indicated by the "Units" column except where an alternate unit is presented to the right of the result.

REPORT OF LABORATORY ANALYSIS

This report shall not be reproduced, except in full,
without the written consent of Pace Analytical Services, LLC.

Pace Analytical Services, LLC
9800 Kincey Ave. Suite 100
Huntersville, NC 28078
(704)875-9092

QUALITY CONTROL DATA

Project: 2020-LI-2448 INCIDENT
Pace Project No.: 92545600

LABORATORY CONTROL SAMPLE: 3304822

Parameter	Units	Spike Conc.	LCS Result	LCS % Rec	% Rec Limits	Qualifiers
1,3-Dichlorobenzene	ug/L	50	52.2	104	60-140	
1,3-Dichloropropane	ug/L	50	53.4	107	60-140	
1,4-Dichlorobenzene	ug/L	50	53.5	107	60-140	
2,2-Dichloropropane	ug/L	50	52.6	105	60-140	
2-Chlorotoluene	ug/L	50	53.3	107	60-140	
4-Chlorotoluene	ug/L	50	52.0	104	60-140	
Benzene	ug/L	50	50.3	101	60-140	
Bromobenzene	ug/L	50	54.0	108	60-140	
Bromochloromethane	ug/L	50	53.0	106	60-140	
Bromodichloromethane	ug/L	50	52.1	104	60-140	
Bromoform	ug/L	50	55.3	111	60-140	
Bromomethane	ug/L	50	59.5	119	60-140	
Carbon tetrachloride	ug/L	50	49.7	99	60-140	
Chlorobenzene	ug/L	50	52.1	104	60-140	
Chloroethane	ug/L	50	52.6	105	60-140	
Chloroform	ug/L	50	50.6	101	60-140	
Chloromethane	ug/L	50	45.7	91	60-140	
cis-1,2-Dichloroethene	ug/L	50	50.1	100	60-140	
cis-1,3-Dichloropropene	ug/L	50	53.5	107	60-140	
Dibromochloromethane	ug/L	50	56.6	113	60-140	
Dibromomethane	ug/L	50	50.6	101	60-140	
Dichlorodifluoromethane	ug/L	50	40.4	81	60-140	
Diisopropyl ether	ug/L	50	48.4	97	60-140	
Ethylbenzene	ug/L	50	52.4	105	60-140	
Hexachloro-1,3-butadiene	ug/L	50	49.1	98	60-140	
Isopropylbenzene (Cumene)	ug/L	50	54.3	109	60-140	
m&p-Xylene	ug/L	100	105	105	60-140	
Methyl-tert-butyl ether	ug/L	50	51.0	102	60-140	
Methylene Chloride	ug/L	50	51.8	104	60-140	
n-Butylbenzene	ug/L	50	52.7	105	60-140	
n-Propylbenzene	ug/L	50	53.1	106	60-140	
Naphthalene	ug/L	50	53.0	106	60-140	
o-Xylene	ug/L	50	53.3	107	60-140	
sec-Butylbenzene	ug/L	50	51.5	103	60-140	
Styrene	ug/L	50	55.5	111	60-140	
tert-Butylbenzene	ug/L	50	44.0	88	60-140	
Tetrachloroethene	ug/L	50	50.4	101	60-140	
Toluene	ug/L	50	49.7	99	60-140	
trans-1,2-Dichloroethene	ug/L	50	52.2	104	60-140	
trans-1,3-Dichloropropene	ug/L	50	53.8	108	60-140	
Trichloroethene	ug/L	50	51.0	102	60-140	
Trichlorofluoromethane	ug/L	50	42.2	84	60-140	
Vinyl chloride	ug/L	50	45.9	92	60-140	
1,2-Dichloroethane-d4 (S)	%			93	70-130	
4-Bromofluorobenzene (S)	%			101	70-130	
Toluene-d8 (S)	%			97	70-130	

Results presented on this page are in the units indicated by the "Units" column except where an alternate unit is presented to the right of the result.

REPORT OF LABORATORY ANALYSIS

This report shall not be reproduced, except in full,
without the written consent of Pace Analytical Services, LLC.

Pace Analytical Services, LLC
9800 Kincey Ave. Suite 100
Huntersville, NC 28078
(704)875-9092

QUALITY CONTROL DATA

Project: 2020-LI-2448 INCIDENT
Pace Project No.: 92545600

MATRIX SPIKE & MATRIX SPIKE DUPLICATE: 3304823 3304824

Parameter	Units	92544752003 Result	MS Spike Conc.	MSD Spike Conc.	MS Result	MSD Result	MS % Rec	MSD % Rec	% Rec Limits	RPD	Max RPD	Qual
1,1,1,2-Tetrachloroethane	ug/L	ND	500	500	560	556	112	111	60-140	1	30	
1,1,1-Trichloroethane	ug/L	ND	500	500	552	534	110	107	60-140	3	30	
1,1,2,2-Tetrachloroethane	ug/L	ND	500	500	531	520	106	104	60-140	2	30	
1,1,2-Trichloroethane	ug/L	ND	500	500	529	504	106	101	60-140	5	30	
1,1-Dichloroethane	ug/L	ND	500	500	555	532	111	106	60-140	4	30	
1,1-Dichloroethene	ug/L	ND	500	500	565	542	113	108	60-140	4	30	
1,1-Dichloropropene	ug/L	ND	500	500	573	557	115	111	60-140	3	30	
1,2,3-Trichlorobenzene	ug/L	ND	500	500	506	517	101	103	60-140	2	30	
1,2,3-Trichloropropane	ug/L	ND	500	500	527	519	105	104	60-140	2	30	
1,2,4-Trichlorobenzene	ug/L	ND	500	500	496	522	99	104	60-140	5	30	
1,2,4-Trimethylbenzene	ug/L	1600	500	500	2240	2280	129	135	60-140	1	30	
1,2-Dibromo-3-chloropropane	ug/L	ND	500	500	502	515	100	103	60-140	3	30	
1,2-Dibromoethane (EDB)	ug/L	ND	500	500	554	521	111	104	60-140	6	30	
1,2-Dichlorobenzene	ug/L	ND	500	500	548	523	110	105	60-140	5	30	
1,2-Dichloroethane	ug/L	103	500	500	566	541	93	88	60-140	5	30	
1,2-Dichloropropane	ug/L	ND	500	500	538	520	108	104	60-140	4	30	
1,3,5-Trimethylbenzene	ug/L	502	500	500	1100	1100	119	119	60-140	0	30	
1,3-Dichlorobenzene	ug/L	ND	500	500	531	527	106	105	60-140	1	30	
1,3-Dichloropropane	ug/L	ND	500	500	547	526	109	105	60-140	4	30	
1,4-Dichlorobenzene	ug/L	ND	500	500	549	542	110	108	60-140	1	30	
2,2-Dichloropropane	ug/L	ND	500	500	453	441	91	88	60-140	3	30	
2-Chlorotoluene	ug/L	ND	500	500	572	561	114	112	60-140	2	30	
4-Chlorotoluene	ug/L	ND	500	500	549	536	110	107	60-140	2	30	
Benzene	ug/L	4110	500	500	4610	4660	101	111	60-140	1	30	
Bromobenzene	ug/L	ND	500	500	569	541	114	108	60-140	5	30	
Bromochloromethane	ug/L	ND	500	500	521	511	104	102	60-140	2	30	
Bromodichloromethane	ug/L	ND	500	500	543	527	109	105	60-140	3	30	
Bromoform	ug/L	ND	500	500	514	500	103	100	60-140	3	30	
Bromomethane	ug/L	ND	500	500	650	611	130	122	60-140	6	30	
Carbon tetrachloride	ug/L	ND	500	500	562	559	112	112	60-140	1	30	
Chlorobenzene	ug/L	ND	500	500	562	528	112	106	60-140	6	30	
Chloroethane	ug/L	ND	500	500	577	559	115	112	60-140	3	30	
Chloroform	ug/L	ND	500	500	542	504	108	101	60-140	7	30	
Chloromethane	ug/L	ND	500	500	537	543	107	109	60-140	1	30	
cis-1,2-Dichloroethene	ug/L	ND	500	500	530	518	106	104	60-140	2	30	
cis-1,3-Dichloropropene	ug/L	ND	500	500	511	502	102	100	60-140	2	30	
Dibromochloromethane	ug/L	ND	500	500	538	526	108	105	60-140	2	30	
Dibromomethane	ug/L	ND	500	500	497	502	99	100	60-140	1	30	
Dichlorodifluoromethane	ug/L	ND	500	500	445	433	89	87	60-140	3	30	
Diisopropyl ether	ug/L	ND	500	500	507	486	101	97	60-140	4	30	
Ethylbenzene	ug/L	1270	500	500	1840	1810	114	107	60-140	2	30	
Hexachloro-1,3-butadiene	ug/L	ND	500	500	476	499	95	100	60-140	5	30	
Isopropylbenzene (Cumene)	ug/L	47.4	500	500	628	607	116	112	60-140	3	30	
m&p-Xylene	ug/L	4390	1000	1000	5480	5400	108	101	60-140	1	30	

Results presented on this page are in the units indicated by the "Units" column except where an alternate unit is presented to the right of the result.

REPORT OF LABORATORY ANALYSIS

This report shall not be reproduced, except in full,
without the written consent of Pace Analytical Services, LLC.

Pace Analytical Services, LLC
9800 Kincey Ave. Suite 100
Huntersville, NC 28078
(704)875-9092

QUALITY CONTROL DATA

Project: 2020-LI-2448 INCIDENT
Pace Project No.: 92545600

MATRIX SPIKE & MATRIX SPIKE DUPLICATE: 3304823 3304824

Parameter	Units	92544752003 Result	MS Spike Conc.	MSD Spike Conc.	MS Result	MSD Result	MS % Rec	MSD % Rec	% Rec Limits	RPD	Max RPD	Qual
Methyl-tert-butyl ether	ug/L	256	500	500	771	755	103	100	60-140	2	30	
Methylene Chloride	ug/L	ND	500	500	566	538	113	108	60-140	5	30	
n-Butylbenzene	ug/L	ND	500	500	579	589	114	116	60-140	2	30	
n-Propylbenzene	ug/L	ND	500	500	707	695	141	139	60-140	2	30	M1
Naphthalene	ug/L	441	500	500	972	996	106	111	60-140	2	30	
o-Xylene	ug/L	1250	500	500	1790	1780	108	106	60-140	0	30	
sec-Butylbenzene	ug/L	ND	500	500	562	551	112	110	60-140	2	30	
Styrene	ug/L	ND	500	500	586	555	115	109	60-140	5	30	
tert-Butylbenzene	ug/L	ND	500	500	480	466	96	93	60-140	3	30	
Tetrachloroethene	ug/L	ND	500	500	561	545	112	109	60-140	3	30	
Toluene	ug/L	1100	500	500	1650	1680	110	115	60-140	2	30	
trans-1,2-Dichloroethene	ug/L	ND	500	500	559	537	112	107	60-140	4	30	
trans-1,3-Dichloropropene	ug/L	ND	500	500	509	491	102	98	60-140	4	30	
Trichloroethene	ug/L	ND	500	500	548	537	110	107	60-140	2	30	
Trichlorofluoromethane	ug/L	ND	500	500	472	461	94	92	60-140	2	30	
Vinyl chloride	ug/L	ND	500	500	494	484	99	97	60-140	2	30	
1,2-Dichloroethane-d4 (S)	%						93	92	70-130			
4-Bromofluorobenzene (S)	%						99	97	70-130			
Toluene-d8 (S)	%						98	98	70-130			

Results presented on this page are in the units indicated by the "Units" column except where an alternate unit is presented to the right of the result.

REPORT OF LABORATORY ANALYSIS

This report shall not be reproduced, except in full,
without the written consent of Pace Analytical Services, LLC.

Pace Analytical Services, LLC
9800 Kincey Ave. Suite 100
Huntersville, NC 28078
(704)875-9092

QUALIFIERS

Project: 2020-LI-2448 INCIDENT
Pace Project No.: 92545600

DEFINITIONS

DF - Dilution Factor, if reported, represents the factor applied to the reported data due to dilution of the sample aliquot.

ND - Not Detected at or above adjusted reporting limit.

TNTC - Too Numerous To Count

J - Estimated concentration above the adjusted method detection limit and below the adjusted reporting limit.

MDL - Adjusted Method Detection Limit.

PQL - Practical Quantitation Limit.

RL - Reporting Limit - The lowest concentration value that meets project requirements for quantitative data with known precision and bias for a specific analyte in a specific matrix.

S - Surrogate

1,2-Diphenylhydrazine decomposes to and cannot be separated from Azobenzene using Method 8270. The result for each analyte is a combined concentration.

Consistent with EPA guidelines, unrounded data are displayed and have been used to calculate % recovery and RPD values.

LCS(D) - Laboratory Control Sample (Duplicate)

MS(D) - Matrix Spike (Duplicate)

DUP - Sample Duplicate

RPD - Relative Percent Difference

NC - Not Calculable.

SG - Silica Gel - Clean-Up

U - Indicates the compound was analyzed for, but not detected.

Acid preservation may not be appropriate for 2 Chloroethylvinyl ether.

A separate vial preserved to a pH of 4-5 is recommended in SW846 Chapter 4 for the analysis of Acrolein and Acrylonitrile by EPA Method 8260.

N-Nitrosodiphenylamine decomposes and cannot be separated from Diphenylamine using Method 8270. The result reported for each analyte is a combined concentration.

Pace Analytical is TNI accredited. Contact your Pace PM for the current list of accredited analytes.

TNI - The NELAC Institute.

ANALYTE QUALIFIERS

M1	Matrix spike recovery exceeded QC limits. Batch accepted based on laboratory control sample (LCS) recovery.
N2	The lab does not hold NELAC/TNI accreditation for this parameter but other accreditations/certifications may apply. A complete list of accreditations/certifications is available upon request.

This report shall not be reproduced, except in full,
without the written consent of Pace Analytical Services, LLC.

Pace Analytical Services, LLC
9800 Kincey Ave. Suite 100
Huntersville, NC 28078
(704)875-9092

QUALITY CONTROL DATA CROSS REFERENCE TABLE

Project: 2020-LI-2448 INCIDENT
Pace Project No.: 92545600

Lab ID	Sample ID	QC Batch Method	QC Batch	Analytical Method	Analytical Batch
92545600001	**13835_AC_RD_20210622**	MADEP VPH	629772		
92545600001	**13835_AC_RD_20210622**	EPA 3010A	629994	EPA 6010D	630134
92545600001	**13835_AC_RD_20210622**	SM 6200B	628745		

This report shall not be reproduced, except in full,
without the written consent of Pace Analytical Services, LLC.

CHAIN-OF-CUSTODY Analytical Request Document

Pace Analytical

Chain-of-Custody is a LEGAL DOCUMENT - Complete all relevent fields

LAB USE ONLY- Affix Workord

WO# : 92545600

92545600

ALL SHADED

Container Preservative Type **

** Preservative Types: (1) nitric acid, (2) sulfuric acid, (3) hydrochloric acid, (4) sodium hydroxide, (5) zinc acetate, (6) methanol, (7) sodium bisulfate, (8) sodium thiosulfate, (9) hexane, (A) ascorbic acid, (B) ammonium sulfate, (C) ammonium hydroxide, (D) TSP, (U) Unpreserved, (O) Other _____

Company: Apex Companies	Billing Information:
Address:	
Report To: Andrew Street	Email To: Andrew.Street@apexcos.com
Copy To:	Site Collection Info/Address: 13835 Asbury Chapel Road
Customer Project Name/Number: 2020-LI-2448 Incident	State: NC County/City: Huntersville Time Zone Collected: [ ] PT [ ] MT [ ] CT [ ] ET
Phone: Email:	Site/Facility ID #: Compliance Monitoring? [ ] Yes [ ] No
Collected By (print): Naomi Fretz	Purchase Order #: Quote #: DW PWS ID #: DW Location Code:
Collected By (signature): Naomi Fretz	Turnaround Date Required: ASAP Immediately Packed on Ice: [ ] Yes [ ] No
Sample Disposal: [ ] Dispose as appropriate [ ] Return [ ] Archive: _____ [ ] Hold: _____	Rush: [ ] Same Day [ ] Next Day [ ] 2 Day [ ] 3 Day [ ] 4 Day [ ] 5 Day (Expedite Charges Apply) Field Filtered (if applicable): [ ] Yes [ ] No Analysis: _____

* Matrix Codes (Insert in Matrix box below): Drinking Water (DW), Ground Water (GW), Wastewater (WW), Product (P), Soil/Solid (SL), Oil (OL), Wipe (WP), Air (AR), Tissue (TS), Bioassay (B), Vapor (V), Other (OT)

Customer Sample ID	Matrix *	Comp / Grab	Collected (or Composite Start) Date	Collected (or Composite Start) Time	Composite End Date	Composite End Time	Res Cl	# of Ctns	Analyses: VOCs 6200B	MADEP VPH	Lead
13835-AC-RD-20210622	OW	G	6-22-21	1005				8	X	X	X

Lab Profile/Line:

Lab Sample Receipt Checklist:

Custody Seals Present/Intact	Y	N	NA
Custody Signatures Present	Y	N	NA
Collector Signature Present	Y	N	NA
Bottles Intact	Y	N	NA
Correct Bottles	Y	N	NA
Sufficient Volume	Y	N	NA
Samples Received on Ice	Y	N	NA
VOA - Headspace Acceptable	Y	N	NA
USDA Regulated Soils	Y	N	NA
Samples in Holding Time	Y	N	NA
Residual Chlorine Present	Y	N	NA
Cl Strips: _____			
Sample pH Acceptable	Y	N	NA
pH Strips: 223817AV			
Sulfide Present	Y	N	NA
Lead Acetate Strips: _____			

LAB USE ONLY:
Lab Sample # / Comments:

92545600
001

Customer Remarks / Special Conditions / Possible Hazards:

Type of Ice Used: Wet Blue Dry None

Packing Material Used: BB

Radchem sample(s) screened (<500 cpm): Y N NA

SHORT HOLDS PRESENT (<72 hours): Y N N/A

Lab Tracking #: 2560409

Samples received via: FEDEX UPS Client Courier Pace Courier

Lab Sample Temperature Info:
Temp Blank Received: Y N NA
Therm ID#: 92706
Cooler 1 Temp Upon Receipt: 5.1 oC
Cooler 1 Therm Corr. Factor: -.1 oC
Cooler 1 Corrected Temp: 5.0 oC
Comments:

Relinquished by/Company: (Signature) Naomi Fretz / Apex	Date/Time: 6-22-21 1315	Received by/Company: (Signature) Pace Madison Lewis	Date/Time: 6-22-21 13:15
Relinquished by/Company: (Signature)	Date/Time:	Received by/Company: (Signature)	Date/Time:
Relinquished by/Company: (Signature)	Date/Time:	Received by/Company: (Signature)	Date/Time:

MTJL LAB USE ONLY

Table #:
Acctnum:
Template:
Prelogin:
PM:
PB:

Trip Blank Received: Y N NA
HCL MeOH TSP Other

Non Conformance(s): YES / NO

Page: _____ of: _____

***Check mark top half of box if pH and/or dechlorination is verified and within the acceptance range for preservation samples.**

Exceptions: VOA, Coliform, TOC, Oil and Grease, DRO/8015 (water) DOC, LLHg

****Bottom half of box is to list number of bottles**

Project # **WO# : 92545600**

PM: AMB Due Date: 06/29/21

CLIENT: 92-APEX MOOR

Item#	BP4U-125 mL Plastic Unpreserved (N/A) (Cl-)	BP3U-250 mL Plastic Unpreserved (N/A)	BP2U-500 mL Plastic Unpreserved (N/A)	BP1U-1 liter Plastic Unpreserved (N/A)	BP4S-125 mL Plastic H2SO4 (pH < 2) (Cl-)	BP3N-250 mL plastic HNO3 (pH < 2)	BP4Z-125 mL Plastic ZN Acetate & NaOH (>9)	BP4C-125 mL Plastic NaOH (pH > 12) (Cl-)	WGFU-Wide-mouthed Glass jar Unpreserved	AG1U-1 liter Amber Unpreserved (N/A) (Cl-)	AG1H-1 liter Amber HCl (pH < 2)	AG3U-250 mL Amber Unpreserved (N/A) (Cl-)	AG1S-1 liter Amber H2SO4 (pH < 2)	AG3S-250 mL Amber H2SO4 (pH < 2)	AG3A(DG3A)-250 mL Amber NH4Cl (N/A)(Cl-)	DG9H-40 mL VOA HCl (N/A)	VG9T-40 mL VOA Na2S2O3 (N/A)	VG9U-40 mL VOA Unp (N/A)	DG9P-40 mL VOA H3PO4 (N/A)	VOAK (6 vials per kit)-5035 kit (N/A)	V/GK (3 vials per kit)-VPH/Gas kit(N/A)	SP5T-125 mL Sterile Plastic (N/A – lab)	SP2T-250 mL Sterile Plastic (N/A – lab)		BP3A-250 mL Plastic (NH2)2SO4 (9.3-9.7)	AG0U-100 mL Amber Unpreserved vials (N/A)	VSGU-20 mL Scintillation vials (N/A)	DG9U-40 mL Amber Unpreserved vials (N/A)
1						✓										7													
2																													
3																													
4																													
5																													
6																													
7																													
8																													
9																													
10																													
11																													
12																													

pH Adjustment Log for Preserved Samples

Sample ID	Type of Preservative	pH upon receipt	Date preservation adjusted	Time preservation adjusted	Amount of Preservative added	Lot #

Note: Whenever there is a discrepancy affecting North Carolina compliance samples, a copy of this form will be sent to the North Carolina DEHNR Certification Office (i.e. Out of hold, incorrect preservative, out of temp, incorrect containers.

Pace Analytical Services, LLC
9800 Kincey Ave. Suite 100
Huntersville, NC 28078
(704)875-9092

June 29, 2021

Andrew Street
Apex Companies - NC
5900 Northwoods Business Pkwy
Suite 5900-0
Charlotte, NC 28269

RE: Project: 2020-LI-2448 INCIDENT
Pace Project No.: 92545602

Dear Andrew Street:

Enclosed are the analytical results for sample(s) received by the laboratory on June 22, 2021. The results relate only to the samples included in this report. Results reported herein conform to the applicable TNI/NELAC Standards and the laboratory's Quality Manual, where applicable, unless otherwise noted in the body of the report.

The test results provided in this final report were generated by each of the following laboratories within the Pace Network:

- Pace Analytical Services - Asheville
- Pace Analytical Services - Charlotte

If you have any questions concerning this report, please feel free to contact me.

Sincerely,

Angela M. Baioni

Angela Baioni
angela.baioni@pacelabs.com
(704)875-9092
Project Manager

Enclosures

cc: J Culbreath, Colonial Pipeline Company
Naomi Fretz, APEX Companies, LLC
Robert Hughes, Colonial Pipeline
Cameron Lee, Montrose-EPS
Jamie Moran, APEX Companies, LLC
Jeff Morrison, Colonial Pipeline Company
Tom Naumann, APEX Companies - NC
Joe Nicolette, Montrose-EPS
Christopher Schultz, Apex Companies
Matt Teixeira, Apex Companies, LLC
Michael Verdon, Colonial Pipeline Company
JM Wyatt, Colonial Pipeline Company

REPORT OF LABORATORY ANALYSIS

This report shall not be reproduced, except in full,
without the written consent of Pace Analytical Services, LLC.

Pace Analytical Services, LLC
9800 Kincey Ave. Suite 100
Huntersville, NC 28078
(704)875-9092

CERTIFICATIONS

Project: 2020-LI-2448 INCIDENT
Pace Project No.: 92545602

Pace Analytical Services Charlotte
9800 Kincey Ave. Ste 100, Huntersville, NC 28078
Louisiana/NELAP Certification # LA170028
North Carolina Drinking Water Certification #: 37706
North Carolina Field Services Certification #: 5342
North Carolina Wastewater Certification #: 12
South Carolina Certification #: 99006001
Florida/NELAP Certification #: E87627
Kentucky UST Certification #: 84
Virginia/VELAP Certification #: 460221

Pace Analytical Services Asheville
2225 Riverside Drive, Asheville, NC 28804
Florida/NELAP Certification #: E87648
North Carolina Drinking Water Certification #: 37712
North Carolina Wastewater Certification #: 40
South Carolina Certification #: 99030001
Virginia/VELAP Certification #: 460222

This report shall not be reproduced, except in full,
without the written consent of Pace Analytical Services, LLC.

Pace Analytical Services, LLC
9800 Kincey Ave. Suite 100
Huntersville, NC 28078
(704)875-9092

SAMPLE SUMMARY

Project: 2020-LI-2448 INCIDENT
Pace Project No.: 92545602

Lab ID	Sample ID	Matrix	Date Collected	Date Received
92545602001	**14226_HC_RD_20210622**	Water	06/22/21 10:50	06/22/21 13:15

This report shall not be reproduced, except in full,
without the written consent of Pace Analytical Services, LLC.

Pace Analytical Services, LLC
9800 Kincey Ave. Suite 100
Huntersville, NC 28078
(704)875-9092

SAMPLE ANALYTE COUNT

Project: 2020-LI-2448 INCIDENT
Pace Project No.: 92545602

Lab ID	Sample ID	Method	Analysts	Analytes Reported	Laboratory
92545602001	**14226_HC_RD_20210622**	MADEP VPH	MAD	6	PASI-C
		EPA 6010D	RDT	1	PASI-A
		SM 6200B	PM1	63	PASI-C

PASI-A = Pace Analytical Services - Asheville
PASI-C = Pace Analytical Services - Charlotte

This report shall not be reproduced, except in full,
without the written consent of Pace Analytical Services, LLC.

Pace Analytical Services, LLC
9800 Kincey Ave. Suite 100
Huntersville, NC 28078
(704)875-9092

ANALYTICAL RESULTS

Project: 2020-LI-2448 INCIDENT
Pace Project No.: 92545602

Sample: 14226_HC_RD_20210622 **Lab ID: 92545602001** Collected: 06/22/21 10:50 Received: 06/22/21 13:15 Matrix: Water

Parameters	Results	Units	Report Limit	MDL	DF	Prepared	Analyzed	CAS No.	Qual
VPH NC Water	Analytical Method: MADEP VPH Pace Analytical Services - Charlotte								
Total VPH (C5-C12)	ND	ug/L	50.0	50.0	1		06/25/21 20:35		N2
Aliphatic (C05-C08)	ND	ug/L	50.0	50.0	1		06/25/21 20:35		N2
Aliphatic(C09-C12) Adjusted	ND	ug/L	50.0	50.0	1		06/25/21 20:35		N2
Aromatic (C09-C10)	ND	ug/L	50.0	50.0	1		06/25/21 20:35		N2
Surrogates									
4-Bromofluorobenzene (FID) (S)	100	%	70-130		1		06/25/21 20:35	460-00-4	
4-Bromofluorobenzene (PID) (S)	101	%	70-130		1		06/25/21 20:35	460-00-4	
6010 MET ICP	Analytical Method: EPA 6010D Preparation Method: EPA 3010A Pace Analytical Services - Asheville								
Lead	ND	ug/L	5.0	4.5	1	06/28/21 13:50	06/29/21 04:57	7439-92-1	
6200B MSV	Analytical Method: SM 6200B Pace Analytical Services - Charlotte								
Benzene	ND	ug/L	0.50	0.34	1		06/23/21 02:49	71-43-2	
Bromobenzene	ND	ug/L	0.50	0.29	1		06/23/21 02:49	108-86-1	
Bromochloromethane	ND	ug/L	0.50	0.47	1		06/23/21 02:49	74-97-5	
Bromodichloromethane	ND	ug/L	0.50	0.31	1		06/23/21 02:49	75-27-4	
Bromoform	ND	ug/L	0.50	0.34	1		06/23/21 02:49	75-25-2	
Bromomethane	ND	ug/L	5.0	1.7	1		06/23/21 02:49	74-83-9	
n-Butylbenzene	ND	ug/L	0.50	0.49	1		06/23/21 02:49	104-51-8	
sec-Butylbenzene	ND	ug/L	0.50	0.40	1		06/23/21 02:49	135-98-8	
tert-Butylbenzene	ND	ug/L	0.50	0.32	1		06/23/21 02:49	98-06-6	
Carbon tetrachloride	ND	ug/L	0.50	0.33	1		06/23/21 02:49	56-23-5	
Chlorobenzene	ND	ug/L	0.50	0.28	1		06/23/21 02:49	108-90-7	
Chloroethane	ND	ug/L	1.0	0.65	1		06/23/21 02:49	75-00-3	
Chloroform	**0.35J**	ug/L	0.50	0.35	1		06/23/21 02:49	67-66-3	
Chloromethane	ND	ug/L	1.0	0.54	1		06/23/21 02:49	74-87-3	
2-Chlorotoluene	ND	ug/L	0.50	0.32	1		06/23/21 02:49	95-49-8	
4-Chlorotoluene	ND	ug/L	0.50	0.32	1		06/23/21 02:49	106-43-4	
1,2-Dibromo-3-chloropropane	ND	ug/L	1.0	0.34	1		06/23/21 02:49	96-12-8	
Dibromochloromethane	ND	ug/L	0.50	0.36	1		06/23/21 02:49	124-48-1	
1,2-Dibromoethane (EDB)	ND	ug/L	0.50	0.27	1		06/23/21 02:49	106-93-4	
Dibromomethane	ND	ug/L	0.50	0.39	1		06/23/21 02:49	74-95-3	
1,2-Dichlorobenzene	ND	ug/L	0.50	0.34	1		06/23/21 02:49	95-50-1	
1,3-Dichlorobenzene	ND	ug/L	0.50	0.34	1		06/23/21 02:49	541-73-1	
1,4-Dichlorobenzene	ND	ug/L	0.50	0.33	1		06/23/21 02:49	106-46-7	
Dichlorodifluoromethane	ND	ug/L	0.50	0.35	1		06/23/21 02:49	75-71-8	
1,1-Dichloroethane	ND	ug/L	0.50	0.37	1		06/23/21 02:49	75-34-3	
1,2-Dichloroethane	ND	ug/L	0.50	0.32	1		06/23/21 02:49	107-06-2	
1,1-Dichloroethene	ND	ug/L	0.50	0.35	1		06/23/21 02:49	75-35-4	
cis-1,2-Dichloroethene	ND	ug/L	0.50	0.38	1		06/23/21 02:49	156-59-2	
trans-1,2-Dichloroethene	ND	ug/L	0.50	0.40	1		06/23/21 02:49	156-60-5	
1,2-Dichloropropane	ND	ug/L	0.50	0.36	1		06/23/21 02:49	78-87-5	
1,3-Dichloropropane	ND	ug/L	0.50	0.28	1		06/23/21 02:49	142-28-9	

REPORT OF LABORATORY ANALYSIS

This report shall not be reproduced, except in full,
without the written consent of Pace Analytical Services, LLC.

Pace Analytical Services, LLC
9800 Kincey Ave. Suite 100
Huntersville, NC 28078
(704)875-9092

ANALYTICAL RESULTS

Project: 2020-LI-2448 INCIDENT
Pace Project No.: 92545602

Sample: 14226_HC_RD_20210622 **Lab ID: 92545602001** Collected: 06/22/21 10:50 Received: 06/22/21 13:15 Matrix: Water

Parameters	Results	Units	Report Limit	MDL	DF	Prepared	Analyzed	CAS No.	Qual
6200B MSV	Analytical Method: SM 6200B Pace Analytical Services - Charlotte								
2,2-Dichloropropane	ND	ug/L	0.50	0.39	1		06/23/21 02:49	594-20-7	
1,1-Dichloropropene	ND	ug/L	0.50	0.43	1		06/23/21 02:49	563-58-6	
cis-1,3-Dichloropropene	ND	ug/L	0.50	0.36	1		06/23/21 02:49	10061-01-5	
trans-1,3-Dichloropropene	ND	ug/L	0.50	0.36	1		06/23/21 02:49	10061-02-6	
Diisopropyl ether	ND	ug/L	0.50	0.31	1		06/23/21 02:49	108-20-3	
Ethylbenzene	ND	ug/L	0.50	0.30	1		06/23/21 02:49	100-41-4	
Hexachloro-1,3-butadiene	ND	ug/L	2.0	1.5	1		06/23/21 02:49	87-68-3	
Isopropylbenzene (Cumene)	ND	ug/L	0.50	0.33	1		06/23/21 02:49	98-82-8	
Methylene Chloride	ND	ug/L	2.0	2.0	1		06/23/21 02:49	75-09-2	
Methyl-tert-butyl ether	ND	ug/L	0.50	0.42	1		06/23/21 02:49	1634-04-4	
Naphthalene	ND	ug/L	2.0	0.64	1		06/23/21 02:49	91-20-3	
n-Propylbenzene	ND	ug/L	0.50	0.34	1		06/23/21 02:49	103-65-1	
Styrene	ND	ug/L	0.50	0.29	1		06/23/21 02:49	100-42-5	
1,1,1,2-Tetrachloroethane	ND	ug/L	0.50	0.31	1		06/23/21 02:49	630-20-6	
1,1,2,2-Tetrachloroethane	ND	ug/L	0.50	0.22	1		06/23/21 02:49	79-34-5	
Tetrachloroethene	ND	ug/L	0.50	0.29	1		06/23/21 02:49	127-18-4	
Toluene	ND	ug/L	0.50	0.48	1		06/23/21 02:49	108-88-3	
1,2,3-Trichlorobenzene	ND	ug/L	2.0	0.81	1		06/23/21 02:49	87-61-6	
1,2,4-Trichlorobenzene	ND	ug/L	2.0	0.64	1		06/23/21 02:49	120-82-1	
1,1,1-Trichloroethane	ND	ug/L	0.50	0.33	1		06/23/21 02:49	71-55-6	
1,1,2-Trichloroethane	ND	ug/L	0.50	0.32	1		06/23/21 02:49	79-00-5	
Trichloroethene	ND	ug/L	0.50	0.38	1		06/23/21 02:49	79-01-6	
Trichlorofluoromethane	ND	ug/L	1.0	0.30	1		06/23/21 02:49	75-69-4	
1,2,3-Trichloropropane	ND	ug/L	0.50	0.26	1		06/23/21 02:49	96-18-4	
1,2,4-Trimethylbenzene	ND	ug/L	0.50	0.50	1		06/23/21 02:49	95-63-6	
1,3,5-Trimethylbenzene	ND	ug/L	0.50	0.33	1		06/23/21 02:49	108-67-8	
Vinyl chloride	ND	ug/L	1.0	0.39	1		06/23/21 02:49	75-01-4	
m&p-Xylene	ND	ug/L	1.0	0.71	1		06/23/21 02:49	179601-23-1	
o-Xylene	ND	ug/L	0.50	0.34	1		06/23/21 02:49	95-47-6	
Surrogates									
1,2-Dichloroethane-d4 (S)	95	%	70-130		1		06/23/21 02:49	17060-07-0	
4-Bromofluorobenzene (S)	101	%	70-130		1		06/23/21 02:49	460-00-4	
Toluene-d8 (S)	99	%	70-130		1		06/23/21 02:49	2037-26-5	

REPORT OF LABORATORY ANALYSIS

This report shall not be reproduced, except in full,
without the written consent of Pace Analytical Services, LLC.

Pace Analytical Services, LLC
9800 Kincey Ave. Suite 100
Huntersville, NC 28078
(704)875-9092

QUALITY CONTROL DATA

Project: 2020-LI-2448 INCIDENT
Pace Project No.: 92545602

QC Batch: 629772
QC Batch Method: MADEP VPH
Analysis Method: MADEP VPH
Analysis Description: VPH NC Water
Laboratory: Pace Analytical Services - Charlotte
Associated Lab Samples: 92545602001

METHOD BLANK: 3309711 Matrix: Water
Associated Lab Samples: 92545602001

Parameter	Units	Blank Result	Reporting Limit	MDL	Analyzed	Qualifiers
Aliphatic (C05-C08)	ug/L	ND	50.0	50.0	06/25/21 15:49	N2
Aromatic (C09-C10)	ug/L	ND	50.0	50.0	06/25/21 15:49	N2
4-Bromofluorobenzene (FID) (S)	%	105	70-130		06/25/21 15:49	
4-Bromofluorobenzene (PID) (S)	%	106	70-130		06/25/21 15:49	

LABORATORY CONTROL SAMPLE & LCSD: 3309712 3309713

Parameter	Units	Spike Conc.	LCS Result	LCSD Result	LCS % Rec	LCSD % Rec	% Rec Limits	RPD	Max RPD	Qualifiers
Aliphatic (C05-C08)	ug/L	300	256	256	85	85	70-130	0	25	N2
Aromatic (C09-C10)	ug/L	100	110	113	110	113	70-130	3	25	N2
4-Bromofluorobenzene (FID) (S)	%				103	106	70-130			
4-Bromofluorobenzene (PID) (S)	%				101	104	70-130			

Results presented on this page are in the units indicated by the "Units" column except where an alternate unit is presented to the right of the result.

REPORT OF LABORATORY ANALYSIS

This report shall not be reproduced, except in full,
without the written consent of Pace Analytical Services, LLC.

Pace Analytical Services, LLC
9800 Kincey Ave. Suite 100
Huntersville, NC 28078
(704)875-9092

QUALITY CONTROL DATA

Project: 2020-LI-2448 INCIDENT
Pace Project No.: 92545602

QC Batch: 629994
QC Batch Method: EPA 3010A
Analysis Method: EPA 6010D
Analysis Description: 6010 MET
Laboratory: Pace Analytical Services - Asheville
Associated Lab Samples: 92545602001

METHOD BLANK: 3310451 Matrix: Water
Associated Lab Samples: 92545602001

Parameter	Units	Blank Result	Reporting Limit	MDL	Analyzed	Qualifiers
Lead	ug/L	ND	5.0	4.5	06/29/21 04:16	

LABORATORY CONTROL SAMPLE: 3310452

Parameter	Units	Spike Conc.	LCS Result	LCS % Rec	% Rec Limits	Qualifiers
Lead	ug/L	500	458	92	80-120	

MATRIX SPIKE & MATRIX SPIKE DUPLICATE: 3310453 3310454

Parameter	Units	92545591001 Result	MS Spike Conc.	MSD Spike Conc.	MS Result	MSD Result	MS % Rec	MSD % Rec	% Rec Limits	RPD	Max RPD	Qual
Lead	ug/L	ND	500	500	479	455	95	90	75-125	5	20	

Results presented on this page are in the units indicated by the "Units" column except where an alternate unit is presented to the right of the result.

REPORT OF LABORATORY ANALYSIS

This report shall not be reproduced, except in full,
without the written consent of Pace Analytical Services, LLC.

Pace Analytical Services, LLC
9800 Kincey Ave. Suite 100
Huntersville, NC 28078
(704)875-9092

QUALITY CONTROL DATA

Project: 2020-LI-2448 INCIDENT
Pace Project No.: 92545602

QC Batch: 628745
QC Batch Method: SM 6200B
Analysis Method: SM 6200B
Analysis Description: 6200B MSV
Laboratory: Pace Analytical Services - Charlotte

Associated Lab Samples: 92545602001

METHOD BLANK: 3304821 Matrix: Water
Associated Lab Samples: 92545602001

Parameter	Units	Blank Result	Reporting Limit	MDL	Analyzed	Qualifiers
1,1,1,2-Tetrachloroethane	ug/L	ND	0.50	0.31	06/22/21 23:50	
1,1,1-Trichloroethane	ug/L	ND	0.50	0.33	06/22/21 23:50	
1,1,2,2-Tetrachloroethane	ug/L	ND	0.50	0.22	06/22/21 23:50	
1,1,2-Trichloroethane	ug/L	ND	0.50	0.32	06/22/21 23:50	
1,1-Dichloroethane	ug/L	ND	0.50	0.37	06/22/21 23:50	
1,1-Dichloroethene	ug/L	ND	0.50	0.35	06/22/21 23:50	
1,1-Dichloropropene	ug/L	ND	0.50	0.43	06/22/21 23:50	
1,2,3-Trichlorobenzene	ug/L	ND	2.0	0.81	06/22/21 23:50	
1,2,3-Trichloropropane	ug/L	ND	0.50	0.26	06/22/21 23:50	
1,2,4-Trichlorobenzene	ug/L	ND	2.0	0.64	06/22/21 23:50	
1,2,4-Trimethylbenzene	ug/L	ND	0.50	0.50	06/22/21 23:50	
1,2-Dibromo-3-chloropropane	ug/L	ND	1.0	0.34	06/22/21 23:50	
1,2-Dibromoethane (EDB)	ug/L	ND	0.50	0.27	06/22/21 23:50	
1,2-Dichlorobenzene	ug/L	ND	0.50	0.34	06/22/21 23:50	
1,2-Dichloroethane	ug/L	ND	0.50	0.32	06/22/21 23:50	
1,2-Dichloropropane	ug/L	ND	0.50	0.36	06/22/21 23:50	
1,3,5-Trimethylbenzene	ug/L	ND	0.50	0.33	06/22/21 23:50	
1,3-Dichlorobenzene	ug/L	ND	0.50	0.34	06/22/21 23:50	
1,3-Dichloropropane	ug/L	ND	0.50	0.28	06/22/21 23:50	
1,4-Dichlorobenzene	ug/L	ND	0.50	0.33	06/22/21 23:50	
2,2-Dichloropropane	ug/L	ND	0.50	0.39	06/22/21 23:50	
2-Chlorotoluene	ug/L	ND	0.50	0.32	06/22/21 23:50	
4-Chlorotoluene	ug/L	ND	0.50	0.32	06/22/21 23:50	
Benzene	ug/L	ND	0.50	0.34	06/22/21 23:50	
Bromobenzene	ug/L	ND	0.50	0.29	06/22/21 23:50	
Bromochloromethane	ug/L	ND	0.50	0.47	06/22/21 23:50	
Bromodichloromethane	ug/L	ND	0.50	0.31	06/22/21 23:50	
Bromoform	ug/L	ND	0.50	0.34	06/22/21 23:50	
Bromomethane	ug/L	ND	5.0	1.7	06/22/21 23:50	
Carbon tetrachloride	ug/L	ND	0.50	0.33	06/22/21 23:50	
Chlorobenzene	ug/L	ND	0.50	0.28	06/22/21 23:50	
Chloroethane	ug/L	ND	1.0	0.65	06/22/21 23:50	
Chloroform	ug/L	ND	0.50	0.35	06/22/21 23:50	
Chloromethane	ug/L	ND	1.0	0.54	06/22/21 23:50	
cis-1,2-Dichloroethene	ug/L	ND	0.50	0.38	06/22/21 23:50	
cis-1,3-Dichloropropene	ug/L	ND	0.50	0.36	06/22/21 23:50	
Dibromochloromethane	ug/L	ND	0.50	0.36	06/22/21 23:50	
Dibromomethane	ug/L	ND	0.50	0.39	06/22/21 23:50	
Dichlorodifluoromethane	ug/L	ND	0.50	0.35	06/22/21 23:50	
Diisopropyl ether	ug/L	ND	0.50	0.31	06/22/21 23:50	

Results presented on this page are in the units indicated by the "Units" column except where an alternate unit is presented to the right of the result.

REPORT OF LABORATORY ANALYSIS

This report shall not be reproduced, except in full,
without the written consent of Pace Analytical Services, LLC.

Pace Analytical Services, LLC
9800 Kincey Ave. Suite 100
Huntersville, NC 28078
(704)875-9092

QUALITY CONTROL DATA

Project: 2020-LI-2448 INCIDENT
Pace Project No.: 92545602

METHOD BLANK: 3304821 Matrix: Water
Associated Lab Samples: 92545602001

Parameter	Units	Blank Result	Reporting Limit	MDL	Analyzed	Qualifiers
Ethylbenzene	ug/L	ND	0.50	0.30	06/22/21 23:50	
Hexachloro-1,3-butadiene	ug/L	ND	2.0	1.5	06/22/21 23:50	
Isopropylbenzene (Cumene)	ug/L	ND	0.50	0.33	06/22/21 23:50	
m&p-Xylene	ug/L	ND	1.0	0.71	06/22/21 23:50	
Methyl-tert-butyl ether	ug/L	ND	0.50	0.42	06/22/21 23:50	
Methylene Chloride	ug/L	ND	2.0	2.0	06/22/21 23:50	
n-Butylbenzene	ug/L	ND	0.50	0.49	06/22/21 23:50	
n-Propylbenzene	ug/L	ND	0.50	0.34	06/22/21 23:50	
Naphthalene	ug/L	ND	2.0	0.64	06/22/21 23:50	
o-Xylene	ug/L	ND	0.50	0.34	06/22/21 23:50	
sec-Butylbenzene	ug/L	ND	0.50	0.40	06/22/21 23:50	
Styrene	ug/L	ND	0.50	0.29	06/22/21 23:50	
tert-Butylbenzene	ug/L	ND	0.50	0.32	06/22/21 23:50	
Tetrachloroethene	ug/L	ND	0.50	0.29	06/22/21 23:50	
Toluene	ug/L	ND	0.50	0.48	06/22/21 23:50	
trans-1,2-Dichloroethene	ug/L	ND	0.50	0.40	06/22/21 23:50	
trans-1,3-Dichloropropene	ug/L	ND	0.50	0.36	06/22/21 23:50	
Trichloroethene	ug/L	ND	0.50	0.38	06/22/21 23:50	
Trichlorofluoromethane	ug/L	ND	1.0	0.30	06/22/21 23:50	
Vinyl chloride	ug/L	ND	1.0	0.39	06/22/21 23:50	
1,2-Dichloroethane-d4 (S)	%	94	70-130		06/22/21 23:50	
4-Bromofluorobenzene (S)	%	101	70-130		06/22/21 23:50	
Toluene-d8 (S)	%	99	70-130		06/22/21 23:50	

LABORATORY CONTROL SAMPLE: 3304822

Parameter	Units	Spike Conc.	LCS Result	LCS % Rec	% Rec Limits	Qualifiers
1,1,1,2-Tetrachloroethane	ug/L	50	56.2	112	60-140	
1,1,1-Trichloroethane	ug/L	50	51.8	104	60-140	
1,1,2,2-Tetrachloroethane	ug/L	50	52.5	105	60-140	
1,1,2-Trichloroethane	ug/L	50	51.4	103	60-140	
1,1-Dichloroethane	ug/L	50	52.0	104	60-140	
1,1-Dichloroethene	ug/L	50	50.3	101	60-140	
1,1-Dichloropropene	ug/L	50	52.6	105	60-140	
1,2,3-Trichlorobenzene	ug/L	50	54.7	109	60-140	
1,2,3-Trichloropropane	ug/L	50	50.8	102	60-140	
1,2,4-Trichlorobenzene	ug/L	50	53.2	106	60-140	
1,2,4-Trimethylbenzene	ug/L	50	54.1	108	60-140	
1,2-Dibromo-3-chloropropane	ug/L	50	55.8	112	60-140	
1,2-Dibromoethane (EDB)	ug/L	50	55.2	110	60-140	
1,2-Dichlorobenzene	ug/L	50	52.9	106	60-140	
1,2-Dichloroethane	ug/L	50	43.9	88	60-140	
1,2-Dichloropropane	ug/L	50	50.7	101	60-140	
1,3,5-Trimethylbenzene	ug/L	50	52.8	106	60-140	

Results presented on this page are in the units indicated by the "Units" column except where an alternate unit is presented to the right of the result.

REPORT OF LABORATORY ANALYSIS

This report shall not be reproduced, except in full,
without the written consent of Pace Analytical Services, LLC.

Pace Analytical Services, LLC
9800 Kincey Ave. Suite 100
Huntersville, NC 28078
(704)875-9092

QUALITY CONTROL DATA

Project: 2020-LI-2448 INCIDENT
Pace Project No.: 92545602

LABORATORY CONTROL SAMPLE: 3304822

Parameter	Units	Spike Conc.	LCS Result	LCS % Rec	% Rec Limits	Qualifiers
1,3-Dichlorobenzene	ug/L	50	52.2	104	60-140	
1,3-Dichloropropane	ug/L	50	53.4	107	60-140	
1,4-Dichlorobenzene	ug/L	50	53.5	107	60-140	
2,2-Dichloropropane	ug/L	50	52.6	105	60-140	
2-Chlorotoluene	ug/L	50	53.3	107	60-140	
4-Chlorotoluene	ug/L	50	52.0	104	60-140	
Benzene	ug/L	50	50.3	101	60-140	
Bromobenzene	ug/L	50	54.0	108	60-140	
Bromochloromethane	ug/L	50	53.0	106	60-140	
Bromodichloromethane	ug/L	50	52.1	104	60-140	
Bromoform	ug/L	50	55.3	111	60-140	
Bromomethane	ug/L	50	59.5	119	60-140	
Carbon tetrachloride	ug/L	50	49.7	99	60-140	
Chlorobenzene	ug/L	50	52.1	104	60-140	
Chloroethane	ug/L	50	52.6	105	60-140	
Chloroform	ug/L	50	50.6	101	60-140	
Chloromethane	ug/L	50	45.7	91	60-140	
cis-1,2-Dichloroethene	ug/L	50	50.1	100	60-140	
cis-1,3-Dichloropropene	ug/L	50	53.5	107	60-140	
Dibromochloromethane	ug/L	50	56.6	113	60-140	
Dibromomethane	ug/L	50	50.6	101	60-140	
Dichlorodifluoromethane	ug/L	50	40.4	81	60-140	
Diisopropyl ether	ug/L	50	48.4	97	60-140	
Ethylbenzene	ug/L	50	52.4	105	60-140	
Hexachloro-1,3-butadiene	ug/L	50	49.1	98	60-140	
Isopropylbenzene (Cumene)	ug/L	50	54.3	109	60-140	
m&p-Xylene	ug/L	100	105	105	60-140	
Methyl-tert-butyl ether	ug/L	50	51.0	102	60-140	
Methylene Chloride	ug/L	50	51.8	104	60-140	
n-Butylbenzene	ug/L	50	52.7	105	60-140	
n-Propylbenzene	ug/L	50	53.1	106	60-140	
Naphthalene	ug/L	50	53.0	106	60-140	
o-Xylene	ug/L	50	53.3	107	60-140	
sec-Butylbenzene	ug/L	50	51.5	103	60-140	
Styrene	ug/L	50	55.5	111	60-140	
tert-Butylbenzene	ug/L	50	44.0	88	60-140	
Tetrachloroethene	ug/L	50	50.4	101	60-140	
Toluene	ug/L	50	49.7	99	60-140	
trans-1,2-Dichloroethene	ug/L	50	52.2	104	60-140	
trans-1,3-Dichloropropene	ug/L	50	53.8	108	60-140	
Trichloroethene	ug/L	50	51.0	102	60-140	
Trichlorofluoromethane	ug/L	50	42.2	84	60-140	
Vinyl chloride	ug/L	50	45.9	92	60-140	
1,2-Dichloroethane-d4 (S)	%			93	70-130	
4-Bromofluorobenzene (S)	%			101	70-130	
Toluene-d8 (S)	%			97	70-130	

Results presented on this page are in the units indicated by the "Units" column except where an alternate unit is presented to the right of the result.

REPORT OF LABORATORY ANALYSIS

This report shall not be reproduced, except in full,
without the written consent of Pace Analytical Services, LLC.

Pace Analytical Services, LLC
9800 Kincey Ave. Suite 100
Huntersville, NC 28078
(704)875-9092

QUALITY CONTROL DATA

Project: 2020-LI-2448 INCIDENT
Pace Project No.: 92545602

MATRIX SPIKE & MATRIX SPIKE DUPLICATE: 3304823 3304824

Parameter	Units	92544752003 Result	MS Spike Conc.	MSD Spike Conc.	MS Result	MSD Result	MS % Rec	MSD % Rec	% Rec Limits	RPD	Max RPD	Qual
1,1,1,2-Tetrachloroethane	ug/L	ND	500	500	560	556	112	111	60-140	1	30	
1,1,1-Trichloroethane	ug/L	ND	500	500	552	534	110	107	60-140	3	30	
1,1,2,2-Tetrachloroethane	ug/L	ND	500	500	531	520	106	104	60-140	2	30	
1,1,2-Trichloroethane	ug/L	ND	500	500	529	504	106	101	60-140	5	30	
1,1-Dichloroethane	ug/L	ND	500	500	555	532	111	106	60-140	4	30	
1,1-Dichloroethene	ug/L	ND	500	500	565	542	113	108	60-140	4	30	
1,1-Dichloropropene	ug/L	ND	500	500	573	557	115	111	60-140	3	30	
1,2,3-Trichlorobenzene	ug/L	ND	500	500	506	517	101	103	60-140	2	30	
1,2,3-Trichloropropane	ug/L	ND	500	500	527	519	105	104	60-140	2	30	
1,2,4-Trichlorobenzene	ug/L	ND	500	500	496	522	99	104	60-140	5	30	
1,2,4-Trimethylbenzene	ug/L	1600	500	500	2240	2280	129	135	60-140	1	30	
1,2-Dibromo-3-chloropropane	ug/L	ND	500	500	502	515	100	103	60-140	3	30	
1,2-Dibromoethane (EDB)	ug/L	ND	500	500	554	521	111	104	60-140	6	30	
1,2-Dichlorobenzene	ug/L	ND	500	500	548	523	110	105	60-140	5	30	
1,2-Dichloroethane	ug/L	103	500	500	566	541	93	88	60-140	5	30	
1,2-Dichloropropane	ug/L	ND	500	500	538	520	108	104	60-140	4	30	
1,3,5-Trimethylbenzene	ug/L	502	500	500	1100	1100	119	119	60-140	0	30	
1,3-Dichlorobenzene	ug/L	ND	500	500	531	527	106	105	60-140	1	30	
1,3-Dichloropropane	ug/L	ND	500	500	547	526	109	105	60-140	4	30	
1,4-Dichlorobenzene	ug/L	ND	500	500	549	542	110	108	60-140	1	30	
2,2-Dichloropropane	ug/L	ND	500	500	453	441	91	88	60-140	3	30	
2-Chlorotoluene	ug/L	ND	500	500	572	561	114	112	60-140	2	30	
4-Chlorotoluene	ug/L	ND	500	500	549	536	110	107	60-140	2	30	
Benzene	ug/L	4110	500	500	4610	4660	101	111	60-140	1	30	
Bromobenzene	ug/L	ND	500	500	569	541	114	108	60-140	5	30	
Bromochloromethane	ug/L	ND	500	500	521	511	104	102	60-140	2	30	
Bromodichloromethane	ug/L	ND	500	500	543	527	109	105	60-140	3	30	
Bromoform	ug/L	ND	500	500	514	500	103	100	60-140	3	30	
Bromomethane	ug/L	ND	500	500	650	611	130	122	60-140	6	30	
Carbon tetrachloride	ug/L	ND	500	500	562	559	112	112	60-140	1	30	
Chlorobenzene	ug/L	ND	500	500	562	528	112	106	60-140	6	30	
Chloroethane	ug/L	ND	500	500	577	559	115	112	60-140	3	30	
Chloroform	ug/L	ND	500	500	542	504	108	101	60-140	7	30	
Chloromethane	ug/L	ND	500	500	537	543	107	109	60-140	1	30	
cis-1,2-Dichloroethene	ug/L	ND	500	500	530	518	106	104	60-140	2	30	
cis-1,3-Dichloropropene	ug/L	ND	500	500	511	502	102	100	60-140	2	30	
Dibromochloromethane	ug/L	ND	500	500	538	526	108	105	60-140	2	30	
Dibromomethane	ug/L	ND	500	500	497	502	99	100	60-140	1	30	
Dichlorodifluoromethane	ug/L	ND	500	500	445	433	89	87	60-140	3	30	
Diisopropyl ether	ug/L	ND	500	500	507	486	101	97	60-140	4	30	
Ethylbenzene	ug/L	1270	500	500	1840	1810	114	107	60-140	2	30	
Hexachloro-1,3-butadiene	ug/L	ND	500	500	476	499	95	100	60-140	5	30	
Isopropylbenzene (Cumene)	ug/L	47.4	500	500	628	607	116	112	60-140	3	30	
m&p-Xylene	ug/L	4390	1000	1000	5480	5400	108	101	60-140	1	30	

Results presented on this page are in the units indicated by the "Units" column except where an alternate unit is presented to the right of the result.

REPORT OF LABORATORY ANALYSIS

This report shall not be reproduced, except in full,
without the written consent of Pace Analytical Services, LLC.

Pace Analytical Services, LLC
9800 Kincey Ave. Suite 100
Huntersville, NC 28078
(704)875-9092

QUALITY CONTROL DATA

Project: 2020-LI-2448 INCIDENT
Pace Project No.: 92545602

MATRIX SPIKE & MATRIX SPIKE DUPLICATE: 3304823 3304824

Parameter	Units	92544752003 Result	MS Spike Conc.	MSD Spike Conc.	MS Result	MSD Result	MS % Rec	MSD % Rec	% Rec Limits	RPD	Max RPD	Qual
Methyl-tert-butyl ether	ug/L	256	500	500	771	755	103	100	60-140	2	30	
Methylene Chloride	ug/L	ND	500	500	566	538	113	108	60-140	5	30	
n-Butylbenzene	ug/L	ND	500	500	579	589	114	116	60-140	2	30	
n-Propylbenzene	ug/L	ND	500	500	707	695	141	139	60-140	2	30	M1
Naphthalene	ug/L	441	500	500	972	996	106	111	60-140	2	30	
o-Xylene	ug/L	1250	500	500	1790	1780	108	106	60-140	0	30	
sec-Butylbenzene	ug/L	ND	500	500	562	551	112	110	60-140	2	30	
Styrene	ug/L	ND	500	500	586	555	115	109	60-140	5	30	
tert-Butylbenzene	ug/L	ND	500	500	480	466	96	93	60-140	3	30	
Tetrachloroethene	ug/L	ND	500	500	561	545	112	109	60-140	3	30	
Toluene	ug/L	1100	500	500	1650	1680	110	115	60-140	2	30	
trans-1,2-Dichloroethene	ug/L	ND	500	500	559	537	112	107	60-140	4	30	
trans-1,3-Dichloropropene	ug/L	ND	500	500	509	491	102	98	60-140	4	30	
Trichloroethene	ug/L	ND	500	500	548	537	110	107	60-140	2	30	
Trichlorofluoromethane	ug/L	ND	500	500	472	461	94	92	60-140	2	30	
Vinyl chloride	ug/L	ND	500	500	494	484	99	97	60-140	2	30	
1,2-Dichloroethane-d4 (S)	%						93	92	70-130			
4-Bromofluorobenzene (S)	%						99	97	70-130			
Toluene-d8 (S)	%						98	98	70-130			

Results presented on this page are in the units indicated by the "Units" column except where an alternate unit is presented to the right of the result.

REPORT OF LABORATORY ANALYSIS

This report shall not be reproduced, except in full,
without the written consent of Pace Analytical Services, LLC.

Pace Analytical Services, LLC
9800 Kincey Ave. Suite 100
Huntersville, NC 28078
(704)875-9092

QUALIFIERS

Project: 2020-LI-2448 INCIDENT
Pace Project No.: 92545602

DEFINITIONS

DF - Dilution Factor, if reported, represents the factor applied to the reported data due to dilution of the sample aliquot.

ND - Not Detected at or above adjusted reporting limit.

TNTC - Too Numerous To Count

J - Estimated concentration above the adjusted method detection limit and below the adjusted reporting limit.

MDL - Adjusted Method Detection Limit.

PQL - Practical Quantitation Limit.

RL - Reporting Limit - The lowest concentration value that meets project requirements for quantitative data with known precision and bias for a specific analyte in a specific matrix.

S - Surrogate

1,2-Diphenylhydrazine decomposes to and cannot be separated from Azobenzene using Method 8270. The result for each analyte is a combined concentration.

Consistent with EPA guidelines, unrounded data are displayed and have been used to calculate % recovery and RPD values.

LCS(D) - Laboratory Control Sample (Duplicate)

MS(D) - Matrix Spike (Duplicate)

DUP - Sample Duplicate

RPD - Relative Percent Difference

NC - Not Calculable.

SG - Silica Gel - Clean-Up

U - Indicates the compound was analyzed for, but not detected.

Acid preservation may not be appropriate for 2 Chloroethylvinyl ether.

A separate vial preserved to a pH of 4-5 is recommended in SW846 Chapter 4 for the analysis of Acrolein and Acrylonitrile by EPA Method 8260.

N-Nitrosodiphenylamine decomposes and cannot be separated from Diphenylamine using Method 8270. The result reported for each analyte is a combined concentration.

Pace Analytical is TNI accredited. Contact your Pace PM for the current list of accredited analytes.

TNI - The NELAC Institute.

ANALYTE QUALIFIERS

M1	Matrix spike recovery exceeded QC limits. Batch accepted based on laboratory control sample (LCS) recovery.
N2	The lab does not hold NELAC/TNI accreditation for this parameter but other accreditations/certifications may apply. A complete list of accreditations/certifications is available upon request.

This report shall not be reproduced, except in full,
without the written consent of Pace Analytical Services, LLC.

Pace Analytical Services, LLC
9800 Kincey Ave. Suite 100
Huntersville, NC 28078
(704)875-9092

QUALITY CONTROL DATA CROSS REFERENCE TABLE

Project: 2020-LI-2448 INCIDENT
Pace Project No.: 92545602

Lab ID	Sample ID	QC Batch Method	QC Batch	Analytical Method	Analytical Batch
92545602001	**14226_HC_RD_20210622**	MADEP VPH	629772		
92545602001	**14226_HC_RD_20210622**	EPA 3010A	629994	EPA 6010D	630134
92545602001	**14226_HC_RD_20210622**	SM 6200B	628745		

This report shall not be reproduced, except in full,
without the written consent of Pace Analytical Services, LLC.

CHAIN-OF-CUSTODY Analytical Request Document

Pace Analytical™

Chain-of-Custody is a LEGAL DOCUMENT - Complete all relevent fields

LAB USE ONLY- Affix Workorder/Log MTJL

WO# : 92545602

92545602

ALL SHADED ARI

Company: Apex Companies	Billing Information:
Address:	
Report To: Andrew Street	Email To: Andrew.Street@apexcos.com
Copy To:	Site Collection Info/Address: 14226 Huntersville Concord Rd
Customer Project Name/Number: 2020-LI-2448 Incident	State: NC County/City: Huntersville Time Zone Collected: [ ] PT [ ] MT [ ] CT [ ] ET
Phone: Email:	Site/Facility ID #: — Compliance Monitoring? [ ] Yes [ ] No
Collected By (print): Naomi Fretz	Purchase Order #: Quote #: — DW PWS ID #: DW Location Code:
Collected By (signature): Naomi Fretz	Turnaround Date Required: ASAP — Immediately Packed on Ice: [ ] Yes [ ] No
Sample Disposal: [ ] Dispose as appropriate [ ] Return [ ] Archive: _____ [ ] Hold: _____	Rush: [ ] Same Day [ ] Next Day [ ] 2 Day [ ] 3 Day [ ] 4 Day [ ] 5 Day (Expedite Charges Apply) — Field Filtered (if applicable): [ ] Yes [ ] No Analysis: _____

* Matrix Codes (Insert in Matrix box below): Drinking Water (DW), Ground Water (GW), Wastewater (WW), Product (P), Soil/Solid (SL), Oil (OL), Wipe (WP), Air (AR), Tissue (TS), Bioassay (B), Vapor (V), Other (OT)

** Preservative Types: (1) nitric acid, (2) sulfuric acid, (3) hydrochloric acid, (4) sodium hydroxide, (5) zinc acetate, (6) methanol, (7) sodium bisulfate, (8) sodium thiosulfate, (9) hexane, (A) ascorbic acid, (B) ammonium sulfate, (C) ammonium hydroxide, (D) TSP, (U) Unpreserved, (O) Other _____

Customer Sample ID	Matrix *	Comp / Grab	Collected (or Composite Start) Date	Collected (or Composite Start) Time	Composite End Date	Composite End Time	Res Cl	# of Ctns	Container Preservative Type **	VOCs 6200B	MADEP VPH	Lead
14226_HC_BD_20210622	DW	G	6-22-21	1050		1050 MT		8		X	X	X

Analyses

Lab Profile/Line:

Lab Sample Receipt Checklist:

Custody Seals Present/Intact	Y (N) NA
Custody Signatures Present	Y N (NA)
Collector Signature Present	(Y) N NA
Bottles Intact	Y N NA
Correct Bottles	Y N NA
Sufficient Volume	Y N NA
Samples Received on Ice	Y N NA
VOA - Headspace Acceptable	Y N NA
USDA Regulated Soils	Y N (NA)
Samples in Holding Time	Y N NA
Residual Chlorine Present	Y N (NA)
Cl Strips:	
Sample pH Acceptable	(Y) N NA
pH Strips: 223819AV	
Sulfide Present	Y N (NA)
Lead Acetate Strips:	

LAB USE ONLY:
Lab Sample # / Comments:

92545602
001

Customer Remarks / Special Conditions / Possible Hazards:

Type of Ice Used: (Wet) Blue Dry None

Packing Material Used: BB

Radchem sample(s) screened (<500 cpm): Y N (NA)

SHORT HOLDS PRESENT (<72 hours): Y (N) N/A

Lab Tracking #: 2560408

Samples received via: FEDEX UPS (Client) Courier Pace Courier

Lab Sample Temperature Info:
Temp Blank Received: Y (N) NA
Therm ID#: 97064
Cooler 1 Temp Upon Receipt: 5.1 oC
Cooler 1 Therm Corr. Factor: -.1 oC
Cooler 1 Corrected Temp: 5.0 oC
Comments:

Relinquished by/Company: (Signature)	Date/Time:	Received by/Company: (Signature)	Date/Time:
Naomi Fretz / Apex	6-22-21 1315	Pace Nathan Franks	6-22-21 13:15
Relinquished by/Company: (Signature)	Date/Time:	Received by/Company: (Signature)	Date/Time:
Relinquished by/Company: (Signature)	Date/Time:	Received by/Company: (Signature)	Date/Time:

MTJL LAB USE ONLY
Table #:
Acctnum:
Template:
Prelogin:
PM:
PB:

Trip Blank Received: Y (N) NA
HCL MeOH TSP Other

Non Conformance(s): YES (NO)

Page: _____ of: _____

*Check mark top half of box if pH and/or dechlorination is verified and within the acceptance range for preservation samples.

Exceptions: VOA, Coliform, TOC, Oil and Grease, DRO/8015 (water) DOC, LLHg

**Bottom half of box is to list number of bottles

Project # **WO# : 92545602**

PM: AMB Due Date: 06/29/21

CLIENT: 92-APEX MOOR

Item#	BP4U-125 mL Plastic Unpreserved (N/A) (Cl-)	BP3U-250 mL Plastic Unpreserved (N/A)	BP2U-500 mL Plastic Unpreserved (N/A)	BP1U-1 liter Plastic Unpreserved (N/A)	BP4S-125 mL Plastic H2SO4 (pH < 2) (Cl-)	BP3N-250 mL plastic HNO3 (pH < 2)	BP4Z-125 mL Plastic ZN Acetate & NaOH (>9)	BP4C-125 mL Plastic NaOH (pH > 12) (Cl-)	WGFU-Wide-mouthed Glass jar Unpreserved	AG1U-1 liter Amber Unpreserved (N/A) (Cl-)	AG1H-1 liter Amber HCl (pH < 2)	AG3U-250 mL Amber Unpreserved (N/A) (Cl-)	AG1S-1 liter Amber H2SO4 (pH < 2)	AG3S-250 mL Amber H2SO4 (pH < 2)	AG3A(DG3A)-250 mL Amber NH4Cl (N/A)(Cl-)	DG9H-40 mL VOA HCl (N/A)	VG9T-40 mL VOA Na2S2O3 (N/A)	VG9U-40 mL VOA Unp (N/A)	DG9P-40 mL VOA H3PO4 (N/A)	VOAK (6 vials per kit)-5035 kit (N/A)	V/GK (3 vials per kit)-VPH/Gas kit (N/A)	SP5T-125 mL Sterile Plastic (N/A – lab)	SP2T-250 mL Sterile Plastic (N/A – lab)		BP3A-250 mL Plastic (NH2)2SO4 (9.3-9.7)	AG0U-100 mL Amber Unpreserved vials (N/A)	VSGU-20 mL Scintillation vials (N/A)	DG9U-40 mL Amber Unpreserved vials (N/A)
1						✓										7													
2																													
3																													
4																													
5																													
6																													
7																													
8																													
9																													
10																													
11																													
12																													

pH Adjustment Log for Preserved Samples

Sample ID	Type of Preservative	pH upon receipt	Date preservation adjusted	Time preservation adjusted	Amount of Preservative added	Lot #

Note: Whenever there is a discrepancy affecting North Carolina compliance samples, a copy of this form will be sent to the North Carolina DEHNR Certification Office (i.e. Out of hold, incorrect preservative, out of temp, incorrect containers.

Pace Analytical Services, LLC
9800 Kincey Ave. Suite 100
Huntersville, NC 28078
(704)875-9092

July 07, 2021

Andrew Street
Apex Companies - NC
5900 Northwoods Business Pkwy
Suite 5900-0
Charlotte, NC 28269

RE: Project: 2020-L1-2448 Incident
Pace Project No.: 92546846

Dear Andrew Street:

Enclosed are the analytical results for sample(s) received by the laboratory on June 29, 2021. The results relate only to the samples included in this report. Results reported herein conform to the applicable TNI/NELAC Standards and the laboratory's Quality Manual, where applicable, unless otherwise noted in the body of the report.

The test results provided in this final report were generated by each of the following laboratories within the Pace Network:

- Pace Analytical Services - Asheville
- Pace Analytical Services - Charlotte

If you have any questions concerning this report, please feel free to contact me.

Sincerely,

Angela M. Baioni

Angela Baioni
angela.baioni@pacelabs.com
(704)875-9092
Project Manager

Enclosures

cc: J Culbreath, Colonial Pipeline Company
Naomi Fretz, APEX Companies, LLC
Robert Hughes, Colonial Pipeline
Cameron Lee, Montrose-EPS
Jamie Moran, APEX Companies, LLC
Jeff Morrison, Colonial Pipeline Company
Tom Naumann, APEX Companies - NC
Joe Nicolette, Montrose-EPS
Christopher Schultz, Apex Companies
Matt Teixeira, Apex Companies, LLC
Michael Verdon, Colonial Pipeline Company
JM Wyatt, Colonial Pipeline Company

REPORT OF LABORATORY ANALYSIS

This report shall not be reproduced, except in full,
without the written consent of Pace Analytical Services, LLC.

Pace Analytical Services, LLC
9800 Kincey Ave. Suite 100
Huntersville, NC 28078
(704)875-9092

CERTIFICATIONS

Project: 2020-L1-2448 Incident
Pace Project No.: 92546846

Pace Analytical Services Charlotte
9800 Kincey Ave. Ste 100, Huntersville, NC 28078
Louisiana/NELAP Certification # LA170028
North Carolina Drinking Water Certification #: 37706
North Carolina Field Services Certification #: 5342
North Carolina Wastewater Certification #: 12
South Carolina Certification #: 99006001
Florida/NELAP Certification #: E87627
Kentucky UST Certification #: 84
Virginia/VELAP Certification #: 460221

Pace Analytical Services Asheville
2225 Riverside Drive, Asheville, NC 28804
Florida/NELAP Certification #: E87648
North Carolina Drinking Water Certification #: 37712
North Carolina Wastewater Certification #: 40
South Carolina Certification #: 99030001
Virginia/VELAP Certification #: 460222

This report shall not be reproduced, except in full,
without the written consent of Pace Analytical Services, LLC.

Pace Analytical Services, LLC
9800 Kincey Ave. Suite 100
Huntersville, NC 28078
(704)875-9092

SAMPLE SUMMARY

Project: 2020-L1-2448 Incident
Pace Project No.: 92546846

Lab ID	Sample ID	Matrix	Date Collected	Date Received
92546846001	**Dup-1**	Water	06/29/21 00:00	06/29/21 12:40
92546846002	**FB-1**	Water	06/29/21 00:00	06/29/21 12:40
92546846003	**Trip Blank**	Water	06/29/21 00:00	06/29/21 12:40

This report shall not be reproduced, except in full,
without the written consent of Pace Analytical Services, LLC.

Pace Analytical Services, LLC
9800 Kincey Ave. Suite 100
Huntersville, NC 28078
(704)875-9092

SAMPLE ANALYTE COUNT

Project: 2020-L1-2448 Incident
Pace Project No.: 92546846

Lab ID	Sample ID	Method	Analysts	Analytes Reported	Laboratory
92546846001	**Dup-1**	MADEP VPH	MAD	6	PASI-C
		EPA 6010D	DS	1	PASI-A
		SM 6200B	SAS	63	PASI-C
92546846002	**FB-1**	MADEP VPH	MAD	6	PASI-C
		EPA 6010D	DS	1	PASI-A
		SM 6200B	SAS	63	PASI-C
92546846003	**Trip Blank**	SM 6200B	SAS	63	PASI-C

PASI-A = Pace Analytical Services - Asheville
PASI-C = Pace Analytical Services - Charlotte

This report shall not be reproduced, except in full,
without the written consent of Pace Analytical Services, LLC.

Pace Analytical Services, LLC
9800 Kincey Ave. Suite 100
Huntersville, NC 28078
(704)875-9092

ANALYTICAL RESULTS

Project: 2020-L1-2448 Incident
Pace Project No.: 92546846

Sample: Dup-1 **Lab ID: 92546846001** Collected: 06/29/21 00:00 Received: 06/29/21 12:40 Matrix: Water

Parameters	Results	Units	Report Limit	MDL	DF	Prepared	Analyzed	CAS No.	Qual
VPH NC Water	Analytical Method: MADEP VPH Pace Analytical Services - Charlotte								
Total VPH (C5-C12)	ND	ug/L	50.0	50.0	1		07/01/21 17:16		N2
Aliphatic (C05-C08)	ND	ug/L	50.0	50.0	1		07/01/21 17:16		N2
Aliphatic(C09-C12) Adjusted	ND	ug/L	50.0	50.0	1		07/01/21 17:16		N2
Aromatic (C09-C10)	ND	ug/L	50.0	50.0	1		07/01/21 17:16		N2
Surrogates									
4-Bromofluorobenzene (FID) (S)	103	%	70-130		1		07/01/21 17:16	460-00-4	
4-Bromofluorobenzene (PID) (S)	101	%	70-130		1		07/01/21 17:16	460-00-4	
6010 MET ICP	Analytical Method: EPA 6010D Preparation Method: EPA 3010A Pace Analytical Services - Asheville								
Lead	ND	ug/L	5.0	4.5	1	07/04/21 17:46	07/06/21 14:42	7439-92-1	
6200B MSV	Analytical Method: SM 6200B Pace Analytical Services - Charlotte								
Benzene	ND	ug/L	0.50	0.34	1		06/29/21 18:29	71-43-2	
Bromobenzene	ND	ug/L	0.50	0.29	1		06/29/21 18:29	108-86-1	
Bromochloromethane	ND	ug/L	0.50	0.47	1		06/29/21 18:29	74-97-5	
Bromodichloromethane	ND	ug/L	0.50	0.31	1		06/29/21 18:29	75-27-4	
Bromoform	ND	ug/L	0.50	0.34	1		06/29/21 18:29	75-25-2	
Bromomethane	ND	ug/L	5.0	1.7	1		06/29/21 18:29	74-83-9	
n-Butylbenzene	ND	ug/L	0.50	0.49	1		06/29/21 18:29	104-51-8	
sec-Butylbenzene	ND	ug/L	0.50	0.40	1		06/29/21 18:29	135-98-8	
tert-Butylbenzene	ND	ug/L	0.50	0.32	1		06/29/21 18:29	98-06-6	
Carbon tetrachloride	ND	ug/L	0.50	0.33	1		06/29/21 18:29	56-23-5	
Chlorobenzene	ND	ug/L	0.50	0.28	1		06/29/21 18:29	108-90-7	
Chloroethane	ND	ug/L	1.0	0.65	1		06/29/21 18:29	75-00-3	
Chloroform	ND	ug/L	0.50	0.35	1		06/29/21 18:29	67-66-3	
Chloromethane	ND	ug/L	1.0	0.54	1		06/29/21 18:29	74-87-3	
2-Chlorotoluene	ND	ug/L	0.50	0.32	1		06/29/21 18:29	95-49-8	
4-Chlorotoluene	ND	ug/L	0.50	0.32	1		06/29/21 18:29	106-43-4	
1,2-Dibromo-3-chloropropane	ND	ug/L	1.0	0.34	1		06/29/21 18:29	96-12-8	
Dibromochloromethane	ND	ug/L	0.50	0.36	1		06/29/21 18:29	124-48-1	
1,2-Dibromoethane (EDB)	ND	ug/L	0.50	0.27	1		06/29/21 18:29	106-93-4	
Dibromomethane	ND	ug/L	0.50	0.39	1		06/29/21 18:29	74-95-3	
1,2-Dichlorobenzene	ND	ug/L	0.50	0.34	1		06/29/21 18:29	95-50-1	
1,3-Dichlorobenzene	ND	ug/L	0.50	0.34	1		06/29/21 18:29	541-73-1	
1,4-Dichlorobenzene	ND	ug/L	0.50	0.33	1		06/29/21 18:29	106-46-7	
Dichlorodifluoromethane	ND	ug/L	0.50	0.35	1		06/29/21 18:29	75-71-8	
1,1-Dichloroethane	ND	ug/L	0.50	0.37	1		06/29/21 18:29	75-34-3	
1,2-Dichloroethane	ND	ug/L	0.50	0.32	1		06/29/21 18:29	107-06-2	
1,1-Dichloroethene	ND	ug/L	0.50	0.35	1		06/29/21 18:29	75-35-4	
cis-1,2-Dichloroethene	ND	ug/L	0.50	0.38	1		06/29/21 18:29	156-59-2	
trans-1,2-Dichloroethene	ND	ug/L	0.50	0.40	1		06/29/21 18:29	156-60-5	
1,2-Dichloropropane	ND	ug/L	0.50	0.36	1		06/29/21 18:29	78-87-5	
1,3-Dichloropropane	ND	ug/L	0.50	0.28	1		06/29/21 18:29	142-28-9	

REPORT OF LABORATORY ANALYSIS

This report shall not be reproduced, except in full,
without the written consent of Pace Analytical Services, LLC.

Pace Analytical Services, LLC
9800 Kincey Ave. Suite 100
Huntersville, NC 28078
(704)875-9092

ANALYTICAL RESULTS

Project: 2020-L1-2448 Incident
Pace Project No.: 92546846

Sample: Dup-1 **Lab ID: 92546846001** Collected: 06/29/21 00:00 Received: 06/29/21 12:40 Matrix: Water

Parameters	Results	Units	Report Limit	MDL	DF	Prepared	Analyzed	CAS No.	Qual
6200B MSV	Analytical Method: SM 6200B Pace Analytical Services - Charlotte								
2,2-Dichloropropane	ND	ug/L	0.50	0.39	1		06/29/21 18:29	594-20-7	
1,1-Dichloropropene	ND	ug/L	0.50	0.43	1		06/29/21 18:29	563-58-6	
cis-1,3-Dichloropropene	ND	ug/L	0.50	0.36	1		06/29/21 18:29	10061-01-5	
trans-1,3-Dichloropropene	ND	ug/L	0.50	0.36	1		06/29/21 18:29	10061-02-6	
Diisopropyl ether	ND	ug/L	0.50	0.31	1		06/29/21 18:29	108-20-3	
Ethylbenzene	ND	ug/L	0.50	0.30	1		06/29/21 18:29	100-41-4	
Hexachloro-1,3-butadiene	ND	ug/L	2.0	1.5	1		06/29/21 18:29	87-68-3	
Isopropylbenzene (Cumene)	ND	ug/L	0.50	0.33	1		06/29/21 18:29	98-82-8	
Methylene Chloride	ND	ug/L	2.0	2.0	1		06/29/21 18:29	75-09-2	
Methyl-tert-butyl ether	ND	ug/L	0.50	0.42	1		06/29/21 18:29	1634-04-4	
Naphthalene	ND	ug/L	2.0	0.64	1		06/29/21 18:29	91-20-3	
n-Propylbenzene	ND	ug/L	0.50	0.34	1		06/29/21 18:29	103-65-1	
Styrene	ND	ug/L	0.50	0.29	1		06/29/21 18:29	100-42-5	
1,1,1,2-Tetrachloroethane	ND	ug/L	0.50	0.31	1		06/29/21 18:29	630-20-6	
1,1,2,2-Tetrachloroethane	ND	ug/L	0.50	0.22	1		06/29/21 18:29	79-34-5	
Tetrachloroethene	ND	ug/L	0.50	0.29	1		06/29/21 18:29	127-18-4	
Toluene	ND	ug/L	0.50	0.48	1		06/29/21 18:29	108-88-3	
1,2,3-Trichlorobenzene	ND	ug/L	2.0	0.81	1		06/29/21 18:29	87-61-6	
1,2,4-Trichlorobenzene	ND	ug/L	2.0	0.64	1		06/29/21 18:29	120-82-1	
1,1,1-Trichloroethane	ND	ug/L	0.50	0.33	1		06/29/21 18:29	71-55-6	
1,1,2-Trichloroethane	ND	ug/L	0.50	0.32	1		06/29/21 18:29	79-00-5	
Trichloroethene	ND	ug/L	0.50	0.38	1		06/29/21 18:29	79-01-6	
Trichlorofluoromethane	ND	ug/L	1.0	0.30	1		06/29/21 18:29	75-69-4	
1,2,3-Trichloropropane	ND	ug/L	0.50	0.26	1		06/29/21 18:29	96-18-4	
1,2,4-Trimethylbenzene	ND	ug/L	0.50	0.50	1		06/29/21 18:29	95-63-6	
1,3,5-Trimethylbenzene	ND	ug/L	0.50	0.33	1		06/29/21 18:29	108-67-8	
Vinyl chloride	ND	ug/L	1.0	0.39	1		06/29/21 18:29	75-01-4	
m&p-Xylene	ND	ug/L	1.0	0.71	1		06/29/21 18:29	179601-23-1	
o-Xylene	ND	ug/L	0.50	0.34	1		06/29/21 18:29	95-47-6	
Surrogates									
1,2-Dichloroethane-d4 (S)	102	%	70-130		1		06/29/21 18:29	17060-07-0	
4-Bromofluorobenzene (S)	96	%	70-130		1		06/29/21 18:29	460-00-4	
Toluene-d8 (S)	100	%	70-130		1		06/29/21 18:29	2037-26-5	

REPORT OF LABORATORY ANALYSIS

This report shall not be reproduced, except in full,
without the written consent of Pace Analytical Services, LLC.

Pace Analytical Services, LLC
9800 Kincey Ave. Suite 100
Huntersville, NC 28078
(704)875-9092

ANALYTICAL RESULTS

Project: 2020-L1-2448 Incident
Pace Project No.: 92546846

Sample: FB-1 **Lab ID: 92546846002** Collected: 06/29/21 00:00 Received: 06/29/21 12:40 Matrix: Water

Parameters	Results	Units	Report Limit	MDL	DF	Prepared	Analyzed	CAS No.	Qual
VPH NC Water	Analytical Method: MADEP VPH Pace Analytical Services - Charlotte								
Total VPH (C5-C12)	ND	ug/L	50.0	50.0	1		07/01/21 17:44		N2
Aliphatic (C05-C08)	ND	ug/L	50.0	50.0	1		07/01/21 17:44		N2
Aliphatic(C09-C12) Adjusted	ND	ug/L	50.0	50.0	1		07/01/21 17:44		N2
Aromatic (C09-C10)	ND	ug/L	50.0	50.0	1		07/01/21 17:44		N2
Surrogates									
4-Bromofluorobenzene (FID) (S)	101	%	70-130		1		07/01/21 17:44	460-00-4	
4-Bromofluorobenzene (PID) (S)	99	%	70-130		1		07/01/21 17:44	460-00-4	
6010 MET ICP	Analytical Method: EPA 6010D Preparation Method: EPA 3010A Pace Analytical Services - Asheville								
Lead	ND	ug/L	5.0	4.5	1	07/04/21 17:46	07/06/21 14:45	7439-92-1	
6200B MSV	Analytical Method: SM 6200B Pace Analytical Services - Charlotte								
Benzene	ND	ug/L	0.50	0.34	1		06/29/21 16:59	71-43-2	
Bromobenzene	ND	ug/L	0.50	0.29	1		06/29/21 16:59	108-86-1	
Bromochloromethane	ND	ug/L	0.50	0.47	1		06/29/21 16:59	74-97-5	
Bromodichloromethane	ND	ug/L	0.50	0.31	1		06/29/21 16:59	75-27-4	
Bromoform	ND	ug/L	0.50	0.34	1		06/29/21 16:59	75-25-2	
Bromomethane	ND	ug/L	5.0	1.7	1		06/29/21 16:59	74-83-9	
n-Butylbenzene	ND	ug/L	0.50	0.49	1		06/29/21 16:59	104-51-8	
sec-Butylbenzene	ND	ug/L	0.50	0.40	1		06/29/21 16:59	135-98-8	
tert-Butylbenzene	ND	ug/L	0.50	0.32	1		06/29/21 16:59	98-06-6	
Carbon tetrachloride	ND	ug/L	0.50	0.33	1		06/29/21 16:59	56-23-5	
Chlorobenzene	ND	ug/L	0.50	0.28	1		06/29/21 16:59	108-90-7	
Chloroethane	ND	ug/L	1.0	0.65	1		06/29/21 16:59	75-00-3	
Chloroform	ND	ug/L	0.50	0.35	1		06/29/21 16:59	67-66-3	
Chloromethane	ND	ug/L	1.0	0.54	1		06/29/21 16:59	74-87-3	
2-Chlorotoluene	ND	ug/L	0.50	0.32	1		06/29/21 16:59	95-49-8	
4-Chlorotoluene	ND	ug/L	0.50	0.32	1		06/29/21 16:59	106-43-4	
1,2-Dibromo-3-chloropropane	ND	ug/L	1.0	0.34	1		06/29/21 16:59	96-12-8	
Dibromochloromethane	ND	ug/L	0.50	0.36	1		06/29/21 16:59	124-48-1	
1,2-Dibromoethane (EDB)	ND	ug/L	0.50	0.27	1		06/29/21 16:59	106-93-4	
Dibromomethane	ND	ug/L	0.50	0.39	1		06/29/21 16:59	74-95-3	
1,2-Dichlorobenzene	ND	ug/L	0.50	0.34	1		06/29/21 16:59	95-50-1	
1,3-Dichlorobenzene	ND	ug/L	0.50	0.34	1		06/29/21 16:59	541-73-1	
1,4-Dichlorobenzene	ND	ug/L	0.50	0.33	1		06/29/21 16:59	106-46-7	
Dichlorodifluoromethane	ND	ug/L	0.50	0.35	1		06/29/21 16:59	75-71-8	
1,1-Dichloroethane	ND	ug/L	0.50	0.37	1		06/29/21 16:59	75-34-3	
1,2-Dichloroethane	ND	ug/L	0.50	0.32	1		06/29/21 16:59	107-06-2	
1,1-Dichloroethene	ND	ug/L	0.50	0.35	1		06/29/21 16:59	75-35-4	
cis-1,2-Dichloroethene	ND	ug/L	0.50	0.38	1		06/29/21 16:59	156-59-2	
trans-1,2-Dichloroethene	ND	ug/L	0.50	0.40	1		06/29/21 16:59	156-60-5	
1,2-Dichloropropane	ND	ug/L	0.50	0.36	1		06/29/21 16:59	78-87-5	
1,3-Dichloropropane	ND	ug/L	0.50	0.28	1		06/29/21 16:59	142-28-9	

REPORT OF LABORATORY ANALYSIS

This report shall not be reproduced, except in full,
without the written consent of Pace Analytical Services, LLC.

Pace Analytical Services, LLC
9800 Kincey Ave. Suite 100
Huntersville, NC 28078
(704)875-9092

ANALYTICAL RESULTS

Project: 2020-L1-2448 Incident
Pace Project No.: 92546846

Sample: FB-1 **Lab ID: 92546846002** Collected: 06/29/21 00:00 Received: 06/29/21 12:40 Matrix: Water

Parameters	Results	Units	Report Limit	MDL	DF	Prepared	Analyzed	CAS No.	Qual
6200B MSV	Analytical Method: SM 6200B Pace Analytical Services - Charlotte								
2,2-Dichloropropane	ND	ug/L	0.50	0.39	1		06/29/21 16:59	594-20-7	
1,1-Dichloropropene	ND	ug/L	0.50	0.43	1		06/29/21 16:59	563-58-6	
cis-1,3-Dichloropropene	ND	ug/L	0.50	0.36	1		06/29/21 16:59	10061-01-5	
trans-1,3-Dichloropropene	ND	ug/L	0.50	0.36	1		06/29/21 16:59	10061-02-6	
Diisopropyl ether	ND	ug/L	0.50	0.31	1		06/29/21 16:59	108-20-3	
Ethylbenzene	ND	ug/L	0.50	0.30	1		06/29/21 16:59	100-41-4	
Hexachloro-1,3-butadiene	ND	ug/L	2.0	1.5	1		06/29/21 16:59	87-68-3	
Isopropylbenzene (Cumene)	ND	ug/L	0.50	0.33	1		06/29/21 16:59	98-82-8	
Methylene Chloride	ND	ug/L	2.0	2.0	1		06/29/21 16:59	75-09-2	
Methyl-tert-butyl ether	ND	ug/L	0.50	0.42	1		06/29/21 16:59	1634-04-4	
Naphthalene	ND	ug/L	2.0	0.64	1		06/29/21 16:59	91-20-3	
n-Propylbenzene	ND	ug/L	0.50	0.34	1		06/29/21 16:59	103-65-1	
Styrene	ND	ug/L	0.50	0.29	1		06/29/21 16:59	100-42-5	
1,1,1,2-Tetrachloroethane	ND	ug/L	0.50	0.31	1		06/29/21 16:59	630-20-6	
1,1,2,2-Tetrachloroethane	ND	ug/L	0.50	0.22	1		06/29/21 16:59	79-34-5	
Tetrachloroethene	ND	ug/L	0.50	0.29	1		06/29/21 16:59	127-18-4	
Toluene	ND	ug/L	0.50	0.48	1		06/29/21 16:59	108-88-3	
1,2,3-Trichlorobenzene	ND	ug/L	2.0	0.81	1		06/29/21 16:59	87-61-6	
1,2,4-Trichlorobenzene	ND	ug/L	2.0	0.64	1		06/29/21 16:59	120-82-1	
1,1,1-Trichloroethane	ND	ug/L	0.50	0.33	1		06/29/21 16:59	71-55-6	
1,1,2-Trichloroethane	ND	ug/L	0.50	0.32	1		06/29/21 16:59	79-00-5	
Trichloroethene	ND	ug/L	0.50	0.38	1		06/29/21 16:59	79-01-6	
Trichlorofluoromethane	ND	ug/L	1.0	0.30	1		06/29/21 16:59	75-69-4	
1,2,3-Trichloropropane	ND	ug/L	0.50	0.26	1		06/29/21 16:59	96-18-4	
1,2,4-Trimethylbenzene	ND	ug/L	0.50	0.50	1		06/29/21 16:59	95-63-6	
1,3,5-Trimethylbenzene	ND	ug/L	0.50	0.33	1		06/29/21 16:59	108-67-8	
Vinyl chloride	ND	ug/L	1.0	0.39	1		06/29/21 16:59	75-01-4	
m&p-Xylene	ND	ug/L	1.0	0.71	1		06/29/21 16:59	179601-23-1	
o-Xylene	ND	ug/L	0.50	0.34	1		06/29/21 16:59	95-47-6	
Surrogates									
1,2-Dichloroethane-d4 (S)	105	%	70-130		1		06/29/21 16:59	17060-07-0	
4-Bromofluorobenzene (S)	99	%	70-130		1		06/29/21 16:59	460-00-4	
Toluene-d8 (S)	102	%	70-130		1		06/29/21 16:59	2037-26-5	

REPORT OF LABORATORY ANALYSIS

This report shall not be reproduced, except in full,
without the written consent of Pace Analytical Services, LLC.

Pace Analytical Services, LLC
9800 Kincey Ave. Suite 100
Huntersville, NC 28078
(704)875-9092

ANALYTICAL RESULTS

Project: 2020-L1-2448 Incident
Pace Project No.: 92546846

Sample: Trip Blank **Lab ID: 92546846003** Collected: 06/29/21 00:00 Received: 06/29/21 12:40 Matrix: Water

Parameters	Results	Units	Report Limit	MDL	DF	Prepared	Analyzed	CAS No.	Qual
6200B MSV	Analytical Method: SM 6200B Pace Analytical Services - Charlotte								
Benzene	ND	ug/L	0.50	0.34	1		06/29/21 17:17	71-43-2	
Bromobenzene	ND	ug/L	0.50	0.29	1		06/29/21 17:17	108-86-1	
Bromochloromethane	ND	ug/L	0.50	0.47	1		06/29/21 17:17	74-97-5	
Bromodichloromethane	ND	ug/L	0.50	0.31	1		06/29/21 17:17	75-27-4	
Bromoform	ND	ug/L	0.50	0.34	1		06/29/21 17:17	75-25-2	
Bromomethane	ND	ug/L	5.0	1.7	1		06/29/21 17:17	74-83-9	
n-Butylbenzene	ND	ug/L	0.50	0.49	1		06/29/21 17:17	104-51-8	
sec-Butylbenzene	ND	ug/L	0.50	0.40	1		06/29/21 17:17	135-98-8	
tert-Butylbenzene	ND	ug/L	0.50	0.32	1		06/29/21 17:17	98-06-6	
Carbon tetrachloride	ND	ug/L	0.50	0.33	1		06/29/21 17:17	56-23-5	
Chlorobenzene	ND	ug/L	0.50	0.28	1		06/29/21 17:17	108-90-7	
Chloroethane	ND	ug/L	1.0	0.65	1		06/29/21 17:17	75-00-3	
Chloroform	ND	ug/L	0.50	0.35	1		06/29/21 17:17	67-66-3	
Chloromethane	ND	ug/L	1.0	0.54	1		06/29/21 17:17	74-87-3	
2-Chlorotoluene	ND	ug/L	0.50	0.32	1		06/29/21 17:17	95-49-8	
4-Chlorotoluene	ND	ug/L	0.50	0.32	1		06/29/21 17:17	106-43-4	
1,2-Dibromo-3-chloropropane	ND	ug/L	1.0	0.34	1		06/29/21 17:17	96-12-8	
Dibromochloromethane	ND	ug/L	0.50	0.36	1		06/29/21 17:17	124-48-1	
1,2-Dibromoethane (EDB)	ND	ug/L	0.50	0.27	1		06/29/21 17:17	106-93-4	
Dibromomethane	ND	ug/L	0.50	0.39	1		06/29/21 17:17	74-95-3	
1,2-Dichlorobenzene	ND	ug/L	0.50	0.34	1		06/29/21 17:17	95-50-1	
1,3-Dichlorobenzene	ND	ug/L	0.50	0.34	1		06/29/21 17:17	541-73-1	
1,4-Dichlorobenzene	ND	ug/L	0.50	0.33	1		06/29/21 17:17	106-46-7	
Dichlorodifluoromethane	ND	ug/L	0.50	0.35	1		06/29/21 17:17	75-71-8	
1,1-Dichloroethane	ND	ug/L	0.50	0.37	1		06/29/21 17:17	75-34-3	
1,2-Dichloroethane	ND	ug/L	0.50	0.32	1		06/29/21 17:17	107-06-2	
1,1-Dichloroethene	ND	ug/L	0.50	0.35	1		06/29/21 17:17	75-35-4	
cis-1,2-Dichloroethene	ND	ug/L	0.50	0.38	1		06/29/21 17:17	156-59-2	
trans-1,2-Dichloroethene	ND	ug/L	0.50	0.40	1		06/29/21 17:17	156-60-5	
1,2-Dichloropropane	ND	ug/L	0.50	0.36	1		06/29/21 17:17	78-87-5	
1,3-Dichloropropane	ND	ug/L	0.50	0.28	1		06/29/21 17:17	142-28-9	
2,2-Dichloropropane	ND	ug/L	0.50	0.39	1		06/29/21 17:17	594-20-7	
1,1-Dichloropropene	ND	ug/L	0.50	0.43	1		06/29/21 17:17	563-58-6	
cis-1,3-Dichloropropene	ND	ug/L	0.50	0.36	1		06/29/21 17:17	10061-01-5	
trans-1,3-Dichloropropene	ND	ug/L	0.50	0.36	1		06/29/21 17:17	10061-02-6	
Diisopropyl ether	ND	ug/L	0.50	0.31	1		06/29/21 17:17	108-20-3	
Ethylbenzene	ND	ug/L	0.50	0.30	1		06/29/21 17:17	100-41-4	
Hexachloro-1,3-butadiene	ND	ug/L	2.0	1.5	1		06/29/21 17:17	87-68-3	
Isopropylbenzene (Cumene)	ND	ug/L	0.50	0.33	1		06/29/21 17:17	98-82-8	
Methylene Chloride	ND	ug/L	2.0	2.0	1		06/29/21 17:17	75-09-2	
Methyl-tert-butyl ether	ND	ug/L	0.50	0.42	1		06/29/21 17:17	1634-04-4	
Naphthalene	ND	ug/L	2.0	0.64	1		06/29/21 17:17	91-20-3	
n-Propylbenzene	ND	ug/L	0.50	0.34	1		06/29/21 17:17	103-65-1	
Styrene	ND	ug/L	0.50	0.29	1		06/29/21 17:17	100-42-5	
1,1,1,2-Tetrachloroethane	ND	ug/L	0.50	0.31	1		06/29/21 17:17	630-20-6	

REPORT OF LABORATORY ANALYSIS

This report shall not be reproduced, except in full,
without the written consent of Pace Analytical Services, LLC.

Pace Analytical Services, LLC
9800 Kincey Ave. Suite 100
Huntersville, NC 28078
(704)875-9092

ANALYTICAL RESULTS

Project: 2020-L1-2448 Incident
Pace Project No.: 92546846

Sample: Trip Blank **Lab ID: 92546846003** Collected: 06/29/21 00:00 Received: 06/29/21 12:40 Matrix: Water

Parameters	Results	Units	Report Limit	MDL	DF	Prepared	Analyzed	CAS No.	Qual
6200B MSV	Analytical Method: SM 6200B Pace Analytical Services - Charlotte								
1,1,2,2-Tetrachloroethane	ND	ug/L	0.50	0.22	1		06/29/21 17:17	79-34-5	
Tetrachloroethene	ND	ug/L	0.50	0.29	1		06/29/21 17:17	127-18-4	
Toluene	ND	ug/L	0.50	0.48	1		06/29/21 17:17	108-88-3	
1,2,3-Trichlorobenzene	ND	ug/L	2.0	0.81	1		06/29/21 17:17	87-61-6	
1,2,4-Trichlorobenzene	ND	ug/L	2.0	0.64	1		06/29/21 17:17	120-82-1	
1,1,1-Trichloroethane	ND	ug/L	0.50	0.33	1		06/29/21 17:17	71-55-6	
1,1,2-Trichloroethane	ND	ug/L	0.50	0.32	1		06/29/21 17:17	79-00-5	
Trichloroethene	ND	ug/L	0.50	0.38	1		06/29/21 17:17	79-01-6	
Trichlorofluoromethane	ND	ug/L	1.0	0.30	1		06/29/21 17:17	75-69-4	
1,2,3-Trichloropropane	ND	ug/L	0.50	0.26	1		06/29/21 17:17	96-18-4	
1,2,4-Trimethylbenzene	ND	ug/L	0.50	0.50	1		06/29/21 17:17	95-63-6	
1,3,5-Trimethylbenzene	ND	ug/L	0.50	0.33	1		06/29/21 17:17	108-67-8	
Vinyl chloride	ND	ug/L	1.0	0.39	1		06/29/21 17:17	75-01-4	
m&p-Xylene	ND	ug/L	1.0	0.71	1		06/29/21 17:17	179601-23-1	
o-Xylene	ND	ug/L	0.50	0.34	1		06/29/21 17:17	95-47-6	
Surrogates									
1,2-Dichloroethane-d4 (S)	102	%	70-130		1		06/29/21 17:17	17060-07-0	
4-Bromofluorobenzene (S)	96	%	70-130		1		06/29/21 17:17	460-00-4	
Toluene-d8 (S)	100	%	70-130		1		06/29/21 17:17	2037-26-5	

REPORT OF LABORATORY ANALYSIS

This report shall not be reproduced, except in full,
without the written consent of Pace Analytical Services, LLC.

Pace Analytical Services, LLC
9800 Kincey Ave. Suite 100
Huntersville, NC 28078
(704)875-9092

QUALITY CONTROL DATA

Project: 2020-L1-2448 Incident
Pace Project No.: 92546846

QC Batch: 631020
QC Batch Method: MADEP VPH
Analysis Method: MADEP VPH
Analysis Description: VPH NC Water
Laboratory: Pace Analytical Services - Charlotte
Associated Lab Samples: 92546846001, 92546846002

METHOD BLANK: 3315283 Matrix: Water
Associated Lab Samples: 92546846001, 92546846002

Parameter	Units	Blank Result	Reporting Limit	MDL	Analyzed	Qualifiers
Aliphatic (C05-C08)	ug/L	ND	50.0	50.0	07/01/21 14:53	N2
Aromatic (C09-C10)	ug/L	ND	50.0	50.0	07/01/21 14:53	N2
4-Bromofluorobenzene (FID) (S)	%	105	70-130		07/01/21 14:53	
4-Bromofluorobenzene (PID) (S)	%	103	70-130		07/01/21 14:53	

LABORATORY CONTROL SAMPLE & LCSD: 3315284 3315285

Parameter	Units	Spike Conc.	LCS Result	LCSD Result	LCS % Rec	LCSD % Rec	% Rec Limits	RPD	Max RPD	Qualifiers
Aliphatic (C05-C08)	ug/L	300	333	321	111	107	70-130	4	25	N2
Aromatic (C09-C10)	ug/L	100	115	112	115	112	70-130	2	25	N2
4-Bromofluorobenzene (FID) (S)	%				108	103	70-130			
4-Bromofluorobenzene (PID) (S)	%				103	98	70-130			

Results presented on this page are in the units indicated by the "Units" column except where an alternate unit is presented to the right of the result.

REPORT OF LABORATORY ANALYSIS

This report shall not be reproduced, except in full,
without the written consent of Pace Analytical Services, LLC.

Pace Analytical Services, LLC
9800 Kincey Ave. Suite 100
Huntersville, NC 28078
(704)875-9092

QUALITY CONTROL DATA

Project: 2020-L1-2448 Incident
Pace Project No.: 92546846

QC Batch: 631445
QC Batch Method: EPA 3010A
Analysis Method: EPA 6010D
Analysis Description: 6010 MET
Laboratory: Pace Analytical Services - Asheville
Associated Lab Samples: 92546846001, 92546846002

METHOD BLANK: 3317439 Matrix: Water
Associated Lab Samples: 92546846001, 92546846002

Parameter	Units	Blank Result	Reporting Limit	MDL	Analyzed	Qualifiers
Lead	ug/L	ND	5.0	4.5	07/06/21 14:06	

LABORATORY CONTROL SAMPLE: 3317440

Parameter	Units	Spike Conc.	LCS Result	LCS % Rec	% Rec Limits	Qualifiers
Lead	ug/L	500	486	97	80-120	

MATRIX SPIKE & MATRIX SPIKE DUPLICATE: 3317441 3317442

Parameter	Units	92546259001 Result	MS Spike Conc.	MSD Spike Conc.	MS Result	MSD Result	MS % Rec	MSD % Rec	% Rec Limits	RPD	Max RPD	Qual
Lead	ug/L	ND	500	500	493	493	98	98	75-125	0	20	

Results presented on this page are in the units indicated by the "Units" column except where an alternate unit is presented to the right of the result.

REPORT OF LABORATORY ANALYSIS

This report shall not be reproduced, except in full,
without the written consent of Pace Analytical Services, LLC.

Pace Analytical Services, LLC
9800 Kincey Ave. Suite 100
Huntersville, NC 28078
(704)875-9092

QUALITY CONTROL DATA

Project: 2020-L1-2448 Incident
Pace Project No.: 92546846

QC Batch: 630279
QC Batch Method: SM 6200B
Analysis Method: SM 6200B
Analysis Description: 6200B MSV
Laboratory: Pace Analytical Services - Charlotte
Associated Lab Samples: 92546846001, 92546846002, 92546846003

METHOD BLANK: 3311569 Matrix: Water
Associated Lab Samples: 92546846001, 92546846002, 92546846003

Parameter	Units	Blank Result	Reporting Limit	MDL	Analyzed	Qualifiers
1,1,1,2-Tetrachloroethane	ug/L	ND	0.50	0.31	06/29/21 11:17	
1,1,1-Trichloroethane	ug/L	ND	0.50	0.33	06/29/21 11:17	
1,1,2,2-Tetrachloroethane	ug/L	ND	0.50	0.22	06/29/21 11:17	
1,1,2-Trichloroethane	ug/L	ND	0.50	0.32	06/29/21 11:17	
1,1-Dichloroethane	ug/L	ND	0.50	0.37	06/29/21 11:17	
1,1-Dichloroethene	ug/L	ND	0.50	0.35	06/29/21 11:17	
1,1-Dichloropropene	ug/L	ND	0.50	0.43	06/29/21 11:17	
1,2,3-Trichlorobenzene	ug/L	ND	2.0	0.81	06/29/21 11:17	
1,2,3-Trichloropropane	ug/L	ND	0.50	0.26	06/29/21 11:17	
1,2,4-Trichlorobenzene	ug/L	ND	2.0	0.64	06/29/21 11:17	
1,2,4-Trimethylbenzene	ug/L	ND	0.50	0.50	06/29/21 11:17	
1,2-Dibromo-3-chloropropane	ug/L	ND	1.0	0.34	06/29/21 11:17	
1,2-Dibromoethane (EDB)	ug/L	ND	0.50	0.27	06/29/21 11:17	
1,2-Dichlorobenzene	ug/L	ND	0.50	0.34	06/29/21 11:17	
1,2-Dichloroethane	ug/L	ND	0.50	0.32	06/29/21 11:17	
1,2-Dichloropropane	ug/L	ND	0.50	0.36	06/29/21 11:17	
1,3,5-Trimethylbenzene	ug/L	ND	0.50	0.33	06/29/21 11:17	
1,3-Dichlorobenzene	ug/L	ND	0.50	0.34	06/29/21 11:17	
1,3-Dichloropropane	ug/L	ND	0.50	0.28	06/29/21 11:17	
1,4-Dichlorobenzene	ug/L	ND	0.50	0.33	06/29/21 11:17	
2,2-Dichloropropane	ug/L	ND	0.50	0.39	06/29/21 11:17	
2-Chlorotoluene	ug/L	ND	0.50	0.32	06/29/21 11:17	
4-Chlorotoluene	ug/L	ND	0.50	0.32	06/29/21 11:17	
Benzene	ug/L	ND	0.50	0.34	06/29/21 11:17	
Bromobenzene	ug/L	ND	0.50	0.29	06/29/21 11:17	
Bromochloromethane	ug/L	ND	0.50	0.47	06/29/21 11:17	
Bromodichloromethane	ug/L	ND	0.50	0.31	06/29/21 11:17	
Bromoform	ug/L	ND	0.50	0.34	06/29/21 11:17	
Bromomethane	ug/L	ND	5.0	1.7	06/29/21 11:17	
Carbon tetrachloride	ug/L	ND	0.50	0.33	06/29/21 11:17	
Chlorobenzene	ug/L	ND	0.50	0.28	06/29/21 11:17	
Chloroethane	ug/L	ND	1.0	0.65	06/29/21 11:17	
Chloroform	ug/L	ND	0.50	0.35	06/29/21 11:17	
Chloromethane	ug/L	ND	1.0	0.54	06/29/21 11:17	
cis-1,2-Dichloroethene	ug/L	ND	0.50	0.38	06/29/21 11:17	
cis-1,3-Dichloropropene	ug/L	ND	0.50	0.36	06/29/21 11:17	
Dibromochloromethane	ug/L	ND	0.50	0.36	06/29/21 11:17	
Dibromomethane	ug/L	ND	0.50	0.39	06/29/21 11:17	
Dichlorodifluoromethane	ug/L	ND	0.50	0.35	06/29/21 11:17	
Diisopropyl ether	ug/L	ND	0.50	0.31	06/29/21 11:17	

Results presented on this page are in the units indicated by the "Units" column except where an alternate unit is presented to the right of the result.

REPORT OF LABORATORY ANALYSIS

This report shall not be reproduced, except in full,
without the written consent of Pace Analytical Services, LLC.

Pace Analytical Services, LLC
9800 Kincey Ave. Suite 100
Huntersville, NC 28078
(704)875-9092

QUALITY CONTROL DATA

Project: 2020-L1-2448 Incident
Pace Project No.: 92546846

METHOD BLANK: 3311569 Matrix: Water
Associated Lab Samples: 92546846001, 92546846002, 92546846003

Parameter	Units	Blank Result	Reporting Limit	MDL	Analyzed	Qualifiers
Ethylbenzene	ug/L	ND	0.50	0.30	06/29/21 11:17	
Hexachloro-1,3-butadiene	ug/L	ND	2.0	1.5	06/29/21 11:17	
Isopropylbenzene (Cumene)	ug/L	ND	0.50	0.33	06/29/21 11:17	
m&p-Xylene	ug/L	ND	1.0	0.71	06/29/21 11:17	
Methyl-tert-butyl ether	ug/L	ND	0.50	0.42	06/29/21 11:17	
Methylene Chloride	ug/L	ND	2.0	2.0	06/29/21 11:17	
n-Butylbenzene	ug/L	ND	0.50	0.49	06/29/21 11:17	
n-Propylbenzene	ug/L	ND	0.50	0.34	06/29/21 11:17	
Naphthalene	ug/L	ND	2.0	0.64	06/29/21 11:17	
o-Xylene	ug/L	ND	0.50	0.34	06/29/21 11:17	
sec-Butylbenzene	ug/L	ND	0.50	0.40	06/29/21 11:17	
Styrene	ug/L	ND	0.50	0.29	06/29/21 11:17	
tert-Butylbenzene	ug/L	ND	0.50	0.32	06/29/21 11:17	
Tetrachloroethene	ug/L	ND	0.50	0.29	06/29/21 11:17	
Toluene	ug/L	ND	0.50	0.48	06/29/21 11:17	
trans-1,2-Dichloroethene	ug/L	ND	0.50	0.40	06/29/21 11:17	
trans-1,3-Dichloropropene	ug/L	ND	0.50	0.36	06/29/21 11:17	
Trichloroethene	ug/L	ND	0.50	0.38	06/29/21 11:17	
Trichlorofluoromethane	ug/L	ND	1.0	0.30	06/29/21 11:17	
Vinyl chloride	ug/L	ND	1.0	0.39	06/29/21 11:17	
1,2-Dichloroethane-d4 (S)	%	100	70-130		06/29/21 11:17	
4-Bromofluorobenzene (S)	%	97	70-130		06/29/21 11:17	
Toluene-d8 (S)	%	99	70-130		06/29/21 11:17	

LABORATORY CONTROL SAMPLE: 3311570

Parameter	Units	Spike Conc.	LCS Result	LCS % Rec	% Rec Limits	Qualifiers
1,1,1,2-Tetrachloroethane	ug/L	50	50.2	100	60-140	
1,1,1-Trichloroethane	ug/L	50	50.9	102	60-140	
1,1,2,2-Tetrachloroethane	ug/L	50	48.1	96	60-140	
1,1,2-Trichloroethane	ug/L	50	48.5	97	60-140	
1,1-Dichloroethane	ug/L	50	49.9	100	60-140	
1,1-Dichloroethene	ug/L	50	50.1	100	60-140	
1,1-Dichloropropene	ug/L	50	50.2	100	60-140	
1,2,3-Trichlorobenzene	ug/L	50	50.3	101	60-140	
1,2,3-Trichloropropane	ug/L	50	45.1	90	60-140	
1,2,4-Trichlorobenzene	ug/L	50	51.6	103	60-140	
1,2,4-Trimethylbenzene	ug/L	50	46.3	93	60-140	
1,2-Dibromo-3-chloropropane	ug/L	50	51.7	103	60-140	
1,2-Dibromoethane (EDB)	ug/L	50	49.7	99	60-140	
1,2-Dichlorobenzene	ug/L	50	48.1	96	60-140	
1,2-Dichloroethane	ug/L	50	44.7	89	60-140	
1,2-Dichloropropane	ug/L	50	49.9	100	60-140	
1,3,5-Trimethylbenzene	ug/L	50	47.7	95	60-140	

Results presented on this page are in the units indicated by the "Units" column except where an alternate unit is presented to the right of the result.

REPORT OF LABORATORY ANALYSIS

This report shall not be reproduced, except in full,
without the written consent of Pace Analytical Services, LLC.

Pace Analytical Services, LLC
9800 Kincey Ave. Suite 100
Huntersville, NC 28078
(704)875-9092

QUALITY CONTROL DATA

Project: 2020-L1-2448 Incident
Pace Project No.: 92546846

LABORATORY CONTROL SAMPLE: 3311570

Parameter	Units	Spike Conc.	LCS Result	LCS % Rec	% Rec Limits	Qualifiers
1,3-Dichlorobenzene	ug/L	50	47.8	96	60-140	
1,3-Dichloropropane	ug/L	50	48.1	96	60-140	
1,4-Dichlorobenzene	ug/L	50	49.6	99	60-140	
2,2-Dichloropropane	ug/L	50	53.0	106	60-140	
2-Chlorotoluene	ug/L	50	48.0	96	60-140	
4-Chlorotoluene	ug/L	50	46.9	94	60-140	
Benzene	ug/L	50	48.6	97	60-140	
Bromobenzene	ug/L	50	48.3	97	60-140	
Bromochloromethane	ug/L	50	50.2	100	60-140	
Bromodichloromethane	ug/L	50	49.8	100	60-140	
Bromoform	ug/L	50	52.5	105	60-140	
Bromomethane	ug/L	50	48.8	98	60-140	
Carbon tetrachloride	ug/L	50	50.1	100	60-140	
Chlorobenzene	ug/L	50	48.8	98	60-140	
Chloroethane	ug/L	50	47.6	95	60-140	
Chloroform	ug/L	50	49.0	98	60-140	
Chloromethane	ug/L	50	48.5	97	60-140	
cis-1,2-Dichloroethene	ug/L	50	49.4	99	60-140	
cis-1,3-Dichloropropene	ug/L	50	50.9	102	60-140	
Dibromochloromethane	ug/L	50	51.8	104	60-140	
Dibromomethane	ug/L	50	48.7	97	60-140	
Dichlorodifluoromethane	ug/L	50	50.4	101	60-140	
Diisopropyl ether	ug/L	50	47.6	95	60-140	
Ethylbenzene	ug/L	50	48.8	98	60-140	
Hexachloro-1,3-butadiene	ug/L	50	51.4	103	60-140	
Isopropylbenzene (Cumene)	ug/L	50	50.0	100	60-140	
m&p-Xylene	ug/L	100	96.8	97	60-140	
Methyl-tert-butyl ether	ug/L	50	48.8	98	60-140	
Methylene Chloride	ug/L	50	51.3	103	60-140	
n-Butylbenzene	ug/L	50	48.5	97	60-140	
n-Propylbenzene	ug/L	50	47.4	95	60-140	
Naphthalene	ug/L	50	48.1	96	60-140	
o-Xylene	ug/L	50	48.5	97	60-140	
sec-Butylbenzene	ug/L	50	46.6	93	60-140	
Styrene	ug/L	50	50.6	101	60-140	
tert-Butylbenzene	ug/L	50	40.8	82	60-140	
Tetrachloroethene	ug/L	50	49.0	98	60-140	
Toluene	ug/L	50	46.6	93	60-140	
trans-1,2-Dichloroethene	ug/L	50	50.2	100	60-140	
trans-1,3-Dichloropropene	ug/L	50	50.7	101	60-140	
Trichloroethene	ug/L	50	48.9	98	60-140	
Trichlorofluoromethane	ug/L	50	45.6	91	60-140	
Vinyl chloride	ug/L	50	52.7	105	60-140	
1,2-Dichloroethane-d4 (S)	%			94	70-130	
4-Bromofluorobenzene (S)	%			102	70-130	
Toluene-d8 (S)	%			99	70-130	

Results presented on this page are in the units indicated by the "Units" column except where an alternate unit is presented to the right of the result.

REPORT OF LABORATORY ANALYSIS

This report shall not be reproduced, except in full,
without the written consent of Pace Analytical Services, LLC.

Pace Analytical Services, LLC
9800 Kincey Ave. Suite 100
Huntersville, NC 28078
(704)875-9092

QUALITY CONTROL DATA

Project: 2020-L1-2448 Incident
Pace Project No.: 92546846

MATRIX SPIKE & MATRIX SPIKE DUPLICATE: 3311571 3311572

Parameter	Units	92546288001 Result	MS Spike Conc.	MSD Spike Conc.	MS Result	MSD Result	MS % Rec	MSD % Rec	% Rec Limits	RPD	Max RPD	Qual
1,1,1,2-Tetrachloroethane	ug/L	ND	800	800	921	894	115	112	60-140	3	30	
1,1,1-Trichloroethane	ug/L	ND	800	800	936	903	117	113	60-140	4	30	
1,1,2,2-Tetrachloroethane	ug/L	ND	800	800	909	884	114	110	60-140	3	30	
1,1,2-Trichloroethane	ug/L	ND	800	800	927	892	116	112	60-140	4	30	
1,1-Dichloroethane	ug/L	ND	800	800	919	882	115	110	60-140	4	30	
1,1-Dichloroethene	ug/L	ND	800	800	955	895	119	112	60-140	6	30	
1,1-Dichloropropene	ug/L	ND	800	800	930	893	116	112	60-140	4	30	
1,2,3-Trichlorobenzene	ug/L	ND	800	800	905	897	113	112	60-140	1	30	
1,2,3-Trichloropropane	ug/L	ND	800	800	888	871	111	109	60-140	2	30	
1,2,4-Trichlorobenzene	ug/L	ND	800	800	878	890	110	111	60-140	1	30	
1,2,4-Trimethylbenzene	ug/L	3710	800	800	4510	5080	99	170	60-140	12	30	M1
1,2-Dibromo-3-chloropropane	ug/L	ND	800	800	949	962	119	120	60-140	1	30	
1,2-Dibromoethane (EDB)	ug/L	ND	800	800	904	902	113	113	60-140	0	30	
1,2-Dichlorobenzene	ug/L	ND	800	800	858	850	107	106	60-140	1	30	
1,2-Dichloroethane	ug/L	ND	800	800	839	831	105	104	60-140	1	30	
1,2-Dichloropropane	ug/L	ND	800	800	925	893	116	112	60-140	3	30	
1,3,5-Trimethylbenzene	ug/L	1070	800	800	2000	2180	117	139	60-140	8	30	
1,3-Dichlorobenzene	ug/L	ND	800	800	852	841	106	105	60-140	1	30	
1,3-Dichloropropane	ug/L	ND	800	800	916	883	115	110	60-140	4	30	
1,4-Dichlorobenzene	ug/L	ND	800	800	869	851	109	106	60-140	2	30	
2,2-Dichloropropane	ug/L	ND	800	800	826	792	103	99	60-140	4	30	
2-Chlorotoluene	ug/L	ND	800	800	1020	953	128	119	60-140	7	30	
4-Chlorotoluene	ug/L	ND	800	800	844	827	105	103	60-140	2	30	
Benzene	ug/L	24.6	800	800	933	896	113	109	60-140	4	30	
Bromobenzene	ug/L	ND	800	800	892	883	112	110	60-140	1	30	
Bromochloromethane	ug/L	ND	800	800	935	888	117	111	60-140	5	30	
Bromodichloromethane	ug/L	ND	800	800	930	902	116	113	60-140	3	30	
Bromoform	ug/L	ND	800	800	930	887	116	111	60-140	5	30	
Bromomethane	ug/L	ND	800	800	979	884	122	111	60-140	10	30	
Carbon tetrachloride	ug/L	ND	800	800	949	879	119	110	60-140	8	30	
Chlorobenzene	ug/L	ND	800	800	904	869	113	109	60-140	4	30	
Chloroethane	ug/L	ND	800	800	941	884	118	110	60-140	6	30	
Chloroform	ug/L	ND	800	800	918	872	115	109	60-140	5	30	
Chloromethane	ug/L	ND	800	800	831	784	104	98	60-140	6	30	
cis-1,2-Dichloroethene	ug/L	ND	800	800	918	885	115	111	60-140	4	30	
cis-1,3-Dichloropropene	ug/L	ND	800	800	897	875	112	109	60-140	3	30	
Dibromochloromethane	ug/L	ND	800	800	932	923	116	115	60-140	1	30	
Dibromomethane	ug/L	ND	800	800	889	873	111	109	60-140	2	30	
Dichlorodifluoromethane	ug/L	ND	800	800	701	658	88	82	60-140	6	30	
Diisopropyl ether	ug/L	ND	800	800	891	848	111	106	60-140	5	30	
Ethylbenzene	ug/L	654	800	800	1580	1640	116	124	60-140	4	30	
Hexachloro-1,3-butadiene	ug/L	ND	800	800	914	885	114	111	60-140	3	30	
Isopropylbenzene (Cumene)	ug/L	288	800	800	1230	1230	117	118	60-140	0	30	
m&p-Xylene	ug/L	2370	1600	1600	4170	4420	112	128	60-140	6	30	

Results presented on this page are in the units indicated by the "Units" column except where an alternate unit is presented to the right of the result.

REPORT OF LABORATORY ANALYSIS

This report shall not be reproduced, except in full,
without the written consent of Pace Analytical Services, LLC.

Pace Analytical Services, LLC
9800 Kincey Ave. Suite 100
Huntersville, NC 28078
(704)875-9092

QUALITY CONTROL DATA

Project: 2020-L1-2448 Incident
Pace Project No.: 92546846

MATRIX SPIKE & MATRIX SPIKE DUPLICATE: 3311571 3311572

Parameter	Units	92546288001 Result	MS Spike Conc.	MSD Spike Conc.	MS Result	MSD Result	MS % Rec	MSD % Rec	% Rec Limits	RPD	Max RPD	Qual
Methyl-tert-butyl ether	ug/L	ND	800	800	902	878	113	110	60-140	3	30	
Methylene Chloride	ug/L	ND	800	800	1020	966	120	113	60-140	5	30	
n-Butylbenzene	ug/L	185	800	800	1030	1040	105	106	60-140	1	30	
n-Propylbenzene	ug/L	875	800	800	1720	1850	106	122	60-140	7	30	
Naphthalene	ug/L	81.3	800	800	843	941	95	107	60-140	11	30	
o-Xylene	ug/L	731	800	800	1650	1720	114	123	60-140	4	30	
sec-Butylbenzene	ug/L	ND	800	800	883	882	110	110	60-140	0	30	
Styrene	ug/L	ND	800	800	904	886	113	111	60-140	2	30	
tert-Butylbenzene	ug/L	ND	800	800	759	747	95	93	60-140	2	30	
Tetrachloroethene	ug/L	ND	800	800	877	857	110	107	60-140	2	30	
Toluene	ug/L	ND	800	800	880	847	110	106	60-140	4	30	
trans-1,2-Dichloroethene	ug/L	ND	800	800	921	891	115	111	60-140	3	30	
trans-1,3-Dichloropropene	ug/L	ND	800	800	884	844	110	105	60-140	5	30	
Trichloroethene	ug/L	ND	800	800	918	875	115	109	60-140	5	30	
Trichlorofluoromethane	ug/L	ND	800	800	880	851	110	106	60-140	3	30	
Vinyl chloride	ug/L	ND	800	800	898	856	112	107	60-140	5	30	
1,2-Dichloroethane-d4 (S)	%						102	98	70-130			
4-Bromofluorobenzene (S)	%						100	99	70-130			
Toluene-d8 (S)	%						99	99	70-130			

Results presented on this page are in the units indicated by the "Units" column except where an alternate unit is presented to the right of the result.

REPORT OF LABORATORY ANALYSIS

This report shall not be reproduced, except in full,
without the written consent of Pace Analytical Services, LLC.

Pace Analytical Services, LLC
9800 Kincey Ave. Suite 100
Huntersville, NC 28078
(704)875-9092

QUALIFIERS

Project: 2020-L1-2448 Incident
Pace Project No.: 92546846

DEFINITIONS

DF - Dilution Factor, if reported, represents the factor applied to the reported data due to dilution of the sample aliquot.

ND - Not Detected at or above adjusted reporting limit.

TNTC - Too Numerous To Count

J - Estimated concentration above the adjusted method detection limit and below the adjusted reporting limit.

MDL - Adjusted Method Detection Limit.

PQL - Practical Quantitation Limit.

RL - Reporting Limit - The lowest concentration value that meets project requirements for quantitative data with known precision and bias for a specific analyte in a specific matrix.

S - Surrogate

1,2-Diphenylhydrazine decomposes to and cannot be separated from Azobenzene using Method 8270. The result for each analyte is a combined concentration.

Consistent with EPA guidelines, unrounded data are displayed and have been used to calculate % recovery and RPD values.

LCS(D) - Laboratory Control Sample (Duplicate)

MS(D) - Matrix Spike (Duplicate)

DUP - Sample Duplicate

RPD - Relative Percent Difference

NC - Not Calculable.

SG - Silica Gel - Clean-Up

U - Indicates the compound was analyzed for, but not detected.

Acid preservation may not be appropriate for 2 Chloroethylvinyl ether.

A separate vial preserved to a pH of 4-5 is recommended in SW846 Chapter 4 for the analysis of Acrolein and Acrylonitrile by EPA Method 8260.

N-Nitrosodiphenylamine decomposes and cannot be separated from Diphenylamine using Method 8270. The result reported for each analyte is a combined concentration.

Pace Analytical is TNI accredited. Contact your Pace PM for the current list of accredited analytes.

TNI - The NELAC Institute.

ANALYTE QUALIFIERS

M1	Matrix spike recovery exceeded QC limits. Batch accepted based on laboratory control sample (LCS) recovery.
N2	The lab does not hold NELAC/TNI accreditation for this parameter but other accreditations/certifications may apply. A complete list of accreditations/certifications is available upon request.

This report shall not be reproduced, except in full,
without the written consent of Pace Analytical Services, LLC.

Pace Analytical Services, LLC
9800 Kincey Ave. Suite 100
Huntersville, NC 28078
(704)875-9092

QUALITY CONTROL DATA CROSS REFERENCE TABLE

Project: 2020-L1-2448 Incident
Pace Project No.: 92546846

Lab ID	Sample ID	QC Batch Method	QC Batch	Analytical Method	Analytical Batch
92546846001	**Dup-1**	MADEP VPH	631020		
92546846002	**FB-1**	MADEP VPH	631020		
92546846001	**Dup-1**	EPA 3010A	631445	EPA 6010D	631455
92546846002	**FB-1**	EPA 3010A	631445	EPA 6010D	631455
92546846001	**Dup-1**	SM 6200B	630279		
92546846002	**FB-1**	SM 6200B	630279		
92546846003	**Trip Blank**	SM 6200B	630279		

This report shall not be reproduced, except in full,
without the written consent of Pace Analytical Services, LLC.

Pace Analytical

CHAIN-OF-CUSTODY Analytical Request Document

Chain-of-Custody is a LEGAL DOCUMENT - Complete all relevent fields

LAB USE ONL... r or

WO# : 92546846

92546846

A...

Container Pre...

Company: Apex Companies

Address:

Billing Information:

Report To: Andrew Street

Email To: Andrew.Street@apexcos.com

Copy To:

Site Collection Info/Address:

Customer Project Name/Number: 2020-LI-2448 Incident

State: NC County/City: Huntersville Time Zone Collected: [ ] PT [ ] MT [ ] CT [ ] ET

Phone:
Email:

Site/Facility ID #:

Compliance Monitoring? [ ] Yes [ ] No

Collected By (print): Naomi Fretz

Purchase Order #:
Quote #:

DW PWS ID #:
DW Location Code:

Collected By (signature): Naomi Fr

Turnaround Date Required: ASAP

Immediately Packed on Ice: [ ] Yes [ ] No

Sample Disposal:
[ ] Dispose as appropriate [ ] Return
[ ] Archive: _____
[ ] Hold: _____

Rush: [ ] Same Day [ ] Next Day [ ] 2 Day [ ] 3 Day [ ] 4 Day [ ] 5 Day (Expedite Charges Apply)

Field Filtered (if applicable): [ ] Yes [ ] No

Analysis: _____

** Preservative Types: (1) nitric acid, (2) sulfuric acid, (3) hydrochloric acid, (4) sodium hydroxide, (5) zinc acetate, (6) methanol, (7) sodium bisulfate, (8) sodium thiosulfate, (9) hexane, (A) ascorbic acid, (B) ammonium sulfate, (C) ammonium hydroxide, (D) TSP, (U) Unpreserved, (O) Other _____

Analyses

Lab Profile/Line:

Lab Sample Receipt Checklist:

Custody Seals Present/Intact	Y N NA
Custody Signatures Present	Y N NA
Collector Signature Present	Y N NA
Bottles Intact	Y N NA
Correct Bottles	Y N NA
Sufficient Volume	Y N NA
Samples Received on Ice	Y N NA
VOA - Headspace Acceptable	Y N NA
USDA Regulated Soils	Y N NA
Samples in Holding Time	Y N NA
Residual Chlorine Present	Y N NA
Cl Strips:	
Sample pH Acceptable	Y N NA
pH Strips: 223819AV	
Sulfide Present	Y N NA
Lead Acetate Strips:	

LAB USE ONLY:
Lab Sample # / Comments:

92546846

* Matrix Codes (Insert in Matrix box below): Drinking Water (DW), Ground Water (GW), Wastewater (WW), Product (P), Soil/Solid (SL), Oil (OL), Wipe (WP), Air (AR), Tissue (TS), Bioassay (B), Vapor (V), Other (OT)

Customer Sample ID	Matrix *	Comp / Grab	Collected (or Composite Start) Date	Collected (or Composite Start) Time	Composite End Date	Composite End Time	Res Cl	# of Ctns	VOCs 6200B	MADEP VPH	Lead								Lab Sample # / Comments
DUP-1	DW	G	6-29-21	-				8	X	X	X								001
FB-1	OT	G	↓	-				8	X	X	X								002
Trip Blank	OT	-	↓	-				2	X										003

Customer Remarks / Special Conditions / Possible Hazards:

Type of Ice Used: Wet Blue Dry None

Packing Material Used: Bubble bags

Radchem sample(s) screened (<500 cpm): Y N NA

SHORT HOLDS PRESENT (<72 hours): Y N N/A

Lab Tracking #: 2632741

Samples received via: FEDEX UPS Client Courier Pace Courier

Lab Sample Temperature Info:
Temp Blank Received: Y N NA
Therm ID#: DR92T064
Cooler 1 Temp Upon Receipt: 3.4 oC
Cooler 1 Therm Corr. Factor: -.1 oC
Cooler 1 Corrected Temp: 3.3 oC
Comments:

Relinquished by/Company: (Signature)	Date/Time:	Received by/Company: (Signature)	Date/Time:
Naomi Fretz / Apex	6-29-21 1240	Jake Whitman Pace	6-29-21 1240
Relinquished by/Company: (Signature)	Date/Time:	Received by/Company: (Signature)	Date/Time:
Relinquished by/Company: (Signature)	Date/Time:	Received by/Company: (Signature)	Date/Time:

MTJL LAB USE ONLY
Table #:
Acctnum:
Template:
Prelogin:
PM:
PB:

Trip Blank Received: Y N NA
HCL MeOH TSP Other

Non Conformance(s): YES / NO

Page: _____ of: _____

*Check mark top half of box if pH and/or dechlorination is verified and within the acceptance range for preservation samples.

Exceptions: VOA, Coliform, TOC, Oil and Grease, DRO/8015 (water) DOC, LLHg

**Bottom half of box is to list number of bottles

Project # **WO#: 92546846**

PM: AMB Due Date: 07/07/21

CLIENT: 92-APEX MOOR

Item#	BP4U-125 mL Plastic Unpreserved (N/A) (Cl-)	BP3U-250 mL Plastic Unpreserved (N/A)	BP2U-500 mL Plastic Unpreserved (N/A)	BP1U-1 liter Plastic Unpreserved (N/A)	BP4S-125 mL Plastic H2SO4 (pH < 2) (Cl-)	BP3N-250 mL plastic HNO3 (pH < 2)	BP4Z-125 mL Plastic ZN Acetate & NaOH (>9)	BP4C-125 mL Plastic NaOH (pH > 12) (Cl-)	WGFU-Wide-mouthed Glass jar Unpreserved	AG1U-1 liter Amber Unpreserved (N/A) (Cl-)	AG1H-1 liter Amber HCl (pH < 2)	AG3U-250 mL Amber Unpreserved (N/A) (Cl-)	AG1S-1 liter Amber H2SO4 (pH < 2)	AG3S-250 mL Amber H2SO4 (pH < 2)	AG3A(DG3A)-250 mL Amber NH4Cl (N/A)(Cl-)	DG9H-40 mL VOA HCl (N/A)	VG9T-40 mL VOA Na2S2O3 (N/A)	VG9U-40 mL VOA Unp (N/A)	DG9P-40 mL VOA H3PO4 (N/A)	VOAK (6 vials per kit)-5035 kit (N/A)	V/GK (3 vials per kit)-VPH/Gas kit (N/A)	SP5T-125 mL Sterile Plastic (N/A – lab)	SP2T-250 mL Sterile Plastic (N/A – lab)		BP3A-250 mL Plastic (NH2)2SO4 (9.3-9.7)	AG0U-100 mL Amber Unpreserved vials (N/A)	VSGU-20 mL Scintillation vials (N/A)	DG9U-40 mL Amber Unpreserved vials (N/A)
1						1 ✓										7												
2						1 ✓										7												
3																2												
4																												
5																												
6																												
7																												
8																												
9																												
10																												
11																												
12																												

pH Adjustment Log for Preserved Samples

Sample ID	Type of Preservative	pH upon receipt	Date preservation adjusted	Time preservation adjusted	Amount of Preservative added	Lot #

Note: Whenever there is a discrepancy affecting North Carolina compliance samples, a copy of this form will be sent to the North Carolina DEHNR Certification Office (i.e. Out of hold, incorrect preservative, out of temp, incorrect containers.

Pace Analytical Services, LLC
9800 Kincey Ave. Suite 100
Huntersville, NC 28078
(704)875-9092

July 07, 2021

Andrew Street
Apex Companies - NC
5900 Northwoods Business Pkwy
Suite 5900-0
Charlotte, NC 28269

RE: Project: 2020-L1-2448 Incident
Pace Project No.: 92546850

Dear Andrew Street:

Enclosed are the analytical results for sample(s) received by the laboratory on June 29, 2021. The results relate only to the samples included in this report. Results reported herein conform to the applicable TNI/NELAC Standards and the laboratory's Quality Manual, where applicable, unless otherwise noted in the body of the report.

The test results provided in this final report were generated by each of the following laboratories within the Pace Network:

- Pace Analytical Services - Asheville
- Pace Analytical Services - Charlotte

If you have any questions concerning this report, please feel free to contact me.

Sincerely,

Angela M. Baioni

Angela Baioni
angela.baioni@pacelabs.com
(704)875-9092
Project Manager

Enclosures

cc: J Culbreath, Colonial Pipeline Company
Naomi Fretz, APEX Companies, LLC
Robert Hughes, Colonial Pipeline
Cameron Lee, Montrose-EPS
Jamie Moran, APEX Companies, LLC
Jeff Morrison, Colonial Pipeline Company
Tom Naumann, APEX Companies - NC
Joe Nicolette, Montrose-EPS
Christopher Schultz, Apex Companies
Matt Teixeira, Apex Companies, LLC
Michael Verdon, Colonial Pipeline Company
JM Wyatt, Colonial Pipeline Company

REPORT OF LABORATORY ANALYSIS

This report shall not be reproduced, except in full,
without the written consent of Pace Analytical Services, LLC.

Pace Analytical Services, LLC
9800 Kincey Ave. Suite 100
Huntersville, NC 28078
(704)875-9092

CERTIFICATIONS

Project: 2020-L1-2448 Incident
Pace Project No.: 92546850

Pace Analytical Services Charlotte

9800 Kincey Ave. Ste 100, Huntersville, NC 28078
Louisiana/NELAP Certification # LA170028
North Carolina Drinking Water Certification #: 37706
North Carolina Field Services Certification #: 5342
North Carolina Wastewater Certification #: 12
South Carolina Certification #: 99006001
Florida/NELAP Certification #: E87627
Kentucky UST Certification #: 84
Virginia/VELAP Certification #: 460221

Pace Analytical Services Asheville

2225 Riverside Drive, Asheville, NC 28804
Florida/NELAP Certification #: E87648
North Carolina Drinking Water Certification #: 37712
North Carolina Wastewater Certification #: 40
South Carolina Certification #: 99030001
Virginia/VELAP Certification #: 460222

This report shall not be reproduced, except in full,
without the written consent of Pace Analytical Services, LLC.

Pace Analytical Services, LLC
9800 Kincey Ave. Suite 100
Huntersville, NC 28078
(704)875-9092

SAMPLE SUMMARY

Project: 2020-L1-2448 Incident
Pace Project No.: 92546850

Lab ID	Sample ID	Matrix	Date Collected	Date Received
92546850001	**14401_HC_RD_20210629**	Water	06/29/21 08:30	06/29/21 12:40

REPORT OF LABORATORY ANALYSIS

This report shall not be reproduced, except in full,
without the written consent of Pace Analytical Services, LLC.

Pace Analytical Services, LLC
9800 Kincey Ave. Suite 100
Huntersville, NC 28078
(704)875-9092

SAMPLE ANALYTE COUNT

Project: 2020-L1-2448 Incident
Pace Project No.: 92546850

Lab ID	Sample ID	Method	Analysts	Analytes Reported	Laboratory
92546850001	**14401_HC_RD_20210629**	MADEP VPH	MAD	6	PASI-C
		EPA 6010D	CBV	1	PASI-A
		SM 6200B	SAS	63	PASI-C

PASI-A = Pace Analytical Services - Asheville
PASI-C = Pace Analytical Services - Charlotte

This report shall not be reproduced, except in full,
without the written consent of Pace Analytical Services, LLC.

Pace Analytical Services, LLC
9800 Kincey Ave. Suite 100
Huntersville, NC 28078
(704)875-9092

ANALYTICAL RESULTS

Project: 2020-L1-2448 Incident
Pace Project No.: 92546850

Sample: 14401_HC_RD_20210629 **Lab ID: 92546850001** Collected: 06/29/21 08:30 Received: 06/29/21 12:40 Matrix: Water

Parameters	Results	Units	Report Limit	MDL	DF	Prepared	Analyzed	CAS No.	Qual
VPH NC Water	Analytical Method: MADEP VPH Pace Analytical Services - Charlotte								
Total VPH (C5-C12)	ND	ug/L	50.0	50.0	1		07/01/21 18:12		N2
Aliphatic (C05-C08)	ND	ug/L	50.0	50.0	1		07/01/21 18:12		N2
Aliphatic(C09-C12) Adjusted	ND	ug/L	50.0	50.0	1		07/01/21 18:12		N2
Aromatic (C09-C10)	ND	ug/L	50.0	50.0	1		07/01/21 18:12		N2
Surrogates									
4-Bromofluorobenzene (FID) (S)	106	%	70-130		1		07/01/21 18:12	460-00-4	
4-Bromofluorobenzene (PID) (S)	103	%	70-130		1		07/01/21 18:12	460-00-4	
6010 MET ICP	Analytical Method: EPA 6010D Preparation Method: EPA 3010A Pace Analytical Services - Asheville								
Lead	ND	ug/L	5.0	4.5	1	07/04/21 17:46	07/05/21 21:11	7439-92-1	
6200B MSV	Analytical Method: SM 6200B Pace Analytical Services - Charlotte								
Benzene	ND	ug/L	0.50	0.34	1		06/30/21 15:43	71-43-2	
Bromobenzene	ND	ug/L	0.50	0.29	1		06/30/21 15:43	108-86-1	
Bromochloromethane	ND	ug/L	0.50	0.47	1		06/30/21 15:43	74-97-5	
Bromodichloromethane	ND	ug/L	0.50	0.31	1		06/30/21 15:43	75-27-4	
Bromoform	ND	ug/L	0.50	0.34	1		06/30/21 15:43	75-25-2	
Bromomethane	ND	ug/L	5.0	1.7	1		06/30/21 15:43	74-83-9	
n-Butylbenzene	ND	ug/L	0.50	0.49	1		06/30/21 15:43	104-51-8	
sec-Butylbenzene	ND	ug/L	0.50	0.40	1		06/30/21 15:43	135-98-8	
tert-Butylbenzene	ND	ug/L	0.50	0.32	1		06/30/21 15:43	98-06-6	
Carbon tetrachloride	ND	ug/L	0.50	0.33	1		06/30/21 15:43	56-23-5	
Chlorobenzene	ND	ug/L	0.50	0.28	1		06/30/21 15:43	108-90-7	
Chloroethane	ND	ug/L	1.0	0.65	1		06/30/21 15:43	75-00-3	
Chloroform	ND	ug/L	0.50	0.35	1		06/30/21 15:43	67-66-3	
Chloromethane	ND	ug/L	1.0	0.54	1		06/30/21 15:43	74-87-3	
2-Chlorotoluene	ND	ug/L	0.50	0.32	1		06/30/21 15:43	95-49-8	
4-Chlorotoluene	ND	ug/L	0.50	0.32	1		06/30/21 15:43	106-43-4	
1,2-Dibromo-3-chloropropane	ND	ug/L	1.0	0.34	1		06/30/21 15:43	96-12-8	
Dibromochloromethane	ND	ug/L	0.50	0.36	1		06/30/21 15:43	124-48-1	
1,2-Dibromoethane (EDB)	ND	ug/L	0.50	0.27	1		06/30/21 15:43	106-93-4	
Dibromomethane	ND	ug/L	0.50	0.39	1		06/30/21 15:43	74-95-3	
1,2-Dichlorobenzene	ND	ug/L	0.50	0.34	1		06/30/21 15:43	95-50-1	
1,3-Dichlorobenzene	ND	ug/L	0.50	0.34	1		06/30/21 15:43	541-73-1	
1,4-Dichlorobenzene	ND	ug/L	0.50	0.33	1		06/30/21 15:43	106-46-7	
Dichlorodifluoromethane	ND	ug/L	0.50	0.35	1		06/30/21 15:43	75-71-8	
1,1-Dichloroethane	ND	ug/L	0.50	0.37	1		06/30/21 15:43	75-34-3	
1,2-Dichloroethane	ND	ug/L	0.50	0.32	1		06/30/21 15:43	107-06-2	
1,1-Dichloroethene	ND	ug/L	0.50	0.35	1		06/30/21 15:43	75-35-4	
cis-1,2-Dichloroethene	ND	ug/L	0.50	0.38	1		06/30/21 15:43	156-59-2	
trans-1,2-Dichloroethene	ND	ug/L	0.50	0.40	1		06/30/21 15:43	156-60-5	
1,2-Dichloropropane	ND	ug/L	0.50	0.36	1		06/30/21 15:43	78-87-5	
1,3-Dichloropropane	ND	ug/L	0.50	0.28	1		06/30/21 15:43	142-28-9	

REPORT OF LABORATORY ANALYSIS

This report shall not be reproduced, except in full,
without the written consent of Pace Analytical Services, LLC.

Pace Analytical Services, LLC
9800 Kincey Ave. Suite 100
Huntersville, NC 28078
(704)875-9092

ANALYTICAL RESULTS

Project: 2020-L1-2448 Incident
Pace Project No.: 92546850

Sample: 14401_HC_RD_20210629 **Lab ID: 92546850001** Collected: 06/29/21 08:30 Received: 06/29/21 12:40 Matrix: Water

Parameters	Results	Units	Report Limit	MDL	DF	Prepared	Analyzed	CAS No.	Qual
6200B MSV	Analytical Method: SM 6200B Pace Analytical Services - Charlotte								
2,2-Dichloropropane	ND	ug/L	0.50	0.39	1		06/30/21 15:43	594-20-7	
1,1-Dichloropropene	ND	ug/L	0.50	0.43	1		06/30/21 15:43	563-58-6	
cis-1,3-Dichloropropene	ND	ug/L	0.50	0.36	1		06/30/21 15:43	10061-01-5	
trans-1,3-Dichloropropene	ND	ug/L	0.50	0.36	1		06/30/21 15:43	10061-02-6	
Diisopropyl ether	ND	ug/L	0.50	0.31	1		06/30/21 15:43	108-20-3	
Ethylbenzene	ND	ug/L	0.50	0.30	1		06/30/21 15:43	100-41-4	
Hexachloro-1,3-butadiene	ND	ug/L	2.0	1.5	1		06/30/21 15:43	87-68-3	
Isopropylbenzene (Cumene)	ND	ug/L	0.50	0.33	1		06/30/21 15:43	98-82-8	
Methylene Chloride	ND	ug/L	2.0	2.0	1		06/30/21 15:43	75-09-2	
Methyl-tert-butyl ether	ND	ug/L	0.50	0.42	1		06/30/21 15:43	1634-04-4	
Naphthalene	ND	ug/L	2.0	0.64	1		06/30/21 15:43	91-20-3	
n-Propylbenzene	ND	ug/L	0.50	0.34	1		06/30/21 15:43	103-65-1	
Styrene	ND	ug/L	0.50	0.29	1		06/30/21 15:43	100-42-5	
1,1,1,2-Tetrachloroethane	ND	ug/L	0.50	0.31	1		06/30/21 15:43	630-20-6	
1,1,2,2-Tetrachloroethane	ND	ug/L	0.50	0.22	1		06/30/21 15:43	79-34-5	
Tetrachloroethene	ND	ug/L	0.50	0.29	1		06/30/21 15:43	127-18-4	
Toluene	ND	ug/L	0.50	0.48	1		06/30/21 15:43	108-88-3	
1,2,3-Trichlorobenzene	ND	ug/L	2.0	0.81	1		06/30/21 15:43	87-61-6	
1,2,4-Trichlorobenzene	ND	ug/L	2.0	0.64	1		06/30/21 15:43	120-82-1	
1,1,1-Trichloroethane	ND	ug/L	0.50	0.33	1		06/30/21 15:43	71-55-6	
1,1,2-Trichloroethane	ND	ug/L	0.50	0.32	1		06/30/21 15:43	79-00-5	
Trichloroethene	ND	ug/L	0.50	0.38	1		06/30/21 15:43	79-01-6	
Trichlorofluoromethane	ND	ug/L	1.0	0.30	1		06/30/21 15:43	75-69-4	
1,2,3-Trichloropropane	ND	ug/L	0.50	0.26	1		06/30/21 15:43	96-18-4	
1,2,4-Trimethylbenzene	ND	ug/L	0.50	0.50	1		06/30/21 15:43	95-63-6	
1,3,5-Trimethylbenzene	ND	ug/L	0.50	0.33	1		06/30/21 15:43	108-67-8	
Vinyl chloride	ND	ug/L	1.0	0.39	1		06/30/21 15:43	75-01-4	
m&p-Xylene	ND	ug/L	1.0	0.71	1		06/30/21 15:43	179601-23-1	
o-Xylene	ND	ug/L	0.50	0.34	1		06/30/21 15:43	95-47-6	
Surrogates									
1,2-Dichloroethane-d4 (S)	104	%	70-130		1		06/30/21 15:43	17060-07-0	
4-Bromofluorobenzene (S)	98	%	70-130		1		06/30/21 15:43	460-00-4	
Toluene-d8 (S)	101	%	70-130		1		06/30/21 15:43	2037-26-5	

REPORT OF LABORATORY ANALYSIS

This report shall not be reproduced, except in full,
without the written consent of Pace Analytical Services, LLC.

Pace Analytical Services, LLC
9800 Kincey Ave. Suite 100
Huntersville, NC 28078
(704)875-9092

QUALITY CONTROL DATA

Project: 2020-L1-2448 Incident
Pace Project No.: 92546850

QC Batch: 631020
QC Batch Method: MADEP VPH
Analysis Method: MADEP VPH
Analysis Description: VPH NC Water
Laboratory: Pace Analytical Services - Charlotte
Associated Lab Samples: 92546850001

METHOD BLANK: 3315283 Matrix: Water
Associated Lab Samples: 92546850001

Parameter	Units	Blank Result	Reporting Limit	MDL	Analyzed	Qualifiers
Aliphatic (C05-C08)	ug/L	ND	50.0	50.0	07/01/21 14:53	N2
Aromatic (C09-C10)	ug/L	ND	50.0	50.0	07/01/21 14:53	N2
4-Bromofluorobenzene (FID) (S)	%	105	70-130		07/01/21 14:53	
4-Bromofluorobenzene (PID) (S)	%	103	70-130		07/01/21 14:53	

LABORATORY CONTROL SAMPLE & LCSD: 3315284 3315285

Parameter	Units	Spike Conc.	LCS Result	LCSD Result	LCS % Rec	LCSD % Rec	% Rec Limits	RPD	Max RPD	Qualifiers
Aliphatic (C05-C08)	ug/L	300	333	321	111	107	70-130	4	25	N2
Aromatic (C09-C10)	ug/L	100	115	112	115	112	70-130	2	25	N2
4-Bromofluorobenzene (FID) (S)	%				108	103	70-130			
4-Bromofluorobenzene (PID) (S)	%				103	98	70-130			

Results presented on this page are in the units indicated by the "Units" column except where an alternate unit is presented to the right of the result.

REPORT OF LABORATORY ANALYSIS

This report shall not be reproduced, except in full,
without the written consent of Pace Analytical Services, LLC.

Pace Analytical Services, LLC
9800 Kincey Ave. Suite 100
Huntersville, NC 28078
(704)875-9092

QUALITY CONTROL DATA

Project: 2020-L1-2448 Incident
Pace Project No.: 92546850

QC Batch: 631445
QC Batch Method: EPA 3010A
Analysis Method: EPA 6010D
Analysis Description: 6010 MET
Laboratory: Pace Analytical Services - Asheville
Associated Lab Samples: 92546850001

METHOD BLANK: 3317439 Matrix: Water
Associated Lab Samples: 92546850001

Parameter	Units	Blank Result	Reporting Limit	MDL	Analyzed	Qualifiers
Lead	ug/L	ND	5.0	4.5	07/06/21 14:06	

LABORATORY CONTROL SAMPLE: 3317440

Parameter	Units	Spike Conc.	LCS Result	LCS % Rec	% Rec Limits	Qualifiers
Lead	ug/L	500	486	97	80-120	

MATRIX SPIKE & MATRIX SPIKE DUPLICATE: 3317441 3317442

Parameter	Units	92546259001 Result	MS Spike Conc.	MSD Spike Conc.	MS Result	MSD Result	MS % Rec	MSD % Rec	% Rec Limits	RPD	Max RPD	Qual
Lead	ug/L	ND	500	500	493	493	98	98	75-125	0	20	

Results presented on this page are in the units indicated by the "Units" column except where an alternate unit is presented to the right of the result.

REPORT OF LABORATORY ANALYSIS

This report shall not be reproduced, except in full,
without the written consent of Pace Analytical Services, LLC.

Pace Analytical Services, LLC
9800 Kincey Ave. Suite 100
Huntersville, NC 28078
(704)875-9092

QUALITY CONTROL DATA

Project: 2020-L1-2448 Incident
Pace Project No.: 92546850

QC Batch: 630540
QC Batch Method: SM 6200B
Analysis Method: SM 6200B
Analysis Description: 6200B MSV
Laboratory: Pace Analytical Services - Charlotte

Associated Lab Samples: 92546850001

METHOD BLANK: 3312857
Matrix: Water
Associated Lab Samples: 92546850001

Parameter	Units	Blank Result	Reporting Limit	MDL	Analyzed	Qualifiers
1,1,1,2-Tetrachloroethane	ug/L	ND	0.50	0.31	06/30/21 10:37	
1,1,1-Trichloroethane	ug/L	ND	0.50	0.33	06/30/21 10:37	
1,1,2,2-Tetrachloroethane	ug/L	ND	0.50	0.22	06/30/21 10:37	
1,1,2-Trichloroethane	ug/L	ND	0.50	0.32	06/30/21 10:37	
1,1-Dichloroethane	ug/L	ND	0.50	0.37	06/30/21 10:37	
1,1-Dichloroethene	ug/L	ND	0.50	0.35	06/30/21 10:37	
1,1-Dichloropropene	ug/L	ND	0.50	0.43	06/30/21 10:37	
1,2,3-Trichlorobenzene	ug/L	ND	2.0	0.81	06/30/21 10:37	
1,2,3-Trichloropropane	ug/L	ND	0.50	0.26	06/30/21 10:37	
1,2,4-Trichlorobenzene	ug/L	ND	2.0	0.64	06/30/21 10:37	
1,2,4-Trimethylbenzene	ug/L	ND	0.50	0.50	06/30/21 10:37	
1,2-Dibromo-3-chloropropane	ug/L	ND	1.0	0.34	06/30/21 10:37	
1,2-Dibromoethane (EDB)	ug/L	ND	0.50	0.27	06/30/21 10:37	
1,2-Dichlorobenzene	ug/L	ND	0.50	0.34	06/30/21 10:37	
1,2-Dichloroethane	ug/L	ND	0.50	0.32	06/30/21 10:37	
1,2-Dichloropropane	ug/L	ND	0.50	0.36	06/30/21 10:37	
1,3,5-Trimethylbenzene	ug/L	ND	0.50	0.33	06/30/21 10:37	
1,3-Dichlorobenzene	ug/L	ND	0.50	0.34	06/30/21 10:37	
1,3-Dichloropropane	ug/L	ND	0.50	0.28	06/30/21 10:37	
1,4-Dichlorobenzene	ug/L	ND	0.50	0.33	06/30/21 10:37	
2,2-Dichloropropane	ug/L	ND	0.50	0.39	06/30/21 10:37	
2-Chlorotoluene	ug/L	ND	0.50	0.32	06/30/21 10:37	
4-Chlorotoluene	ug/L	ND	0.50	0.32	06/30/21 10:37	
Benzene	ug/L	ND	0.50	0.34	06/30/21 10:37	
Bromobenzene	ug/L	ND	0.50	0.29	06/30/21 10:37	
Bromochloromethane	ug/L	ND	0.50	0.47	06/30/21 10:37	
Bromodichloromethane	ug/L	ND	0.50	0.31	06/30/21 10:37	
Bromoform	ug/L	ND	0.50	0.34	06/30/21 10:37	
Bromomethane	ug/L	ND	5.0	1.7	06/30/21 10:37	
Carbon tetrachloride	ug/L	ND	0.50	0.33	06/30/21 10:37	
Chlorobenzene	ug/L	ND	0.50	0.28	06/30/21 10:37	
Chloroethane	ug/L	ND	1.0	0.65	06/30/21 10:37	
Chloroform	ug/L	ND	0.50	0.35	06/30/21 10:37	
Chloromethane	ug/L	ND	1.0	0.54	06/30/21 10:37	
cis-1,2-Dichloroethene	ug/L	ND	0.50	0.38	06/30/21 10:37	
cis-1,3-Dichloropropene	ug/L	ND	0.50	0.36	06/30/21 10:37	
Dibromochloromethane	ug/L	ND	0.50	0.36	06/30/21 10:37	
Dibromomethane	ug/L	ND	0.50	0.39	06/30/21 10:37	
Dichlorodifluoromethane	ug/L	ND	0.50	0.35	06/30/21 10:37	
Diisopropyl ether	ug/L	ND	0.50	0.31	06/30/21 10:37	

Results presented on this page are in the units indicated by the "Units" column except where an alternate unit is presented to the right of the result.

REPORT OF LABORATORY ANALYSIS

This report shall not be reproduced, except in full,
without the written consent of Pace Analytical Services, LLC.

Pace Analytical Services, LLC
9800 Kincey Ave. Suite 100
Huntersville, NC 28078
(704)875-9092

QUALITY CONTROL DATA

Project: 2020-L1-2448 Incident
Pace Project No.: 92546850

METHOD BLANK: 3312857 Matrix: Water
Associated Lab Samples: 92546850001

Parameter	Units	Blank Result	Reporting Limit	MDL	Analyzed	Qualifiers
Ethylbenzene	ug/L	ND	0.50	0.30	06/30/21 10:37	
Hexachloro-1,3-butadiene	ug/L	ND	2.0	1.5	06/30/21 10:37	
Isopropylbenzene (Cumene)	ug/L	ND	0.50	0.33	06/30/21 10:37	
m&p-Xylene	ug/L	ND	1.0	0.71	06/30/21 10:37	
Methyl-tert-butyl ether	ug/L	ND	0.50	0.42	06/30/21 10:37	
Methylene Chloride	ug/L	ND	2.0	2.0	06/30/21 10:37	
n-Butylbenzene	ug/L	ND	0.50	0.49	06/30/21 10:37	
n-Propylbenzene	ug/L	ND	0.50	0.34	06/30/21 10:37	
Naphthalene	ug/L	ND	2.0	0.64	06/30/21 10:37	
o-Xylene	ug/L	ND	0.50	0.34	06/30/21 10:37	
sec-Butylbenzene	ug/L	ND	0.50	0.40	06/30/21 10:37	
Styrene	ug/L	ND	0.50	0.29	06/30/21 10:37	
tert-Butylbenzene	ug/L	ND	0.50	0.32	06/30/21 10:37	
Tetrachloroethene	ug/L	ND	0.50	0.29	06/30/21 10:37	
Toluene	ug/L	ND	0.50	0.48	06/30/21 10:37	
trans-1,2-Dichloroethene	ug/L	ND	0.50	0.40	06/30/21 10:37	
trans-1,3-Dichloropropene	ug/L	ND	0.50	0.36	06/30/21 10:37	
Trichloroethene	ug/L	ND	0.50	0.38	06/30/21 10:37	
Trichlorofluoromethane	ug/L	ND	1.0	0.30	06/30/21 10:37	
Vinyl chloride	ug/L	ND	1.0	0.39	06/30/21 10:37	
1,2-Dichloroethane-d4 (S)	%	103	70-130		06/30/21 10:37	
4-Bromofluorobenzene (S)	%	96	70-130		06/30/21 10:37	
Toluene-d8 (S)	%	101	70-130		06/30/21 10:37	

LABORATORY CONTROL SAMPLE: 3312858

Parameter	Units	Spike Conc.	LCS Result	LCS % Rec	% Rec Limits	Qualifiers
1,1,1,2-Tetrachloroethane	ug/L	50	49.0	98	60-140	
1,1,1-Trichloroethane	ug/L	50	47.7	95	60-140	
1,1,2,2-Tetrachloroethane	ug/L	50	50.7	101	60-140	
1,1,2-Trichloroethane	ug/L	50	48.2	96	60-140	
1,1-Dichloroethane	ug/L	50	47.8	96	60-140	
1,1-Dichloroethene	ug/L	50	46.2	92	60-140	
1,1-Dichloropropene	ug/L	50	47.2	94	60-140	
1,2,3-Trichlorobenzene	ug/L	50	52.5	105	60-140	
1,2,3-Trichloropropane	ug/L	50	48.8	98	60-140	
1,2,4-Trichlorobenzene	ug/L	50	52.2	104	60-140	
1,2,4-Trimethylbenzene	ug/L	50	44.9	90	60-140	
1,2-Dibromo-3-chloropropane	ug/L	50	58.7	117	60-140	
1,2-Dibromoethane (EDB)	ug/L	50	50.5	101	60-140	
1,2-Dichlorobenzene	ug/L	50	47.1	94	60-140	
1,2-Dichloroethane	ug/L	50	44.4	89	60-140	
1,2-Dichloropropane	ug/L	50	47.1	94	60-140	
1,3,5-Trimethylbenzene	ug/L	50	45.9	92	60-140	

Results presented on this page are in the units indicated by the "Units" column except where an alternate unit is presented to the right of the result.

REPORT OF LABORATORY ANALYSIS

This report shall not be reproduced, except in full,
without the written consent of Pace Analytical Services, LLC.

Pace Analytical Services, LLC
9800 Kincey Ave. Suite 100
Huntersville, NC 28078
(704)875-9092

QUALITY CONTROL DATA

Project: 2020-L1-2448 Incident
Pace Project No.: 92546850

LABORATORY CONTROL SAMPLE: 3312858

Parameter	Units	Spike Conc.	LCS Result	LCS % Rec	% Rec Limits	Qualifiers
1,3-Dichlorobenzene	ug/L	50	46.8	94	60-140	
1,3-Dichloropropane	ug/L	50	48.6	97	60-140	
1,4-Dichlorobenzene	ug/L	50	47.5	95	60-140	
2,2-Dichloropropane	ug/L	50	49.9	100	60-140	
2-Chlorotoluene	ug/L	50	46.7	93	60-140	
4-Chlorotoluene	ug/L	50	45.4	91	60-140	
Benzene	ug/L	50	45.7	91	60-140	
Bromobenzene	ug/L	50	47.4	95	60-140	
Bromochloromethane	ug/L	50	49.7	99	60-140	
Bromodichloromethane	ug/L	50	49.0	98	60-140	
Bromoform	ug/L	50	53.8	108	60-140	
Bromomethane	ug/L	50	43.0	86	60-140	
Carbon tetrachloride	ug/L	50	47.2	94	60-140	
Chlorobenzene	ug/L	50	46.7	93	60-140	
Chloroethane	ug/L	50	42.8	86	60-140	
Chloroform	ug/L	50	46.2	92	60-140	
Chloromethane	ug/L	50	43.8	88	60-140	
cis-1,2-Dichloroethene	ug/L	50	46.5	93	60-140	
cis-1,3-Dichloropropene	ug/L	50	49.3	99	60-140	
Dibromochloromethane	ug/L	50	51.5	103	60-140	
Dibromomethane	ug/L	50	48.5	97	60-140	
Dichlorodifluoromethane	ug/L	50	39.6	79	60-140	
Diisopropyl ether	ug/L	50	45.8	92	60-140	
Ethylbenzene	ug/L	50	46.6	93	60-140	
Hexachloro-1,3-butadiene	ug/L	50	50.1	100	60-140	
Isopropylbenzene (Cumene)	ug/L	50	48.0	96	60-140	
m&p-Xylene	ug/L	100	92.4	92	60-140	
Methyl-tert-butyl ether	ug/L	50	49.4	99	60-140	
Methylene Chloride	ug/L	50	48.7	97	60-140	
n-Butylbenzene	ug/L	50	46.8	94	60-140	
n-Propylbenzene	ug/L	50	46.0	92	60-140	
Naphthalene	ug/L	50	51.9	104	60-140	
o-Xylene	ug/L	50	46.9	94	60-140	
sec-Butylbenzene	ug/L	50	44.9	90	60-140	
Styrene	ug/L	50	49.2	98	60-140	
tert-Butylbenzene	ug/L	50	39.4	79	60-140	
Tetrachloroethene	ug/L	50	45.4	91	60-140	
Toluene	ug/L	50	43.0	86	60-140	
trans-1,2-Dichloroethene	ug/L	50	47.6	95	60-140	
trans-1,3-Dichloropropene	ug/L	50	50.2	100	60-140	
Trichloroethene	ug/L	50	45.9	92	60-140	
Trichlorofluoromethane	ug/L	50	38.8	78	60-140	
Vinyl chloride	ug/L	50	46.6	93	60-140	
1,2-Dichloroethane-d4 (S)	%			98	70-130	
4-Bromofluorobenzene (S)	%			102	70-130	
Toluene-d8 (S)	%			99	70-130	

Results presented on this page are in the units indicated by the "Units" column except where an alternate unit is presented to the right of the result.

REPORT OF LABORATORY ANALYSIS

This report shall not be reproduced, except in full,
without the written consent of Pace Analytical Services, LLC.

Pace Analytical Services, LLC
9800 Kincey Ave. Suite 100
Huntersville, NC 28078
(704)875-9092

QUALITY CONTROL DATA

Project: 2020-L1-2448 Incident
Pace Project No.: 92546850

MATRIX SPIKE & MATRIX SPIKE DUPLICATE: 3312859 3312860

Parameter	Units	92546855001 Result	MS Spike Conc.	MSD Spike Conc.	MS Result	MSD Result	MS % Rec	MSD % Rec	% Rec Limits	RPD	Max RPD	Qual
1,1,1,2-Tetrachloroethane	ug/L	ND	20	20	16.5	20.5	83	103	60-140	22	30	
1,1,1-Trichloroethane	ug/L	ND	20	20	17.3	21.3	86	107	60-140	21	30	
1,1,2,2-Tetrachloroethane	ug/L	ND	20	20	17.2	21.3	86	107	60-140	21	30	
1,1,2-Trichloroethane	ug/L	ND	20	20	17.4	21.6	87	108	60-140	21	30	
1,1-Dichloroethane	ug/L	ND	20	20	17.5	20.9	88	104	60-140	17	30	
1,1-Dichloroethene	ug/L	ND	20	20	17.8	21.3	89	106	60-140	18	30	
1,1-Dichloropropene	ug/L	ND	20	20	17.6	21.2	88	106	60-140	18	30	
1,2,3-Trichlorobenzene	ug/L	ND	20	20	15.3	20.0	75	99	60-140	27	30	
1,2,3-Trichloropropane	ug/L	ND	20	20	16.8	21.4	84	107	60-140	24	30	
1,2,4-Trichlorobenzene	ug/L	ND	20	20	15.5	19.8	77	99	60-140	24	30	
1,2,4-Trimethylbenzene	ug/L	ND	20	20	15.0	18.6	75	93	60-140	21	30	
1,2-Dibromo-3-chloropropane	ug/L	ND	20	20	17.6	23.3	88	117	60-140	28	30	
1,2-Dibromoethane (EDB)	ug/L	ND	20	20	16.9	21.4	84	107	60-140	24	30	
1,2-Dichlorobenzene	ug/L	ND	20	20	15.0	19.2	75	96	60-140	24	30	
1,2-Dichloroethane	ug/L	ND	20	20	16.4	19.1	82	96	60-140	15	30	
1,2-Dichloropropane	ug/L	ND	20	20	17.5	21.4	87	107	60-140	20	30	
1,3,5-Trimethylbenzene	ug/L	ND	20	20	15.9	19.7	79	98	60-140	21	30	
1,3-Dichlorobenzene	ug/L	ND	20	20	15.0	18.8	75	94	60-140	23	30	
1,3-Dichloropropane	ug/L	ND	20	20	17.1	20.9	85	105	60-140	20	30	
1,4-Dichlorobenzene	ug/L	ND	20	20	15.6	19.3	78	97	60-140	21	30	
2,2-Dichloropropane	ug/L	ND	20	20	15.2	18.8	76	94	60-140	21	30	
2-Chlorotoluene	ug/L	ND	20	20	15.7	19.5	79	97	60-140	21	30	
4-Chlorotoluene	ug/L	ND	20	20	15.4	18.6	77	93	60-140	19	30	
Benzene	ug/L	ND	20	20	16.6	20.6	83	103	60-140	21	30	
Bromobenzene	ug/L	ND	20	20	16.1	19.8	81	99	60-140	21	30	
Bromochloromethane	ug/L	ND	20	20	17.6	20.9	88	104	60-140	17	30	
Bromodichloromethane	ug/L	ND	20	20	16.9	21.2	84	106	60-140	23	30	
Bromoform	ug/L	ND	20	20	16.9	21.3	84	107	60-140	23	30	
Bromomethane	ug/L	ND	20	20	15.6	19.1	78	96	60-140	20	30	
Carbon tetrachloride	ug/L	ND	20	20	16.9	21.0	84	105	60-140	21	30	
Chlorobenzene	ug/L	ND	20	20	16.4	20.0	82	100	60-140	20	30	
Chloroethane	ug/L	ND	20	20	19.3	21.1	97	106	60-140	9	30	
Chloroform	ug/L	ND	20	20	17.8	21.5	89	107	60-140	19	30	
Chloromethane	ug/L	ND	20	20	16.4	19.3	82	96	60-140	16	30	
cis-1,2-Dichloroethene	ug/L	ND	20	20	17.3	20.7	87	104	60-140	18	30	
cis-1,3-Dichloropropene	ug/L	ND	20	20	16.3	20.5	82	103	60-140	23	30	
Dibromochloromethane	ug/L	ND	20	20	17.1	20.5	85	102	60-140	18	30	
Dibromomethane	ug/L	ND	20	20	17.1	21.2	85	106	60-140	21	30	
Dichlorodifluoromethane	ug/L	ND	20	20	14.7	17.5	74	87	60-140	17	30	
Diisopropyl ether	ug/L	ND	20	20	16.6	20.1	83	100	60-140	19	30	
Ethylbenzene	ug/L	ND	20	20	16.5	20.1	83	100	60-140	19	30	
Hexachloro-1,3-butadiene	ug/L	ND	20	20	15.9	20.0	80	100	60-140	23	30	
Isopropylbenzene (Cumene)	ug/L	ND	20	20	16.7	20.2	84	101	60-140	19	30	
m&p-Xylene	ug/L	ND	40	40	31.9	39.0	80	98	60-140	20	30	

Results presented on this page are in the units indicated by the "Units" column except where an alternate unit is presented to the right of the result.

REPORT OF LABORATORY ANALYSIS

This report shall not be reproduced, except in full,
without the written consent of Pace Analytical Services, LLC.

Pace Analytical Services, LLC
9800 Kincey Ave. Suite 100
Huntersville, NC 28078
(704)875-9092

QUALITY CONTROL DATA

Project: 2020-L1-2448 Incident
Pace Project No.: 92546850

MATRIX SPIKE & MATRIX SPIKE DUPLICATE: 3312859 3312860

Parameter	Units	92546855001 Result	MS Spike Conc.	MSD Spike Conc.	MS Result	MSD Result	MS % Rec	MSD % Rec	% Rec Limits	RPD	Max RPD	Qual
Methyl-tert-butyl ether	ug/L	ND	20	20	17.1	20.8	86	104	60-140	20	30	
Methylene Chloride	ug/L	ND	20	20	17.9	21.7	90	108	60-140	19	30	
n-Butylbenzene	ug/L	ND	20	20	15.6	19.2	78	96	60-140	21	30	
n-Propylbenzene	ug/L	ND	20	20	15.9	19.5	79	97	60-140	20	30	
Naphthalene	ug/L	ND	20	20	14.5	19.4	70	95	60-140	29	30	
o-Xylene	ug/L	ND	20	20	16.0	19.7	80	99	60-140	21	30	
sec-Butylbenzene	ug/L	ND	20	20	15.9	19.2	80	96	60-140	18	30	
Styrene	ug/L	ND	20	20	16.1	19.8	81	99	60-140	20	30	
tert-Butylbenzene	ug/L	ND	20	20	13.8	17.1	69	85	60-140	21	30	
Tetrachloroethene	ug/L	ND	20	20	16.1	19.7	81	99	60-140	20	30	
Toluene	ug/L	ND	20	20	15.9	20.0	80	100	60-140	23	30	
trans-1,2-Dichloroethene	ug/L	ND	20	20	17.5	21.1	88	105	60-140	18	30	
trans-1,3-Dichloropropene	ug/L	ND	20	20	16.0	20.6	80	103	60-140	25	30	
Trichloroethene	ug/L	ND	20	20	16.7	20.7	83	104	60-140	22	30	
Trichlorofluoromethane	ug/L	ND	20	20	17.3	20.1	87	100	60-140	15	30	
Vinyl chloride	ug/L	ND	20	20	17.6	21.1	88	105	60-140	18	30	
1,2-Dichloroethane-d4 (S)	%						105	98	70-130			
4-Bromofluorobenzene (S)	%						99	100	70-130			
Toluene-d8 (S)	%						99	101	70-130			

Results presented on this page are in the units indicated by the "Units" column except where an alternate unit is presented to the right of the result.

REPORT OF LABORATORY ANALYSIS

This report shall not be reproduced, except in full,
without the written consent of Pace Analytical Services, LLC.

Pace Analytical Services, LLC
9800 Kincey Ave. Suite 100
Huntersville, NC 28078
(704)875-9092

QUALIFIERS

Project: 2020-L1-2448 Incident
Pace Project No.: 92546850

DEFINITIONS

DF - Dilution Factor, if reported, represents the factor applied to the reported data due to dilution of the sample aliquot.

ND - Not Detected at or above adjusted reporting limit.

TNTC - Too Numerous To Count

J - Estimated concentration above the adjusted method detection limit and below the adjusted reporting limit.

MDL - Adjusted Method Detection Limit.

PQL - Practical Quantitation Limit.

RL - Reporting Limit - The lowest concentration value that meets project requirements for quantitative data with known precision and bias for a specific analyte in a specific matrix.

S - Surrogate

1,2-Diphenylhydrazine decomposes to and cannot be separated from Azobenzene using Method 8270. The result for each analyte is a combined concentration.

Consistent with EPA guidelines, unrounded data are displayed and have been used to calculate % recovery and RPD values.

LCS(D) - Laboratory Control Sample (Duplicate)

MS(D) - Matrix Spike (Duplicate)

DUP - Sample Duplicate

RPD - Relative Percent Difference

NC - Not Calculable.

SG - Silica Gel - Clean-Up

U - Indicates the compound was analyzed for, but not detected.

Acid preservation may not be appropriate for 2 Chloroethylvinyl ether.

A separate vial preserved to a pH of 4-5 is recommended in SW846 Chapter 4 for the analysis of Acrolein and Acrylonitrile by EPA Method 8260.

N-Nitrosodiphenylamine decomposes and cannot be separated from Diphenylamine using Method 8270. The result reported for each analyte is a combined concentration.

Pace Analytical is TNI accredited. Contact your Pace PM for the current list of accredited analytes.

TNI - The NELAC Institute.

ANALYTE QUALIFIERS

N2	The lab does not hold NELAC/TNI accreditation for this parameter but other accreditations/certifications may apply. A complete list of accreditations/certifications is available upon request.

This report shall not be reproduced, except in full,
without the written consent of Pace Analytical Services, LLC.

Pace Analytical Services, LLC
9800 Kincey Ave. Suite 100
Huntersville, NC 28078
(704)875-9092

QUALITY CONTROL DATA CROSS REFERENCE TABLE

Project: 2020-L1-2448 Incident
Pace Project No.: 92546850

Lab ID	Sample ID	QC Batch Method	QC Batch	Analytical Method	Analytical Batch
92546850001	**14401_HC_RD_20210629**	MADEP VPH	631020		
92546850001	**14401_HC_RD_20210629**	EPA 3010A	631445	EPA 6010D	631455
92546850001	**14401_HC_RD_20210629**	SM 6200B	630540		

This report shall not be reproduced, except in full,
without the written consent of Pace Analytical Services, LLC.

Pace Analytical®

CHAIN-OF-CUSTODY Analytical Request Document

Chain-of-Custody is a LEGAL DOCUMENT - Complete all relevent fields

LAB USE ONLY- Affix Workorder/Login Label Here or List Pace Workorder Number or

WO# : 92546850

92546850

AL

Container Pres

Company: Apex Companies

Address:

Billing Information:

Report To: Andrew Street

Email To: Andrew.Street@apexcos.com

Copy To:

Site Collection Info/Address: 14401 Huntersville Concord Rd

Customer Project Name/Number: 2020-L1-2448 Incident

State: NC County/City: Huntersville

Time Zone Collected: [ ] PT [ ] MT [ ] CT [ ] ET

Phone:

Email:

Site/Facility ID #:

Compliance Monitoring? [ ] Yes [ ] No

Collected By (print): Naomi Fretz

Purchase Order #:

Quote #:

DW PWS ID #:

DW Location Code:

Collected By (signature): Naomi F

Turnaround Date Required: ASAP

Immediately Packed on Ice: [ ] Yes [ ] No

Sample Disposal: [ ] Dispose as appropriate [ ] Return [ ] Archive: [ ] Hold:

Rush: [ ] Same Day [ ] Next Day [ ] 2 Day [ ] 3 Day [ ] 4 Day [ ] 5 Day (Expedite Charges Apply)

Field Filtered (if applicable): [ ] Yes [ ] No

Analysis:

** Preservative Types: (1) nitric acid, (2) sulfuric acid, (3) hydrochloric acid, (4) sodium hydroxide, (5) zinc acetate, (6) methanol, (7) sodium bisulfate, (8) sodium thiosulfate, (9) hexane, (A) ascorbic acid, (B) ammonium sulfate, (C) ammonium hydroxide, (D) TSP, (U) Unpreserved, (O) Other

* Matrix Codes (Insert in Matrix box below): Drinking Water (DW), Ground Water (GW), Wastewater (WW), Product (P), Soil/Solid (SL), Oil (OL), Wipe (WP), Air (AR), Tissue (TS), Bioassay (B), Vapor (V), Other (OT)

Customer Sample ID	Matrix *	Comp / Grab	Collected (or Composite Start) Date	Collected (or Composite Start) Time	Composite End Date	Composite End Time	Res Cl	# of Ctns	VOCs 6200B	MADEP VPH	Lead							
14401_HC_RD_20210629	DW	G	6-29-21	0830				8	X	X	X							

Analyses

Lab Profile/Line:

Lab Sample Receipt Checklist:

Custody Seals Present/Intact	Y N NA
Custody Signatures Present	Y N NA
Collector Signature Present	Y N NA
Bottles Intact	Y N NA
Correct Bottles	Y N NA
Sufficient Volume	Y N NA
Samples Received on Ice	Y N NA
VOA - Headspace Acceptable	Y N NA
USDA Regulated Soils	Y N NA
Samples in Holding Time	Y N NA
Residual Chlorine Present	Y N NA
Cl Strips:	
Sample pH Acceptable	Y N NA
pH Strips: 223819AV	
Sulfide Present	Y N NA
Lead Acetate Strips:	

LAB USE ONLY:

Lab Sample # / Comments:

92546850

001

Customer Remarks / Special Conditions / Possible Hazards:

Type of Ice Used: Wet Blue Dry None

Packing Material Used:

Radchem sample(s) screened (<500 cpm): Y N NA

SHORT HOLDS PRESENT (<72 hours): Y N N/A

Lab Tracking #: 2632742

Samples received via: FEDEX UPS Client Courier Pace Courier

Lab Sample Temperature Info:

Temp Blank Received: Y N NA

Therm ID#: 92T064

Cooler 1 Temp Upon Receipt: 2.8 oC

Cooler 1 Therm Corr. Factor: -.1 oC

Cooler 1 Corrected Temp: 2.7 oC

Comments:

Relinquished by/Company: (Signature)	Date/Time:	Received by/Company: (Signature)	Date/Time:
Naomi F / Apex	6-29-21 1240	Jake Whitman Pace	6-29-21 1640
Relinquished by/Company: (Signature)	Date/Time:	Received by/Company: (Signature)	Date/Time:
Relinquished by/Company: (Signature)	Date/Time:	Received by/Company: (Signature)	Date/Time:

MTJL LAB USE ONLY

Table #:

Acctnum:

Template:

Prelogin:

PM:

PB:

Trip Blank Received: Y N NA

HCL MeOH TSP Other

Non Conformance(s): YES / NO

Page: of:

***Check mark top half of box if pH and/or dechlorination is verified and within the acceptance range for preservation samples.**

Exceptions: VOA, Coliform, TOC, Oil and Grease, DRO/8015 (water) DOC, LLHg

****Bottom half of box is to list number of bottles**

Project #

WO# : 92546850

PM: AMB Due Date: 07/07/21

CLIENT: 92-APEX MOOR

Item#	BP4U-125 mL Plastic Unpreserved (N/A) (Cl-)	BP3U-250 mL Plastic Unpreserved (N/A)	BP2U-500 mL Plastic Unpreserved (N/A)	BP1U-1 liter Plastic Unpreserved (N/A)	BP4S-125 mL Plastic H2SO4 (pH < 2) (Cl-)	BP3N-250 mL plastic HNO3 (pH < 2)	BP4Z-125 mL Plastic ZN Acetate & NaOH (>9)	BP4C-125 mL Plastic NaOH (pH > 12) (Cl-)	WGFU-Wide-mouthed Glass jar Unpreserved	AG1U-1 liter Amber Unpreserved (N/A) (Cl-)	AG1H-1 liter Amber HCl (pH < 2)	AG3U-250 mL Amber Unpreserved (N/A) (Cl-)	AG1S-1 liter Amber H2SO4 (pH < 2)	AG3S-250 mL Amber H2SO4 (pH < 2)	AG3A(DG3A)-250 mL Amber NH4Cl (N/A)(Cl-)	DG9H-40 mL VOA HCl (N/A)	VG9T-40 mL VOA Na2S2O3 (N/A)	VG9U-40 mL VOA Unp (N/A)	DG9P-40 mL VOA H3PO4 (N/A)	VOAK (6 vials per kit)-5035 kit (N/A)	V/GK (3 vials per kit)-VPH/Gas kit (N/A)	SP5T-125 mL Sterile Plastic (N/A – lab)	SP2T-250 mL Sterile Plastic (N/A – lab)		BP3A-250 mL Plastic (NH2)2SO4 (9.3-9.7)	AG0U-100 mL Amber Unpreserved vials (N/A)	VSGU-20 mL Scintillation vials (N/A)	DG9U-40 mL Amber Unpreserved vials (N/A)
1						1										1													
2																													
3																													
4																													
5																													
6																													
7																													
8																													
9																													
10																													
11																													
12																													

pH Adjustment Log for Preserved Samples

Sample ID	Type of Preservative	pH upon receipt	Date preservation adjusted	Time preservation adjusted	Amount of Preservative added	Lot #

Note: Whenever there is a discrepancy affecting North Carolina compliance samples, a copy of this form will be sent to the North Carolina DEHNR Certification Office (i.e. Out of hold, incorrect preservative, out of temp, incorrect containers.

Pace Analytical Services, LLC
9800 Kincey Ave. Suite 100
Huntersville, NC 28078
(704)875-9092

July 07, 2021

Andrew Street
Apex Companies - NC
5900 Northwoods Business Pkwy
Suite 5900-0
Charlotte, NC 28269

RE: Project: 2020-L1-2448 Incident
Pace Project No.: 92546853

Dear Andrew Street:

Enclosed are the analytical results for sample(s) received by the laboratory on June 29, 2021. The results relate only to the samples included in this report. Results reported herein conform to the applicable TNI/NELAC Standards and the laboratory's Quality Manual, where applicable, unless otherwise noted in the body of the report.

The test results provided in this final report were generated by each of the following laboratories within the Pace Network:

- Pace Analytical Services - Asheville
- Pace Analytical Services - Charlotte

If you have any questions concerning this report, please feel free to contact me.

Sincerely,

Angela M. Baioni

Angela Baioni
angela.baioni@pacelabs.com
(704)875-9092
Project Manager

Enclosures

cc: J Culbreath, Colonial Pipeline Company
Naomi Fretz, APEX Companies, LLC
Robert Hughes, Colonial Pipeline
Cameron Lee, Montrose-EPS
Jamie Moran, APEX Companies, LLC
Jeff Morrison, Colonial Pipeline Company
Tom Naumann, APEX Companies - NC
Joe Nicolette, Montrose-EPS
Christopher Schultz, Apex Companies
Matt Teixeira, Apex Companies, LLC
Michael Verdon, Colonial Pipeline Company
JM Wyatt, Colonial Pipeline Company

REPORT OF LABORATORY ANALYSIS

This report shall not be reproduced, except in full,
without the written consent of Pace Analytical Services, LLC.

Pace Analytical Services, LLC
9800 Kincey Ave. Suite 100
Huntersville, NC 28078
(704)875-9092

CERTIFICATIONS

Project: 2020-L1-2448 Incident
Pace Project No.: 92546853

Pace Analytical Services Charlotte
9800 Kincey Ave. Ste 100, Huntersville, NC 28078
Louisiana/NELAP Certification # LA170028
North Carolina Drinking Water Certification #: 37706
North Carolina Field Services Certification #: 5342
North Carolina Wastewater Certification #: 12
South Carolina Certification #: 99006001
Florida/NELAP Certification #: E87627
Kentucky UST Certification #: 84
Virginia/VELAP Certification #: 460221

Pace Analytical Services Asheville
2225 Riverside Drive, Asheville, NC 28804
Florida/NELAP Certification #: E87648
North Carolina Drinking Water Certification #: 37712
North Carolina Wastewater Certification #: 40
South Carolina Certification #: 99030001
Virginia/VELAP Certification #: 460222

REPORT OF LABORATORY ANALYSIS

This report shall not be reproduced, except in full,
without the written consent of Pace Analytical Services, LLC.

Pace Analytical Services, LLC
9800 Kincey Ave. Suite 100
Huntersville, NC 28078
(704)875-9092

SAMPLE SUMMARY

Project: 2020-L1-2448 Incident
Pace Project No.: 92546853

Lab ID	Sample ID	Matrix	Date Collected	Date Received
92546853001	**14226_HC_RD_20210629**	Water	06/29/21 09:30	06/29/21 12:40

This report shall not be reproduced, except in full,
without the written consent of Pace Analytical Services, LLC.

Pace Analytical Services, LLC
9800 Kincey Ave. Suite 100
Huntersville, NC 28078
(704)875-9092

SAMPLE ANALYTE COUNT

Project: 2020-L1-2448 Incident
Pace Project No.: 92546853

Lab ID	Sample ID	Method	Analysts	Analytes Reported	Laboratory
92546853001	**14226_HC_RD_20210629**	MADEP VPH	MAD	6	PASI-C
		EPA 6010D	CBV	1	PASI-A
		SM 6200B	SAS	63	PASI-C

PASI-A = Pace Analytical Services - Asheville
PASI-C = Pace Analytical Services - Charlotte

This report shall not be reproduced, except in full,
without the written consent of Pace Analytical Services, LLC.

Pace Analytical Services, LLC
9800 Kincey Ave. Suite 100
Huntersville, NC 28078
(704)875-9092

ANALYTICAL RESULTS

Project: 2020-L1-2448 Incident
Pace Project No.: 92546853

Sample: 14226_HC_RD_20210629 **Lab ID: 92546853001** Collected: 06/29/21 09:30 Received: 06/29/21 12:40 Matrix: Water

Parameters	Results	Units	Report Limit	MDL	DF	Prepared	Analyzed	CAS No.	Qual
VPH NC Water	Analytical Method: MADEP VPH Pace Analytical Services - Charlotte								
Total VPH (C5-C12)	ND	ug/L	50.0	50.0	1		07/01/21 18:44		N2
Aliphatic (C05-C08)	ND	ug/L	50.0	50.0	1		07/01/21 18:44		N2
Aliphatic(C09-C12) Adjusted	ND	ug/L	50.0	50.0	1		07/01/21 18:44		N2
Aromatic (C09-C10)	ND	ug/L	50.0	50.0	1		07/01/21 18:44		N2
Surrogates									
4-Bromofluorobenzene (FID) (S)	92	%	70-130		1		07/01/21 18:44	460-00-4	
4-Bromofluorobenzene (PID) (S)	90	%	70-130		1		07/01/21 18:44	460-00-4	
6010 MET ICP	Analytical Method: EPA 6010D Preparation Method: EPA 3010A Pace Analytical Services - Asheville								
Lead	ND	ug/L	5.0	4.5	1	07/04/21 17:46	07/05/21 21:14	7439-92-1	
6200B MSV	Analytical Method: SM 6200B Pace Analytical Services - Charlotte								
Benzene	ND	ug/L	0.50	0.34	1		06/30/21 16:19	71-43-2	
Bromobenzene	ND	ug/L	0.50	0.29	1		06/30/21 16:19	108-86-1	
Bromochloromethane	ND	ug/L	0.50	0.47	1		06/30/21 16:19	74-97-5	
Bromodichloromethane	ND	ug/L	0.50	0.31	1		06/30/21 16:19	75-27-4	
Bromoform	ND	ug/L	0.50	0.34	1		06/30/21 16:19	75-25-2	
Bromomethane	ND	ug/L	5.0	1.7	1		06/30/21 16:19	74-83-9	
n-Butylbenzene	ND	ug/L	0.50	0.49	1		06/30/21 16:19	104-51-8	
sec-Butylbenzene	ND	ug/L	0.50	0.40	1		06/30/21 16:19	135-98-8	
tert-Butylbenzene	ND	ug/L	0.50	0.32	1		06/30/21 16:19	98-06-6	
Carbon tetrachloride	ND	ug/L	0.50	0.33	1		06/30/21 16:19	56-23-5	
Chlorobenzene	ND	ug/L	0.50	0.28	1		06/30/21 16:19	108-90-7	
Chloroethane	ND	ug/L	1.0	0.65	1		06/30/21 16:19	75-00-3	
Chloroform	ND	ug/L	0.50	0.35	1		06/30/21 16:19	67-66-3	
Chloromethane	ND	ug/L	1.0	0.54	1		06/30/21 16:19	74-87-3	
2-Chlorotoluene	ND	ug/L	0.50	0.32	1		06/30/21 16:19	95-49-8	
4-Chlorotoluene	ND	ug/L	0.50	0.32	1		06/30/21 16:19	106-43-4	
1,2-Dibromo-3-chloropropane	ND	ug/L	1.0	0.34	1		06/30/21 16:19	96-12-8	
Dibromochloromethane	ND	ug/L	0.50	0.36	1		06/30/21 16:19	124-48-1	
1,2-Dibromoethane (EDB)	ND	ug/L	0.50	0.27	1		06/30/21 16:19	106-93-4	
Dibromomethane	ND	ug/L	0.50	0.39	1		06/30/21 16:19	74-95-3	
1,2-Dichlorobenzene	ND	ug/L	0.50	0.34	1		06/30/21 16:19	95-50-1	
1,3-Dichlorobenzene	ND	ug/L	0.50	0.34	1		06/30/21 16:19	541-73-1	
1,4-Dichlorobenzene	ND	ug/L	0.50	0.33	1		06/30/21 16:19	106-46-7	
Dichlorodifluoromethane	ND	ug/L	0.50	0.35	1		06/30/21 16:19	75-71-8	
1,1-Dichloroethane	ND	ug/L	0.50	0.37	1		06/30/21 16:19	75-34-3	
1,2-Dichloroethane	ND	ug/L	0.50	0.32	1		06/30/21 16:19	107-06-2	
1,1-Dichloroethene	ND	ug/L	0.50	0.35	1		06/30/21 16:19	75-35-4	
cis-1,2-Dichloroethene	ND	ug/L	0.50	0.38	1		06/30/21 16:19	156-59-2	
trans-1,2-Dichloroethene	ND	ug/L	0.50	0.40	1		06/30/21 16:19	156-60-5	
1,2-Dichloropropane	ND	ug/L	0.50	0.36	1		06/30/21 16:19	78-87-5	
1,3-Dichloropropane	ND	ug/L	0.50	0.28	1		06/30/21 16:19	142-28-9	

REPORT OF LABORATORY ANALYSIS

This report shall not be reproduced, except in full,
without the written consent of Pace Analytical Services, LLC.

Pace Analytical Services, LLC
9800 Kincey Ave. Suite 100
Huntersville, NC 28078
(704)875-9092

ANALYTICAL RESULTS

Project: 2020-L1-2448 Incident
Pace Project No.: 92546853

Sample: 14226_HC_RD_20210629 **Lab ID: 92546853001** Collected: 06/29/21 09:30 Received: 06/29/21 12:40 Matrix: Water

Parameters	Results	Units	Report Limit	MDL	DF	Prepared	Analyzed	CAS No.	Qual
6200B MSV	Analytical Method: SM 6200B Pace Analytical Services - Charlotte								
2,2-Dichloropropane	ND	ug/L	0.50	0.39	1		06/30/21 16:19	594-20-7	
1,1-Dichloropropene	ND	ug/L	0.50	0.43	1		06/30/21 16:19	563-58-6	
cis-1,3-Dichloropropene	ND	ug/L	0.50	0.36	1		06/30/21 16:19	10061-01-5	
trans-1,3-Dichloropropene	ND	ug/L	0.50	0.36	1		06/30/21 16:19	10061-02-6	
Diisopropyl ether	ND	ug/L	0.50	0.31	1		06/30/21 16:19	108-20-3	
Ethylbenzene	ND	ug/L	0.50	0.30	1		06/30/21 16:19	100-41-4	
Hexachloro-1,3-butadiene	ND	ug/L	2.0	1.5	1		06/30/21 16:19	87-68-3	
Isopropylbenzene (Cumene)	ND	ug/L	0.50	0.33	1		06/30/21 16:19	98-82-8	
Methylene Chloride	ND	ug/L	2.0	2.0	1		06/30/21 16:19	75-09-2	
Methyl-tert-butyl ether	ND	ug/L	0.50	0.42	1		06/30/21 16:19	1634-04-4	
Naphthalene	ND	ug/L	2.0	0.64	1		06/30/21 16:19	91-20-3	
n-Propylbenzene	ND	ug/L	0.50	0.34	1		06/30/21 16:19	103-65-1	
Styrene	ND	ug/L	0.50	0.29	1		06/30/21 16:19	100-42-5	
1,1,1,2-Tetrachloroethane	ND	ug/L	0.50	0.31	1		06/30/21 16:19	630-20-6	
1,1,2,2-Tetrachloroethane	ND	ug/L	0.50	0.22	1		06/30/21 16:19	79-34-5	
Tetrachloroethene	ND	ug/L	0.50	0.29	1		06/30/21 16:19	127-18-4	
Toluene	ND	ug/L	0.50	0.48	1		06/30/21 16:19	108-88-3	
1,2,3-Trichlorobenzene	ND	ug/L	2.0	0.81	1		06/30/21 16:19	87-61-6	
1,2,4-Trichlorobenzene	ND	ug/L	2.0	0.64	1		06/30/21 16:19	120-82-1	
1,1,1-Trichloroethane	ND	ug/L	0.50	0.33	1		06/30/21 16:19	71-55-6	
1,1,2-Trichloroethane	ND	ug/L	0.50	0.32	1		06/30/21 16:19	79-00-5	
Trichloroethene	ND	ug/L	0.50	0.38	1		06/30/21 16:19	79-01-6	
Trichlorofluoromethane	ND	ug/L	1.0	0.30	1		06/30/21 16:19	75-69-4	
1,2,3-Trichloropropane	ND	ug/L	0.50	0.26	1		06/30/21 16:19	96-18-4	
1,2,4-Trimethylbenzene	ND	ug/L	0.50	0.50	1		06/30/21 16:19	95-63-6	
1,3,5-Trimethylbenzene	ND	ug/L	0.50	0.33	1		06/30/21 16:19	108-67-8	
Vinyl chloride	ND	ug/L	1.0	0.39	1		06/30/21 16:19	75-01-4	
m&p-Xylene	ND	ug/L	1.0	0.71	1		06/30/21 16:19	179601-23-1	
o-Xylene	ND	ug/L	0.50	0.34	1		06/30/21 16:19	95-47-6	
Surrogates									
1,2-Dichloroethane-d4 (S)	105	%	70-130		1		06/30/21 16:19	17060-07-0	
4-Bromofluorobenzene (S)	97	%	70-130		1		06/30/21 16:19	460-00-4	
Toluene-d8 (S)	100	%	70-130		1		06/30/21 16:19	2037-26-5	

REPORT OF LABORATORY ANALYSIS

This report shall not be reproduced, except in full,
without the written consent of Pace Analytical Services, LLC.

Pace Analytical Services, LLC
9800 Kincey Ave. Suite 100
Huntersville, NC 28078
(704)875-9092

QUALITY CONTROL DATA

Project: 2020-L1-2448 Incident
Pace Project No.: 92546853

QC Batch: 631020
QC Batch Method: MADEP VPH
Analysis Method: MADEP VPH
Analysis Description: VPH NC Water
Laboratory: Pace Analytical Services - Charlotte
Associated Lab Samples: 92546853001

METHOD BLANK: 3315283 Matrix: Water
Associated Lab Samples: 92546853001

Parameter	Units	Blank Result	Reporting Limit	MDL	Analyzed	Qualifiers
Aliphatic (C05-C08)	ug/L	ND	50.0	50.0	07/01/21 14:53	N2
Aromatic (C09-C10)	ug/L	ND	50.0	50.0	07/01/21 14:53	N2
4-Bromofluorobenzene (FID) (S)	%	105	70-130		07/01/21 14:53	
4-Bromofluorobenzene (PID) (S)	%	103	70-130		07/01/21 14:53	

LABORATORY CONTROL SAMPLE & LCSD: 3315284 3315285

Parameter	Units	Spike Conc.	LCS Result	LCSD Result	LCS % Rec	LCSD % Rec	% Rec Limits	RPD	Max RPD	Qualifiers
Aliphatic (C05-C08)	ug/L	300	333	321	111	107	70-130	4	25	N2
Aromatic (C09-C10)	ug/L	100	115	112	115	112	70-130	2	25	N2
4-Bromofluorobenzene (FID) (S)	%				108	103	70-130			
4-Bromofluorobenzene (PID) (S)	%				103	98	70-130			

Results presented on this page are in the units indicated by the "Units" column except where an alternate unit is presented to the right of the result.

REPORT OF LABORATORY ANALYSIS

This report shall not be reproduced, except in full,
without the written consent of Pace Analytical Services, LLC.

Pace Analytical Services, LLC
9800 Kincey Ave. Suite 100
Huntersville, NC 28078
(704)875-9092

QUALITY CONTROL DATA

Project: 2020-L1-2448 Incident
Pace Project No.: 92546853

QC Batch: 631445
QC Batch Method: EPA 3010A
Analysis Method: EPA 6010D
Analysis Description: 6010 MET
Laboratory: Pace Analytical Services - Asheville
Associated Lab Samples: 92546853001

METHOD BLANK: 3317439 Matrix: Water
Associated Lab Samples: 92546853001

Parameter	Units	Blank Result	Reporting Limit	MDL	Analyzed	Qualifiers
Lead	ug/L	ND	5.0	4.5	07/06/21 14:06	

LABORATORY CONTROL SAMPLE: 3317440

Parameter	Units	Spike Conc.	LCS Result	LCS % Rec	% Rec Limits	Qualifiers
Lead	ug/L	500	486	97	80-120	

MATRIX SPIKE & MATRIX SPIKE DUPLICATE: 3317441 3317442

Parameter	Units	92546259001 Result	MS Spike Conc.	MSD Spike Conc.	MS Result	MSD Result	MS % Rec	MSD % Rec	% Rec Limits	RPD	Max RPD	Qual
Lead	ug/L	ND	500	500	493	493	98	98	75-125	0	20	

Results presented on this page are in the units indicated by the "Units" column except where an alternate unit is presented to the right of the result.

REPORT OF LABORATORY ANALYSIS

This report shall not be reproduced, except in full,
without the written consent of Pace Analytical Services, LLC.

Pace Analytical Services, LLC
9800 Kincey Ave. Suite 100
Huntersville, NC 28078
(704)875-9092

QUALITY CONTROL DATA

Project: 2020-L1-2448 Incident
Pace Project No.: 92546853

QC Batch: 630540
QC Batch Method: SM 6200B
Analysis Method: SM 6200B
Analysis Description: 6200B MSV
Laboratory: Pace Analytical Services - Charlotte

Associated Lab Samples: 92546853001

METHOD BLANK: 3312857 Matrix: Water
Associated Lab Samples: 92546853001

Parameter	Units	Blank Result	Reporting Limit	MDL	Analyzed	Qualifiers
1,1,1,2-Tetrachloroethane	ug/L	ND	0.50	0.31	06/30/21 10:37	
1,1,1-Trichloroethane	ug/L	ND	0.50	0.33	06/30/21 10:37	
1,1,2,2-Tetrachloroethane	ug/L	ND	0.50	0.22	06/30/21 10:37	
1,1,2-Trichloroethane	ug/L	ND	0.50	0.32	06/30/21 10:37	
1,1-Dichloroethane	ug/L	ND	0.50	0.37	06/30/21 10:37	
1,1-Dichloroethene	ug/L	ND	0.50	0.35	06/30/21 10:37	
1,1-Dichloropropene	ug/L	ND	0.50	0.43	06/30/21 10:37	
1,2,3-Trichlorobenzene	ug/L	ND	2.0	0.81	06/30/21 10:37	
1,2,3-Trichloropropane	ug/L	ND	0.50	0.26	06/30/21 10:37	
1,2,4-Trichlorobenzene	ug/L	ND	2.0	0.64	06/30/21 10:37	
1,2,4-Trimethylbenzene	ug/L	ND	0.50	0.50	06/30/21 10:37	
1,2-Dibromo-3-chloropropane	ug/L	ND	1.0	0.34	06/30/21 10:37	
1,2-Dibromoethane (EDB)	ug/L	ND	0.50	0.27	06/30/21 10:37	
1,2-Dichlorobenzene	ug/L	ND	0.50	0.34	06/30/21 10:37	
1,2-Dichloroethane	ug/L	ND	0.50	0.32	06/30/21 10:37	
1,2-Dichloropropane	ug/L	ND	0.50	0.36	06/30/21 10:37	
1,3,5-Trimethylbenzene	ug/L	ND	0.50	0.33	06/30/21 10:37	
1,3-Dichlorobenzene	ug/L	ND	0.50	0.34	06/30/21 10:37	
1,3-Dichloropropane	ug/L	ND	0.50	0.28	06/30/21 10:37	
1,4-Dichlorobenzene	ug/L	ND	0.50	0.33	06/30/21 10:37	
2,2-Dichloropropane	ug/L	ND	0.50	0.39	06/30/21 10:37	
2-Chlorotoluene	ug/L	ND	0.50	0.32	06/30/21 10:37	
4-Chlorotoluene	ug/L	ND	0.50	0.32	06/30/21 10:37	
Benzene	ug/L	ND	0.50	0.34	06/30/21 10:37	
Bromobenzene	ug/L	ND	0.50	0.29	06/30/21 10:37	
Bromochloromethane	ug/L	ND	0.50	0.47	06/30/21 10:37	
Bromodichloromethane	ug/L	ND	0.50	0.31	06/30/21 10:37	
Bromoform	ug/L	ND	0.50	0.34	06/30/21 10:37	
Bromomethane	ug/L	ND	5.0	1.7	06/30/21 10:37	
Carbon tetrachloride	ug/L	ND	0.50	0.33	06/30/21 10:37	
Chlorobenzene	ug/L	ND	0.50	0.28	06/30/21 10:37	
Chloroethane	ug/L	ND	1.0	0.65	06/30/21 10:37	
Chloroform	ug/L	ND	0.50	0.35	06/30/21 10:37	
Chloromethane	ug/L	ND	1.0	0.54	06/30/21 10:37	
cis-1,2-Dichloroethene	ug/L	ND	0.50	0.38	06/30/21 10:37	
cis-1,3-Dichloropropene	ug/L	ND	0.50	0.36	06/30/21 10:37	
Dibromochloromethane	ug/L	ND	0.50	0.36	06/30/21 10:37	
Dibromomethane	ug/L	ND	0.50	0.39	06/30/21 10:37	
Dichlorodifluoromethane	ug/L	ND	0.50	0.35	06/30/21 10:37	
Diisopropyl ether	ug/L	ND	0.50	0.31	06/30/21 10:37	

Results presented on this page are in the units indicated by the "Units" column except where an alternate unit is presented to the right of the result.

REPORT OF LABORATORY ANALYSIS

This report shall not be reproduced, except in full,
without the written consent of Pace Analytical Services, LLC.

Pace Analytical Services, LLC
9800 Kincey Ave. Suite 100
Huntersville, NC 28078
(704)875-9092

QUALITY CONTROL DATA

Project: 2020-L1-2448 Incident
Pace Project No.: 92546853

METHOD BLANK: 3312857 Matrix: Water
Associated Lab Samples: 92546853001

Parameter	Units	Blank Result	Reporting Limit	MDL	Analyzed	Qualifiers
Ethylbenzene	ug/L	ND	0.50	0.30	06/30/21 10:37	
Hexachloro-1,3-butadiene	ug/L	ND	2.0	1.5	06/30/21 10:37	
Isopropylbenzene (Cumene)	ug/L	ND	0.50	0.33	06/30/21 10:37	
m&p-Xylene	ug/L	ND	1.0	0.71	06/30/21 10:37	
Methyl-tert-butyl ether	ug/L	ND	0.50	0.42	06/30/21 10:37	
Methylene Chloride	ug/L	ND	2.0	2.0	06/30/21 10:37	
n-Butylbenzene	ug/L	ND	0.50	0.49	06/30/21 10:37	
n-Propylbenzene	ug/L	ND	0.50	0.34	06/30/21 10:37	
Naphthalene	ug/L	ND	2.0	0.64	06/30/21 10:37	
o-Xylene	ug/L	ND	0.50	0.34	06/30/21 10:37	
sec-Butylbenzene	ug/L	ND	0.50	0.40	06/30/21 10:37	
Styrene	ug/L	ND	0.50	0.29	06/30/21 10:37	
tert-Butylbenzene	ug/L	ND	0.50	0.32	06/30/21 10:37	
Tetrachloroethene	ug/L	ND	0.50	0.29	06/30/21 10:37	
Toluene	ug/L	ND	0.50	0.48	06/30/21 10:37	
trans-1,2-Dichloroethene	ug/L	ND	0.50	0.40	06/30/21 10:37	
trans-1,3-Dichloropropene	ug/L	ND	0.50	0.36	06/30/21 10:37	
Trichloroethene	ug/L	ND	0.50	0.38	06/30/21 10:37	
Trichlorofluoromethane	ug/L	ND	1.0	0.30	06/30/21 10:37	
Vinyl chloride	ug/L	ND	1.0	0.39	06/30/21 10:37	
1,2-Dichloroethane-d4 (S)	%	103	70-130		06/30/21 10:37	
4-Bromofluorobenzene (S)	%	96	70-130		06/30/21 10:37	
Toluene-d8 (S)	%	101	70-130		06/30/21 10:37	

LABORATORY CONTROL SAMPLE: 3312858

Parameter	Units	Spike Conc.	LCS Result	LCS % Rec	% Rec Limits	Qualifiers
1,1,1,2-Tetrachloroethane	ug/L	50	49.0	98	60-140	
1,1,1-Trichloroethane	ug/L	50	47.7	95	60-140	
1,1,2,2-Tetrachloroethane	ug/L	50	50.7	101	60-140	
1,1,2-Trichloroethane	ug/L	50	48.2	96	60-140	
1,1-Dichloroethane	ug/L	50	47.8	96	60-140	
1,1-Dichloroethene	ug/L	50	46.2	92	60-140	
1,1-Dichloropropene	ug/L	50	47.2	94	60-140	
1,2,3-Trichlorobenzene	ug/L	50	52.5	105	60-140	
1,2,3-Trichloropropane	ug/L	50	48.8	98	60-140	
1,2,4-Trichlorobenzene	ug/L	50	52.2	104	60-140	
1,2,4-Trimethylbenzene	ug/L	50	44.9	90	60-140	
1,2-Dibromo-3-chloropropane	ug/L	50	58.7	117	60-140	
1,2-Dibromoethane (EDB)	ug/L	50	50.5	101	60-140	
1,2-Dichlorobenzene	ug/L	50	47.1	94	60-140	
1,2-Dichloroethane	ug/L	50	44.4	89	60-140	
1,2-Dichloropropane	ug/L	50	47.1	94	60-140	
1,3,5-Trimethylbenzene	ug/L	50	45.9	92	60-140	

Results presented on this page are in the units indicated by the "Units" column except where an alternate unit is presented to the right of the result.

REPORT OF LABORATORY ANALYSIS

This report shall not be reproduced, except in full,
without the written consent of Pace Analytical Services, LLC.

Pace Analytical Services, LLC
9800 Kincey Ave. Suite 100
Huntersville, NC 28078
(704)875-9092

QUALITY CONTROL DATA

Project: 2020-L1-2448 Incident
Pace Project No.: 92546853

LABORATORY CONTROL SAMPLE: 3312858

Parameter	Units	Spike Conc.	LCS Result	LCS % Rec	% Rec Limits	Qualifiers
1,3-Dichlorobenzene	ug/L	50	46.8	94	60-140	
1,3-Dichloropropane	ug/L	50	48.6	97	60-140	
1,4-Dichlorobenzene	ug/L	50	47.5	95	60-140	
2,2-Dichloropropane	ug/L	50	49.9	100	60-140	
2-Chlorotoluene	ug/L	50	46.7	93	60-140	
4-Chlorotoluene	ug/L	50	45.4	91	60-140	
Benzene	ug/L	50	45.7	91	60-140	
Bromobenzene	ug/L	50	47.4	95	60-140	
Bromochloromethane	ug/L	50	49.7	99	60-140	
Bromodichloromethane	ug/L	50	49.0	98	60-140	
Bromoform	ug/L	50	53.8	108	60-140	
Bromomethane	ug/L	50	43.0	86	60-140	
Carbon tetrachloride	ug/L	50	47.2	94	60-140	
Chlorobenzene	ug/L	50	46.7	93	60-140	
Chloroethane	ug/L	50	42.8	86	60-140	
Chloroform	ug/L	50	46.2	92	60-140	
Chloromethane	ug/L	50	43.8	88	60-140	
cis-1,2-Dichloroethene	ug/L	50	46.5	93	60-140	
cis-1,3-Dichloropropene	ug/L	50	49.3	99	60-140	
Dibromochloromethane	ug/L	50	51.5	103	60-140	
Dibromomethane	ug/L	50	48.5	97	60-140	
Dichlorodifluoromethane	ug/L	50	39.6	79	60-140	
Diisopropyl ether	ug/L	50	45.8	92	60-140	
Ethylbenzene	ug/L	50	46.6	93	60-140	
Hexachloro-1,3-butadiene	ug/L	50	50.1	100	60-140	
Isopropylbenzene (Cumene)	ug/L	50	48.0	96	60-140	
m&p-Xylene	ug/L	100	92.4	92	60-140	
Methyl-tert-butyl ether	ug/L	50	49.4	99	60-140	
Methylene Chloride	ug/L	50	48.7	97	60-140	
n-Butylbenzene	ug/L	50	46.8	94	60-140	
n-Propylbenzene	ug/L	50	46.0	92	60-140	
Naphthalene	ug/L	50	51.9	104	60-140	
o-Xylene	ug/L	50	46.9	94	60-140	
sec-Butylbenzene	ug/L	50	44.9	90	60-140	
Styrene	ug/L	50	49.2	98	60-140	
tert-Butylbenzene	ug/L	50	39.4	79	60-140	
Tetrachloroethene	ug/L	50	45.4	91	60-140	
Toluene	ug/L	50	43.0	86	60-140	
trans-1,2-Dichloroethene	ug/L	50	47.6	95	60-140	
trans-1,3-Dichloropropene	ug/L	50	50.2	100	60-140	
Trichloroethene	ug/L	50	45.9	92	60-140	
Trichlorofluoromethane	ug/L	50	38.8	78	60-140	
Vinyl chloride	ug/L	50	46.6	93	60-140	
1,2-Dichloroethane-d4 (S)	%			98	70-130	
4-Bromofluorobenzene (S)	%			102	70-130	
Toluene-d8 (S)	%			99	70-130	

Results presented on this page are in the units indicated by the "Units" column except where an alternate unit is presented to the right of the result.

REPORT OF LABORATORY ANALYSIS

This report shall not be reproduced, except in full,
without the written consent of Pace Analytical Services, LLC.

Pace Analytical Services, LLC
9800 Kincey Ave. Suite 100
Huntersville, NC 28078
(704)875-9092

QUALITY CONTROL DATA

Project: 2020-L1-2448 Incident
Pace Project No.: 92546853

MATRIX SPIKE & MATRIX SPIKE DUPLICATE: 3312859 3312860

Parameter	Units	92546855001 Result	MS Spike Conc.	MSD Spike Conc.	MS Result	MSD Result	MS % Rec	MSD % Rec	% Rec Limits	RPD	Max RPD	Qual
1,1,1,2-Tetrachloroethane	ug/L	ND	20	20	16.5	20.5	83	103	60-140	22	30	
1,1,1-Trichloroethane	ug/L	ND	20	20	17.3	21.3	86	107	60-140	21	30	
1,1,2,2-Tetrachloroethane	ug/L	ND	20	20	17.2	21.3	86	107	60-140	21	30	
1,1,2-Trichloroethane	ug/L	ND	20	20	17.4	21.6	87	108	60-140	21	30	
1,1-Dichloroethane	ug/L	ND	20	20	17.5	20.9	88	104	60-140	17	30	
1,1-Dichloroethene	ug/L	ND	20	20	17.8	21.3	89	106	60-140	18	30	
1,1-Dichloropropene	ug/L	ND	20	20	17.6	21.2	88	106	60-140	18	30	
1,2,3-Trichlorobenzene	ug/L	ND	20	20	15.3	20.0	75	99	60-140	27	30	
1,2,3-Trichloropropane	ug/L	ND	20	20	16.8	21.4	84	107	60-140	24	30	
1,2,4-Trichlorobenzene	ug/L	ND	20	20	15.5	19.8	77	99	60-140	24	30	
1,2,4-Trimethylbenzene	ug/L	ND	20	20	15.0	18.6	75	93	60-140	21	30	
1,2-Dibromo-3-chloropropane	ug/L	ND	20	20	17.6	23.3	88	117	60-140	28	30	
1,2-Dibromoethane (EDB)	ug/L	ND	20	20	16.9	21.4	84	107	60-140	24	30	
1,2-Dichlorobenzene	ug/L	ND	20	20	15.0	19.2	75	96	60-140	24	30	
1,2-Dichloroethane	ug/L	ND	20	20	16.4	19.1	82	96	60-140	15	30	
1,2-Dichloropropane	ug/L	ND	20	20	17.5	21.4	87	107	60-140	20	30	
1,3,5-Trimethylbenzene	ug/L	ND	20	20	15.9	19.7	79	98	60-140	21	30	
1,3-Dichlorobenzene	ug/L	ND	20	20	15.0	18.8	75	94	60-140	23	30	
1,3-Dichloropropane	ug/L	ND	20	20	17.1	20.9	85	105	60-140	20	30	
1,4-Dichlorobenzene	ug/L	ND	20	20	15.6	19.3	78	97	60-140	21	30	
2,2-Dichloropropane	ug/L	ND	20	20	15.2	18.8	76	94	60-140	21	30	
2-Chlorotoluene	ug/L	ND	20	20	15.7	19.5	79	97	60-140	21	30	
4-Chlorotoluene	ug/L	ND	20	20	15.4	18.6	77	93	60-140	19	30	
Benzene	ug/L	ND	20	20	16.6	20.6	83	103	60-140	21	30	
Bromobenzene	ug/L	ND	20	20	16.1	19.8	81	99	60-140	21	30	
Bromochloromethane	ug/L	ND	20	20	17.6	20.9	88	104	60-140	17	30	
Bromodichloromethane	ug/L	ND	20	20	16.9	21.2	84	106	60-140	23	30	
Bromoform	ug/L	ND	20	20	16.9	21.3	84	107	60-140	23	30	
Bromomethane	ug/L	ND	20	20	15.6	19.1	78	96	60-140	20	30	
Carbon tetrachloride	ug/L	ND	20	20	16.9	21.0	84	105	60-140	21	30	
Chlorobenzene	ug/L	ND	20	20	16.4	20.0	82	100	60-140	20	30	
Chloroethane	ug/L	ND	20	20	19.3	21.1	97	106	60-140	9	30	
Chloroform	ug/L	ND	20	20	17.8	21.5	89	107	60-140	19	30	
Chloromethane	ug/L	ND	20	20	16.4	19.3	82	96	60-140	16	30	
cis-1,2-Dichloroethene	ug/L	ND	20	20	17.3	20.7	87	104	60-140	18	30	
cis-1,3-Dichloropropene	ug/L	ND	20	20	16.3	20.5	82	103	60-140	23	30	
Dibromochloromethane	ug/L	ND	20	20	17.1	20.5	85	102	60-140	18	30	
Dibromomethane	ug/L	ND	20	20	17.1	21.2	85	106	60-140	21	30	
Dichlorodifluoromethane	ug/L	ND	20	20	14.7	17.5	74	87	60-140	17	30	
Diisopropyl ether	ug/L	ND	20	20	16.6	20.1	83	100	60-140	19	30	
Ethylbenzene	ug/L	ND	20	20	16.5	20.1	83	100	60-140	19	30	
Hexachloro-1,3-butadiene	ug/L	ND	20	20	15.9	20.0	80	100	60-140	23	30	
Isopropylbenzene (Cumene)	ug/L	ND	20	20	16.7	20.2	84	101	60-140	19	30	
m&p-Xylene	ug/L	ND	40	40	31.9	39.0	80	98	60-140	20	30	

Results presented on this page are in the units indicated by the "Units" column except where an alternate unit is presented to the right of the result.

REPORT OF LABORATORY ANALYSIS

This report shall not be reproduced, except in full,
without the written consent of Pace Analytical Services, LLC.

Pace Analytical Services, LLC
9800 Kincey Ave. Suite 100
Huntersville, NC 28078
(704)875-9092

QUALITY CONTROL DATA

Project: 2020-L1-2448 Incident
Pace Project No.: 92546853

MATRIX SPIKE & MATRIX SPIKE DUPLICATE: 3312859 3312860

Parameter	Units	92546855001 Result	MS Spike Conc.	MSD Spike Conc.	MS Result	MSD Result	MS % Rec	MSD % Rec	% Rec Limits	RPD	Max RPD	Qual
Methyl-tert-butyl ether	ug/L	ND	20	20	17.1	20.8	86	104	60-140	20	30	
Methylene Chloride	ug/L	ND	20	20	17.9	21.7	90	108	60-140	19	30	
n-Butylbenzene	ug/L	ND	20	20	15.6	19.2	78	96	60-140	21	30	
n-Propylbenzene	ug/L	ND	20	20	15.9	19.5	79	97	60-140	20	30	
Naphthalene	ug/L	ND	20	20	14.5	19.4	70	95	60-140	29	30	
o-Xylene	ug/L	ND	20	20	16.0	19.7	80	99	60-140	21	30	
sec-Butylbenzene	ug/L	ND	20	20	15.9	19.2	80	96	60-140	18	30	
Styrene	ug/L	ND	20	20	16.1	19.8	81	99	60-140	20	30	
tert-Butylbenzene	ug/L	ND	20	20	13.8	17.1	69	85	60-140	21	30	
Tetrachloroethene	ug/L	ND	20	20	16.1	19.7	81	99	60-140	20	30	
Toluene	ug/L	ND	20	20	15.9	20.0	80	100	60-140	23	30	
trans-1,2-Dichloroethene	ug/L	ND	20	20	17.5	21.1	88	105	60-140	18	30	
trans-1,3-Dichloropropene	ug/L	ND	20	20	16.0	20.6	80	103	60-140	25	30	
Trichloroethene	ug/L	ND	20	20	16.7	20.7	83	104	60-140	22	30	
Trichlorofluoromethane	ug/L	ND	20	20	17.3	20.1	87	100	60-140	15	30	
Vinyl chloride	ug/L	ND	20	20	17.6	21.1	88	105	60-140	18	30	
1,2-Dichloroethane-d4 (S)	%						105	98	70-130			
4-Bromofluorobenzene (S)	%						99	100	70-130			
Toluene-d8 (S)	%						99	101	70-130			

Results presented on this page are in the units indicated by the "Units" column except where an alternate unit is presented to the right of the result.

REPORT OF LABORATORY ANALYSIS

This report shall not be reproduced, except in full,
without the written consent of Pace Analytical Services, LLC.

Pace Analytical Services, LLC
9800 Kincey Ave. Suite 100
Huntersville, NC 28078
(704)875-9092

QUALIFIERS

Project: 2020-L1-2448 Incident
Pace Project No.: 92546853

DEFINITIONS

DF - Dilution Factor, if reported, represents the factor applied to the reported data due to dilution of the sample aliquot.

ND - Not Detected at or above adjusted reporting limit.

TNTC - Too Numerous To Count

J - Estimated concentration above the adjusted method detection limit and below the adjusted reporting limit.

MDL - Adjusted Method Detection Limit.

PQL - Practical Quantitation Limit.

RL - Reporting Limit - The lowest concentration value that meets project requirements for quantitative data with known precision and bias for a specific analyte in a specific matrix.

S - Surrogate

1,2-Diphenylhydrazine decomposes to and cannot be separated from Azobenzene using Method 8270. The result for each analyte is a combined concentration.

Consistent with EPA guidelines, unrounded data are displayed and have been used to calculate % recovery and RPD values.

LCS(D) - Laboratory Control Sample (Duplicate)

MS(D) - Matrix Spike (Duplicate)

DUP - Sample Duplicate

RPD - Relative Percent Difference

NC - Not Calculable.

SG - Silica Gel - Clean-Up

U - Indicates the compound was analyzed for, but not detected.

Acid preservation may not be appropriate for 2 Chloroethylvinyl ether.

A separate vial preserved to a pH of 4-5 is recommended in SW846 Chapter 4 for the analysis of Acrolein and Acrylonitrile by EPA Method 8260.

N-Nitrosodiphenylamine decomposes and cannot be separated from Diphenylamine using Method 8270. The result reported for each analyte is a combined concentration.

Pace Analytical is TNI accredited. Contact your Pace PM for the current list of accredited analytes.

TNI - The NELAC Institute.

ANALYTE QUALIFIERS

N2	The lab does not hold NELAC/TNI accreditation for this parameter but other accreditations/certifications may apply. A complete list of accreditations/certifications is available upon request.

This report shall not be reproduced, except in full,
without the written consent of Pace Analytical Services, LLC.

Pace Analytical Services, LLC
9800 Kincey Ave. Suite 100
Huntersville, NC 28078
(704)875-9092

QUALITY CONTROL DATA CROSS REFERENCE TABLE

Project: 2020-L1-2448 Incident
Pace Project No.: 92546853

Lab ID	Sample ID	QC Batch Method	QC Batch	Analytical Method	Analytical Batch
92546853001	**14226_HC_RD_20210629**	MADEP VPH	631020		
92546853001	**14226_HC_RD_20210629**	EPA 3010A	631445	EPA 6010D	631455
92546853001	**14226_HC_RD_20210629**	SM 6200B	630540		

This report shall not be reproduced, except in full,
without the written consent of Pace Analytical Services, LLC.

CHAIN-OF-CUSTODY Analytical Request Document

Pace Analytical

Chain-of-Custody is a LEGAL DOCUMENT - Complete all relevent fields

LAB USE ONLY

WO# : 92546853

92546853

Company: Apex Companies

Address:

Billing Information:

Report To: Andrew Street

Email To: Andrew.Street@apexcos.com

Copy To:

Site Collection Info/Address: 14226 Huntersville Concord Rd

Customer Project Name/Number: 2020-4-2418 Incident

State: NC County/City: Huntersville Time Zone Collected: [ ] PT [ ] MT [ ] CT [ ] ET

Phone:

Email:

Site/Facility ID #:

Compliance Monitoring? [ ] Yes [ ] No

Collected By (print): Naomi Fretz

Purchase Order #:

Quote #:

DW PWS ID #:

DW Location Code:

Collected By (signature): Naomi Fretz

Turnaround Date Required: ASAP

Immediately Packed on Ice: [ ] Yes [ ] No

Sample Disposal: [ ] Dispose as appropriate [ ] Return [ ] Archive: _____ [ ] Hold: _____

Rush: [ ] Same Day [ ] Next Day [ ] 2 Day [ ] 3 Day [ ] 4 Day [ ] 5 Day (Expedite Charges Apply)

Field Filtered (if applicable): [ ] Yes [ ] No

Analysis: _____

* Matrix Codes (Insert in Matrix box below): Drinking Water (DW), Ground Water (GW), Wastewater (WW), Product (P), Soil/Solid (SL), Oil (OL), Wipe (WP), Air (AR), Tissue (TS), Bioassay (B), Vapor (V), Other (OT)

** Preservative Types: (1) nitric acid, (2) sulfuric acid, (3) hydrochloric acid, (4) sodium hydroxide, (5) zinc acetate, (6) methanol, (7) sodium bisulfate, (8) sodium thiosulfate, (9) hexane, (A) ascorbic acid, (B) ammonium sulfate, (C) ammonium hydroxide, (D) TSP, (U) Unpreserved, (O) Other _____

Container Pre

Analyses

Customer Sample ID	Matrix *	Comp / Grab	Collected (or Composite Start) Date	Collected (or Composite Start) Time	Composite End Date	Composite End Time	Res Cl	# of Ctns	VOCs 6200B	MADEP VPH	Lead
H226-HC-BD-20210629	DW	G	6-29-21	0930				8	X	X	X

Lab Profile/Line:

Lab Sample Receipt Checklist:

Custody Seals Present/Intact	Y (N) NA
Custody Signatures Present	Y (N) NA
Collector Signature Present	(Y) N NA
Bottles Intact	(Y) N NA
Correct Bottles	(Y) N NA
Sufficient Volume	(Y) N NA
Samples Received on Ice	(Y) N NA
VOA - Headspace Acceptable	Y (N) NA
USDA Regulated Soils	Y (N) NA
Samples in Holding Time	(Y) N NA
Residual Chlorine Present	Y N NA
Cl Strips: _____	
Sample pH Acceptable	(Y) N NA
pH Strips: 223819AV	
Sulfide Present	Y N NA
Lead Acetate Strips: _____	

LAB USE ONLY:

Lab Sample # / Comments:

92546853

001

Customer Remarks / Special Conditions / Possible Hazards:

Type of Ice Used: (Wet) Blue Dry None

Packing Material Used: Bubble bags

Radchem sample(s) screened (<500 cpm): Y (N) NA

SHORT HOLDS PRESENT (<72 hours): Y (N) N/A

Lab Tracking #: 2632743

Samples received via: FEDEX UPS (Client) Courier Pace Courier

Lab Sample Temperature Info:

Temp Blank Received: Y (N) NA

Therm ID#: IR 92706A

Cooler 1 Temp Upon Receipt: 2.8 oC

Cooler 1 Therm Corr. Factor: -.1 oC

Cooler 1 Corrected Temp: 2.7 oC

Comments:

Relinquished by/Company: (Signature)	Date/Time:	Received by/Company: (Signature)	Date/Time:
Naomi Fretz / Apex	6-29-21 1240	Jake Whitman Pace	6-29-21 1240
Relinquished by/Company: (Signature)	Date/Time:	Received by/Company: (Signature)	Date/Time:
Relinquished by/Company: (Signature)	Date/Time:	Received by/Company: (Signature)	Date/Time:

MTJL LAB USE ONLY

Table #:

Acctnum:

Template:

Prelogin:

PM:

PB:

Trip Blank Received: Y (N) NA

HCL MeOH TSP Other

Non Conformance(s): YES / NO

Page: _____ of: _____

***Check mark top half of box if pH and/or dechlorination is verified and within the acceptance range for preservation samples.**

Exceptions: VOA, Coliform, TOC, Oil and Grease, DRO/8015 (water) DOC, LLHg

****Bottom half of box is to list number of bottles**

Project # **WO# : 92546853**

PM: AMB Due Date: 07/07/21

CLIENT: 92-APEX MOOR

Item#	BP4U-125 mL Plastic Unpreserved (N/A) (Cl-)	BP3U-250 mL Plastic Unpreserved (N/A)	BP2U-500 mL Plastic Unpreserved (N/A)	BP1U-1 liter Plastic Unpreserved (N/A)	BP4S-125 mL Plastic H2SO4 (pH < 2) (Cl-)	BP3N-250 mL plastic HNO3 (pH < 2)	BP4Z-125 mL Plastic ZN Acetate & NaOH (>9)	BP4C-125 mL Plastic NaOH (pH > 12) (Cl-)	WGFU-Wide-mouthed Glass jar Unpreserved	AG1U-1 liter Amber Unpreserved (N/A) (Cl-)	AG1H-1 liter Amber HCl (pH < 2)	AG3U-250 mL Amber Unpreserved (N/A) (Cl-)	AG1S-1 liter Amber H2SO4 (pH < 2)	AG3S-250 mL Amber H2SO4 (pH < 2)	AG3A(DG3A)-250 mL Amber NH4Cl (N/A)(Cl-)	DG9H-40 mL VOA HCl (N/A)	VG9T-40 mL VOA Na2S2O3 (N/A)	VG9U-40 mL VOA Unp (N/A)	DG9P-40 mL VOA H3PO4 (N/A)	VOAK (6 vials per kit)-5035 kit (N/A)	V/GK (3 vials per kit)-VPH/Gas kit (N/A)	SP5T-125 mL Sterile Plastic (N/A – lab)	SP2T-250 mL Sterile Plastic (N/A – lab)		BP3A-250 mL Plastic (NH2)2SO4 (9.3-9.7)	AG0U-100 mL Amber Unpreserved vials (N/A)	VSGU-20 mL Scintillation vials (N/A)	DG9U-40 mL Amber Unpreserved vials (N/A)
1						1✓										7													
2																													
3																													
4																													
5																													
6																													
7																													
8																													
9																													
10																													
11																													
12																													

pH Adjustment Log for Preserved Samples

Sample ID	Type of Preservative	pH upon receipt	Date preservation adjusted	Time preservation adjusted	Amount of Preservative added	Lot #

Note: Whenever there is a discrepancy affecting North Carolina compliance samples, a copy of this form will be sent to the North Carolina DEHNR Certification Office (i.e. Out of hold, incorrect preservative, out of temp, incorrect containers.

Pace Analytical Services, LLC
9800 Kincey Ave. Suite 100
Huntersville, NC 28078
(704)875-9092

July 07, 2021

Andrew Street
Apex Companies - NC
5900 Northwoods Business Pkwy
Suite 5900-0
Charlotte, NC 28269

RE: Project: 2020-L1-2448 Incident
Pace Project No.: 92546854

Dear Andrew Street:

Enclosed are the analytical results for sample(s) received by the laboratory on June 29, 2021. The results relate only to the samples included in this report. Results reported herein conform to the applicable TNI/NELAC Standards and the laboratory's Quality Manual, where applicable, unless otherwise noted in the body of the report.

The test results provided in this final report were generated by each of the following laboratories within the Pace Network:

- Pace Analytical Services - Asheville
- Pace Analytical Services - Charlotte

If you have any questions concerning this report, please feel free to contact me.

Sincerely,

Angela M. Baioni

Angela Baioni
angela.baioni@pacelabs.com
(704)875-9092
Project Manager

Enclosures

cc: J Culbreath, Colonial Pipeline Company
Naomi Fretz, APEX Companies, LLC
Robert Hughes, Colonial Pipeline
Cameron Lee, Montrose-EPS
Jamie Moran, APEX Companies, LLC
Jeff Morrison, Colonial Pipeline Company
Tom Naumann, APEX Companies - NC
Joe Nicolette, Montrose-EPS
Christopher Schultz, Apex Companies
Matt Teixeira, Apex Companies, LLC
Michael Verdon, Colonial Pipeline Company
JM Wyatt, Colonial Pipeline Company

REPORT OF LABORATORY ANALYSIS

This report shall not be reproduced, except in full,
without the written consent of Pace Analytical Services, LLC.

Pace Analytical Services, LLC
9800 Kincey Ave. Suite 100
Huntersville, NC 28078
(704)875-9092

CERTIFICATIONS

Project: 2020-L1-2448 Incident
Pace Project No.: 92546854

Pace Analytical Services Charlotte

9800 Kincey Ave. Ste 100, Huntersville, NC 28078
Louisiana/NELAP Certification # LA170028
North Carolina Drinking Water Certification #: 37706
North Carolina Field Services Certification #: 5342
North Carolina Wastewater Certification #: 12
South Carolina Certification #: 99006001
Florida/NELAP Certification #: E87627
Kentucky UST Certification #: 84
Virginia/VELAP Certification #: 460221

Pace Analytical Services Asheville

2225 Riverside Drive, Asheville, NC 28804
Florida/NELAP Certification #: E87648
North Carolina Drinking Water Certification #: 37712
North Carolina Wastewater Certification #: 40
South Carolina Certification #: 99030001
Virginia/VELAP Certification #: 460222

This report shall not be reproduced, except in full,
without the written consent of Pace Analytical Services, LLC.

Pace Analytical Services, LLC
9800 Kincey Ave. Suite 100
Huntersville, NC 28078
(704)875-9092

SAMPLE SUMMARY

Project: 2020-L1-2448 Incident
Pace Project No.: 92546854

Lab ID	Sample ID	Matrix	Date Collected	Date Received
92546854001	**13800_HC_RD_20210629**	Water	06/29/21 07:50	06/29/21 12:40

REPORT OF LABORATORY ANALYSIS

This report shall not be reproduced, except in full,
without the written consent of Pace Analytical Services, LLC.

Pace Analytical Services, LLC
9800 Kincey Ave. Suite 100
Huntersville, NC 28078
(704)875-9092

SAMPLE ANALYTE COUNT

Project: 2020-L1-2448 Incident
Pace Project No.: 92546854

Lab ID	Sample ID	Method	Analysts	Analytes Reported	Laboratory
92546854001	**13800_HC_RD_20210629**	MADEP VPH	MAD	6	PASI-C
		EPA 6010D	CBV	1	PASI-A
		SM 6200B	SAS	63	PASI-C

PASI-A = Pace Analytical Services - Asheville
PASI-C = Pace Analytical Services - Charlotte

This report shall not be reproduced, except in full,
without the written consent of Pace Analytical Services, LLC.

Pace Analytical Services, LLC
9800 Kincey Ave. Suite 100
Huntersville, NC 28078
(704)875-9092

ANALYTICAL RESULTS

Project: 2020-L1-2448 Incident
Pace Project No.: 92546854

Sample: 13800_HC_RD_20210629 **Lab ID: 92546854001** Collected: 06/29/21 07:50 Received: 06/29/21 12:40 Matrix: Water

Parameters	Results	Units	Report Limit	MDL	DF	Prepared	Analyzed	CAS No.	Qual
VPH NC Water	Analytical Method: MADEP VPH Pace Analytical Services - Charlotte								
Total VPH (C5-C12)	ND	ug/L	50.0	50.0	1		07/01/21 19:12		N2
Aliphatic (C05-C08)	ND	ug/L	50.0	50.0	1		07/01/21 19:12		N2
Aliphatic(C09-C12) Adjusted	ND	ug/L	50.0	50.0	1		07/01/21 19:12		N2
Aromatic (C09-C10)	ND	ug/L	50.0	50.0	1		07/01/21 19:12		N2
Surrogates									
4-Bromofluorobenzene (FID) (S)	105	%	70-130		1		07/01/21 19:12	460-00-4	
4-Bromofluorobenzene (PID) (S)	103	%	70-130		1		07/01/21 19:12	460-00-4	
6010 MET ICP	Analytical Method: EPA 6010D Preparation Method: EPA 3010A Pace Analytical Services - Asheville								
Lead	**50.5**	ug/L	5.0	4.5	1	07/04/21 17:46	07/05/21 21:17	7439-92-1	
6200B MSV	Analytical Method: SM 6200B Pace Analytical Services - Charlotte								
Benzene	ND	ug/L	0.50	0.34	1		06/30/21 16:01	71-43-2	
Bromobenzene	ND	ug/L	0.50	0.29	1		06/30/21 16:01	108-86-1	
Bromochloromethane	ND	ug/L	0.50	0.47	1		06/30/21 16:01	74-97-5	
Bromodichloromethane	ND	ug/L	0.50	0.31	1		06/30/21 16:01	75-27-4	
Bromoform	ND	ug/L	0.50	0.34	1		06/30/21 16:01	75-25-2	
Bromomethane	ND	ug/L	5.0	1.7	1		06/30/21 16:01	74-83-9	
n-Butylbenzene	ND	ug/L	0.50	0.49	1		06/30/21 16:01	104-51-8	
sec-Butylbenzene	ND	ug/L	0.50	0.40	1		06/30/21 16:01	135-98-8	
tert-Butylbenzene	ND	ug/L	0.50	0.32	1		06/30/21 16:01	98-06-6	
Carbon tetrachloride	ND	ug/L	0.50	0.33	1		06/30/21 16:01	56-23-5	
Chlorobenzene	ND	ug/L	0.50	0.28	1		06/30/21 16:01	108-90-7	
Chloroethane	ND	ug/L	1.0	0.65	1		06/30/21 16:01	75-00-3	
Chloroform	ND	ug/L	0.50	0.35	1		06/30/21 16:01	67-66-3	
Chloromethane	ND	ug/L	1.0	0.54	1		06/30/21 16:01	74-87-3	
2-Chlorotoluene	ND	ug/L	0.50	0.32	1		06/30/21 16:01	95-49-8	
4-Chlorotoluene	ND	ug/L	0.50	0.32	1		06/30/21 16:01	106-43-4	
1,2-Dibromo-3-chloropropane	ND	ug/L	1.0	0.34	1		06/30/21 16:01	96-12-8	
Dibromochloromethane	ND	ug/L	0.50	0.36	1		06/30/21 16:01	124-48-1	
1,2-Dibromoethane (EDB)	ND	ug/L	0.50	0.27	1		06/30/21 16:01	106-93-4	
Dibromomethane	ND	ug/L	0.50	0.39	1		06/30/21 16:01	74-95-3	
1,2-Dichlorobenzene	ND	ug/L	0.50	0.34	1		06/30/21 16:01	95-50-1	
1,3-Dichlorobenzene	ND	ug/L	0.50	0.34	1		06/30/21 16:01	541-73-1	
1,4-Dichlorobenzene	ND	ug/L	0.50	0.33	1		06/30/21 16:01	106-46-7	
Dichlorodifluoromethane	ND	ug/L	0.50	0.35	1		06/30/21 16:01	75-71-8	
1,1-Dichloroethane	ND	ug/L	0.50	0.37	1		06/30/21 16:01	75-34-3	
1,2-Dichloroethane	ND	ug/L	0.50	0.32	1		06/30/21 16:01	107-06-2	
1,1-Dichloroethene	ND	ug/L	0.50	0.35	1		06/30/21 16:01	75-35-4	
cis-1,2-Dichloroethene	ND	ug/L	0.50	0.38	1		06/30/21 16:01	156-59-2	
trans-1,2-Dichloroethene	ND	ug/L	0.50	0.40	1		06/30/21 16:01	156-60-5	
1,2-Dichloropropane	ND	ug/L	0.50	0.36	1		06/30/21 16:01	78-87-5	
1,3-Dichloropropane	ND	ug/L	0.50	0.28	1		06/30/21 16:01	142-28-9	

REPORT OF LABORATORY ANALYSIS

This report shall not be reproduced, except in full,
without the written consent of Pace Analytical Services, LLC.

Pace Analytical Services, LLC
9800 Kincey Ave. Suite 100
Huntersville, NC 28078
(704)875-9092

ANALYTICAL RESULTS

Project: 2020-L1-2448 Incident
Pace Project No.: 92546854

Sample: 13800_HC_RD_20210629 **Lab ID: 92546854001** Collected: 06/29/21 07:50 Received: 06/29/21 12:40 Matrix: Water

Parameters	Results	Units	Report Limit	MDL	DF	Prepared	Analyzed	CAS No.	Qual
6200B MSV	Analytical Method: SM 6200B Pace Analytical Services - Charlotte								
2,2-Dichloropropane	ND	ug/L	0.50	0.39	1		06/30/21 16:01	594-20-7	
1,1-Dichloropropene	ND	ug/L	0.50	0.43	1		06/30/21 16:01	563-58-6	
cis-1,3-Dichloropropene	ND	ug/L	0.50	0.36	1		06/30/21 16:01	10061-01-5	
trans-1,3-Dichloropropene	ND	ug/L	0.50	0.36	1		06/30/21 16:01	10061-02-6	
Diisopropyl ether	ND	ug/L	0.50	0.31	1		06/30/21 16:01	108-20-3	
Ethylbenzene	ND	ug/L	0.50	0.30	1		06/30/21 16:01	100-41-4	
Hexachloro-1,3-butadiene	ND	ug/L	2.0	1.5	1		06/30/21 16:01	87-68-3	
Isopropylbenzene (Cumene)	ND	ug/L	0.50	0.33	1		06/30/21 16:01	98-82-8	
Methylene Chloride	ND	ug/L	2.0	2.0	1		06/30/21 16:01	75-09-2	
Methyl-tert-butyl ether	ND	ug/L	0.50	0.42	1		06/30/21 16:01	1634-04-4	
Naphthalene	ND	ug/L	2.0	0.64	1		06/30/21 16:01	91-20-3	
n-Propylbenzene	ND	ug/L	0.50	0.34	1		06/30/21 16:01	103-65-1	
Styrene	ND	ug/L	0.50	0.29	1		06/30/21 16:01	100-42-5	
1,1,1,2-Tetrachloroethane	ND	ug/L	0.50	0.31	1		06/30/21 16:01	630-20-6	
1,1,2,2-Tetrachloroethane	ND	ug/L	0.50	0.22	1		06/30/21 16:01	79-34-5	
Tetrachloroethene	ND	ug/L	0.50	0.29	1		06/30/21 16:01	127-18-4	
Toluene	ND	ug/L	0.50	0.48	1		06/30/21 16:01	108-88-3	
1,2,3-Trichlorobenzene	ND	ug/L	2.0	0.81	1		06/30/21 16:01	87-61-6	
1,2,4-Trichlorobenzene	ND	ug/L	2.0	0.64	1		06/30/21 16:01	120-82-1	
1,1,1-Trichloroethane	ND	ug/L	0.50	0.33	1		06/30/21 16:01	71-55-6	
1,1,2-Trichloroethane	ND	ug/L	0.50	0.32	1		06/30/21 16:01	79-00-5	
Trichloroethene	ND	ug/L	0.50	0.38	1		06/30/21 16:01	79-01-6	
Trichlorofluoromethane	ND	ug/L	1.0	0.30	1		06/30/21 16:01	75-69-4	
1,2,3-Trichloropropane	ND	ug/L	0.50	0.26	1		06/30/21 16:01	96-18-4	
1,2,4-Trimethylbenzene	ND	ug/L	0.50	0.50	1		06/30/21 16:01	95-63-6	
1,3,5-Trimethylbenzene	ND	ug/L	0.50	0.33	1		06/30/21 16:01	108-67-8	
Vinyl chloride	ND	ug/L	1.0	0.39	1		06/30/21 16:01	75-01-4	
m&p-Xylene	ND	ug/L	1.0	0.71	1		06/30/21 16:01	179601-23-1	
o-Xylene	ND	ug/L	0.50	0.34	1		06/30/21 16:01	95-47-6	
Surrogates									
1,2-Dichloroethane-d4 (S)	105	%	70-130		1		06/30/21 16:01	17060-07-0	
4-Bromofluorobenzene (S)	96	%	70-130		1		06/30/21 16:01	460-00-4	
Toluene-d8 (S)	101	%	70-130		1		06/30/21 16:01	2037-26-5	

REPORT OF LABORATORY ANALYSIS

This report shall not be reproduced, except in full,
without the written consent of Pace Analytical Services, LLC.

Pace Analytical Services, LLC
9800 Kincey Ave. Suite 100
Huntersville, NC 28078
(704)875-9092

QUALITY CONTROL DATA

Project: 2020-L1-2448 Incident
Pace Project No.: 92546854

QC Batch: 631020
QC Batch Method: MADEP VPH
Analysis Method: MADEP VPH
Analysis Description: VPH NC Water
Laboratory: Pace Analytical Services - Charlotte
Associated Lab Samples: 92546854001

METHOD BLANK: 3315283 Matrix: Water
Associated Lab Samples: 92546854001

Parameter	Units	Blank Result	Reporting Limit	MDL	Analyzed	Qualifiers
Aliphatic (C05-C08)	ug/L	ND	50.0	50.0	07/01/21 14:53	N2
Aromatic (C09-C10)	ug/L	ND	50.0	50.0	07/01/21 14:53	N2
4-Bromofluorobenzene (FID) (S)	%	105	70-130		07/01/21 14:53	
4-Bromofluorobenzene (PID) (S)	%	103	70-130		07/01/21 14:53	

LABORATORY CONTROL SAMPLE & LCSD: 3315284 3315285

Parameter	Units	Spike Conc.	LCS Result	LCSD Result	LCS % Rec	LCSD % Rec	% Rec Limits	RPD	Max RPD	Qualifiers
Aliphatic (C05-C08)	ug/L	300	333	321	111	107	70-130	4	25	N2
Aromatic (C09-C10)	ug/L	100	115	112	115	112	70-130	2	25	N2
4-Bromofluorobenzene (FID) (S)	%				108	103	70-130			
4-Bromofluorobenzene (PID) (S)	%				103	98	70-130			

Results presented on this page are in the units indicated by the "Units" column except where an alternate unit is presented to the right of the result.

REPORT OF LABORATORY ANALYSIS

This report shall not be reproduced, except in full,
without the written consent of Pace Analytical Services, LLC.

Pace Analytical Services, LLC
9800 Kincey Ave. Suite 100
Huntersville, NC 28078
(704)875-9092

QUALITY CONTROL DATA

Project: 2020-L1-2448 Incident
Pace Project No.: 92546854

QC Batch: 631445
QC Batch Method: EPA 3010A
Analysis Method: EPA 6010D
Analysis Description: 6010 MET
Laboratory: Pace Analytical Services - Asheville
Associated Lab Samples: 92546854001

METHOD BLANK: 3317439 Matrix: Water
Associated Lab Samples: 92546854001

Parameter	Units	Blank Result	Reporting Limit	MDL	Analyzed	Qualifiers
Lead	ug/L	ND	5.0	4.5	07/06/21 14:06	

LABORATORY CONTROL SAMPLE: 3317440

Parameter	Units	Spike Conc.	LCS Result	LCS % Rec	% Rec Limits	Qualifiers
Lead	ug/L	500	486	97	80-120	

MATRIX SPIKE & MATRIX SPIKE DUPLICATE: 3317441 3317442

Parameter	Units	92546259001 Result	MS Spike Conc.	MSD Spike Conc.	MS Result	MSD Result	MS % Rec	MSD % Rec	% Rec Limits	RPD	Max RPD	Qual
Lead	ug/L	ND	500	500	493	493	98	98	75-125	0	20	

Results presented on this page are in the units indicated by the "Units" column except where an alternate unit is presented to the right of the result.

REPORT OF LABORATORY ANALYSIS

This report shall not be reproduced, except in full,
without the written consent of Pace Analytical Services, LLC.

Pace Analytical Services, LLC
9800 Kincey Ave. Suite 100
Huntersville, NC 28078
(704)875-9092

QUALITY CONTROL DATA

Project: 2020-L1-2448 Incident
Pace Project No.: 92546854

QC Batch: 630540
QC Batch Method: SM 6200B
Analysis Method: SM 6200B
Analysis Description: 6200B MSV
Laboratory: Pace Analytical Services - Charlotte

Associated Lab Samples: 92546854001

METHOD BLANK: 3312857 Matrix: Water
Associated Lab Samples: 92546854001

Parameter	Units	Blank Result	Reporting Limit	MDL	Analyzed	Qualifiers
1,1,1,2-Tetrachloroethane	ug/L	ND	0.50	0.31	06/30/21 10:37	
1,1,1-Trichloroethane	ug/L	ND	0.50	0.33	06/30/21 10:37	
1,1,2,2-Tetrachloroethane	ug/L	ND	0.50	0.22	06/30/21 10:37	
1,1,2-Trichloroethane	ug/L	ND	0.50	0.32	06/30/21 10:37	
1,1-Dichloroethane	ug/L	ND	0.50	0.37	06/30/21 10:37	
1,1-Dichloroethene	ug/L	ND	0.50	0.35	06/30/21 10:37	
1,1-Dichloropropene	ug/L	ND	0.50	0.43	06/30/21 10:37	
1,2,3-Trichlorobenzene	ug/L	ND	2.0	0.81	06/30/21 10:37	
1,2,3-Trichloropropane	ug/L	ND	0.50	0.26	06/30/21 10:37	
1,2,4-Trichlorobenzene	ug/L	ND	2.0	0.64	06/30/21 10:37	
1,2,4-Trimethylbenzene	ug/L	ND	0.50	0.50	06/30/21 10:37	
1,2-Dibromo-3-chloropropane	ug/L	ND	1.0	0.34	06/30/21 10:37	
1,2-Dibromoethane (EDB)	ug/L	ND	0.50	0.27	06/30/21 10:37	
1,2-Dichlorobenzene	ug/L	ND	0.50	0.34	06/30/21 10:37	
1,2-Dichloroethane	ug/L	ND	0.50	0.32	06/30/21 10:37	
1,2-Dichloropropane	ug/L	ND	0.50	0.36	06/30/21 10:37	
1,3,5-Trimethylbenzene	ug/L	ND	0.50	0.33	06/30/21 10:37	
1,3-Dichlorobenzene	ug/L	ND	0.50	0.34	06/30/21 10:37	
1,3-Dichloropropane	ug/L	ND	0.50	0.28	06/30/21 10:37	
1,4-Dichlorobenzene	ug/L	ND	0.50	0.33	06/30/21 10:37	
2,2-Dichloropropane	ug/L	ND	0.50	0.39	06/30/21 10:37	
2-Chlorotoluene	ug/L	ND	0.50	0.32	06/30/21 10:37	
4-Chlorotoluene	ug/L	ND	0.50	0.32	06/30/21 10:37	
Benzene	ug/L	ND	0.50	0.34	06/30/21 10:37	
Bromobenzene	ug/L	ND	0.50	0.29	06/30/21 10:37	
Bromochloromethane	ug/L	ND	0.50	0.47	06/30/21 10:37	
Bromodichloromethane	ug/L	ND	0.50	0.31	06/30/21 10:37	
Bromoform	ug/L	ND	0.50	0.34	06/30/21 10:37	
Bromomethane	ug/L	ND	5.0	1.7	06/30/21 10:37	
Carbon tetrachloride	ug/L	ND	0.50	0.33	06/30/21 10:37	
Chlorobenzene	ug/L	ND	0.50	0.28	06/30/21 10:37	
Chloroethane	ug/L	ND	1.0	0.65	06/30/21 10:37	
Chloroform	ug/L	ND	0.50	0.35	06/30/21 10:37	
Chloromethane	ug/L	ND	1.0	0.54	06/30/21 10:37	
cis-1,2-Dichloroethene	ug/L	ND	0.50	0.38	06/30/21 10:37	
cis-1,3-Dichloropropene	ug/L	ND	0.50	0.36	06/30/21 10:37	
Dibromochloromethane	ug/L	ND	0.50	0.36	06/30/21 10:37	
Dibromomethane	ug/L	ND	0.50	0.39	06/30/21 10:37	
Dichlorodifluoromethane	ug/L	ND	0.50	0.35	06/30/21 10:37	
Diisopropyl ether	ug/L	ND	0.50	0.31	06/30/21 10:37	

Results presented on this page are in the units indicated by the "Units" column except where an alternate unit is presented to the right of the result.

REPORT OF LABORATORY ANALYSIS

This report shall not be reproduced, except in full,
without the written consent of Pace Analytical Services, LLC.

Pace Analytical Services, LLC
9800 Kincey Ave. Suite 100
Huntersville, NC 28078
(704)875-9092

QUALITY CONTROL DATA

Project: 2020-L1-2448 Incident
Pace Project No.: 92546854

METHOD BLANK: 3312857 Matrix: Water
Associated Lab Samples: 92546854001

Parameter	Units	Blank Result	Reporting Limit	MDL	Analyzed	Qualifiers
Ethylbenzene	ug/L	ND	0.50	0.30	06/30/21 10:37	
Hexachloro-1,3-butadiene	ug/L	ND	2.0	1.5	06/30/21 10:37	
Isopropylbenzene (Cumene)	ug/L	ND	0.50	0.33	06/30/21 10:37	
m&p-Xylene	ug/L	ND	1.0	0.71	06/30/21 10:37	
Methyl-tert-butyl ether	ug/L	ND	0.50	0.42	06/30/21 10:37	
Methylene Chloride	ug/L	ND	2.0	2.0	06/30/21 10:37	
n-Butylbenzene	ug/L	ND	0.50	0.49	06/30/21 10:37	
n-Propylbenzene	ug/L	ND	0.50	0.34	06/30/21 10:37	
Naphthalene	ug/L	ND	2.0	0.64	06/30/21 10:37	
o-Xylene	ug/L	ND	0.50	0.34	06/30/21 10:37	
sec-Butylbenzene	ug/L	ND	0.50	0.40	06/30/21 10:37	
Styrene	ug/L	ND	0.50	0.29	06/30/21 10:37	
tert-Butylbenzene	ug/L	ND	0.50	0.32	06/30/21 10:37	
Tetrachloroethene	ug/L	ND	0.50	0.29	06/30/21 10:37	
Toluene	ug/L	ND	0.50	0.48	06/30/21 10:37	
trans-1,2-Dichloroethene	ug/L	ND	0.50	0.40	06/30/21 10:37	
trans-1,3-Dichloropropene	ug/L	ND	0.50	0.36	06/30/21 10:37	
Trichloroethene	ug/L	ND	0.50	0.38	06/30/21 10:37	
Trichlorofluoromethane	ug/L	ND	1.0	0.30	06/30/21 10:37	
Vinyl chloride	ug/L	ND	1.0	0.39	06/30/21 10:37	
1,2-Dichloroethane-d4 (S)	%	103	70-130		06/30/21 10:37	
4-Bromofluorobenzene (S)	%	96	70-130		06/30/21 10:37	
Toluene-d8 (S)	%	101	70-130		06/30/21 10:37	

LABORATORY CONTROL SAMPLE: 3312858

Parameter	Units	Spike Conc.	LCS Result	LCS % Rec	% Rec Limits	Qualifiers
1,1,1,2-Tetrachloroethane	ug/L	50	49.0	98	60-140	
1,1,1-Trichloroethane	ug/L	50	47.7	95	60-140	
1,1,2,2-Tetrachloroethane	ug/L	50	50.7	101	60-140	
1,1,2-Trichloroethane	ug/L	50	48.2	96	60-140	
1,1-Dichloroethane	ug/L	50	47.8	96	60-140	
1,1-Dichloroethene	ug/L	50	46.2	92	60-140	
1,1-Dichloropropene	ug/L	50	47.2	94	60-140	
1,2,3-Trichlorobenzene	ug/L	50	52.5	105	60-140	
1,2,3-Trichloropropane	ug/L	50	48.8	98	60-140	
1,2,4-Trichlorobenzene	ug/L	50	52.2	104	60-140	
1,2,4-Trimethylbenzene	ug/L	50	44.9	90	60-140	
1,2-Dibromo-3-chloropropane	ug/L	50	58.7	117	60-140	
1,2-Dibromoethane (EDB)	ug/L	50	50.5	101	60-140	
1,2-Dichlorobenzene	ug/L	50	47.1	94	60-140	
1,2-Dichloroethane	ug/L	50	44.4	89	60-140	
1,2-Dichloropropane	ug/L	50	47.1	94	60-140	
1,3,5-Trimethylbenzene	ug/L	50	45.9	92	60-140	

Results presented on this page are in the units indicated by the "Units" column except where an alternate unit is presented to the right of the result.

REPORT OF LABORATORY ANALYSIS

This report shall not be reproduced, except in full,
without the written consent of Pace Analytical Services, LLC.

Pace Analytical Services, LLC
9800 Kincey Ave. Suite 100
Huntersville, NC 28078
(704)875-9092

QUALITY CONTROL DATA

Project: 2020-L1-2448 Incident
Pace Project No.: 92546854

LABORATORY CONTROL SAMPLE: 3312858

Parameter	Units	Spike Conc.	LCS Result	LCS % Rec	% Rec Limits	Qualifiers
1,3-Dichlorobenzene	ug/L	50	46.8	94	60-140	
1,3-Dichloropropane	ug/L	50	48.6	97	60-140	
1,4-Dichlorobenzene	ug/L	50	47.5	95	60-140	
2,2-Dichloropropane	ug/L	50	49.9	100	60-140	
2-Chlorotoluene	ug/L	50	46.7	93	60-140	
4-Chlorotoluene	ug/L	50	45.4	91	60-140	
Benzene	ug/L	50	45.7	91	60-140	
Bromobenzene	ug/L	50	47.4	95	60-140	
Bromochloromethane	ug/L	50	49.7	99	60-140	
Bromodichloromethane	ug/L	50	49.0	98	60-140	
Bromoform	ug/L	50	53.8	108	60-140	
Bromomethane	ug/L	50	43.0	86	60-140	
Carbon tetrachloride	ug/L	50	47.2	94	60-140	
Chlorobenzene	ug/L	50	46.7	93	60-140	
Chloroethane	ug/L	50	42.8	86	60-140	
Chloroform	ug/L	50	46.2	92	60-140	
Chloromethane	ug/L	50	43.8	88	60-140	
cis-1,2-Dichloroethene	ug/L	50	46.5	93	60-140	
cis-1,3-Dichloropropene	ug/L	50	49.3	99	60-140	
Dibromochloromethane	ug/L	50	51.5	103	60-140	
Dibromomethane	ug/L	50	48.5	97	60-140	
Dichlorodifluoromethane	ug/L	50	39.6	79	60-140	
Diisopropyl ether	ug/L	50	45.8	92	60-140	
Ethylbenzene	ug/L	50	46.6	93	60-140	
Hexachloro-1,3-butadiene	ug/L	50	50.1	100	60-140	
Isopropylbenzene (Cumene)	ug/L	50	48.0	96	60-140	
m&p-Xylene	ug/L	100	92.4	92	60-140	
Methyl-tert-butyl ether	ug/L	50	49.4	99	60-140	
Methylene Chloride	ug/L	50	48.7	97	60-140	
n-Butylbenzene	ug/L	50	46.8	94	60-140	
n-Propylbenzene	ug/L	50	46.0	92	60-140	
Naphthalene	ug/L	50	51.9	104	60-140	
o-Xylene	ug/L	50	46.9	94	60-140	
sec-Butylbenzene	ug/L	50	44.9	90	60-140	
Styrene	ug/L	50	49.2	98	60-140	
tert-Butylbenzene	ug/L	50	39.4	79	60-140	
Tetrachloroethene	ug/L	50	45.4	91	60-140	
Toluene	ug/L	50	43.0	86	60-140	
trans-1,2-Dichloroethene	ug/L	50	47.6	95	60-140	
trans-1,3-Dichloropropene	ug/L	50	50.2	100	60-140	
Trichloroethene	ug/L	50	45.9	92	60-140	
Trichlorofluoromethane	ug/L	50	38.8	78	60-140	
Vinyl chloride	ug/L	50	46.6	93	60-140	
1,2-Dichloroethane-d4 (S)	%			98	70-130	
4-Bromofluorobenzene (S)	%			102	70-130	
Toluene-d8 (S)	%			99	70-130	

Results presented on this page are in the units indicated by the "Units" column except where an alternate unit is presented to the right of the result.

REPORT OF LABORATORY ANALYSIS

This report shall not be reproduced, except in full,
without the written consent of Pace Analytical Services, LLC.

Pace Analytical Services, LLC
9800 Kincey Ave. Suite 100
Huntersville, NC 28078
(704)875-9092

QUALITY CONTROL DATA

Project: 2020-L1-2448 Incident
Pace Project No.: 92546854

MATRIX SPIKE & MATRIX SPIKE DUPLICATE: 3312859 3312860

Parameter	Units	92546855001 Result	MS Spike Conc.	MSD Spike Conc.	MS Result	MSD Result	MS % Rec	MSD % Rec	% Rec Limits	RPD	Max RPD	Qual
1,1,1,2-Tetrachloroethane	ug/L	ND	20	20	16.5	20.5	83	103	60-140	22	30	
1,1,1-Trichloroethane	ug/L	ND	20	20	17.3	21.3	86	107	60-140	21	30	
1,1,2,2-Tetrachloroethane	ug/L	ND	20	20	17.2	21.3	86	107	60-140	21	30	
1,1,2-Trichloroethane	ug/L	ND	20	20	17.4	21.6	87	108	60-140	21	30	
1,1-Dichloroethane	ug/L	ND	20	20	17.5	20.9	88	104	60-140	17	30	
1,1-Dichloroethene	ug/L	ND	20	20	17.8	21.3	89	106	60-140	18	30	
1,1-Dichloropropene	ug/L	ND	20	20	17.6	21.2	88	106	60-140	18	30	
1,2,3-Trichlorobenzene	ug/L	ND	20	20	15.3	20.0	75	99	60-140	27	30	
1,2,3-Trichloropropane	ug/L	ND	20	20	16.8	21.4	84	107	60-140	24	30	
1,2,4-Trichlorobenzene	ug/L	ND	20	20	15.5	19.8	77	99	60-140	24	30	
1,2,4-Trimethylbenzene	ug/L	ND	20	20	15.0	18.6	75	93	60-140	21	30	
1,2-Dibromo-3-chloropropane	ug/L	ND	20	20	17.6	23.3	88	117	60-140	28	30	
1,2-Dibromoethane (EDB)	ug/L	ND	20	20	16.9	21.4	84	107	60-140	24	30	
1,2-Dichlorobenzene	ug/L	ND	20	20	15.0	19.2	75	96	60-140	24	30	
1,2-Dichloroethane	ug/L	ND	20	20	16.4	19.1	82	96	60-140	15	30	
1,2-Dichloropropane	ug/L	ND	20	20	17.5	21.4	87	107	60-140	20	30	
1,3,5-Trimethylbenzene	ug/L	ND	20	20	15.9	19.7	79	98	60-140	21	30	
1,3-Dichlorobenzene	ug/L	ND	20	20	15.0	18.8	75	94	60-140	23	30	
1,3-Dichloropropane	ug/L	ND	20	20	17.1	20.9	85	105	60-140	20	30	
1,4-Dichlorobenzene	ug/L	ND	20	20	15.6	19.3	78	97	60-140	21	30	
2,2-Dichloropropane	ug/L	ND	20	20	15.2	18.8	76	94	60-140	21	30	
2-Chlorotoluene	ug/L	ND	20	20	15.7	19.5	79	97	60-140	21	30	
4-Chlorotoluene	ug/L	ND	20	20	15.4	18.6	77	93	60-140	19	30	
Benzene	ug/L	ND	20	20	16.6	20.6	83	103	60-140	21	30	
Bromobenzene	ug/L	ND	20	20	16.1	19.8	81	99	60-140	21	30	
Bromochloromethane	ug/L	ND	20	20	17.6	20.9	88	104	60-140	17	30	
Bromodichloromethane	ug/L	ND	20	20	16.9	21.2	84	106	60-140	23	30	
Bromoform	ug/L	ND	20	20	16.9	21.3	84	107	60-140	23	30	
Bromomethane	ug/L	ND	20	20	15.6	19.1	78	96	60-140	20	30	
Carbon tetrachloride	ug/L	ND	20	20	16.9	21.0	84	105	60-140	21	30	
Chlorobenzene	ug/L	ND	20	20	16.4	20.0	82	100	60-140	20	30	
Chloroethane	ug/L	ND	20	20	19.3	21.1	97	106	60-140	9	30	
Chloroform	ug/L	ND	20	20	17.8	21.5	89	107	60-140	19	30	
Chloromethane	ug/L	ND	20	20	16.4	19.3	82	96	60-140	16	30	
cis-1,2-Dichloroethene	ug/L	ND	20	20	17.3	20.7	87	104	60-140	18	30	
cis-1,3-Dichloropropene	ug/L	ND	20	20	16.3	20.5	82	103	60-140	23	30	
Dibromochloromethane	ug/L	ND	20	20	17.1	20.5	85	102	60-140	18	30	
Dibromomethane	ug/L	ND	20	20	17.1	21.2	85	106	60-140	21	30	
Dichlorodifluoromethane	ug/L	ND	20	20	14.7	17.5	74	87	60-140	17	30	
Diisopropyl ether	ug/L	ND	20	20	16.6	20.1	83	100	60-140	19	30	
Ethylbenzene	ug/L	ND	20	20	16.5	20.1	83	100	60-140	19	30	
Hexachloro-1,3-butadiene	ug/L	ND	20	20	15.9	20.0	80	100	60-140	23	30	
Isopropylbenzene (Cumene)	ug/L	ND	20	20	16.7	20.2	84	101	60-140	19	30	
m&p-Xylene	ug/L	ND	40	40	31.9	39.0	80	98	60-140	20	30	

Results presented on this page are in the units indicated by the "Units" column except where an alternate unit is presented to the right of the result.

REPORT OF LABORATORY ANALYSIS

This report shall not be reproduced, except in full,
without the written consent of Pace Analytical Services, LLC.

Pace Analytical Services, LLC
9800 Kincey Ave. Suite 100
Huntersville, NC 28078
(704)875-9092

QUALITY CONTROL DATA

Project: 2020-L1-2448 Incident
Pace Project No.: 92546854

MATRIX SPIKE & MATRIX SPIKE DUPLICATE: 3312859 3312860

Parameter	Units	92546855001 Result	MS Spike Conc.	MSD Spike Conc.	MS Result	MSD Result	MS % Rec	MSD % Rec	% Rec Limits	RPD	Max RPD	Qual
Methyl-tert-butyl ether	ug/L	ND	20	20	17.1	20.8	86	104	60-140	20	30	
Methylene Chloride	ug/L	ND	20	20	17.9	21.7	90	108	60-140	19	30	
n-Butylbenzene	ug/L	ND	20	20	15.6	19.2	78	96	60-140	21	30	
n-Propylbenzene	ug/L	ND	20	20	15.9	19.5	79	97	60-140	20	30	
Naphthalene	ug/L	ND	20	20	14.5	19.4	70	95	60-140	29	30	
o-Xylene	ug/L	ND	20	20	16.0	19.7	80	99	60-140	21	30	
sec-Butylbenzene	ug/L	ND	20	20	15.9	19.2	80	96	60-140	18	30	
Styrene	ug/L	ND	20	20	16.1	19.8	81	99	60-140	20	30	
tert-Butylbenzene	ug/L	ND	20	20	13.8	17.1	69	85	60-140	21	30	
Tetrachloroethene	ug/L	ND	20	20	16.1	19.7	81	99	60-140	20	30	
Toluene	ug/L	ND	20	20	15.9	20.0	80	100	60-140	23	30	
trans-1,2-Dichloroethene	ug/L	ND	20	20	17.5	21.1	88	105	60-140	18	30	
trans-1,3-Dichloropropene	ug/L	ND	20	20	16.0	20.6	80	103	60-140	25	30	
Trichloroethene	ug/L	ND	20	20	16.7	20.7	83	104	60-140	22	30	
Trichlorofluoromethane	ug/L	ND	20	20	17.3	20.1	87	100	60-140	15	30	
Vinyl chloride	ug/L	ND	20	20	17.6	21.1	88	105	60-140	18	30	
1,2-Dichloroethane-d4 (S)	%						105	98	70-130			
4-Bromofluorobenzene (S)	%						99	100	70-130			
Toluene-d8 (S)	%						99	101	70-130			

Results presented on this page are in the units indicated by the "Units" column except where an alternate unit is presented to the right of the result.

REPORT OF LABORATORY ANALYSIS

This report shall not be reproduced, except in full,
without the written consent of Pace Analytical Services, LLC.

Pace Analytical Services, LLC
9800 Kincey Ave. Suite 100
Huntersville, NC 28078
(704)875-9092

QUALIFIERS

Project: 2020-L1-2448 Incident
Pace Project No.: 92546854

DEFINITIONS

DF - Dilution Factor, if reported, represents the factor applied to the reported data due to dilution of the sample aliquot.

ND - Not Detected at or above adjusted reporting limit.

TNTC - Too Numerous To Count

J - Estimated concentration above the adjusted method detection limit and below the adjusted reporting limit.

MDL - Adjusted Method Detection Limit.

PQL - Practical Quantitation Limit.

RL - Reporting Limit - The lowest concentration value that meets project requirements for quantitative data with known precision and bias for a specific analyte in a specific matrix.

S - Surrogate

1,2-Diphenylhydrazine decomposes to and cannot be separated from Azobenzene using Method 8270. The result for each analyte is a combined concentration.

Consistent with EPA guidelines, unrounded data are displayed and have been used to calculate % recovery and RPD values.

LCS(D) - Laboratory Control Sample (Duplicate)

MS(D) - Matrix Spike (Duplicate)

DUP - Sample Duplicate

RPD - Relative Percent Difference

NC - Not Calculable.

SG - Silica Gel - Clean-Up

U - Indicates the compound was analyzed for, but not detected.

Acid preservation may not be appropriate for 2 Chloroethylvinyl ether.

A separate vial preserved to a pH of 4-5 is recommended in SW846 Chapter 4 for the analysis of Acrolein and Acrylonitrile by EPA Method 8260.

N-Nitrosodiphenylamine decomposes and cannot be separated from Diphenylamine using Method 8270. The result reported for each analyte is a combined concentration.

Pace Analytical is TNI accredited. Contact your Pace PM for the current list of accredited analytes.

TNI - The NELAC Institute.

ANALYTE QUALIFIERS

N2	The lab does not hold NELAC/TNI accreditation for this parameter but other accreditations/certifications may apply. A complete list of accreditations/certifications is available upon request.

This report shall not be reproduced, except in full,
without the written consent of Pace Analytical Services, LLC.

Pace Analytical Services, LLC
9800 Kincey Ave. Suite 100
Huntersville, NC 28078
(704)875-9092

QUALITY CONTROL DATA CROSS REFERENCE TABLE

Project: 2020-L1-2448 Incident
Pace Project No.: 92546854

Lab ID	Sample ID	QC Batch Method	QC Batch	Analytical Method	Analytical Batch
92546854001	**13800_HC_RD_20210629**	MADEP VPH	631020		
92546854001	**13800_HC_RD_20210629**	EPA 3010A	631445	EPA 6010D	631455
92546854001	**13800_HC_RD_20210629**	SM 6200B	630540		

This report shall not be reproduced, except in full,
without the written consent of Pace Analytical Services, LLC.

Pace Analytical

CHAIN-OF-CUSTODY Analytical Request Document

Chain-of-Custody is a LEGAL DOCUMENT - Complete all relevent fields

LAB USE ONLY- Affi

WO# : 92546854

92546854

ALL S

Container Preserva

** Preservative Types: (1) nitric acid, (2) sulfuric acid, (3) hydrochloric acid, (4) sodium hydroxide, (5) zinc acetate, (6) methanol, (7) sodium bisulfate, (8) sodium thiosulfate, (9) hexane, (A) ascorbic acid, (B) ammonium sulfate, (C) ammonium hydroxide, (D) TSP, (U) Unpreserved, (O) Other _____

Company: Apex Companies	Billing Information:	
Address:		
Report To: Andrew Street	Email To: Andrew.Street@apexcos.com	
Copy To:	Site Collection Info/Address: 13800 Huntersville Concord Rd	
Customer Project Name/Number: 2020-LI-2448 Incident	State: NC County/City: Huntersville Time Zone Collected: [ ] PT [ ] MT [ ] CT [ ] ET	
Phone: Email:	Site/Facility ID #:	Compliance Monitoring? [ ] Yes [ ] No
Collected By (print): Naomi Fretz	Purchase Order #: Quote #:	DW PWS ID #: DW Location Code:
Collected By (signature): Naomi Fretz	Turnaround Date Required: ASAP	Immediately Packed on Ice: [ ] Yes [ ] No
Sample Disposal: [ ] Dispose as appropriate [ ] Return [ ] Archive: _____ [ ] Hold: _____	Rush: [ ] Same Day [ ] Next Day [ ] 2 Day [ ] 3 Day [ ] 4 Day [ ] 5 Day (Expedite Charges Apply)	Field Filtered (if applicable): [ ] Yes [ ] No Analysis: _____

* Matrix Codes (Insert in Matrix box below): Drinking Water (DW), Ground Water (GW), Wastewater (WW), Product (P), Soil/Solid (SL), Oil (OL), Wipe (WP), Air (AR), Tissue (TS), Bioassay (B), Vapor (V), Other (OT)

Customer Sample ID	Matrix *	Comp / Grab	Collected (or Composite Start) Date	Collected (or Composite Start) Time	Composite End Date	Composite End Time	Res Cl	# of Ctns	VOCs 6200B	MADEP VPH	Lead
13800-HC-BG-20210629	DW	G	6-29-21	0750				8	X	X	X

Lab Profile/Line:

Lab Sample Receipt Checklist:

Custody Seals Present/Intact	Y (N) NA
Custody Signatures Present	(Y) N NA
Collector Signature Present	(Y) N NA
Bottles Intact	(Y) N NA
Correct Bottles	(Y) N NA
Sufficient Volume	(Y) N NA
Samples Received on Ice	(Y) N NA
VOA - Headspace Acceptable	(Y) N NA
USDA Regulated Soils	Y (N) NA
Samples in Holding Time	(Y) N NA
Residual Chlorine Present	Y N (NA)
Cl Strips: _____	
Sample pH Acceptable	(Y) N NA
pH Strips: 223819AV	
Sulfide Present	Y N (NA)
Lead Acetate Strips: _____	

LAB USE ONLY:
Lab Sample # / Comments:

92546854
001

Customer Remarks / Special Conditions / Possible Hazards:

Type of Ice Used: (Wet) Blue Dry None

Packing Material Used:

Radchem sample(s) screened (<500 cpm): Y N (NA)

SHORT HOLDS PRESENT (<72 hours): Y (N) N/A

Lab Tracking #: 2632744

Samples received via: FEDEX UPS (Client) Courier Pace Courier

Lab Sample Temperature Info:
Temp Blank Received: Y (N) NA
Therm ID#: 227064
Cooler 1 Temp Upon Receipt: 2.8 oC
Cooler 1 Therm Corr. Factor: -.1 oC
Cooler 1 Corrected Temp: 2.7 oC
Comments:

Relinquished by/Company: (Signature)	Date/Time:	Received by/Company: (Signature)	Date/Time:
Naomi Fretz / Apex	6-29-21 1240	Jake Whitman Para	6-29-21 1240
Relinquished by/Company: (Signature)	Date/Time:	Received by/Company: (Signature)	Date/Time:
Relinquished by/Company: (Signature)	Date/Time:	Received by/Company: (Signature)	Date/Time:

MTJL LAB USE ONLY
Table #:
Acctnum:
Template:
Prelogin:
PM:
PB:

Trip Blank Received: Y (N) NA
HCL MeOH TSP Other

Non Conformance(s): YES / (NO)

Page: _____ of: _____

***Check mark top half of box if pH and/or dechlorination is verified and within the acceptance range for preservation samples.**

Exceptions: VOA, Coliform, TOC, Oil and Grease, DRO/8015 (water) DOC, LLHg

****Bottom half of box is to list number of bottles**

Project # **WO#: 92546854**

PM: AMB Due Date: 07/07/21

CLIENT: 92-APEX MOOR

Item#	BP4U-125 mL Plastic Unpreserved (N/A) (Cl-)	BP3U-250 mL Plastic Unpreserved (N/A)	BP2U-500 mL Plastic Unpreserved (N/A)	BP1U-1 liter Plastic Unpreserved (N/A)	BP4S-125 mL Plastic H2SO4 (pH < 2) (Cl-)	BP3N-250 mL plastic HNO3 (pH < 2)	BP4Z-125 mL Plastic ZN Acetate & NaOH (>9)	BP4C-125 mL Plastic NaOH (pH > 12) (Cl-)	WGFU-Wide-mouthed Glass jar Unpreserved	AG1U-1 liter Amber Unpreserved (N/A) (Cl-)	AG1H-1 liter Amber HCl (pH < 2)	AG3U-250 mL Amber Unpreserved (N/A) (Cl-)	AG1S-1 liter Amber H2SO4 (pH < 2)	AG3S-250 mL Amber H2SO4 (pH < 2)	AG3A(DG3A)-250 mL Amber NH4Cl (N/A)(Cl-)	DG9H-40 mL VOA HCl (N/A)	VG9T-40 mL VOA Na2S2O3 (N/A)	VG9U-40 mL VOA Unp (N/A)	DG9P-40 mL VOA H3PO4 (N/A)	VOAK (6 vials per kit)-5035 kit (N/A)	V/GK (3 vials per kit)-VPH/Gas kit (N/A)	SP5T-125 mL Sterile Plastic (N/A – lab)	SP2T-250 mL Sterile Plastic (N/A – lab)		BP3A-250 mL Plastic (NH2)2SO4 (9.3-9.7)	AG0U-100 mL Amber Unpreserved vials (N/A)	VSGU-20 mL Scintillation vials (N/A)	DG9U-40 mL Amber Unpreserved vials (N/A)
1						✓										7													
2																													
3																													
4																													
5																													
6																													
7																													
8																													
9																													
10																													
11																													
12																													

pH Adjustment Log for Preserved Samples

Sample ID	Type of Preservative	pH upon receipt	Date preservation adjusted	Time preservation adjusted	Amount of Preservative added	Lot #

Note: Whenever there is a discrepancy affecting North Carolina compliance samples, a copy of this form will be sent to the North Carolina DEHNR Certification Office (i.e. Out of hold, incorrect preservative, out of temp, incorrect containers.

Pace Analytical Services, LLC
9800 Kincey Ave. Suite 100
Huntersville, NC 28078
(704)875-9092

July 07, 2021

Andrew Street
Apex Companies - NC
5900 Northwoods Business Pkwy
Suite 5900-0
Charlotte, NC 28269

RE: Project: 2020-L1-2448 Incident
Pace Project No.: 92546855

Dear Andrew Street:

Enclosed are the analytical results for sample(s) received by the laboratory on June 29, 2021. The results relate only to the samples included in this report. Results reported herein conform to the applicable TNI/NELAC Standards and the laboratory's Quality Manual, where applicable, unless otherwise noted in the body of the report.

The test results provided in this final report were generated by each of the following laboratories within the Pace Network:

- Pace Analytical Services - Asheville
- Pace Analytical Services - Charlotte

If you have any questions concerning this report, please feel free to contact me.

Sincerely,

Angela M. Baioni

Angela Baioni
angela.baioni@pacelabs.com
(704)875-9092
Project Manager

Enclosures

cc: J Culbreath, Colonial Pipeline Company
Naomi Fretz, APEX Companies, LLC
Robert Hughes, Colonial Pipeline
Cameron Lee, Montrose-EPS
Jamie Moran, APEX Companies, LLC
Jeff Morrison, Colonial Pipeline Company
Tom Naumann, APEX Companies - NC
Joe Nicolette, Montrose-EPS
Christopher Schultz, Apex Companies
Matt Teixeira, Apex Companies, LLC
Michael Verdon, Colonial Pipeline Company
JM Wyatt, Colonial Pipeline Company

REPORT OF LABORATORY ANALYSIS

This report shall not be reproduced, except in full,
without the written consent of Pace Analytical Services, LLC.

Pace Analytical Services, LLC
9800 Kincey Ave. Suite 100
Huntersville, NC 28078
(704)875-9092

CERTIFICATIONS

Project: 2020-L1-2448 Incident
Pace Project No.: 92546855

Pace Analytical Services Charlotte

9800 Kincey Ave. Ste 100, Huntersville, NC 28078
Louisiana/NELAP Certification # LA170028
North Carolina Drinking Water Certification #: 37706
North Carolina Field Services Certification #: 5342
North Carolina Wastewater Certification #: 12
South Carolina Certification #: 99006001
Florida/NELAP Certification #: E87627
Kentucky UST Certification #: 84
Virginia/VELAP Certification #: 460221

Pace Analytical Services Asheville

2225 Riverside Drive, Asheville, NC 28804
Florida/NELAP Certification #: E87648
North Carolina Drinking Water Certification #: 37712
North Carolina Wastewater Certification #: 40
South Carolina Certification #: 99030001
Virginia/VELAP Certification #: 460222

This report shall not be reproduced, except in full,
without the written consent of Pace Analytical Services, LLC.

Pace Analytical Services, LLC
9800 Kincey Ave. Suite 100
Huntersville, NC 28078
(704)875-9092

SAMPLE SUMMARY

Project: 2020-L1-2448 Incident
Pace Project No.: 92546855

Lab ID	Sample ID	Matrix	Date Collected	Date Received
92546855001	**13926A_HC_RD_20210629**	Water	06/29/21 11:49	06/29/21 12:40

REPORT OF LABORATORY ANALYSIS

This report shall not be reproduced, except in full,
without the written consent of Pace Analytical Services, LLC.

Pace Analytical Services, LLC
9800 Kincey Ave. Suite 100
Huntersville, NC 28078
(704)875-9092

SAMPLE ANALYTE COUNT

Project: 2020-L1-2448 Incident
Pace Project No.: 92546855

Lab ID	Sample ID	Method	Analysts	Analytes Reported	Laboratory
92546855001	**13926A_HC_RD_20210629**	MADEP VPH	MAD	6	PASI-C
		EPA 6010D	CBV	1	PASI-A
		SM 6200B	SAS	63	PASI-C

PASI-A = Pace Analytical Services - Asheville
PASI-C = Pace Analytical Services - Charlotte

This report shall not be reproduced, except in full,
without the written consent of Pace Analytical Services, LLC.

Pace Analytical Services, LLC
9800 Kincey Ave. Suite 100
Huntersville, NC 28078
(704)875-9092

ANALYTICAL RESULTS

Project: 2020-L1-2448 Incident
Pace Project No.: 92546855

Sample: 13926A_HC_RD_20210629 **Lab ID: 92546855001** Collected: 06/29/21 11:49 Received: 06/29/21 12:40 Matrix: Water

Parameters	Results	Units	Report Limit	MDL	DF	Prepared	Analyzed	CAS No.	Qual
VPH NC Water	Analytical Method: MADEP VPH Pace Analytical Services - Charlotte								
Total VPH (C5-C12)	ND	ug/L	50.0	50.0	1		07/01/21 19:40		N2
Aliphatic (C05-C08)	ND	ug/L	50.0	50.0	1		07/01/21 19:40		N2
Aliphatic(C09-C12) Adjusted	ND	ug/L	50.0	50.0	1		07/01/21 19:40		N2
Aromatic (C09-C10)	ND	ug/L	50.0	50.0	1		07/01/21 19:40		N2
Surrogates									
4-Bromofluorobenzene (FID) (S)	104	%	70-130		1		07/01/21 19:40	460-00-4	
4-Bromofluorobenzene (PID) (S)	102	%	70-130		1		07/01/21 19:40	460-00-4	
6010 MET ICP	Analytical Method: EPA 6010D Preparation Method: EPA 3010A Pace Analytical Services - Asheville								
Lead	ND	ug/L	5.0	4.5	1	07/04/21 17:46	07/05/21 21:20	7439-92-1	
6200B MSV	Analytical Method: SM 6200B Pace Analytical Services - Charlotte								
Benzene	ND	ug/L	0.50	0.34	1		06/30/21 10:55	71-43-2	
Bromobenzene	ND	ug/L	0.50	0.29	1		06/30/21 10:55	108-86-1	
Bromochloromethane	ND	ug/L	0.50	0.47	1		06/30/21 10:55	74-97-5	
Bromodichloromethane	ND	ug/L	0.50	0.31	1		06/30/21 10:55	75-27-4	
Bromoform	ND	ug/L	0.50	0.34	1		06/30/21 10:55	75-25-2	
Bromomethane	ND	ug/L	5.0	1.7	1		06/30/21 10:55	74-83-9	
n-Butylbenzene	ND	ug/L	0.50	0.49	1		06/30/21 10:55	104-51-8	
sec-Butylbenzene	ND	ug/L	0.50	0.40	1		06/30/21 10:55	135-98-8	
tert-Butylbenzene	ND	ug/L	0.50	0.32	1		06/30/21 10:55	98-06-6	
Carbon tetrachloride	ND	ug/L	0.50	0.33	1		06/30/21 10:55	56-23-5	
Chlorobenzene	ND	ug/L	0.50	0.28	1		06/30/21 10:55	108-90-7	
Chloroethane	ND	ug/L	1.0	0.65	1		06/30/21 10:55	75-00-3	
Chloroform	ND	ug/L	0.50	0.35	1		06/30/21 10:55	67-66-3	
Chloromethane	ND	ug/L	1.0	0.54	1		06/30/21 10:55	74-87-3	
2-Chlorotoluene	ND	ug/L	0.50	0.32	1		06/30/21 10:55	95-49-8	
4-Chlorotoluene	ND	ug/L	0.50	0.32	1		06/30/21 10:55	106-43-4	
1,2-Dibromo-3-chloropropane	ND	ug/L	1.0	0.34	1		06/30/21 10:55	96-12-8	
Dibromochloromethane	ND	ug/L	0.50	0.36	1		06/30/21 10:55	124-48-1	
1,2-Dibromoethane (EDB)	ND	ug/L	0.50	0.27	1		06/30/21 10:55	106-93-4	
Dibromomethane	ND	ug/L	0.50	0.39	1		06/30/21 10:55	74-95-3	
1,2-Dichlorobenzene	ND	ug/L	0.50	0.34	1		06/30/21 10:55	95-50-1	
1,3-Dichlorobenzene	ND	ug/L	0.50	0.34	1		06/30/21 10:55	541-73-1	
1,4-Dichlorobenzene	ND	ug/L	0.50	0.33	1		06/30/21 10:55	106-46-7	
Dichlorodifluoromethane	ND	ug/L	0.50	0.35	1		06/30/21 10:55	75-71-8	
1,1-Dichloroethane	ND	ug/L	0.50	0.37	1		06/30/21 10:55	75-34-3	
1,2-Dichloroethane	ND	ug/L	0.50	0.32	1		06/30/21 10:55	107-06-2	
1,1-Dichloroethene	ND	ug/L	0.50	0.35	1		06/30/21 10:55	75-35-4	
cis-1,2-Dichloroethene	ND	ug/L	0.50	0.38	1		06/30/21 10:55	156-59-2	
trans-1,2-Dichloroethene	ND	ug/L	0.50	0.40	1		06/30/21 10:55	156-60-5	
1,2-Dichloropropane	ND	ug/L	0.50	0.36	1		06/30/21 10:55	78-87-5	
1,3-Dichloropropane	ND	ug/L	0.50	0.28	1		06/30/21 10:55	142-28-9	

REPORT OF LABORATORY ANALYSIS

This report shall not be reproduced, except in full,
without the written consent of Pace Analytical Services, LLC.

Pace Analytical Services, LLC
9800 Kincey Ave. Suite 100
Huntersville, NC 28078
(704)875-9092

ANALYTICAL RESULTS

Project: 2020-L1-2448 Incident
Pace Project No.: 92546855

Sample: 13926A_HC_RD_20210629 **Lab ID: 92546855001** Collected: 06/29/21 11:49 Received: 06/29/21 12:40 Matrix: Water

Parameters	Results	Units	Report Limit	MDL	DF	Prepared	Analyzed	CAS No.	Qual
6200B MSV	Analytical Method: SM 6200B Pace Analytical Services - Charlotte								
2,2-Dichloropropane	ND	ug/L	0.50	0.39	1		06/30/21 10:55	594-20-7	
1,1-Dichloropropene	ND	ug/L	0.50	0.43	1		06/30/21 10:55	563-58-6	
cis-1,3-Dichloropropene	ND	ug/L	0.50	0.36	1		06/30/21 10:55	10061-01-5	
trans-1,3-Dichloropropene	ND	ug/L	0.50	0.36	1		06/30/21 10:55	10061-02-6	
Diisopropyl ether	ND	ug/L	0.50	0.31	1		06/30/21 10:55	108-20-3	
Ethylbenzene	ND	ug/L	0.50	0.30	1		06/30/21 10:55	100-41-4	
Hexachloro-1,3-butadiene	ND	ug/L	2.0	1.5	1		06/30/21 10:55	87-68-3	
Isopropylbenzene (Cumene)	ND	ug/L	0.50	0.33	1		06/30/21 10:55	98-82-8	
Methylene Chloride	ND	ug/L	2.0	2.0	1		06/30/21 10:55	75-09-2	
Methyl-tert-butyl ether	ND	ug/L	0.50	0.42	1		06/30/21 10:55	1634-04-4	
Naphthalene	ND	ug/L	2.0	0.64	1		06/30/21 10:55	91-20-3	
n-Propylbenzene	ND	ug/L	0.50	0.34	1		06/30/21 10:55	103-65-1	
Styrene	ND	ug/L	0.50	0.29	1		06/30/21 10:55	100-42-5	
1,1,1,2-Tetrachloroethane	ND	ug/L	0.50	0.31	1		06/30/21 10:55	630-20-6	
1,1,2,2-Tetrachloroethane	ND	ug/L	0.50	0.22	1		06/30/21 10:55	79-34-5	
Tetrachloroethene	ND	ug/L	0.50	0.29	1		06/30/21 10:55	127-18-4	
Toluene	ND	ug/L	0.50	0.48	1		06/30/21 10:55	108-88-3	
1,2,3-Trichlorobenzene	ND	ug/L	2.0	0.81	1		06/30/21 10:55	87-61-6	
1,2,4-Trichlorobenzene	ND	ug/L	2.0	0.64	1		06/30/21 10:55	120-82-1	
1,1,1-Trichloroethane	ND	ug/L	0.50	0.33	1		06/30/21 10:55	71-55-6	
1,1,2-Trichloroethane	ND	ug/L	0.50	0.32	1		06/30/21 10:55	79-00-5	
Trichloroethene	ND	ug/L	0.50	0.38	1		06/30/21 10:55	79-01-6	
Trichlorofluoromethane	ND	ug/L	1.0	0.30	1		06/30/21 10:55	75-69-4	
1,2,3-Trichloropropane	ND	ug/L	0.50	0.26	1		06/30/21 10:55	96-18-4	
1,2,4-Trimethylbenzene	ND	ug/L	0.50	0.50	1		06/30/21 10:55	95-63-6	
1,3,5-Trimethylbenzene	ND	ug/L	0.50	0.33	1		06/30/21 10:55	108-67-8	
Vinyl chloride	ND	ug/L	1.0	0.39	1		06/30/21 10:55	75-01-4	
m&p-Xylene	ND	ug/L	1.0	0.71	1		06/30/21 10:55	179601-23-1	
o-Xylene	ND	ug/L	0.50	0.34	1		06/30/21 10:55	95-47-6	
Surrogates									
1,2-Dichloroethane-d4 (S)	102	%	70-130		1		06/30/21 10:55	17060-07-0	
4-Bromofluorobenzene (S)	98	%	70-130		1		06/30/21 10:55	460-00-4	
Toluene-d8 (S)	100	%	70-130		1		06/30/21 10:55	2037-26-5	

REPORT OF LABORATORY ANALYSIS

This report shall not be reproduced, except in full,
without the written consent of Pace Analytical Services, LLC.

Pace Analytical Services, LLC
9800 Kincey Ave. Suite 100
Huntersville, NC 28078
(704)875-9092

QUALITY CONTROL DATA

Project: 2020-L1-2448 Incident
Pace Project No.: 92546855

QC Batch: 631020
QC Batch Method: MADEP VPH
Analysis Method: MADEP VPH
Analysis Description: VPH NC Water
Laboratory: Pace Analytical Services - Charlotte
Associated Lab Samples: 92546855001

METHOD BLANK: 3315283 Matrix: Water
Associated Lab Samples: 92546855001

Parameter	Units	Blank Result	Reporting Limit	MDL	Analyzed	Qualifiers
Aliphatic (C05-C08)	ug/L	ND	50.0	50.0	07/01/21 14:53	N2
Aromatic (C09-C10)	ug/L	ND	50.0	50.0	07/01/21 14:53	N2
4-Bromofluorobenzene (FID) (S)	%	105	70-130		07/01/21 14:53	
4-Bromofluorobenzene (PID) (S)	%	103	70-130		07/01/21 14:53	

LABORATORY CONTROL SAMPLE & LCSD: 3315284 3315285

Parameter	Units	Spike Conc.	LCS Result	LCSD Result	LCS % Rec	LCSD % Rec	% Rec Limits	RPD	Max RPD	Qualifiers
Aliphatic (C05-C08)	ug/L	300	333	321	111	107	70-130	4	25	N2
Aromatic (C09-C10)	ug/L	100	115	112	115	112	70-130	2	25	N2
4-Bromofluorobenzene (FID) (S)	%				108	103	70-130			
4-Bromofluorobenzene (PID) (S)	%				103	98	70-130			

Results presented on this page are in the units indicated by the "Units" column except where an alternate unit is presented to the right of the result.

REPORT OF LABORATORY ANALYSIS

This report shall not be reproduced, except in full,
without the written consent of Pace Analytical Services, LLC.

Pace Analytical Services, LLC
9800 Kincey Ave. Suite 100
Huntersville, NC 28078
(704)875-9092

QUALITY CONTROL DATA

Project: 2020-L1-2448 Incident
Pace Project No.: 92546855

QC Batch: 631445
QC Batch Method: EPA 3010A
Analysis Method: EPA 6010D
Analysis Description: 6010 MET
Laboratory: Pace Analytical Services - Asheville
Associated Lab Samples: 92546855001

METHOD BLANK: 3317439 Matrix: Water
Associated Lab Samples: 92546855001

Parameter	Units	Blank Result	Reporting Limit	MDL	Analyzed	Qualifiers
Lead	ug/L	ND	5.0	4.5	07/06/21 14:06	

LABORATORY CONTROL SAMPLE: 3317440

Parameter	Units	Spike Conc.	LCS Result	LCS % Rec	% Rec Limits	Qualifiers
Lead	ug/L	500	486	97	80-120	

MATRIX SPIKE & MATRIX SPIKE DUPLICATE: 3317441 3317442

Parameter	Units	92546259001 Result	MS Spike Conc.	MSD Spike Conc.	MS Result	MSD Result	MS % Rec	MSD % Rec	% Rec Limits	RPD	Max RPD	Qual
Lead	ug/L	ND	500	500	493	493	98	98	75-125	0	20	

Results presented on this page are in the units indicated by the "Units" column except where an alternate unit is presented to the right of the result.

REPORT OF LABORATORY ANALYSIS

This report shall not be reproduced, except in full,
without the written consent of Pace Analytical Services, LLC.

Pace Analytical Services, LLC
9800 Kincey Ave. Suite 100
Huntersville, NC 28078
(704)875-9092

QUALITY CONTROL DATA

Project: 2020-L1-2448 Incident
Pace Project No.: 92546855

QC Batch: 630540
QC Batch Method: SM 6200B
Analysis Method: SM 6200B
Analysis Description: 6200B MSV
Laboratory: Pace Analytical Services - Charlotte

Associated Lab Samples: 92546855001

METHOD BLANK: 3312857 Matrix: Water
Associated Lab Samples: 92546855001

Parameter	Units	Blank Result	Reporting Limit	MDL	Analyzed	Qualifiers
1,1,1,2-Tetrachloroethane	ug/L	ND	0.50	0.31	06/30/21 10:37	
1,1,1-Trichloroethane	ug/L	ND	0.50	0.33	06/30/21 10:37	
1,1,2,2-Tetrachloroethane	ug/L	ND	0.50	0.22	06/30/21 10:37	
1,1,2-Trichloroethane	ug/L	ND	0.50	0.32	06/30/21 10:37	
1,1-Dichloroethane	ug/L	ND	0.50	0.37	06/30/21 10:37	
1,1-Dichloroethene	ug/L	ND	0.50	0.35	06/30/21 10:37	
1,1-Dichloropropene	ug/L	ND	0.50	0.43	06/30/21 10:37	
1,2,3-Trichlorobenzene	ug/L	ND	2.0	0.81	06/30/21 10:37	
1,2,3-Trichloropropane	ug/L	ND	0.50	0.26	06/30/21 10:37	
1,2,4-Trichlorobenzene	ug/L	ND	2.0	0.64	06/30/21 10:37	
1,2,4-Trimethylbenzene	ug/L	ND	0.50	0.50	06/30/21 10:37	
1,2-Dibromo-3-chloropropane	ug/L	ND	1.0	0.34	06/30/21 10:37	
1,2-Dibromoethane (EDB)	ug/L	ND	0.50	0.27	06/30/21 10:37	
1,2-Dichlorobenzene	ug/L	ND	0.50	0.34	06/30/21 10:37	
1,2-Dichloroethane	ug/L	ND	0.50	0.32	06/30/21 10:37	
1,2-Dichloropropane	ug/L	ND	0.50	0.36	06/30/21 10:37	
1,3,5-Trimethylbenzene	ug/L	ND	0.50	0.33	06/30/21 10:37	
1,3-Dichlorobenzene	ug/L	ND	0.50	0.34	06/30/21 10:37	
1,3-Dichloropropane	ug/L	ND	0.50	0.28	06/30/21 10:37	
1,4-Dichlorobenzene	ug/L	ND	0.50	0.33	06/30/21 10:37	
2,2-Dichloropropane	ug/L	ND	0.50	0.39	06/30/21 10:37	
2-Chlorotoluene	ug/L	ND	0.50	0.32	06/30/21 10:37	
4-Chlorotoluene	ug/L	ND	0.50	0.32	06/30/21 10:37	
Benzene	ug/L	ND	0.50	0.34	06/30/21 10:37	
Bromobenzene	ug/L	ND	0.50	0.29	06/30/21 10:37	
Bromochloromethane	ug/L	ND	0.50	0.47	06/30/21 10:37	
Bromodichloromethane	ug/L	ND	0.50	0.31	06/30/21 10:37	
Bromoform	ug/L	ND	0.50	0.34	06/30/21 10:37	
Bromomethane	ug/L	ND	5.0	1.7	06/30/21 10:37	
Carbon tetrachloride	ug/L	ND	0.50	0.33	06/30/21 10:37	
Chlorobenzene	ug/L	ND	0.50	0.28	06/30/21 10:37	
Chloroethane	ug/L	ND	1.0	0.65	06/30/21 10:37	
Chloroform	ug/L	ND	0.50	0.35	06/30/21 10:37	
Chloromethane	ug/L	ND	1.0	0.54	06/30/21 10:37	
cis-1,2-Dichloroethene	ug/L	ND	0.50	0.38	06/30/21 10:37	
cis-1,3-Dichloropropene	ug/L	ND	0.50	0.36	06/30/21 10:37	
Dibromochloromethane	ug/L	ND	0.50	0.36	06/30/21 10:37	
Dibromomethane	ug/L	ND	0.50	0.39	06/30/21 10:37	
Dichlorodifluoromethane	ug/L	ND	0.50	0.35	06/30/21 10:37	
Diisopropyl ether	ug/L	ND	0.50	0.31	06/30/21 10:37	

Results presented on this page are in the units indicated by the "Units" column except where an alternate unit is presented to the right of the result.

REPORT OF LABORATORY ANALYSIS

This report shall not be reproduced, except in full,
without the written consent of Pace Analytical Services, LLC.

Pace Analytical Services, LLC
9800 Kincey Ave. Suite 100
Huntersville, NC 28078
(704)875-9092

QUALITY CONTROL DATA

Project: 2020-L1-2448 Incident
Pace Project No.: 92546855

METHOD BLANK: 3312857 Matrix: Water
Associated Lab Samples: 92546855001

Parameter	Units	Blank Result	Reporting Limit	MDL	Analyzed	Qualifiers
Ethylbenzene	ug/L	ND	0.50	0.30	06/30/21 10:37	
Hexachloro-1,3-butadiene	ug/L	ND	2.0	1.5	06/30/21 10:37	
Isopropylbenzene (Cumene)	ug/L	ND	0.50	0.33	06/30/21 10:37	
m&p-Xylene	ug/L	ND	1.0	0.71	06/30/21 10:37	
Methyl-tert-butyl ether	ug/L	ND	0.50	0.42	06/30/21 10:37	
Methylene Chloride	ug/L	ND	2.0	2.0	06/30/21 10:37	
n-Butylbenzene	ug/L	ND	0.50	0.49	06/30/21 10:37	
n-Propylbenzene	ug/L	ND	0.50	0.34	06/30/21 10:37	
Naphthalene	ug/L	ND	2.0	0.64	06/30/21 10:37	
o-Xylene	ug/L	ND	0.50	0.34	06/30/21 10:37	
sec-Butylbenzene	ug/L	ND	0.50	0.40	06/30/21 10:37	
Styrene	ug/L	ND	0.50	0.29	06/30/21 10:37	
tert-Butylbenzene	ug/L	ND	0.50	0.32	06/30/21 10:37	
Tetrachloroethene	ug/L	ND	0.50	0.29	06/30/21 10:37	
Toluene	ug/L	ND	0.50	0.48	06/30/21 10:37	
trans-1,2-Dichloroethene	ug/L	ND	0.50	0.40	06/30/21 10:37	
trans-1,3-Dichloropropene	ug/L	ND	0.50	0.36	06/30/21 10:37	
Trichloroethene	ug/L	ND	0.50	0.38	06/30/21 10:37	
Trichlorofluoromethane	ug/L	ND	1.0	0.30	06/30/21 10:37	
Vinyl chloride	ug/L	ND	1.0	0.39	06/30/21 10:37	
1,2-Dichloroethane-d4 (S)	%	103	70-130		06/30/21 10:37	
4-Bromofluorobenzene (S)	%	96	70-130		06/30/21 10:37	
Toluene-d8 (S)	%	101	70-130		06/30/21 10:37	

LABORATORY CONTROL SAMPLE: 3312858

Parameter	Units	Spike Conc.	LCS Result	LCS % Rec	% Rec Limits	Qualifiers
1,1,1,2-Tetrachloroethane	ug/L	50	49.0	98	60-140	
1,1,1-Trichloroethane	ug/L	50	47.7	95	60-140	
1,1,2,2-Tetrachloroethane	ug/L	50	50.7	101	60-140	
1,1,2-Trichloroethane	ug/L	50	48.2	96	60-140	
1,1-Dichloroethane	ug/L	50	47.8	96	60-140	
1,1-Dichloroethene	ug/L	50	46.2	92	60-140	
1,1-Dichloropropene	ug/L	50	47.2	94	60-140	
1,2,3-Trichlorobenzene	ug/L	50	52.5	105	60-140	
1,2,3-Trichloropropane	ug/L	50	48.8	98	60-140	
1,2,4-Trichlorobenzene	ug/L	50	52.2	104	60-140	
1,2,4-Trimethylbenzene	ug/L	50	44.9	90	60-140	
1,2-Dibromo-3-chloropropane	ug/L	50	58.7	117	60-140	
1,2-Dibromoethane (EDB)	ug/L	50	50.5	101	60-140	
1,2-Dichlorobenzene	ug/L	50	47.1	94	60-140	
1,2-Dichloroethane	ug/L	50	44.4	89	60-140	
1,2-Dichloropropane	ug/L	50	47.1	94	60-140	
1,3,5-Trimethylbenzene	ug/L	50	45.9	92	60-140	

Results presented on this page are in the units indicated by the "Units" column except where an alternate unit is presented to the right of the result.

REPORT OF LABORATORY ANALYSIS

This report shall not be reproduced, except in full,
without the written consent of Pace Analytical Services, LLC.

Pace Analytical Services, LLC
9800 Kincey Ave. Suite 100
Huntersville, NC 28078
(704)875-9092

QUALITY CONTROL DATA

Project: 2020-L1-2448 Incident
Pace Project No.: 92546855

LABORATORY CONTROL SAMPLE: 3312858

Parameter	Units	Spike Conc.	LCS Result	LCS % Rec	% Rec Limits	Qualifiers
1,3-Dichlorobenzene	ug/L	50	46.8	94	60-140	
1,3-Dichloropropane	ug/L	50	48.6	97	60-140	
1,4-Dichlorobenzene	ug/L	50	47.5	95	60-140	
2,2-Dichloropropane	ug/L	50	49.9	100	60-140	
2-Chlorotoluene	ug/L	50	46.7	93	60-140	
4-Chlorotoluene	ug/L	50	45.4	91	60-140	
Benzene	ug/L	50	45.7	91	60-140	
Bromobenzene	ug/L	50	47.4	95	60-140	
Bromochloromethane	ug/L	50	49.7	99	60-140	
Bromodichloromethane	ug/L	50	49.0	98	60-140	
Bromoform	ug/L	50	53.8	108	60-140	
Bromomethane	ug/L	50	43.0	86	60-140	
Carbon tetrachloride	ug/L	50	47.2	94	60-140	
Chlorobenzene	ug/L	50	46.7	93	60-140	
Chloroethane	ug/L	50	42.8	86	60-140	
Chloroform	ug/L	50	46.2	92	60-140	
Chloromethane	ug/L	50	43.8	88	60-140	
cis-1,2-Dichloroethene	ug/L	50	46.5	93	60-140	
cis-1,3-Dichloropropene	ug/L	50	49.3	99	60-140	
Dibromochloromethane	ug/L	50	51.5	103	60-140	
Dibromomethane	ug/L	50	48.5	97	60-140	
Dichlorodifluoromethane	ug/L	50	39.6	79	60-140	
Diisopropyl ether	ug/L	50	45.8	92	60-140	
Ethylbenzene	ug/L	50	46.6	93	60-140	
Hexachloro-1,3-butadiene	ug/L	50	50.1	100	60-140	
Isopropylbenzene (Cumene)	ug/L	50	48.0	96	60-140	
m&p-Xylene	ug/L	100	92.4	92	60-140	
Methyl-tert-butyl ether	ug/L	50	49.4	99	60-140	
Methylene Chloride	ug/L	50	48.7	97	60-140	
n-Butylbenzene	ug/L	50	46.8	94	60-140	
n-Propylbenzene	ug/L	50	46.0	92	60-140	
Naphthalene	ug/L	50	51.9	104	60-140	
o-Xylene	ug/L	50	46.9	94	60-140	
sec-Butylbenzene	ug/L	50	44.9	90	60-140	
Styrene	ug/L	50	49.2	98	60-140	
tert-Butylbenzene	ug/L	50	39.4	79	60-140	
Tetrachloroethene	ug/L	50	45.4	91	60-140	
Toluene	ug/L	50	43.0	86	60-140	
trans-1,2-Dichloroethene	ug/L	50	47.6	95	60-140	
trans-1,3-Dichloropropene	ug/L	50	50.2	100	60-140	
Trichloroethene	ug/L	50	45.9	92	60-140	
Trichlorofluoromethane	ug/L	50	38.8	78	60-140	
Vinyl chloride	ug/L	50	46.6	93	60-140	
1,2-Dichloroethane-d4 (S)	%			98	70-130	
4-Bromofluorobenzene (S)	%			102	70-130	
Toluene-d8 (S)	%			99	70-130	

Results presented on this page are in the units indicated by the "Units" column except where an alternate unit is presented to the right of the result.

REPORT OF LABORATORY ANALYSIS

This report shall not be reproduced, except in full,
without the written consent of Pace Analytical Services, LLC.

Pace Analytical Services, LLC
9800 Kincey Ave. Suite 100
Huntersville, NC 28078
(704)875-9092

QUALITY CONTROL DATA

Project: 2020-L1-2448 Incident
Pace Project No.: 92546855

MATRIX SPIKE & MATRIX SPIKE DUPLICATE: 3312859 3312860

Parameter	Units	92546855001 Result	MS Spike Conc.	MSD Spike Conc.	MS Result	MSD Result	MS % Rec	MSD % Rec	% Rec Limits	RPD	Max RPD	Qual
1,1,1,2-Tetrachloroethane	ug/L	ND	20	20	16.5	20.5	83	103	60-140	22	30	
1,1,1-Trichloroethane	ug/L	ND	20	20	17.3	21.3	86	107	60-140	21	30	
1,1,2,2-Tetrachloroethane	ug/L	ND	20	20	17.2	21.3	86	107	60-140	21	30	
1,1,2-Trichloroethane	ug/L	ND	20	20	17.4	21.6	87	108	60-140	21	30	
1,1-Dichloroethane	ug/L	ND	20	20	17.5	20.9	88	104	60-140	17	30	
1,1-Dichloroethene	ug/L	ND	20	20	17.8	21.3	89	106	60-140	18	30	
1,1-Dichloropropene	ug/L	ND	20	20	17.6	21.2	88	106	60-140	18	30	
1,2,3-Trichlorobenzene	ug/L	ND	20	20	15.3	20.0	75	99	60-140	27	30	
1,2,3-Trichloropropane	ug/L	ND	20	20	16.8	21.4	84	107	60-140	24	30	
1,2,4-Trichlorobenzene	ug/L	ND	20	20	15.5	19.8	77	99	60-140	24	30	
1,2,4-Trimethylbenzene	ug/L	ND	20	20	15.0	18.6	75	93	60-140	21	30	
1,2-Dibromo-3-chloropropane	ug/L	ND	20	20	17.6	23.3	88	117	60-140	28	30	
1,2-Dibromoethane (EDB)	ug/L	ND	20	20	16.9	21.4	84	107	60-140	24	30	
1,2-Dichlorobenzene	ug/L	ND	20	20	15.0	19.2	75	96	60-140	24	30	
1,2-Dichloroethane	ug/L	ND	20	20	16.4	19.1	82	96	60-140	15	30	
1,2-Dichloropropane	ug/L	ND	20	20	17.5	21.4	87	107	60-140	20	30	
1,3,5-Trimethylbenzene	ug/L	ND	20	20	15.9	19.7	79	98	60-140	21	30	
1,3-Dichlorobenzene	ug/L	ND	20	20	15.0	18.8	75	94	60-140	23	30	
1,3-Dichloropropane	ug/L	ND	20	20	17.1	20.9	85	105	60-140	20	30	
1,4-Dichlorobenzene	ug/L	ND	20	20	15.6	19.3	78	97	60-140	21	30	
2,2-Dichloropropane	ug/L	ND	20	20	15.2	18.8	76	94	60-140	21	30	
2-Chlorotoluene	ug/L	ND	20	20	15.7	19.5	79	97	60-140	21	30	
4-Chlorotoluene	ug/L	ND	20	20	15.4	18.6	77	93	60-140	19	30	
Benzene	ug/L	ND	20	20	16.6	20.6	83	103	60-140	21	30	
Bromobenzene	ug/L	ND	20	20	16.1	19.8	81	99	60-140	21	30	
Bromochloromethane	ug/L	ND	20	20	17.6	20.9	88	104	60-140	17	30	
Bromodichloromethane	ug/L	ND	20	20	16.9	21.2	84	106	60-140	23	30	
Bromoform	ug/L	ND	20	20	16.9	21.3	84	107	60-140	23	30	
Bromomethane	ug/L	ND	20	20	15.6	19.1	78	96	60-140	20	30	
Carbon tetrachloride	ug/L	ND	20	20	16.9	21.0	84	105	60-140	21	30	
Chlorobenzene	ug/L	ND	20	20	16.4	20.0	82	100	60-140	20	30	
Chloroethane	ug/L	ND	20	20	19.3	21.1	97	106	60-140	9	30	
Chloroform	ug/L	ND	20	20	17.8	21.5	89	107	60-140	19	30	
Chloromethane	ug/L	ND	20	20	16.4	19.3	82	96	60-140	16	30	
cis-1,2-Dichloroethene	ug/L	ND	20	20	17.3	20.7	87	104	60-140	18	30	
cis-1,3-Dichloropropene	ug/L	ND	20	20	16.3	20.5	82	103	60-140	23	30	
Dibromochloromethane	ug/L	ND	20	20	17.1	20.5	85	102	60-140	18	30	
Dibromomethane	ug/L	ND	20	20	17.1	21.2	85	106	60-140	21	30	
Dichlorodifluoromethane	ug/L	ND	20	20	14.7	17.5	74	87	60-140	17	30	
Diisopropyl ether	ug/L	ND	20	20	16.6	20.1	83	100	60-140	19	30	
Ethylbenzene	ug/L	ND	20	20	16.5	20.1	83	100	60-140	19	30	
Hexachloro-1,3-butadiene	ug/L	ND	20	20	15.9	20.0	80	100	60-140	23	30	
Isopropylbenzene (Cumene)	ug/L	ND	20	20	16.7	20.2	84	101	60-140	19	30	
m&p-Xylene	ug/L	ND	40	40	31.9	39.0	80	98	60-140	20	30	

Results presented on this page are in the units indicated by the "Units" column except where an alternate unit is presented to the right of the result.

REPORT OF LABORATORY ANALYSIS

This report shall not be reproduced, except in full,
without the written consent of Pace Analytical Services, LLC.

Pace Analytical Services, LLC
9800 Kincey Ave. Suite 100
Huntersville, NC 28078
(704)875-9092

QUALITY CONTROL DATA

Project: 2020-L1-2448 Incident
Pace Project No.: 92546855

MATRIX SPIKE & MATRIX SPIKE DUPLICATE: 3312859 3312860

Parameter	Units	92546855001 Result	MS Spike Conc.	MSD Spike Conc.	MS Result	MSD Result	MS % Rec	MSD % Rec	% Rec Limits	RPD	Max RPD	Qual
Methyl-tert-butyl ether	ug/L	ND	20	20	17.1	20.8	86	104	60-140	20	30	
Methylene Chloride	ug/L	ND	20	20	17.9	21.7	90	108	60-140	19	30	
n-Butylbenzene	ug/L	ND	20	20	15.6	19.2	78	96	60-140	21	30	
n-Propylbenzene	ug/L	ND	20	20	15.9	19.5	79	97	60-140	20	30	
Naphthalene	ug/L	ND	20	20	14.5	19.4	70	95	60-140	29	30	
o-Xylene	ug/L	ND	20	20	16.0	19.7	80	99	60-140	21	30	
sec-Butylbenzene	ug/L	ND	20	20	15.9	19.2	80	96	60-140	18	30	
Styrene	ug/L	ND	20	20	16.1	19.8	81	99	60-140	20	30	
tert-Butylbenzene	ug/L	ND	20	20	13.8	17.1	69	85	60-140	21	30	
Tetrachloroethene	ug/L	ND	20	20	16.1	19.7	81	99	60-140	20	30	
Toluene	ug/L	ND	20	20	15.9	20.0	80	100	60-140	23	30	
trans-1,2-Dichloroethene	ug/L	ND	20	20	17.5	21.1	88	105	60-140	18	30	
trans-1,3-Dichloropropene	ug/L	ND	20	20	16.0	20.6	80	103	60-140	25	30	
Trichloroethene	ug/L	ND	20	20	16.7	20.7	83	104	60-140	22	30	
Trichlorofluoromethane	ug/L	ND	20	20	17.3	20.1	87	100	60-140	15	30	
Vinyl chloride	ug/L	ND	20	20	17.6	21.1	88	105	60-140	18	30	
1,2-Dichloroethane-d4 (S)	%						105	98	70-130			
4-Bromofluorobenzene (S)	%						99	100	70-130			
Toluene-d8 (S)	%						99	101	70-130			

Results presented on this page are in the units indicated by the "Units" column except where an alternate unit is presented to the right of the result.

REPORT OF LABORATORY ANALYSIS

This report shall not be reproduced, except in full,
without the written consent of Pace Analytical Services, LLC.

Pace Analytical Services, LLC
9800 Kincey Ave. Suite 100
Huntersville, NC 28078
(704)875-9092

QUALIFIERS

Project: 2020-L1-2448 Incident
Pace Project No.: 92546855

DEFINITIONS

DF - Dilution Factor, if reported, represents the factor applied to the reported data due to dilution of the sample aliquot.

ND - Not Detected at or above adjusted reporting limit.

TNTC - Too Numerous To Count

J - Estimated concentration above the adjusted method detection limit and below the adjusted reporting limit.

MDL - Adjusted Method Detection Limit.

PQL - Practical Quantitation Limit.

RL - Reporting Limit - The lowest concentration value that meets project requirements for quantitative data with known precision and bias for a specific analyte in a specific matrix.

S - Surrogate

1,2-Diphenylhydrazine decomposes to and cannot be separated from Azobenzene using Method 8270. The result for each analyte is a combined concentration.

Consistent with EPA guidelines, unrounded data are displayed and have been used to calculate % recovery and RPD values.

LCS(D) - Laboratory Control Sample (Duplicate)

MS(D) - Matrix Spike (Duplicate)

DUP - Sample Duplicate

RPD - Relative Percent Difference

NC - Not Calculable.

SG - Silica Gel - Clean-Up

U - Indicates the compound was analyzed for, but not detected.

Acid preservation may not be appropriate for 2 Chloroethylvinyl ether.

A separate vial preserved to a pH of 4-5 is recommended in SW846 Chapter 4 for the analysis of Acrolein and Acrylonitrile by EPA Method 8260.

N-Nitrosodiphenylamine decomposes and cannot be separated from Diphenylamine using Method 8270. The result reported for each analyte is a combined concentration.

Pace Analytical is TNI accredited. Contact your Pace PM for the current list of accredited analytes.

TNI - The NELAC Institute.

ANALYTE QUALIFIERS

N2	The lab does not hold NELAC/TNI accreditation for this parameter but other accreditations/certifications may apply. A complete list of accreditations/certifications is available upon request.

This report shall not be reproduced, except in full,
without the written consent of Pace Analytical Services, LLC.

Pace Analytical Services, LLC
9800 Kincey Ave. Suite 100
Huntersville, NC 28078
(704)875-9092

QUALITY CONTROL DATA CROSS REFERENCE TABLE

Project: 2020-L1-2448 Incident
Pace Project No.: 92546855

Lab ID	Sample ID	QC Batch Method	QC Batch	Analytical Method	Analytical Batch
92546855001	**13926A_HC_RD_20210629**	MADEP VPH	631020		
92546855001	**13926A_HC_RD_20210629**	EPA 3010A	631445	EPA 6010D	631455
92546855001	**13926A_HC_RD_20210629**	SM 6200B	630540		

This report shall not be reproduced, except in full,
without the written consent of Pace Analytical Services, LLC.

CHAIN-OF-CUSTODY Analytical Request Document

Pace Analytical

Chain-of-Custody is a LEGAL DOCUMENT - Complete all relevent fields

LAB USE ONLY- A

WO# : 92546855

92546855

ALL

Container Preser

** Preservative Types: (1) nitric acid, (2) sulfuric acid, (3) hydrochloric acid, (4) sodium hydroxide, (5) zinc acetate, (6) methanol, (7) sodium bisulfate, (8) sodium thiosulfate, (9) hexane, (A) ascorbic acid, (B) ammonium sulfate, (C) ammonium hydroxide, (D) TSP, (U) Unpreserved, (O) Other _____

Company: Apex Companies		Billing Information:	
Address:			
Report To: Andrew Street		Email To: Andrew.Street@apexcos.com	
Copy To:		Site Collection Info/Address: 13926A Huntersville Concord Rd	
Customer Project Name/Number: 2020-U-2448 Incident		State: NC County/City: Huntersville Time Zone Collected: [ ] PT [ ] MT [ ] CT [ ] ET	
Phone: Email:	Site/Facility ID #:		Compliance Monitoring? [ ] Yes [ ] No
Collected By (print): Naomi Fretz	Purchase Order #: Quote #:		DW PWS ID #: DW Location Code:
Collected By (signature): Naomi Fretz	Turnaround Date Required: ASAP		Immediately Packed on Ice: [ ] Yes [ ] No
Sample Disposal: [ ] Dispose as appropriate [ ] Return [ ] Archive: _____ [ ] Hold: _____	Rush: [ ] Same Day [ ] Next Day [ ] 2 Day [ ] 3 Day [ ] 4 Day [ ] 5 Day (Expedite Charges Apply)		Field Filtered (if applicable): [ ] Yes [ ] No Analysis: _____

* Matrix Codes (Insert in Matrix box below): Drinking Water (DW), Ground Water (GW), Wastewater (WW), Product (P), Soil/Solid (SL), Oil (OL), Wipe (WP), Air (AR), Tissue (TS), Bioassay (B), Vapor (V), Other (OT)

Customer Sample ID	Matrix*	Comp / Grab	Collected (or Composite Start) Date	Collected (or Composite Start) Time	Composite End Date	Composite End Time	Res Cl	# of Ctns	VOCs 6200B	MADEP VPH	Lead
13926A_HC_SO_20210629	DW	G	6-29-21	1149				8	X	X	X

Lab Profile/Line:

Lab Sample Receipt Checklist:

Custody Seals Present/Intact	Y (N) NA
Custody Signatures Present	(Y) N NA
Collector Signature Present	(Y) N NA
Bottles Intact	(Y) N NA
Correct Bottles	(Y) N NA
Sufficient Volume	(Y) N NA
Samples Received on Ice	(Y) N NA
VOA - Headspace Acceptable	(Y) N NA
USDA Regulated Soils	Y (N) NA
Samples in Holding Time	(Y) N NA
Residual Chlorine Present	Y N (NA)
Cl Strips:	
Sample pH Acceptable	(Y) N NA
pH Strips: 223819AV	
Sulfide Present	Y N (NA)
Lead Acetate Strips:	

LAB USE ONLY:
Lab Sample # / Comments:

92546855
001

Customer Remarks / Special Conditions / Possible Hazards:

Type of Ice Used: (Wet) Blue Dry None

Packing Material Used:

Radchem sample(s) screened (<500 cpm): Y N (NA)

SHORT HOLDS PRESENT (<72 hours): Y (N) N/A

Lab Tracking #: 2632739

Samples received via: FEDEX UPS (Client) Courier Pace Courier

Lab Sample Temperature Info:
Temp Blank Received: Y (N) NA
Therm ID#: 92T064
Cooler 1 Temp Upon Receipt: 2.8 oC
Cooler 1 Therm Corr. Factor: -.1 oC
Cooler 1 Corrected Temp: 2.7 oC
Comments:

Relinquished by/Company: (Signature) Naomi Fretz / Apex	Date/Time: 6-29-21 1240	Received by/Company: (Signature) Jakwhitman paa	Date/Time: 6-29-21 1240	MTJL LAB USE ONLY
Relinquished by/Company: (Signature)	Date/Time:	Received by/Company: (Signature)	Date/Time:	Table #: Acctnum: Template: Prelogin: PM: PB:
Relinquished by/Company: (Signature)	Date/Time:	Received by/Company: (Signature)	Date/Time:	

Trip Blank Received: Y (N) NA
HCL MeOH TSP Other

Non Conformance(s): YES / (NO)

Page: _____ of: _____

***Check mark top half of box if pH and/or dechlorination is verified and within the acceptance range for preservation samples.**

Exceptions: VOA, Coliform, TOC, Oil and Grease, DRO/8015 (water) DOC, LLHg

****Bottom half of box is to list number of bottles**

Project #

WO#: 92546855

PM: AMB **Due Date: 07/07/21**

CLIENT: 92-APEX MOOR

Item#	BP4U-125 mL Plastic Unpreserved (N/A) (Cl-)	BP3U-250 mL Plastic Unpreserved (N/A)	BP2U-500 mL Plastic Unpreserved (N/A)	BP1U-1 liter Plastic Unpreserved (N/A)	BP4S-125 mL Plastic H2SO4 (pH < 2) (Cl-)	BP3N-250 mL plastic HNO3 (pH < 2)	BP4Z-125 mL Plastic ZN Acetate & NaOH (>9)	BP4C-125 mL Plastic NaOH (pH > 12) (Cl-)	WGFU-Wide-mouthed Glass jar Unpreserved	AG1U-1 liter Amber Unpreserved (N/A) (Cl-)	AG1H-1 liter Amber HCl (pH < 2)	AG3U-250 mL Amber Unpreserved (N/A) (Cl-)	AG1S-1 liter Amber H2SO4 (pH < 2)	AG3S-250 mL Amber H2SO4 (pH < 2)	AG3A(DG3A)-250 mL Amber NH4Cl (N/A)(Cl-)	DG9H-40 mL VOA HCl (N/A)	VG9T-40 mL VOA Na2S2O3 (N/A)	VG9U-40 mL VOA Unp (N/A)	DG9P-40 mL VOA H3PO4 (N/A)	VOAK (6 vials per kit)-5035 kit (N/A)	V/GK (3 vials per kit)-VPH/Gas kit(N/A)	SP5T-125 mL Sterile Plastic (N/A – lab)	SP2T-250 mL Sterile Plastic (N/A – lab)		BP3A-250 mL Plastic (NH2)2SO4 (9.3-9.7)	AG0U-100 mL Amber Unpreserved vials (N/A)	VSGU-20 mL Scintillation vials (N/A)	DG9U-40 mL Amber Unpreserved vials (N/A)
1	\				\	✓	\	\			\		\	\	\	✓									\	\			
2	\				\	\	\	\			\		\	\	\										\	\			
3	\				\	\	\	\			\		\	\	\										\	\			
4	\				\	\	\	\			\		\	\	\										\	\			
5	\				\	\	\	\			\		\	\	\										\	\			
6	\				\	\	\	\			\		\	\	\										\	\			
7	\				\	\	\	\			\		\	\	\										\	\			
8	\				\	\	\	\			\		\	\	\										\	\			
9	\				\	\	\	\			\		\	\	\										\	\			
10	\				\	\	\	\			\		\	\	\										\	\			
11	\				\	\	\	\			\		\	\	\										\	\			
12	\				\	\	\	\			\		\	\	\										\	\			

pH Adjustment Log for Preserved Samples

Sample ID	Type of Preservative	pH upon receipt	Date preservation adjusted	Time preservation adjusted	Amount of Preservative added	Lot #

Note: Whenever there is a discrepancy affecting North Carolina compliance samples, a copy of this form will be sent to the North Carolina DEHNR Certification Office (i.e. Out of hold, incorrect preservative, out of temp, incorrect containers.

Pace Analytical Services, LLC
9800 Kincey Ave. Suite 100
Huntersville, NC 28078
(704)875-9092

July 07, 2021

Andrew Street
Apex Companies - NC
5900 Northwoods Business Pkwy
Suite 5900-0
Charlotte, NC 28269

RE: Project: 2020-L1-2448 Incident
Pace Project No.: 92546857

Dear Andrew Street:

Enclosed are the analytical results for sample(s) received by the laboratory on June 29, 2021. The results relate only to the samples included in this report. Results reported herein conform to the applicable TNI/NELAC Standards and the laboratory's Quality Manual, where applicable, unless otherwise noted in the body of the report.

The test results provided in this final report were generated by each of the following laboratories within the Pace Network:

- Pace Analytical Services - Asheville
- Pace Analytical Services - Charlotte

If you have any questions concerning this report, please feel free to contact me.

Sincerely,

Angela M. Baioni

Angela Baioni
angela.baioni@pacelabs.com
(704)875-9092
Project Manager

Enclosures

cc: J Culbreath, Colonial Pipeline Company
Naomi Fretz, APEX Companies, LLC
Robert Hughes, Colonial Pipeline
Cameron Lee, Montrose-EPS
Jamie Moran, APEX Companies, LLC
Jeff Morrison, Colonial Pipeline Company
Tom Naumann, APEX Companies - NC
Joe Nicolette, Montrose-EPS
Christopher Schultz, Apex Companies
Matt Teixeira, Apex Companies, LLC
Michael Verdon, Colonial Pipeline Company
JM Wyatt, Colonial Pipeline Company

REPORT OF LABORATORY ANALYSIS

This report shall not be reproduced, except in full,
without the written consent of Pace Analytical Services, LLC.

Pace Analytical Services, LLC
9800 Kincey Ave. Suite 100
Huntersville, NC 28078
(704)875-9092

CERTIFICATIONS

Project: 2020-L1-2448 Incident
Pace Project No.: 92546857

Pace Analytical Services Charlotte

9800 Kincey Ave. Ste 100, Huntersville, NC 28078
Louisiana/NELAP Certification # LA170028
North Carolina Drinking Water Certification #: 37706
North Carolina Field Services Certification #: 5342
North Carolina Wastewater Certification #: 12
South Carolina Certification #: 99006001
Florida/NELAP Certification #: E87627
Kentucky UST Certification #: 84
Virginia/VELAP Certification #: 460221

Pace Analytical Services Asheville

2225 Riverside Drive, Asheville, NC 28804
Florida/NELAP Certification #: E87648
North Carolina Drinking Water Certification #: 37712
North Carolina Wastewater Certification #: 40
South Carolina Certification #: 99030001
Virginia/VELAP Certification #: 460222

This report shall not be reproduced, except in full,
without the written consent of Pace Analytical Services, LLC.

Pace Analytical Services, LLC
9800 Kincey Ave. Suite 100
Huntersville, NC 28078
(704)875-9092

SAMPLE SUMMARY

Project: 2020-L1-2448 Incident
Pace Project No.: 92546857

Lab ID	Sample ID	Matrix	Date Collected	Date Received
92546857001	**13835_AC_RD_20210629**	Water	06/29/21 10:30	06/29/21 12:40

REPORT OF LABORATORY ANALYSIS

This report shall not be reproduced, except in full,
without the written consent of Pace Analytical Services, LLC.

Pace Analytical Services, LLC
9800 Kincey Ave. Suite 100
Huntersville, NC 28078
(704)875-9092

SAMPLE ANALYTE COUNT

Project: 2020-L1-2448 Incident
Pace Project No.: 92546857

Lab ID	Sample ID	Method	Analysts	Analytes Reported	Laboratory
92546857001	**13835_AC_RD_20210629**	MADEP VPH	MAD	6	PASI-C
		EPA 6010D	CBV	1	PASI-A
		SM 6200B	SAS	63	PASI-C

PASI-A = Pace Analytical Services - Asheville
PASI-C = Pace Analytical Services - Charlotte

This report shall not be reproduced, except in full,
without the written consent of Pace Analytical Services, LLC.

Pace Analytical Services, LLC
9800 Kincey Ave. Suite 100
Huntersville, NC 28078
(704)875-9092

ANALYTICAL RESULTS

Project: 2020-L1-2448 Incident
Pace Project No.: 92546857

Sample: 13835_AC_RD_20210629 **Lab ID: 92546857001** Collected: 06/29/21 10:30 Received: 06/29/21 12:40 Matrix: Water

Parameters	Results	Units	Report Limit	MDL	DF	Prepared	Analyzed	CAS No.	Qual
VPH NC Water	Analytical Method: MADEP VPH Pace Analytical Services - Charlotte								
Total VPH (C5-C12)	ND	ug/L	50.0	50.0	1		07/01/21 20:09		N2
Aliphatic (C05-C08)	ND	ug/L	50.0	50.0	1		07/01/21 20:09		N2
Aliphatic(C09-C12) Adjusted	ND	ug/L	50.0	50.0	1		07/01/21 20:09		N2
Aromatic (C09-C10)	ND	ug/L	50.0	50.0	1		07/01/21 20:09		N2
Surrogates									
4-Bromofluorobenzene (FID) (S)	102	%	70-130		1		07/01/21 20:09	460-00-4	
4-Bromofluorobenzene (PID) (S)	101	%	70-130		1		07/01/21 20:09	460-00-4	
6010 MET ICP	Analytical Method: EPA 6010D Preparation Method: EPA 3010A Pace Analytical Services - Asheville								
Lead	ND	ug/L	5.0	4.5	1	07/04/21 17:46	07/05/21 21:23	7439-92-1	
6200B MSV	Analytical Method: SM 6200B Pace Analytical Services - Charlotte								
Benzene	ND	ug/L	0.50	0.34	1		06/30/21 16:37	71-43-2	
Bromobenzene	ND	ug/L	0.50	0.29	1		06/30/21 16:37	108-86-1	
Bromochloromethane	ND	ug/L	0.50	0.47	1		06/30/21 16:37	74-97-5	
Bromodichloromethane	ND	ug/L	0.50	0.31	1		06/30/21 16:37	75-27-4	
Bromoform	ND	ug/L	0.50	0.34	1		06/30/21 16:37	75-25-2	
Bromomethane	ND	ug/L	5.0	1.7	1		06/30/21 16:37	74-83-9	
n-Butylbenzene	ND	ug/L	0.50	0.49	1		06/30/21 16:37	104-51-8	
sec-Butylbenzene	ND	ug/L	0.50	0.40	1		06/30/21 16:37	135-98-8	
tert-Butylbenzene	ND	ug/L	0.50	0.32	1		06/30/21 16:37	98-06-6	
Carbon tetrachloride	ND	ug/L	0.50	0.33	1		06/30/21 16:37	56-23-5	
Chlorobenzene	ND	ug/L	0.50	0.28	1		06/30/21 16:37	108-90-7	
Chloroethane	ND	ug/L	1.0	0.65	1		06/30/21 16:37	75-00-3	
Chloroform	**0.76**	ug/L	0.50	0.35	1		06/30/21 16:37	67-66-3	
Chloromethane	ND	ug/L	1.0	0.54	1		06/30/21 16:37	74-87-3	
2-Chlorotoluene	ND	ug/L	0.50	0.32	1		06/30/21 16:37	95-49-8	
4-Chlorotoluene	ND	ug/L	0.50	0.32	1		06/30/21 16:37	106-43-4	
1,2-Dibromo-3-chloropropane	ND	ug/L	1.0	0.34	1		06/30/21 16:37	96-12-8	
Dibromochloromethane	ND	ug/L	0.50	0.36	1		06/30/21 16:37	124-48-1	
1,2-Dibromoethane (EDB)	ND	ug/L	0.50	0.27	1		06/30/21 16:37	106-93-4	
Dibromomethane	ND	ug/L	0.50	0.39	1		06/30/21 16:37	74-95-3	
1,2-Dichlorobenzene	ND	ug/L	0.50	0.34	1		06/30/21 16:37	95-50-1	
1,3-Dichlorobenzene	ND	ug/L	0.50	0.34	1		06/30/21 16:37	541-73-1	
1,4-Dichlorobenzene	ND	ug/L	0.50	0.33	1		06/30/21 16:37	106-46-7	
Dichlorodifluoromethane	ND	ug/L	0.50	0.35	1		06/30/21 16:37	75-71-8	
1,1-Dichloroethane	ND	ug/L	0.50	0.37	1		06/30/21 16:37	75-34-3	
1,2-Dichloroethane	ND	ug/L	0.50	0.32	1		06/30/21 16:37	107-06-2	
1,1-Dichloroethene	ND	ug/L	0.50	0.35	1		06/30/21 16:37	75-35-4	
cis-1,2-Dichloroethene	ND	ug/L	0.50	0.38	1		06/30/21 16:37	156-59-2	
trans-1,2-Dichloroethene	ND	ug/L	0.50	0.40	1		06/30/21 16:37	156-60-5	
1,2-Dichloropropane	ND	ug/L	0.50	0.36	1		06/30/21 16:37	78-87-5	
1,3-Dichloropropane	ND	ug/L	0.50	0.28	1		06/30/21 16:37	142-28-9	

REPORT OF LABORATORY ANALYSIS

This report shall not be reproduced, except in full,
without the written consent of Pace Analytical Services, LLC.

Pace Analytical Services, LLC
9800 Kincey Ave. Suite 100
Huntersville, NC 28078
(704)875-9092

ANALYTICAL RESULTS

Project: 2020-L1-2448 Incident
Pace Project No.: 92546857

Sample: 13835_AC_RD_20210629 **Lab ID: 92546857001** Collected: 06/29/21 10:30 Received: 06/29/21 12:40 Matrix: Water

Parameters	Results	Units	Report Limit	MDL	DF	Prepared	Analyzed	CAS No.	Qual
6200B MSV	Analytical Method: SM 6200B Pace Analytical Services - Charlotte								
2,2-Dichloropropane	ND	ug/L	0.50	0.39	1		06/30/21 16:37	594-20-7	
1,1-Dichloropropene	ND	ug/L	0.50	0.43	1		06/30/21 16:37	563-58-6	
cis-1,3-Dichloropropene	ND	ug/L	0.50	0.36	1		06/30/21 16:37	10061-01-5	
trans-1,3-Dichloropropene	ND	ug/L	0.50	0.36	1		06/30/21 16:37	10061-02-6	
Diisopropyl ether	ND	ug/L	0.50	0.31	1		06/30/21 16:37	108-20-3	
Ethylbenzene	ND	ug/L	0.50	0.30	1		06/30/21 16:37	100-41-4	
Hexachloro-1,3-butadiene	ND	ug/L	2.0	1.5	1		06/30/21 16:37	87-68-3	
Isopropylbenzene (Cumene)	ND	ug/L	0.50	0.33	1		06/30/21 16:37	98-82-8	
Methylene Chloride	ND	ug/L	2.0	2.0	1		06/30/21 16:37	75-09-2	
Methyl-tert-butyl ether	ND	ug/L	0.50	0.42	1		06/30/21 16:37	1634-04-4	
Naphthalene	ND	ug/L	2.0	0.64	1		06/30/21 16:37	91-20-3	
n-Propylbenzene	ND	ug/L	0.50	0.34	1		06/30/21 16:37	103-65-1	
Styrene	ND	ug/L	0.50	0.29	1		06/30/21 16:37	100-42-5	
1,1,1,2-Tetrachloroethane	ND	ug/L	0.50	0.31	1		06/30/21 16:37	630-20-6	
1,1,2,2-Tetrachloroethane	ND	ug/L	0.50	0.22	1		06/30/21 16:37	79-34-5	
Tetrachloroethene	ND	ug/L	0.50	0.29	1		06/30/21 16:37	127-18-4	
Toluene	ND	ug/L	0.50	0.48	1		06/30/21 16:37	108-88-3	
1,2,3-Trichlorobenzene	ND	ug/L	2.0	0.81	1		06/30/21 16:37	87-61-6	
1,2,4-Trichlorobenzene	ND	ug/L	2.0	0.64	1		06/30/21 16:37	120-82-1	
1,1,1-Trichloroethane	ND	ug/L	0.50	0.33	1		06/30/21 16:37	71-55-6	
1,1,2-Trichloroethane	ND	ug/L	0.50	0.32	1		06/30/21 16:37	79-00-5	
Trichloroethene	ND	ug/L	0.50	0.38	1		06/30/21 16:37	79-01-6	
Trichlorofluoromethane	ND	ug/L	1.0	0.30	1		06/30/21 16:37	75-69-4	
1,2,3-Trichloropropane	ND	ug/L	0.50	0.26	1		06/30/21 16:37	96-18-4	
1,2,4-Trimethylbenzene	ND	ug/L	0.50	0.50	1		06/30/21 16:37	95-63-6	
1,3,5-Trimethylbenzene	ND	ug/L	0.50	0.33	1		06/30/21 16:37	108-67-8	
Vinyl chloride	ND	ug/L	1.0	0.39	1		06/30/21 16:37	75-01-4	
m&p-Xylene	ND	ug/L	1.0	0.71	1		06/30/21 16:37	179601-23-1	
o-Xylene	ND	ug/L	0.50	0.34	1		06/30/21 16:37	95-47-6	
Surrogates									
1,2-Dichloroethane-d4 (S)	103	%	70-130		1		06/30/21 16:37	17060-07-0	
4-Bromofluorobenzene (S)	98	%	70-130		1		06/30/21 16:37	460-00-4	
Toluene-d8 (S)	101	%	70-130		1		06/30/21 16:37	2037-26-5	

REPORT OF LABORATORY ANALYSIS

This report shall not be reproduced, except in full,
without the written consent of Pace Analytical Services, LLC.

Pace Analytical Services, LLC
9800 Kincey Ave. Suite 100
Huntersville, NC 28078
(704)875-9092

QUALITY CONTROL DATA

Project: 2020-L1-2448 Incident
Pace Project No.: 92546857

QC Batch: 631020
QC Batch Method: MADEP VPH
Analysis Method: MADEP VPH
Analysis Description: VPH NC Water
Laboratory: Pace Analytical Services - Charlotte
Associated Lab Samples: 92546857001

METHOD BLANK: 3315283 Matrix: Water
Associated Lab Samples: 92546857001

Parameter	Units	Blank Result	Reporting Limit	MDL	Analyzed	Qualifiers
Aliphatic (C05-C08)	ug/L	ND	50.0	50.0	07/01/21 14:53	N2
Aromatic (C09-C10)	ug/L	ND	50.0	50.0	07/01/21 14:53	N2
4-Bromofluorobenzene (FID) (S)	%	105	70-130		07/01/21 14:53	
4-Bromofluorobenzene (PID) (S)	%	103	70-130		07/01/21 14:53	

LABORATORY CONTROL SAMPLE & LCSD: 3315284 3315285

Parameter	Units	Spike Conc.	LCS Result	LCSD Result	LCS % Rec	LCSD % Rec	% Rec Limits	RPD	Max RPD	Qualifiers
Aliphatic (C05-C08)	ug/L	300	333	321	111	107	70-130	4	25	N2
Aromatic (C09-C10)	ug/L	100	115	112	115	112	70-130	2	25	N2
4-Bromofluorobenzene (FID) (S)	%				108	103	70-130			
4-Bromofluorobenzene (PID) (S)	%				103	98	70-130			

Results presented on this page are in the units indicated by the "Units" column except where an alternate unit is presented to the right of the result.

REPORT OF LABORATORY ANALYSIS

This report shall not be reproduced, except in full,
without the written consent of Pace Analytical Services, LLC.

Pace Analytical Services, LLC
9800 Kincey Ave. Suite 100
Huntersville, NC 28078
(704)875-9092

QUALITY CONTROL DATA

Project: 2020-L1-2448 Incident
Pace Project No.: 92546857

QC Batch: 631445
QC Batch Method: EPA 3010A
Analysis Method: EPA 6010D
Analysis Description: 6010 MET
Laboratory: Pace Analytical Services - Asheville
Associated Lab Samples: 92546857001

METHOD BLANK: 3317439 Matrix: Water
Associated Lab Samples: 92546857001

Parameter	Units	Blank Result	Reporting Limit	MDL	Analyzed	Qualifiers
Lead	ug/L	ND	5.0	4.5	07/06/21 14:06	

LABORATORY CONTROL SAMPLE: 3317440

Parameter	Units	Spike Conc.	LCS Result	LCS % Rec	% Rec Limits	Qualifiers
Lead	ug/L	500	486	97	80-120	

MATRIX SPIKE & MATRIX SPIKE DUPLICATE: 3317441 3317442

Parameter	Units	92546259001 Result	MS Spike Conc.	MSD Spike Conc.	MS Result	MSD Result	MS % Rec	MSD % Rec	% Rec Limits	RPD	Max RPD	Qual
Lead	ug/L	ND	500	500	493	493	98	98	75-125	0	20	

Results presented on this page are in the units indicated by the "Units" column except where an alternate unit is presented to the right of the result.

REPORT OF LABORATORY ANALYSIS

This report shall not be reproduced, except in full,
without the written consent of Pace Analytical Services, LLC.

Pace Analytical Services, LLC
9800 Kincey Ave. Suite 100
Huntersville, NC 28078
(704)875-9092

QUALITY CONTROL DATA

Project: 2020-L1-2448 Incident
Pace Project No.: 92546857

QC Batch: 630540
QC Batch Method: SM 6200B
Analysis Method: SM 6200B
Analysis Description: 6200B MSV
Laboratory: Pace Analytical Services - Charlotte

Associated Lab Samples: 92546857001

METHOD BLANK: 3312857 Matrix: Water
Associated Lab Samples: 92546857001

Parameter	Units	Blank Result	Reporting Limit	MDL	Analyzed	Qualifiers
1,1,1,2-Tetrachloroethane	ug/L	ND	0.50	0.31	06/30/21 10:37	
1,1,1-Trichloroethane	ug/L	ND	0.50	0.33	06/30/21 10:37	
1,1,2,2-Tetrachloroethane	ug/L	ND	0.50	0.22	06/30/21 10:37	
1,1,2-Trichloroethane	ug/L	ND	0.50	0.32	06/30/21 10:37	
1,1-Dichloroethane	ug/L	ND	0.50	0.37	06/30/21 10:37	
1,1-Dichloroethene	ug/L	ND	0.50	0.35	06/30/21 10:37	
1,1-Dichloropropene	ug/L	ND	0.50	0.43	06/30/21 10:37	
1,2,3-Trichlorobenzene	ug/L	ND	2.0	0.81	06/30/21 10:37	
1,2,3-Trichloropropane	ug/L	ND	0.50	0.26	06/30/21 10:37	
1,2,4-Trichlorobenzene	ug/L	ND	2.0	0.64	06/30/21 10:37	
1,2,4-Trimethylbenzene	ug/L	ND	0.50	0.50	06/30/21 10:37	
1,2-Dibromo-3-chloropropane	ug/L	ND	1.0	0.34	06/30/21 10:37	
1,2-Dibromoethane (EDB)	ug/L	ND	0.50	0.27	06/30/21 10:37	
1,2-Dichlorobenzene	ug/L	ND	0.50	0.34	06/30/21 10:37	
1,2-Dichloroethane	ug/L	ND	0.50	0.32	06/30/21 10:37	
1,2-Dichloropropane	ug/L	ND	0.50	0.36	06/30/21 10:37	
1,3,5-Trimethylbenzene	ug/L	ND	0.50	0.33	06/30/21 10:37	
1,3-Dichlorobenzene	ug/L	ND	0.50	0.34	06/30/21 10:37	
1,3-Dichloropropane	ug/L	ND	0.50	0.28	06/30/21 10:37	
1,4-Dichlorobenzene	ug/L	ND	0.50	0.33	06/30/21 10:37	
2,2-Dichloropropane	ug/L	ND	0.50	0.39	06/30/21 10:37	
2-Chlorotoluene	ug/L	ND	0.50	0.32	06/30/21 10:37	
4-Chlorotoluene	ug/L	ND	0.50	0.32	06/30/21 10:37	
Benzene	ug/L	ND	0.50	0.34	06/30/21 10:37	
Bromobenzene	ug/L	ND	0.50	0.29	06/30/21 10:37	
Bromochloromethane	ug/L	ND	0.50	0.47	06/30/21 10:37	
Bromodichloromethane	ug/L	ND	0.50	0.31	06/30/21 10:37	
Bromoform	ug/L	ND	0.50	0.34	06/30/21 10:37	
Bromomethane	ug/L	ND	5.0	1.7	06/30/21 10:37	
Carbon tetrachloride	ug/L	ND	0.50	0.33	06/30/21 10:37	
Chlorobenzene	ug/L	ND	0.50	0.28	06/30/21 10:37	
Chloroethane	ug/L	ND	1.0	0.65	06/30/21 10:37	
Chloroform	ug/L	ND	0.50	0.35	06/30/21 10:37	
Chloromethane	ug/L	ND	1.0	0.54	06/30/21 10:37	
cis-1,2-Dichloroethene	ug/L	ND	0.50	0.38	06/30/21 10:37	
cis-1,3-Dichloropropene	ug/L	ND	0.50	0.36	06/30/21 10:37	
Dibromochloromethane	ug/L	ND	0.50	0.36	06/30/21 10:37	
Dibromomethane	ug/L	ND	0.50	0.39	06/30/21 10:37	
Dichlorodifluoromethane	ug/L	ND	0.50	0.35	06/30/21 10:37	
Diisopropyl ether	ug/L	ND	0.50	0.31	06/30/21 10:37	

Results presented on this page are in the units indicated by the "Units" column except where an alternate unit is presented to the right of the result.

REPORT OF LABORATORY ANALYSIS

This report shall not be reproduced, except in full,
without the written consent of Pace Analytical Services, LLC.

Pace Analytical Services, LLC
9800 Kincey Ave. Suite 100
Huntersville, NC 28078
(704)875-9092

QUALITY CONTROL DATA

Project: 2020-L1-2448 Incident
Pace Project No.: 92546857

METHOD BLANK: 3312857 Matrix: Water
Associated Lab Samples: 92546857001

Parameter	Units	Blank Result	Reporting Limit	MDL	Analyzed	Qualifiers
Ethylbenzene	ug/L	ND	0.50	0.30	06/30/21 10:37	
Hexachloro-1,3-butadiene	ug/L	ND	2.0	1.5	06/30/21 10:37	
Isopropylbenzene (Cumene)	ug/L	ND	0.50	0.33	06/30/21 10:37	
m&p-Xylene	ug/L	ND	1.0	0.71	06/30/21 10:37	
Methyl-tert-butyl ether	ug/L	ND	0.50	0.42	06/30/21 10:37	
Methylene Chloride	ug/L	ND	2.0	2.0	06/30/21 10:37	
n-Butylbenzene	ug/L	ND	0.50	0.49	06/30/21 10:37	
n-Propylbenzene	ug/L	ND	0.50	0.34	06/30/21 10:37	
Naphthalene	ug/L	ND	2.0	0.64	06/30/21 10:37	
o-Xylene	ug/L	ND	0.50	0.34	06/30/21 10:37	
sec-Butylbenzene	ug/L	ND	0.50	0.40	06/30/21 10:37	
Styrene	ug/L	ND	0.50	0.29	06/30/21 10:37	
tert-Butylbenzene	ug/L	ND	0.50	0.32	06/30/21 10:37	
Tetrachloroethene	ug/L	ND	0.50	0.29	06/30/21 10:37	
Toluene	ug/L	ND	0.50	0.48	06/30/21 10:37	
trans-1,2-Dichloroethene	ug/L	ND	0.50	0.40	06/30/21 10:37	
trans-1,3-Dichloropropene	ug/L	ND	0.50	0.36	06/30/21 10:37	
Trichloroethene	ug/L	ND	0.50	0.38	06/30/21 10:37	
Trichlorofluoromethane	ug/L	ND	1.0	0.30	06/30/21 10:37	
Vinyl chloride	ug/L	ND	1.0	0.39	06/30/21 10:37	
1,2-Dichloroethane-d4 (S)	%	103	70-130		06/30/21 10:37	
4-Bromofluorobenzene (S)	%	96	70-130		06/30/21 10:37	
Toluene-d8 (S)	%	101	70-130		06/30/21 10:37	

LABORATORY CONTROL SAMPLE: 3312858

Parameter	Units	Spike Conc.	LCS Result	LCS % Rec	% Rec Limits	Qualifiers
1,1,1,2-Tetrachloroethane	ug/L	50	49.0	98	60-140	
1,1,1-Trichloroethane	ug/L	50	47.7	95	60-140	
1,1,2,2-Tetrachloroethane	ug/L	50	50.7	101	60-140	
1,1,2-Trichloroethane	ug/L	50	48.2	96	60-140	
1,1-Dichloroethane	ug/L	50	47.8	96	60-140	
1,1-Dichloroethene	ug/L	50	46.2	92	60-140	
1,1-Dichloropropene	ug/L	50	47.2	94	60-140	
1,2,3-Trichlorobenzene	ug/L	50	52.5	105	60-140	
1,2,3-Trichloropropane	ug/L	50	48.8	98	60-140	
1,2,4-Trichlorobenzene	ug/L	50	52.2	104	60-140	
1,2,4-Trimethylbenzene	ug/L	50	44.9	90	60-140	
1,2-Dibromo-3-chloropropane	ug/L	50	58.7	117	60-140	
1,2-Dibromoethane (EDB)	ug/L	50	50.5	101	60-140	
1,2-Dichlorobenzene	ug/L	50	47.1	94	60-140	
1,2-Dichloroethane	ug/L	50	44.4	89	60-140	
1,2-Dichloropropane	ug/L	50	47.1	94	60-140	
1,3,5-Trimethylbenzene	ug/L	50	45.9	92	60-140	

Results presented on this page are in the units indicated by the "Units" column except where an alternate unit is presented to the right of the result.

REPORT OF LABORATORY ANALYSIS

This report shall not be reproduced, except in full,
without the written consent of Pace Analytical Services, LLC.

Pace Analytical Services, LLC
9800 Kincey Ave. Suite 100
Huntersville, NC 28078
(704)875-9092

QUALITY CONTROL DATA

Project: 2020-L1-2448 Incident
Pace Project No.: 92546857

LABORATORY CONTROL SAMPLE: 3312858

Parameter	Units	Spike Conc.	LCS Result	LCS % Rec	% Rec Limits	Qualifiers
1,3-Dichlorobenzene	ug/L	50	46.8	94	60-140	
1,3-Dichloropropane	ug/L	50	48.6	97	60-140	
1,4-Dichlorobenzene	ug/L	50	47.5	95	60-140	
2,2-Dichloropropane	ug/L	50	49.9	100	60-140	
2-Chlorotoluene	ug/L	50	46.7	93	60-140	
4-Chlorotoluene	ug/L	50	45.4	91	60-140	
Benzene	ug/L	50	45.7	91	60-140	
Bromobenzene	ug/L	50	47.4	95	60-140	
Bromochloromethane	ug/L	50	49.7	99	60-140	
Bromodichloromethane	ug/L	50	49.0	98	60-140	
Bromoform	ug/L	50	53.8	108	60-140	
Bromomethane	ug/L	50	43.0	86	60-140	
Carbon tetrachloride	ug/L	50	47.2	94	60-140	
Chlorobenzene	ug/L	50	46.7	93	60-140	
Chloroethane	ug/L	50	42.8	86	60-140	
Chloroform	ug/L	50	46.2	92	60-140	
Chloromethane	ug/L	50	43.8	88	60-140	
cis-1,2-Dichloroethene	ug/L	50	46.5	93	60-140	
cis-1,3-Dichloropropene	ug/L	50	49.3	99	60-140	
Dibromochloromethane	ug/L	50	51.5	103	60-140	
Dibromomethane	ug/L	50	48.5	97	60-140	
Dichlorodifluoromethane	ug/L	50	39.6	79	60-140	
Diisopropyl ether	ug/L	50	45.8	92	60-140	
Ethylbenzene	ug/L	50	46.6	93	60-140	
Hexachloro-1,3-butadiene	ug/L	50	50.1	100	60-140	
Isopropylbenzene (Cumene)	ug/L	50	48.0	96	60-140	
m&p-Xylene	ug/L	100	92.4	92	60-140	
Methyl-tert-butyl ether	ug/L	50	49.4	99	60-140	
Methylene Chloride	ug/L	50	48.7	97	60-140	
n-Butylbenzene	ug/L	50	46.8	94	60-140	
n-Propylbenzene	ug/L	50	46.0	92	60-140	
Naphthalene	ug/L	50	51.9	104	60-140	
o-Xylene	ug/L	50	46.9	94	60-140	
sec-Butylbenzene	ug/L	50	44.9	90	60-140	
Styrene	ug/L	50	49.2	98	60-140	
tert-Butylbenzene	ug/L	50	39.4	79	60-140	
Tetrachloroethene	ug/L	50	45.4	91	60-140	
Toluene	ug/L	50	43.0	86	60-140	
trans-1,2-Dichloroethene	ug/L	50	47.6	95	60-140	
trans-1,3-Dichloropropene	ug/L	50	50.2	100	60-140	
Trichloroethene	ug/L	50	45.9	92	60-140	
Trichlorofluoromethane	ug/L	50	38.8	78	60-140	
Vinyl chloride	ug/L	50	46.6	93	60-140	
1,2-Dichloroethane-d4 (S)	%			98	70-130	
4-Bromofluorobenzene (S)	%			102	70-130	
Toluene-d8 (S)	%			99	70-130	

Results presented on this page are in the units indicated by the "Units" column except where an alternate unit is presented to the right of the result.

REPORT OF LABORATORY ANALYSIS

This report shall not be reproduced, except in full,
without the written consent of Pace Analytical Services, LLC.

Pace Analytical Services, LLC
9800 Kincey Ave. Suite 100
Huntersville, NC 28078
(704)875-9092

QUALITY CONTROL DATA

Project: 2020-L1-2448 Incident
Pace Project No.: 92546857

MATRIX SPIKE & MATRIX SPIKE DUPLICATE: 3312859 3312860

Parameter	Units	92546855001 Result	MS Spike Conc.	MSD Spike Conc.	MS Result	MSD Result	MS % Rec	MSD % Rec	% Rec Limits	RPD	Max RPD	Qual
1,1,1,2-Tetrachloroethane	ug/L	ND	20	20	16.5	20.5	83	103	60-140	22	30	
1,1,1-Trichloroethane	ug/L	ND	20	20	17.3	21.3	86	107	60-140	21	30	
1,1,2,2-Tetrachloroethane	ug/L	ND	20	20	17.2	21.3	86	107	60-140	21	30	
1,1,2-Trichloroethane	ug/L	ND	20	20	17.4	21.6	87	108	60-140	21	30	
1,1-Dichloroethane	ug/L	ND	20	20	17.5	20.9	88	104	60-140	17	30	
1,1-Dichloroethene	ug/L	ND	20	20	17.8	21.3	89	106	60-140	18	30	
1,1-Dichloropropene	ug/L	ND	20	20	17.6	21.2	88	106	60-140	18	30	
1,2,3-Trichlorobenzene	ug/L	ND	20	20	15.3	20.0	75	99	60-140	27	30	
1,2,3-Trichloropropane	ug/L	ND	20	20	16.8	21.4	84	107	60-140	24	30	
1,2,4-Trichlorobenzene	ug/L	ND	20	20	15.5	19.8	77	99	60-140	24	30	
1,2,4-Trimethylbenzene	ug/L	ND	20	20	15.0	18.6	75	93	60-140	21	30	
1,2-Dibromo-3-chloropropane	ug/L	ND	20	20	17.6	23.3	88	117	60-140	28	30	
1,2-Dibromoethane (EDB)	ug/L	ND	20	20	16.9	21.4	84	107	60-140	24	30	
1,2-Dichlorobenzene	ug/L	ND	20	20	15.0	19.2	75	96	60-140	24	30	
1,2-Dichloroethane	ug/L	ND	20	20	16.4	19.1	82	96	60-140	15	30	
1,2-Dichloropropane	ug/L	ND	20	20	17.5	21.4	87	107	60-140	20	30	
1,3,5-Trimethylbenzene	ug/L	ND	20	20	15.9	19.7	79	98	60-140	21	30	
1,3-Dichlorobenzene	ug/L	ND	20	20	15.0	18.8	75	94	60-140	23	30	
1,3-Dichloropropane	ug/L	ND	20	20	17.1	20.9	85	105	60-140	20	30	
1,4-Dichlorobenzene	ug/L	ND	20	20	15.6	19.3	78	97	60-140	21	30	
2,2-Dichloropropane	ug/L	ND	20	20	15.2	18.8	76	94	60-140	21	30	
2-Chlorotoluene	ug/L	ND	20	20	15.7	19.5	79	97	60-140	21	30	
4-Chlorotoluene	ug/L	ND	20	20	15.4	18.6	77	93	60-140	19	30	
Benzene	ug/L	ND	20	20	16.6	20.6	83	103	60-140	21	30	
Bromobenzene	ug/L	ND	20	20	16.1	19.8	81	99	60-140	21	30	
Bromochloromethane	ug/L	ND	20	20	17.6	20.9	88	104	60-140	17	30	
Bromodichloromethane	ug/L	ND	20	20	16.9	21.2	84	106	60-140	23	30	
Bromoform	ug/L	ND	20	20	16.9	21.3	84	107	60-140	23	30	
Bromomethane	ug/L	ND	20	20	15.6	19.1	78	96	60-140	20	30	
Carbon tetrachloride	ug/L	ND	20	20	16.9	21.0	84	105	60-140	21	30	
Chlorobenzene	ug/L	ND	20	20	16.4	20.0	82	100	60-140	20	30	
Chloroethane	ug/L	ND	20	20	19.3	21.1	97	106	60-140	9	30	
Chloroform	ug/L	ND	20	20	17.8	21.5	89	107	60-140	19	30	
Chloromethane	ug/L	ND	20	20	16.4	19.3	82	96	60-140	16	30	
cis-1,2-Dichloroethene	ug/L	ND	20	20	17.3	20.7	87	104	60-140	18	30	
cis-1,3-Dichloropropene	ug/L	ND	20	20	16.3	20.5	82	103	60-140	23	30	
Dibromochloromethane	ug/L	ND	20	20	17.1	20.5	85	102	60-140	18	30	
Dibromomethane	ug/L	ND	20	20	17.1	21.2	85	106	60-140	21	30	
Dichlorodifluoromethane	ug/L	ND	20	20	14.7	17.5	74	87	60-140	17	30	
Diisopropyl ether	ug/L	ND	20	20	16.6	20.1	83	100	60-140	19	30	
Ethylbenzene	ug/L	ND	20	20	16.5	20.1	83	100	60-140	19	30	
Hexachloro-1,3-butadiene	ug/L	ND	20	20	15.9	20.0	80	100	60-140	23	30	
Isopropylbenzene (Cumene)	ug/L	ND	20	20	16.7	20.2	84	101	60-140	19	30	
m&p-Xylene	ug/L	ND	40	40	31.9	39.0	80	98	60-140	20	30	

Results presented on this page are in the units indicated by the "Units" column except where an alternate unit is presented to the right of the result.

REPORT OF LABORATORY ANALYSIS

This report shall not be reproduced, except in full,
without the written consent of Pace Analytical Services, LLC.

Pace Analytical Services, LLC
9800 Kincey Ave. Suite 100
Huntersville, NC 28078
(704)875-9092

QUALITY CONTROL DATA

Project: 2020-L1-2448 Incident
Pace Project No.: 92546857

MATRIX SPIKE & MATRIX SPIKE DUPLICATE: 3312859 3312860

Parameter	Units	92546855001 Result	MS Spike Conc.	MSD Spike Conc.	MS Result	MSD Result	MS % Rec	MSD % Rec	% Rec Limits	RPD	Max RPD	Qual
Methyl-tert-butyl ether	ug/L	ND	20	20	17.1	20.8	86	104	60-140	20	30	
Methylene Chloride	ug/L	ND	20	20	17.9	21.7	90	108	60-140	19	30	
n-Butylbenzene	ug/L	ND	20	20	15.6	19.2	78	96	60-140	21	30	
n-Propylbenzene	ug/L	ND	20	20	15.9	19.5	79	97	60-140	20	30	
Naphthalene	ug/L	ND	20	20	14.5	19.4	70	95	60-140	29	30	
o-Xylene	ug/L	ND	20	20	16.0	19.7	80	99	60-140	21	30	
sec-Butylbenzene	ug/L	ND	20	20	15.9	19.2	80	96	60-140	18	30	
Styrene	ug/L	ND	20	20	16.1	19.8	81	99	60-140	20	30	
tert-Butylbenzene	ug/L	ND	20	20	13.8	17.1	69	85	60-140	21	30	
Tetrachloroethene	ug/L	ND	20	20	16.1	19.7	81	99	60-140	20	30	
Toluene	ug/L	ND	20	20	15.9	20.0	80	100	60-140	23	30	
trans-1,2-Dichloroethene	ug/L	ND	20	20	17.5	21.1	88	105	60-140	18	30	
trans-1,3-Dichloropropene	ug/L	ND	20	20	16.0	20.6	80	103	60-140	25	30	
Trichloroethene	ug/L	ND	20	20	16.7	20.7	83	104	60-140	22	30	
Trichlorofluoromethane	ug/L	ND	20	20	17.3	20.1	87	100	60-140	15	30	
Vinyl chloride	ug/L	ND	20	20	17.6	21.1	88	105	60-140	18	30	
1,2-Dichloroethane-d4 (S)	%						105	98	70-130			
4-Bromofluorobenzene (S)	%						99	100	70-130			
Toluene-d8 (S)	%						99	101	70-130			

Results presented on this page are in the units indicated by the "Units" column except where an alternate unit is presented to the right of the result.

REPORT OF LABORATORY ANALYSIS

This report shall not be reproduced, except in full,
without the written consent of Pace Analytical Services, LLC.

Pace Analytical Services, LLC
9800 Kincey Ave. Suite 100
Huntersville, NC 28078
(704)875-9092

QUALIFIERS

Project: 2020-L1-2448 Incident
Pace Project No.: 92546857

DEFINITIONS

DF - Dilution Factor, if reported, represents the factor applied to the reported data due to dilution of the sample aliquot.

ND - Not Detected at or above adjusted reporting limit.

TNTC - Too Numerous To Count

J - Estimated concentration above the adjusted method detection limit and below the adjusted reporting limit.

MDL - Adjusted Method Detection Limit.

PQL - Practical Quantitation Limit.

RL - Reporting Limit - The lowest concentration value that meets project requirements for quantitative data with known precision and bias for a specific analyte in a specific matrix.

S - Surrogate

1,2-Diphenylhydrazine decomposes to and cannot be separated from Azobenzene using Method 8270. The result for each analyte is a combined concentration.

Consistent with EPA guidelines, unrounded data are displayed and have been used to calculate % recovery and RPD values.

LCS(D) - Laboratory Control Sample (Duplicate)

MS(D) - Matrix Spike (Duplicate)

DUP - Sample Duplicate

RPD - Relative Percent Difference

NC - Not Calculable.

SG - Silica Gel - Clean-Up

U - Indicates the compound was analyzed for, but not detected.

Acid preservation may not be appropriate for 2 Chloroethylvinyl ether.

A separate vial preserved to a pH of 4-5 is recommended in SW846 Chapter 4 for the analysis of Acrolein and Acrylonitrile by EPA Method 8260.

N-Nitrosodiphenylamine decomposes and cannot be separated from Diphenylamine using Method 8270. The result reported for each analyte is a combined concentration.

Pace Analytical is TNI accredited. Contact your Pace PM for the current list of accredited analytes.

TNI - The NELAC Institute.

ANALYTE QUALIFIERS

N2	The lab does not hold NELAC/TNI accreditation for this parameter but other accreditations/certifications may apply. A complete list of accreditations/certifications is available upon request.

This report shall not be reproduced, except in full,
without the written consent of Pace Analytical Services, LLC.

Pace Analytical Services, LLC
9800 Kincey Ave. Suite 100
Huntersville, NC 28078
(704)875-9092

QUALITY CONTROL DATA CROSS REFERENCE TABLE

Project: 2020-L1-2448 Incident
Pace Project No.: 92546857

Lab ID	Sample ID	QC Batch Method	QC Batch	Analytical Method	Analytical Batch
92546857001	**13835_AC_RD_20210629**	MADEP VPH	631020		
92546857001	**13835_AC_RD_20210629**	EPA 3010A	631445	EPA 6010D	631455
92546857001	**13835_AC_RD_20210629**	SM 6200B	630540		

This report shall not be reproduced, except in full,
without the written consent of Pace Analytical Services, LLC.

CHAIN-OF-CUSTODY Analytical Request Document

Pace Analytical

Chain-of-Custody is a LEGAL DOCUMENT - Complete all relevent fields

LAB USE ONLY- Affix W

WO# : 92546857

92546857

ALL SH

Container Preservativ

** Preservative Types: (1) nitric acid, (2) sulfuric acid, (3) hydrochloric acid, (4) sodium hydroxide, (5) zinc acetate, (6) methanol, (7) sodium bisulfate, (8) sodium thiosulfate, (9) hexane, (A) ascorbic acid, (B) ammonium sulfate, (C) ammonium hydroxide, (D) TSP, (U) Unpreserved, (O) Other _____

Company: Apex Companies	Billing Information:
Address:	
Report To: Andrew Street	Email To: Andrew.Street@apexcos.com
Copy To:	Site Collection Info/Address: 13835 Asbury Chapel Rd
Customer Project Name/Number: 2020-LI-2448 Trident	State: NC County/City: Huntersville Time Zone Collected: [ ] PT [ ] MT [ ] CT [ ] ET
Phone: Email:	Site/Facility ID #: Compliance Monitoring? [ ] Yes [ ] No
Collected By (print): Naomi Fretz	Purchase Order #: Quote #: DW PWS ID #: DW Location Code:
Collected By (signature): Naomi Fretz	Turnaround Date Required: ASAP Immediately Packed on Ice: [ ] Yes [ ] No
Sample Disposal: [ ] Dispose as appropriate [ ] Return [ ] Archive: _____ [ ] Hold: _____	Rush: [ ] Same Day [ ] Next Day [ ] 2 Day [ ] 3 Day [ ] 4 Day [ ] 5 Day (Expedite Charges Apply) Field Filtered (if applicable): [ ] Yes [ ] No Analysis: _____

* Matrix Codes (Insert in Matrix box below): Drinking Water (DW), Ground Water (GW), Wastewater (WW), Product (P), Soil/Solid (SL), Oil (OL), Wipe (WP), Air (AR), Tissue (TS), Bioassay (B), Vapor (V), Other (OT)

Customer Sample ID	Matrix *	Comp / Grab	Collected (or Composite Start) Date	Collected (or Composite Start) Time	Composite End Date	Composite End Time	Res Cl	# of Ctns	VOCs 6200B	MADEP VPH	Lead							
13835.AC.RD.20210629	DW	G	6-29-21	1030				8	X	X	X							

Analyses

Lab Profile/Line:

Lab Sample Receipt Checklist:

Custody Seals Present/Intact	Y (N) NA
Custody Signatures Present	Y (N) NA
Collector Signature Present	(Y) N NA
Bottles Intact	(Y) N NA
Correct Bottles	(Y) N NA
Sufficient Volume	(Y) N NA
Samples Received on Ice	(Y) N NA
VOA - Headspace Acceptable	Y (N) NA
USDA Regulated Soils	Y (N) NA
Samples in Holding Time	(Y) N NA
Residual Chlorine Present	Y N (NA)
Cl Strips: _____	
Sample pH Acceptable	(Y) N NA
pH Strips: 223319AV	
Sulfide Present	Y N (NA)
Lead Acetate Strips: _____	

LAB USE ONLY:
Lab Sample # / Comments:

92546857 001

Customer Remarks / Special Conditions / Possible Hazards:

Type of Ice Used: (Wet) Blue Dry None

Packing Material Used: Bubble bags

Radchem sample(s) screened (<500 cpm): Y N NA

SHORT HOLDS PRESENT (<72 hours): Y (N) N/A

Lab Tracking #: 2632740

Samples received via: FEDEX UPS (Client) Courier Pace Courier

Lab Sample Temperature Info:
Temp Blank Received: Y (N) NA
Therm ID#: IR 92T064
Cooler 1 Temp Upon Receipt: 2.8 oC
Cooler 1 Therm Corr. Factor: -.1 oC
Cooler 1 Corrected Temp: 2.7 oC
Comments:

Relinquished by/Company: (Signature)	Date/Time:	Received by/Company: (Signature)	Date/Time:
Naomi Fretz / Apex	6-29-21 1240	John Whitman Pace	6.29.21 1240
Relinquished by/Company: (Signature)	Date/Time:	Received by/Company: (Signature)	Date/Time:
Relinquished by/Company: (Signature)	Date/Time:	Received by/Company: (Signature)	Date/Time:

MTJL LAB USE ONLY
Table #:
Acctnum:
Template:
Prelogin:
PM:
PB:

Trip Blank Received: Y (N) NA
HCL MeOH TSP Other

Non Conformance(s): YES / (NO)

Page: _____ of: _____

***Check mark top half of box if pH and/or dechlorination is verified and within the acceptance range for preservation samples.**

Exceptions: VOA, Coliform, TOC, Oil and Grease, DRO/8015 (water) DOC, LLHg

****Bottom half of box is to list number of bottles**

Project #

WO# : 92546857

PM: AMB **Due Date: 07/07/21**

CLIENT: 92-APEX MOOR

Item#	BP4U-125 mL Plastic Unpreserved (N/A) (Cl-)	BP3U-250 mL Plastic Unpreserved (N/A)	BP2U-500 mL Plastic Unpreserved (N/A)	BP1U-1 liter Plastic Unpreserved (N/A)	BP4S-125 mL Plastic H2SO4 (pH < 2) (Cl-)	BP3N-250 mL plastic HNO3 (pH < 2)	BP4Z-125 mL Plastic ZN Acetate & NaOH (>9)	BP4C-125 mL Plastic NaOH (pH > 12) (Cl-)	WGFU-Wide-mouthed Glass jar Unpreserved	AG1U-1 liter Amber Unpreserved (N/A) (Cl-)	AG1H-1 liter Amber HCl (pH < 2)	AG3U-250 mL Amber Unpreserved (N/A) (Cl-)	AG1S-1 liter Amber H2SO4 (pH < 2)	AG3S-250 mL Amber H2SO4 (pH < 2)	AG3A(DG3A)-250 mL Amber NH4Cl (N/A)(Cl-)	DG9H-40 mL VOA HCl (N/A)	VG9T-40 mL VOA Na2S2O3 (N/A)	VG9U-40 mL VOA Unp (N/A)	DG9P-40 mL VOA H3PO4 (N/A)	VOAK (6 vials per kit)-5035 kit (N/A)	V/GK (3 vials per kit)-VPH/Gas kit (N/A)	SP5T-125 mL Sterile Plastic (N/A – lab)	SP2T-250 mL Sterile Plastic (N/A – lab)		BP3A-250 mL Plastic (NH2)2SO4 (9.3-9.7)	AG0U-100 mL Amber Unpreserved vials (N/A)	VSGU-20 mL Scintillation vials (N/A)	DG9U-40 mL Amber Unpreserved vials (N/A)
1						1 ✓										7													
2																													
3																													
4																													
5																													
6																													
7																													
8																													
9																													
10																													
11																													
12																													

pH Adjustment Log for Preserved Samples

Sample ID	Type of Preservative	pH upon receipt	Date preservation adjusted	Time preservation adjusted	Amount of Preservative added	Lot #

Note: Whenever there is a discrepancy affecting North Carolina compliance samples, a copy of this form will be sent to the North Carolina DEHNR Certification Office (i.e. Out of hold, incorrect preservative, out of temp, incorrect containers.

Pace Analytical Services, LLC
9800 Kincey Ave. Suite 100
Huntersville, NC 28078
(704)875-9092

July 07, 2021

Andrew Street
Apex Companies - NC
5900 Northwoods Business Pkwy
Suite 5900-0
Charlotte, NC 28269

RE: Project: 2020-L1-2448 Incident
Pace Project No.: 92546858

Dear Andrew Street:

Enclosed are the analytical results for sample(s) received by the laboratory on June 29, 2021. The results relate only to the samples included in this report. Results reported herein conform to the applicable TNI/NELAC Standards and the laboratory's Quality Manual, where applicable, unless otherwise noted in the body of the report.

The test results provided in this final report were generated by each of the following laboratories within the Pace Network:

- Pace Analytical Services - Asheville
- Pace Analytical Services - Charlotte

If you have any questions concerning this report, please feel free to contact me.

Sincerely,

Angela M. Baioni

Angela Baioni
angela.baioni@pacelabs.com
(704)875-9092
Project Manager

Enclosures

cc: J Culbreath, Colonial Pipeline Company
Naomi Fretz, APEX Companies, LLC
Robert Hughes, Colonial Pipeline
Cameron Lee, Montrose-EPS
Jamie Moran, APEX Companies, LLC
Jeff Morrison, Colonial Pipeline Company
Tom Naumann, APEX Companies - NC
Joe Nicolette, Montrose-EPS
Christopher Schultz, Apex Companies
Matt Teixeira, Apex Companies, LLC
Michael Verdon, Colonial Pipeline Company
JM Wyatt, Colonial Pipeline Company

REPORT OF LABORATORY ANALYSIS

This report shall not be reproduced, except in full,
without the written consent of Pace Analytical Services, LLC.

Pace Analytical Services, LLC
9800 Kincey Ave. Suite 100
Huntersville, NC 28078
(704)875-9092

CERTIFICATIONS

Project: 2020-L1-2448 Incident
Pace Project No.: 92546858

Pace Analytical Services Charlotte

9800 Kincey Ave. Ste 100, Huntersville, NC 28078
Louisiana/NELAP Certification # LA170028
North Carolina Drinking Water Certification #: 37706
North Carolina Field Services Certification #: 5342
North Carolina Wastewater Certification #: 12
South Carolina Certification #: 99006001
Florida/NELAP Certification #: E87627
Kentucky UST Certification #: 84
Virginia/VELAP Certification #: 460221

Pace Analytical Services Asheville

2225 Riverside Drive, Asheville, NC 28804
Florida/NELAP Certification #: E87648
North Carolina Drinking Water Certification #: 37712
North Carolina Wastewater Certification #: 40
South Carolina Certification #: 99030001
Virginia/VELAP Certification #: 460222

This report shall not be reproduced, except in full,
without the written consent of Pace Analytical Services, LLC.

Pace Analytical Services, LLC
9800 Kincey Ave. Suite 100
Huntersville, NC 28078
(704)875-9092

SAMPLE SUMMARY

Project: 2020-L1-2448 Incident
Pace Project No.: 92546858

Lab ID	Sample ID	Matrix	Date Collected	Date Received
92546858001	**13926B_HC_RD_20210629**	Water	06/29/21 11:15	06/29/21 12:40

REPORT OF LABORATORY ANALYSIS

This report shall not be reproduced, except in full,
without the written consent of Pace Analytical Services, LLC.

Pace Analytical Services, LLC
9800 Kincey Ave. Suite 100
Huntersville, NC 28078
(704)875-9092

SAMPLE ANALYTE COUNT

Project: 2020-L1-2448 Incident
Pace Project No.: 92546858

Lab ID	Sample ID	Method	Analysts	Analytes Reported	Laboratory
92546858001	**13926B_HC_RD_20210629**	MADEP VPH	MAD	6	PASI-C
		EPA 6010D	CBV	1	PASI-A
		SM 6200B	SAS	63	PASI-C

PASI-A = Pace Analytical Services - Asheville
PASI-C = Pace Analytical Services - Charlotte

This report shall not be reproduced, except in full,
without the written consent of Pace Analytical Services, LLC.

Pace Analytical Services, LLC
9800 Kincey Ave. Suite 100
Huntersville, NC 28078
(704)875-9092

ANALYTICAL RESULTS

Project: 2020-L1-2448 Incident
Pace Project No.: 92546858

Sample: 13926B_HC_RD_20210629 **Lab ID: 92546858001** Collected: 06/29/21 11:15 Received: 06/29/21 12:40 Matrix: Water

Parameters	Results	Units	Report Limit	MDL	DF	Prepared	Analyzed	CAS No.	Qual
VPH NC Water	Analytical Method: MADEP VPH Pace Analytical Services - Charlotte								
Total VPH (C5-C12)	ND	ug/L	50.0	50.0	1		07/01/21 20:37		N2
Aliphatic (C05-C08)	ND	ug/L	50.0	50.0	1		07/01/21 20:37		N2
Aliphatic(C09-C12) Adjusted	ND	ug/L	50.0	50.0	1		07/01/21 20:37		N2
Aromatic (C09-C10)	ND	ug/L	50.0	50.0	1		07/01/21 20:37		N2
Surrogates									
4-Bromofluorobenzene (FID) (S)	106	%	70-130		1		07/01/21 20:37	460-00-4	
4-Bromofluorobenzene (PID) (S)	104	%	70-130		1		07/01/21 20:37	460-00-4	
6010 MET ICP	Analytical Method: EPA 6010D Preparation Method: EPA 3010A Pace Analytical Services - Asheville								
Lead	ND	ug/L	5.0	4.5	1	07/04/21 17:46	07/05/21 21:27	7439-92-1	
6200B MSV	Analytical Method: SM 6200B Pace Analytical Services - Charlotte								
Benzene	ND	ug/L	0.50	0.34	1		06/30/21 16:55	71-43-2	
Bromobenzene	ND	ug/L	0.50	0.29	1		06/30/21 16:55	108-86-1	
Bromochloromethane	ND	ug/L	0.50	0.47	1		06/30/21 16:55	74-97-5	
Bromodichloromethane	ND	ug/L	0.50	0.31	1		06/30/21 16:55	75-27-4	
Bromoform	ND	ug/L	0.50	0.34	1		06/30/21 16:55	75-25-2	
Bromomethane	ND	ug/L	5.0	1.7	1		06/30/21 16:55	74-83-9	
n-Butylbenzene	ND	ug/L	0.50	0.49	1		06/30/21 16:55	104-51-8	
sec-Butylbenzene	ND	ug/L	0.50	0.40	1		06/30/21 16:55	135-98-8	
tert-Butylbenzene	ND	ug/L	0.50	0.32	1		06/30/21 16:55	98-06-6	
Carbon tetrachloride	ND	ug/L	0.50	0.33	1		06/30/21 16:55	56-23-5	
Chlorobenzene	ND	ug/L	0.50	0.28	1		06/30/21 16:55	108-90-7	
Chloroethane	ND	ug/L	1.0	0.65	1		06/30/21 16:55	75-00-3	
Chloroform	**8.8**	ug/L	0.50	0.35	1		06/30/21 16:55	67-66-3	
Chloromethane	ND	ug/L	1.0	0.54	1		06/30/21 16:55	74-87-3	
2-Chlorotoluene	ND	ug/L	0.50	0.32	1		06/30/21 16:55	95-49-8	
4-Chlorotoluene	ND	ug/L	0.50	0.32	1		06/30/21 16:55	106-43-4	
1,2-Dibromo-3-chloropropane	ND	ug/L	1.0	0.34	1		06/30/21 16:55	96-12-8	
Dibromochloromethane	ND	ug/L	0.50	0.36	1		06/30/21 16:55	124-48-1	
1,2-Dibromoethane (EDB)	ND	ug/L	0.50	0.27	1		06/30/21 16:55	106-93-4	
Dibromomethane	ND	ug/L	0.50	0.39	1		06/30/21 16:55	74-95-3	
1,2-Dichlorobenzene	ND	ug/L	0.50	0.34	1		06/30/21 16:55	95-50-1	
1,3-Dichlorobenzene	ND	ug/L	0.50	0.34	1		06/30/21 16:55	541-73-1	
1,4-Dichlorobenzene	ND	ug/L	0.50	0.33	1		06/30/21 16:55	106-46-7	
Dichlorodifluoromethane	ND	ug/L	0.50	0.35	1		06/30/21 16:55	75-71-8	
1,1-Dichloroethane	ND	ug/L	0.50	0.37	1		06/30/21 16:55	75-34-3	
1,2-Dichloroethane	ND	ug/L	0.50	0.32	1		06/30/21 16:55	107-06-2	
1,1-Dichloroethene	ND	ug/L	0.50	0.35	1		06/30/21 16:55	75-35-4	
cis-1,2-Dichloroethene	ND	ug/L	0.50	0.38	1		06/30/21 16:55	156-59-2	
trans-1,2-Dichloroethene	ND	ug/L	0.50	0.40	1		06/30/21 16:55	156-60-5	
1,2-Dichloropropane	ND	ug/L	0.50	0.36	1		06/30/21 16:55	78-87-5	
1,3-Dichloropropane	ND	ug/L	0.50	0.28	1		06/30/21 16:55	142-28-9	

REPORT OF LABORATORY ANALYSIS

This report shall not be reproduced, except in full,
without the written consent of Pace Analytical Services, LLC.

Pace Analytical Services, LLC
9800 Kincey Ave. Suite 100
Huntersville, NC 28078
(704)875-9092

ANALYTICAL RESULTS

Project: 2020-L1-2448 Incident
Pace Project No.: 92546858

Sample: 13926B_HC_RD_20210629 **Lab ID: 92546858001** Collected: 06/29/21 11:15 Received: 06/29/21 12:40 Matrix: Water

Parameters	Results	Units	Report Limit	MDL	DF	Prepared	Analyzed	CAS No.	Qual
6200B MSV	Analytical Method: SM 6200B Pace Analytical Services - Charlotte								
2,2-Dichloropropane	ND	ug/L	0.50	0.39	1		06/30/21 16:55	594-20-7	
1,1-Dichloropropene	ND	ug/L	0.50	0.43	1		06/30/21 16:55	563-58-6	
cis-1,3-Dichloropropene	ND	ug/L	0.50	0.36	1		06/30/21 16:55	10061-01-5	
trans-1,3-Dichloropropene	ND	ug/L	0.50	0.36	1		06/30/21 16:55	10061-02-6	
Diisopropyl ether	ND	ug/L	0.50	0.31	1		06/30/21 16:55	108-20-3	
Ethylbenzene	ND	ug/L	0.50	0.30	1		06/30/21 16:55	100-41-4	
Hexachloro-1,3-butadiene	ND	ug/L	2.0	1.5	1		06/30/21 16:55	87-68-3	
Isopropylbenzene (Cumene)	ND	ug/L	0.50	0.33	1		06/30/21 16:55	98-82-8	
Methylene Chloride	ND	ug/L	2.0	2.0	1		06/30/21 16:55	75-09-2	
Methyl-tert-butyl ether	ND	ug/L	0.50	0.42	1		06/30/21 16:55	1634-04-4	
Naphthalene	ND	ug/L	2.0	0.64	1		06/30/21 16:55	91-20-3	
n-Propylbenzene	ND	ug/L	0.50	0.34	1		06/30/21 16:55	103-65-1	
Styrene	ND	ug/L	0.50	0.29	1		06/30/21 16:55	100-42-5	
1,1,1,2-Tetrachloroethane	ND	ug/L	0.50	0.31	1		06/30/21 16:55	630-20-6	
1,1,2,2-Tetrachloroethane	ND	ug/L	0.50	0.22	1		06/30/21 16:55	79-34-5	
Tetrachloroethene	ND	ug/L	0.50	0.29	1		06/30/21 16:55	127-18-4	
Toluene	ND	ug/L	0.50	0.48	1		06/30/21 16:55	108-88-3	
1,2,3-Trichlorobenzene	ND	ug/L	2.0	0.81	1		06/30/21 16:55	87-61-6	
1,2,4-Trichlorobenzene	ND	ug/L	2.0	0.64	1		06/30/21 16:55	120-82-1	
1,1,1-Trichloroethane	ND	ug/L	0.50	0.33	1		06/30/21 16:55	71-55-6	
1,1,2-Trichloroethane	ND	ug/L	0.50	0.32	1		06/30/21 16:55	79-00-5	
Trichloroethene	ND	ug/L	0.50	0.38	1		06/30/21 16:55	79-01-6	
Trichlorofluoromethane	ND	ug/L	1.0	0.30	1		06/30/21 16:55	75-69-4	
1,2,3-Trichloropropane	ND	ug/L	0.50	0.26	1		06/30/21 16:55	96-18-4	
1,2,4-Trimethylbenzene	ND	ug/L	0.50	0.50	1		06/30/21 16:55	95-63-6	
1,3,5-Trimethylbenzene	ND	ug/L	0.50	0.33	1		06/30/21 16:55	108-67-8	
Vinyl chloride	ND	ug/L	1.0	0.39	1		06/30/21 16:55	75-01-4	
m&p-Xylene	ND	ug/L	1.0	0.71	1		06/30/21 16:55	179601-23-1	
o-Xylene	ND	ug/L	0.50	0.34	1		06/30/21 16:55	95-47-6	
Surrogates									
1,2-Dichloroethane-d4 (S)	105	%	70-130		1		06/30/21 16:55	17060-07-0	
4-Bromofluorobenzene (S)	98	%	70-130		1		06/30/21 16:55	460-00-4	
Toluene-d8 (S)	102	%	70-130		1		06/30/21 16:55	2037-26-5	

REPORT OF LABORATORY ANALYSIS

This report shall not be reproduced, except in full,
without the written consent of Pace Analytical Services, LLC.

Pace Analytical Services, LLC
9800 Kincey Ave. Suite 100
Huntersville, NC 28078
(704)875-9092

QUALITY CONTROL DATA

Project: 2020-L1-2448 Incident
Pace Project No.: 92546858

QC Batch: 631020
QC Batch Method: MADEP VPH
Analysis Method: MADEP VPH
Analysis Description: VPH NC Water
Laboratory: Pace Analytical Services - Charlotte
Associated Lab Samples: 92546858001

METHOD BLANK: 3315283 Matrix: Water
Associated Lab Samples: 92546858001

Parameter	Units	Blank Result	Reporting Limit	MDL	Analyzed	Qualifiers
Aliphatic (C05-C08)	ug/L	ND	50.0	50.0	07/01/21 14:53	N2
Aromatic (C09-C10)	ug/L	ND	50.0	50.0	07/01/21 14:53	N2
4-Bromofluorobenzene (FID) (S)	%	105	70-130		07/01/21 14:53	
4-Bromofluorobenzene (PID) (S)	%	103	70-130		07/01/21 14:53	

LABORATORY CONTROL SAMPLE & LCSD: 3315284 3315285

Parameter	Units	Spike Conc.	LCS Result	LCSD Result	LCS % Rec	LCSD % Rec	% Rec Limits	RPD	Max RPD	Qualifiers
Aliphatic (C05-C08)	ug/L	300	333	321	111	107	70-130	4	25	N2
Aromatic (C09-C10)	ug/L	100	115	112	115	112	70-130	2	25	N2
4-Bromofluorobenzene (FID) (S)	%				108	103	70-130			
4-Bromofluorobenzene (PID) (S)	%				103	98	70-130			

Results presented on this page are in the units indicated by the "Units" column except where an alternate unit is presented to the right of the result.

REPORT OF LABORATORY ANALYSIS

This report shall not be reproduced, except in full,
without the written consent of Pace Analytical Services, LLC.

Pace Analytical Services, LLC
9800 Kincey Ave. Suite 100
Huntersville, NC 28078
(704)875-9092

QUALITY CONTROL DATA

Project: 2020-L1-2448 Incident
Pace Project No.: 92546858

QC Batch: 631445
QC Batch Method: EPA 3010A
Analysis Method: EPA 6010D
Analysis Description: 6010 MET
Laboratory: Pace Analytical Services - Asheville
Associated Lab Samples: 92546858001

METHOD BLANK: 3317439 Matrix: Water
Associated Lab Samples: 92546858001

Parameter	Units	Blank Result	Reporting Limit	MDL	Analyzed	Qualifiers
Lead	ug/L	ND	5.0	4.5	07/06/21 14:06	

LABORATORY CONTROL SAMPLE: 3317440

Parameter	Units	Spike Conc.	LCS Result	LCS % Rec	% Rec Limits	Qualifiers
Lead	ug/L	500	486	97	80-120	

MATRIX SPIKE & MATRIX SPIKE DUPLICATE: 3317441 3317442

Parameter	Units	92546259001 Result	MS Spike Conc.	MSD Spike Conc.	MS Result	MSD Result	MS % Rec	MSD % Rec	% Rec Limits	RPD	Max RPD	Qual
Lead	ug/L	ND	500	500	493	493	98	98	75-125	0	20	

Results presented on this page are in the units indicated by the "Units" column except where an alternate unit is presented to the right of the result.

REPORT OF LABORATORY ANALYSIS

This report shall not be reproduced, except in full,
without the written consent of Pace Analytical Services, LLC.

Pace Analytical Services, LLC
9800 Kincey Ave. Suite 100
Huntersville, NC 28078
(704)875-9092

QUALITY CONTROL DATA

Project: 2020-L1-2448 Incident
Pace Project No.: 92546858

QC Batch: 630540
QC Batch Method: SM 6200B
Analysis Method: SM 6200B
Analysis Description: 6200B MSV
Laboratory: Pace Analytical Services - Charlotte

Associated Lab Samples: 92546858001

METHOD BLANK: 3312857 Matrix: Water
Associated Lab Samples: 92546858001

Parameter	Units	Blank Result	Reporting Limit	MDL	Analyzed	Qualifiers
1,1,1,2-Tetrachloroethane	ug/L	ND	0.50	0.31	06/30/21 10:37	
1,1,1-Trichloroethane	ug/L	ND	0.50	0.33	06/30/21 10:37	
1,1,2,2-Tetrachloroethane	ug/L	ND	0.50	0.22	06/30/21 10:37	
1,1,2-Trichloroethane	ug/L	ND	0.50	0.32	06/30/21 10:37	
1,1-Dichloroethane	ug/L	ND	0.50	0.37	06/30/21 10:37	
1,1-Dichloroethene	ug/L	ND	0.50	0.35	06/30/21 10:37	
1,1-Dichloropropene	ug/L	ND	0.50	0.43	06/30/21 10:37	
1,2,3-Trichlorobenzene	ug/L	ND	2.0	0.81	06/30/21 10:37	
1,2,3-Trichloropropane	ug/L	ND	0.50	0.26	06/30/21 10:37	
1,2,4-Trichlorobenzene	ug/L	ND	2.0	0.64	06/30/21 10:37	
1,2,4-Trimethylbenzene	ug/L	ND	0.50	0.50	06/30/21 10:37	
1,2-Dibromo-3-chloropropane	ug/L	ND	1.0	0.34	06/30/21 10:37	
1,2-Dibromoethane (EDB)	ug/L	ND	0.50	0.27	06/30/21 10:37	
1,2-Dichlorobenzene	ug/L	ND	0.50	0.34	06/30/21 10:37	
1,2-Dichloroethane	ug/L	ND	0.50	0.32	06/30/21 10:37	
1,2-Dichloropropane	ug/L	ND	0.50	0.36	06/30/21 10:37	
1,3,5-Trimethylbenzene	ug/L	ND	0.50	0.33	06/30/21 10:37	
1,3-Dichlorobenzene	ug/L	ND	0.50	0.34	06/30/21 10:37	
1,3-Dichloropropane	ug/L	ND	0.50	0.28	06/30/21 10:37	
1,4-Dichlorobenzene	ug/L	ND	0.50	0.33	06/30/21 10:37	
2,2-Dichloropropane	ug/L	ND	0.50	0.39	06/30/21 10:37	
2-Chlorotoluene	ug/L	ND	0.50	0.32	06/30/21 10:37	
4-Chlorotoluene	ug/L	ND	0.50	0.32	06/30/21 10:37	
Benzene	ug/L	ND	0.50	0.34	06/30/21 10:37	
Bromobenzene	ug/L	ND	0.50	0.29	06/30/21 10:37	
Bromochloromethane	ug/L	ND	0.50	0.47	06/30/21 10:37	
Bromodichloromethane	ug/L	ND	0.50	0.31	06/30/21 10:37	
Bromoform	ug/L	ND	0.50	0.34	06/30/21 10:37	
Bromomethane	ug/L	ND	5.0	1.7	06/30/21 10:37	
Carbon tetrachloride	ug/L	ND	0.50	0.33	06/30/21 10:37	
Chlorobenzene	ug/L	ND	0.50	0.28	06/30/21 10:37	
Chloroethane	ug/L	ND	1.0	0.65	06/30/21 10:37	
Chloroform	ug/L	ND	0.50	0.35	06/30/21 10:37	
Chloromethane	ug/L	ND	1.0	0.54	06/30/21 10:37	
cis-1,2-Dichloroethene	ug/L	ND	0.50	0.38	06/30/21 10:37	
cis-1,3-Dichloropropene	ug/L	ND	0.50	0.36	06/30/21 10:37	
Dibromochloromethane	ug/L	ND	0.50	0.36	06/30/21 10:37	
Dibromomethane	ug/L	ND	0.50	0.39	06/30/21 10:37	
Dichlorodifluoromethane	ug/L	ND	0.50	0.35	06/30/21 10:37	
Diisopropyl ether	ug/L	ND	0.50	0.31	06/30/21 10:37	

Results presented on this page are in the units indicated by the "Units" column except where an alternate unit is presented to the right of the result.

REPORT OF LABORATORY ANALYSIS

This report shall not be reproduced, except in full,
without the written consent of Pace Analytical Services, LLC.

Pace Analytical Services, LLC
9800 Kincey Ave. Suite 100
Huntersville, NC 28078
(704)875-9092

QUALITY CONTROL DATA

Project: 2020-L1-2448 Incident
Pace Project No.: 92546858

METHOD BLANK: 3312857 Matrix: Water
Associated Lab Samples: 92546858001

Parameter	Units	Blank Result	Reporting Limit	MDL	Analyzed	Qualifiers
Ethylbenzene	ug/L	ND	0.50	0.30	06/30/21 10:37	
Hexachloro-1,3-butadiene	ug/L	ND	2.0	1.5	06/30/21 10:37	
Isopropylbenzene (Cumene)	ug/L	ND	0.50	0.33	06/30/21 10:37	
m&p-Xylene	ug/L	ND	1.0	0.71	06/30/21 10:37	
Methyl-tert-butyl ether	ug/L	ND	0.50	0.42	06/30/21 10:37	
Methylene Chloride	ug/L	ND	2.0	2.0	06/30/21 10:37	
n-Butylbenzene	ug/L	ND	0.50	0.49	06/30/21 10:37	
n-Propylbenzene	ug/L	ND	0.50	0.34	06/30/21 10:37	
Naphthalene	ug/L	ND	2.0	0.64	06/30/21 10:37	
o-Xylene	ug/L	ND	0.50	0.34	06/30/21 10:37	
sec-Butylbenzene	ug/L	ND	0.50	0.40	06/30/21 10:37	
Styrene	ug/L	ND	0.50	0.29	06/30/21 10:37	
tert-Butylbenzene	ug/L	ND	0.50	0.32	06/30/21 10:37	
Tetrachloroethene	ug/L	ND	0.50	0.29	06/30/21 10:37	
Toluene	ug/L	ND	0.50	0.48	06/30/21 10:37	
trans-1,2-Dichloroethene	ug/L	ND	0.50	0.40	06/30/21 10:37	
trans-1,3-Dichloropropene	ug/L	ND	0.50	0.36	06/30/21 10:37	
Trichloroethene	ug/L	ND	0.50	0.38	06/30/21 10:37	
Trichlorofluoromethane	ug/L	ND	1.0	0.30	06/30/21 10:37	
Vinyl chloride	ug/L	ND	1.0	0.39	06/30/21 10:37	
1,2-Dichloroethane-d4 (S)	%	103	70-130		06/30/21 10:37	
4-Bromofluorobenzene (S)	%	96	70-130		06/30/21 10:37	
Toluene-d8 (S)	%	101	70-130		06/30/21 10:37	

LABORATORY CONTROL SAMPLE: 3312858

Parameter	Units	Spike Conc.	LCS Result	LCS % Rec	% Rec Limits	Qualifiers
1,1,1,2-Tetrachloroethane	ug/L	50	49.0	98	60-140	
1,1,1-Trichloroethane	ug/L	50	47.7	95	60-140	
1,1,2,2-Tetrachloroethane	ug/L	50	50.7	101	60-140	
1,1,2-Trichloroethane	ug/L	50	48.2	96	60-140	
1,1-Dichloroethane	ug/L	50	47.8	96	60-140	
1,1-Dichloroethene	ug/L	50	46.2	92	60-140	
1,1-Dichloropropene	ug/L	50	47.2	94	60-140	
1,2,3-Trichlorobenzene	ug/L	50	52.5	105	60-140	
1,2,3-Trichloropropane	ug/L	50	48.8	98	60-140	
1,2,4-Trichlorobenzene	ug/L	50	52.2	104	60-140	
1,2,4-Trimethylbenzene	ug/L	50	44.9	90	60-140	
1,2-Dibromo-3-chloropropane	ug/L	50	58.7	117	60-140	
1,2-Dibromoethane (EDB)	ug/L	50	50.5	101	60-140	
1,2-Dichlorobenzene	ug/L	50	47.1	94	60-140	
1,2-Dichloroethane	ug/L	50	44.4	89	60-140	
1,2-Dichloropropane	ug/L	50	47.1	94	60-140	
1,3,5-Trimethylbenzene	ug/L	50	45.9	92	60-140	

Results presented on this page are in the units indicated by the "Units" column except where an alternate unit is presented to the right of the result.

REPORT OF LABORATORY ANALYSIS

This report shall not be reproduced, except in full,
without the written consent of Pace Analytical Services, LLC.

Pace Analytical Services, LLC
9800 Kincey Ave. Suite 100
Huntersville, NC 28078
(704)875-9092

QUALITY CONTROL DATA

Project: 2020-L1-2448 Incident
Pace Project No.: 92546858

LABORATORY CONTROL SAMPLE: 3312858

Parameter	Units	Spike Conc.	LCS Result	LCS % Rec	% Rec Limits	Qualifiers
1,3-Dichlorobenzene	ug/L	50	46.8	94	60-140	
1,3-Dichloropropane	ug/L	50	48.6	97	60-140	
1,4-Dichlorobenzene	ug/L	50	47.5	95	60-140	
2,2-Dichloropropane	ug/L	50	49.9	100	60-140	
2-Chlorotoluene	ug/L	50	46.7	93	60-140	
4-Chlorotoluene	ug/L	50	45.4	91	60-140	
Benzene	ug/L	50	45.7	91	60-140	
Bromobenzene	ug/L	50	47.4	95	60-140	
Bromochloromethane	ug/L	50	49.7	99	60-140	
Bromodichloromethane	ug/L	50	49.0	98	60-140	
Bromoform	ug/L	50	53.8	108	60-140	
Bromomethane	ug/L	50	43.0	86	60-140	
Carbon tetrachloride	ug/L	50	47.2	94	60-140	
Chlorobenzene	ug/L	50	46.7	93	60-140	
Chloroethane	ug/L	50	42.8	86	60-140	
Chloroform	ug/L	50	46.2	92	60-140	
Chloromethane	ug/L	50	43.8	88	60-140	
cis-1,2-Dichloroethene	ug/L	50	46.5	93	60-140	
cis-1,3-Dichloropropene	ug/L	50	49.3	99	60-140	
Dibromochloromethane	ug/L	50	51.5	103	60-140	
Dibromomethane	ug/L	50	48.5	97	60-140	
Dichlorodifluoromethane	ug/L	50	39.6	79	60-140	
Diisopropyl ether	ug/L	50	45.8	92	60-140	
Ethylbenzene	ug/L	50	46.6	93	60-140	
Hexachloro-1,3-butadiene	ug/L	50	50.1	100	60-140	
Isopropylbenzene (Cumene)	ug/L	50	48.0	96	60-140	
m&p-Xylene	ug/L	100	92.4	92	60-140	
Methyl-tert-butyl ether	ug/L	50	49.4	99	60-140	
Methylene Chloride	ug/L	50	48.7	97	60-140	
n-Butylbenzene	ug/L	50	46.8	94	60-140	
n-Propylbenzene	ug/L	50	46.0	92	60-140	
Naphthalene	ug/L	50	51.9	104	60-140	
o-Xylene	ug/L	50	46.9	94	60-140	
sec-Butylbenzene	ug/L	50	44.9	90	60-140	
Styrene	ug/L	50	49.2	98	60-140	
tert-Butylbenzene	ug/L	50	39.4	79	60-140	
Tetrachloroethene	ug/L	50	45.4	91	60-140	
Toluene	ug/L	50	43.0	86	60-140	
trans-1,2-Dichloroethene	ug/L	50	47.6	95	60-140	
trans-1,3-Dichloropropene	ug/L	50	50.2	100	60-140	
Trichloroethene	ug/L	50	45.9	92	60-140	
Trichlorofluoromethane	ug/L	50	38.8	78	60-140	
Vinyl chloride	ug/L	50	46.6	93	60-140	
1,2-Dichloroethane-d4 (S)	%			98	70-130	
4-Bromofluorobenzene (S)	%			102	70-130	
Toluene-d8 (S)	%			99	70-130	

Results presented on this page are in the units indicated by the "Units" column except where an alternate unit is presented to the right of the result.

REPORT OF LABORATORY ANALYSIS

This report shall not be reproduced, except in full,
without the written consent of Pace Analytical Services, LLC.

Pace Analytical Services, LLC
9800 Kincey Ave. Suite 100
Huntersville, NC 28078
(704)875-9092

QUALITY CONTROL DATA

Project: 2020-L1-2448 Incident
Pace Project No.: 92546858

MATRIX SPIKE & MATRIX SPIKE DUPLICATE: 3312859 3312860

Parameter	Units	92546855001 Result	MS Spike Conc.	MSD Spike Conc.	MS Result	MSD Result	MS % Rec	MSD % Rec	% Rec Limits	RPD	Max RPD	Qual
1,1,1,2-Tetrachloroethane	ug/L	ND	20	20	16.5	20.5	83	103	60-140	22	30	
1,1,1-Trichloroethane	ug/L	ND	20	20	17.3	21.3	86	107	60-140	21	30	
1,1,2,2-Tetrachloroethane	ug/L	ND	20	20	17.2	21.3	86	107	60-140	21	30	
1,1,2-Trichloroethane	ug/L	ND	20	20	17.4	21.6	87	108	60-140	21	30	
1,1-Dichloroethane	ug/L	ND	20	20	17.5	20.9	88	104	60-140	17	30	
1,1-Dichloroethene	ug/L	ND	20	20	17.8	21.3	89	106	60-140	18	30	
1,1-Dichloropropene	ug/L	ND	20	20	17.6	21.2	88	106	60-140	18	30	
1,2,3-Trichlorobenzene	ug/L	ND	20	20	15.3	20.0	75	99	60-140	27	30	
1,2,3-Trichloropropane	ug/L	ND	20	20	16.8	21.4	84	107	60-140	24	30	
1,2,4-Trichlorobenzene	ug/L	ND	20	20	15.5	19.8	77	99	60-140	24	30	
1,2,4-Trimethylbenzene	ug/L	ND	20	20	15.0	18.6	75	93	60-140	21	30	
1,2-Dibromo-3-chloropropane	ug/L	ND	20	20	17.6	23.3	88	117	60-140	28	30	
1,2-Dibromoethane (EDB)	ug/L	ND	20	20	16.9	21.4	84	107	60-140	24	30	
1,2-Dichlorobenzene	ug/L	ND	20	20	15.0	19.2	75	96	60-140	24	30	
1,2-Dichloroethane	ug/L	ND	20	20	16.4	19.1	82	96	60-140	15	30	
1,2-Dichloropropane	ug/L	ND	20	20	17.5	21.4	87	107	60-140	20	30	
1,3,5-Trimethylbenzene	ug/L	ND	20	20	15.9	19.7	79	98	60-140	21	30	
1,3-Dichlorobenzene	ug/L	ND	20	20	15.0	18.8	75	94	60-140	23	30	
1,3-Dichloropropane	ug/L	ND	20	20	17.1	20.9	85	105	60-140	20	30	
1,4-Dichlorobenzene	ug/L	ND	20	20	15.6	19.3	78	97	60-140	21	30	
2,2-Dichloropropane	ug/L	ND	20	20	15.2	18.8	76	94	60-140	21	30	
2-Chlorotoluene	ug/L	ND	20	20	15.7	19.5	79	97	60-140	21	30	
4-Chlorotoluene	ug/L	ND	20	20	15.4	18.6	77	93	60-140	19	30	
Benzene	ug/L	ND	20	20	16.6	20.6	83	103	60-140	21	30	
Bromobenzene	ug/L	ND	20	20	16.1	19.8	81	99	60-140	21	30	
Bromochloromethane	ug/L	ND	20	20	17.6	20.9	88	104	60-140	17	30	
Bromodichloromethane	ug/L	ND	20	20	16.9	21.2	84	106	60-140	23	30	
Bromoform	ug/L	ND	20	20	16.9	21.3	84	107	60-140	23	30	
Bromomethane	ug/L	ND	20	20	15.6	19.1	78	96	60-140	20	30	
Carbon tetrachloride	ug/L	ND	20	20	16.9	21.0	84	105	60-140	21	30	
Chlorobenzene	ug/L	ND	20	20	16.4	20.0	82	100	60-140	20	30	
Chloroethane	ug/L	ND	20	20	19.3	21.1	97	106	60-140	9	30	
Chloroform	ug/L	ND	20	20	17.8	21.5	89	107	60-140	19	30	
Chloromethane	ug/L	ND	20	20	16.4	19.3	82	96	60-140	16	30	
cis-1,2-Dichloroethene	ug/L	ND	20	20	17.3	20.7	87	104	60-140	18	30	
cis-1,3-Dichloropropene	ug/L	ND	20	20	16.3	20.5	82	103	60-140	23	30	
Dibromochloromethane	ug/L	ND	20	20	17.1	20.5	85	102	60-140	18	30	
Dibromomethane	ug/L	ND	20	20	17.1	21.2	85	106	60-140	21	30	
Dichlorodifluoromethane	ug/L	ND	20	20	14.7	17.5	74	87	60-140	17	30	
Diisopropyl ether	ug/L	ND	20	20	16.6	20.1	83	100	60-140	19	30	
Ethylbenzene	ug/L	ND	20	20	16.5	20.1	83	100	60-140	19	30	
Hexachloro-1,3-butadiene	ug/L	ND	20	20	15.9	20.0	80	100	60-140	23	30	
Isopropylbenzene (Cumene)	ug/L	ND	20	20	16.7	20.2	84	101	60-140	19	30	
m&p-Xylene	ug/L	ND	40	40	31.9	39.0	80	98	60-140	20	30	

Results presented on this page are in the units indicated by the "Units" column except where an alternate unit is presented to the right of the result.

REPORT OF LABORATORY ANALYSIS

This report shall not be reproduced, except in full,
without the written consent of Pace Analytical Services, LLC.

Pace Analytical Services, LLC
9800 Kincey Ave. Suite 100
Huntersville, NC 28078
(704)875-9092

QUALITY CONTROL DATA

Project: 2020-L1-2448 Incident
Pace Project No.: 92546858

MATRIX SPIKE & MATRIX SPIKE DUPLICATE: 3312859 3312860

Parameter	Units	92546855001 Result	MS Spike Conc.	MSD Spike Conc.	MS Result	MSD Result	MS % Rec	MSD % Rec	% Rec Limits	RPD	Max RPD	Qual
Methyl-tert-butyl ether	ug/L	ND	20	20	17.1	20.8	86	104	60-140	20	30	
Methylene Chloride	ug/L	ND	20	20	17.9	21.7	90	108	60-140	19	30	
n-Butylbenzene	ug/L	ND	20	20	15.6	19.2	78	96	60-140	21	30	
n-Propylbenzene	ug/L	ND	20	20	15.9	19.5	79	97	60-140	20	30	
Naphthalene	ug/L	ND	20	20	14.5	19.4	70	95	60-140	29	30	
o-Xylene	ug/L	ND	20	20	16.0	19.7	80	99	60-140	21	30	
sec-Butylbenzene	ug/L	ND	20	20	15.9	19.2	80	96	60-140	18	30	
Styrene	ug/L	ND	20	20	16.1	19.8	81	99	60-140	20	30	
tert-Butylbenzene	ug/L	ND	20	20	13.8	17.1	69	85	60-140	21	30	
Tetrachloroethene	ug/L	ND	20	20	16.1	19.7	81	99	60-140	20	30	
Toluene	ug/L	ND	20	20	15.9	20.0	80	100	60-140	23	30	
trans-1,2-Dichloroethene	ug/L	ND	20	20	17.5	21.1	88	105	60-140	18	30	
trans-1,3-Dichloropropene	ug/L	ND	20	20	16.0	20.6	80	103	60-140	25	30	
Trichloroethene	ug/L	ND	20	20	16.7	20.7	83	104	60-140	22	30	
Trichlorofluoromethane	ug/L	ND	20	20	17.3	20.1	87	100	60-140	15	30	
Vinyl chloride	ug/L	ND	20	20	17.6	21.1	88	105	60-140	18	30	
1,2-Dichloroethane-d4 (S)	%						105	98	70-130			
4-Bromofluorobenzene (S)	%						99	100	70-130			
Toluene-d8 (S)	%						99	101	70-130			

Results presented on this page are in the units indicated by the "Units" column except where an alternate unit is presented to the right of the result.

REPORT OF LABORATORY ANALYSIS

This report shall not be reproduced, except in full,
without the written consent of Pace Analytical Services, LLC.

Pace Analytical Services, LLC
9800 Kincey Ave. Suite 100
Huntersville, NC 28078
(704)875-9092

QUALIFIERS

Project: 2020-L1-2448 Incident
Pace Project No.: 92546858

DEFINITIONS

DF - Dilution Factor, if reported, represents the factor applied to the reported data due to dilution of the sample aliquot.

ND - Not Detected at or above adjusted reporting limit.

TNTC - Too Numerous To Count

J - Estimated concentration above the adjusted method detection limit and below the adjusted reporting limit.

MDL - Adjusted Method Detection Limit.

PQL - Practical Quantitation Limit.

RL - Reporting Limit - The lowest concentration value that meets project requirements for quantitative data with known precision and bias for a specific analyte in a specific matrix.

S - Surrogate

1,2-Diphenylhydrazine decomposes to and cannot be separated from Azobenzene using Method 8270. The result for each analyte is a combined concentration.

Consistent with EPA guidelines, unrounded data are displayed and have been used to calculate % recovery and RPD values.

LCS(D) - Laboratory Control Sample (Duplicate)

MS(D) - Matrix Spike (Duplicate)

DUP - Sample Duplicate

RPD - Relative Percent Difference

NC - Not Calculable.

SG - Silica Gel - Clean-Up

U - Indicates the compound was analyzed for, but not detected.

Acid preservation may not be appropriate for 2 Chloroethylvinyl ether.

A separate vial preserved to a pH of 4-5 is recommended in SW846 Chapter 4 for the analysis of Acrolein and Acrylonitrile by EPA Method 8260.

N-Nitrosodiphenylamine decomposes and cannot be separated from Diphenylamine using Method 8270. The result reported for each analyte is a combined concentration.

Pace Analytical is TNI accredited. Contact your Pace PM for the current list of accredited analytes.

TNI - The NELAC Institute.

ANALYTE QUALIFIERS

N2	The lab does not hold NELAC/TNI accreditation for this parameter but other accreditations/certifications may apply. A complete list of accreditations/certifications is available upon request.

This report shall not be reproduced, except in full,
without the written consent of Pace Analytical Services, LLC.

Pace Analytical Services, LLC
9800 Kincey Ave. Suite 100
Huntersville, NC 28078
(704)875-9092

QUALITY CONTROL DATA CROSS REFERENCE TABLE

Project: 2020-L1-2448 Incident
Pace Project No.: 92546858

Lab ID	Sample ID	QC Batch Method	QC Batch	Analytical Method	Analytical Batch
92546858001	**13926B_HC_RD_20210629**	MADEP VPH	631020		
92546858001	**13926B_HC_RD_20210629**	EPA 3010A	631445	EPA 6010D	631455
92546858001	**13926B_HC_RD_20210629**	SM 6200B	630540		

This report shall not be reproduced, except in full,
without the written consent of Pace Analytical Services, LLC.

CHAIN-OF-CUSTODY Analytical Request Document

Pace Analytical

Chain-of-Custody is a LEGAL DOCUMENT - Complete all relevent fields

LAB USE ONLY- WO# : 92546858 (92546858)

Company: Apex Companies	Billing Information:
Address:	
Report To: Andrew Strut	Email To: Andrew.Strut@apexcos.com
Copy To:	Site Collection Info/Address: 13926 Huntersville Concord Rd
Customer Project Name/Number: 2020-U-2448 Incident	State: NC County/City: Huntersville Time Zone Collected: [ ] PT [ ] MT [ ] CT [ ] ET
Phone: Email:	Site/Facility ID #: Compliance Monitoring? [ ] Yes [ ] No
Collected By (print): Naomi Fretz	Purchase Order #: Quote #: DW PWS ID #: DW Location Code:
Collected By (signature): Naomi Fretz	Turnaround Date Required: ASAP Immediately Packed on Ice: [ ] Yes [ ] No
Sample Disposal: [ ] Dispose as appropriate [ ] Return [ ] Archive: _____ [ ] Hold: _____	Rush: [ ] Same Day [ ] Next Day [ ] 2 Day [ ] 3 Day [ ] 4 Day [ ] 5 Day (Expedite Charges Apply) Field Filtered (if applicable): [ ] Yes [ ] No Analysis: _____

** Preservative Types: (1) nitric acid, (2) sulfuric acid, (3) hydrochloric acid, (4) sodium hydroxide, (5) zinc acetate, (6) methanol, (7) sodium bisulfate, (8) sodium thiosulfate, (9) hexane, (A) ascorbic acid, (B) ammonium sulfate, (C) ammonium hydroxide, (D) TSP, (U) Unpreserved, (O) Other _____

* Matrix Codes (Insert in Matrix box below): Drinking Water (DW), Ground Water (GW), Wastewater (WW), Product (P), Soil/Solid (SL), Oil (OL), Wipe (WP), Air (AR), Tissue (TS), Bioassay (B), Vapor (V), Other (OT)

Customer Sample ID	Matrix *	Comp / Grab	Collected (or Composite Start) Date	Collected (or Composite Start) Time	Composite End Date	Composite End Time	Res Cl	# of Ctns	Analyses: VOCs 6200B	MADEP VPH	Lead
13926B-MW-RD-20210629	DW	G	6-29-21	1115				8	X	X	X

Lab Profile/Line: 92546858-001

Lab Sample Receipt Checklist:

Custody Seals Present/Intact	Y N (NA)
Custody Signatures Present	Y (N) NA
Collector Signature Present	(Y) N NA
Bottles Intact	(Y) N NA
Correct Bottles	(Y) N NA
Sufficient Volume	(Y) N NA
Samples Received on Ice	(Y) N NA
VOA - Headspace Acceptable	Y N (NA)
USDA Regulated Soils	Y (N) NA
Samples in Holding Time	(Y) N NA
Residual Chlorine Present	Y N (NA)
Cl Strips:	
Sample pH Acceptable	(Y) N NA
pH Strips: 223519AV	
Sulfide Present	Y N (NA)
Lead Acetate Strips:	

LAB USE ONLY:
Lab Sample # / Comments:

Customer Remarks / Special Conditions / Possible Hazards:

Type of Ice Used: (Wet) Blue Dry None

Packing Material Used: Bubble bags

Radchem sample(s) screened (<500 cpm): Y N NA

SHORT HOLDS PRESENT (<72 hours): Y (N) N/A

Lab Tracking #: 2632738

Samples received via: FEDEX UPS (Client) Courier Pace Courier

Lab Sample Temperature Info:
Temp Blank Received: Y (N) NA
Therm ID#: IR92T087
Cooler 1 Temp Upon Receipt: 2.8 oC
Cooler 1 Therm Corr. Factor: -.1 oC
Cooler 1 Corrected Temp: 2.7 oC
Comments:

Relinquished by/Company: (Signature)	Date/Time:	Received by/Company: (Signature)	Date/Time:
Naomi Fretz / Apex	6-29-21 1240	Jake Whitman Dade	6-29-21 1240
Relinquished by/Company: (Signature)	Date/Time:	Received by/Company: (Signature)	Date/Time:
Relinquished by/Company: (Signature)	Date/Time:	Received by/Company: (Signature)	Date/Time:

MTJL LAB USE ONLY
Table #:
Acctnum:
Template:
Prelogin:
PM:
PB:

Trip Blank Received: Y (N) NA
HCL MeOH TSP Other

Non Conformance(s): YES / (NO)

Page: _____ of: _____

***Check mark top half of box if pH and/or dechlorination is verified and within the acceptance range for preservation samples.**

Exceptions: VOA, Coliform, TOC, Oil and Grease, DRO/8015 (water) DOC, LLHg

****Bottom half of box is to list number of bottles**

Projec

WO# : 92546858

PM: AMB Due Date: 07/07/21

CLIENT: 92-APEX MOOR

Item#	BP4U-125 mL Plastic Unpreserved (N/A) (Cl-)	BP3U-250 mL Plastic Unpreserved (N/A)	BP2U-500 mL Plastic Unpreserved (N/A)	BP1U-1 liter Plastic Unpreserved (N/A)	BP4S-125 mL Plastic H2SO4 (pH < 2) (Cl-)	BP3N-250 mL plastic HNO3 (pH < 2)	BP4Z-125 mL Plastic ZN Acetate & NaOH (>9)	BP4C-125 mL Plastic NaOH (pH > 12) (Cl-)	WGFU-Wide-mouthed Glass jar Unpreserved	AG1U-1 liter Amber Unpreserved (N/A) (Cl-)	AG1H-1 liter Amber HCl (pH < 2)	AG3U-250 mL Amber Unpreserved (N/A) (Cl-)	AG1S-1 liter Amber H2SO4 (pH < 2)	AG3S-250 mL Amber H2SO4 (pH < 2)	AG3A(DG3A)-250 mL Amber NH4Cl (N/A)(Cl-)	DG9H-40 mL VOA HCl (N/A)	VG9T-40 mL VOA Na2S2O3 (N/A)	VG9U-40 mL VOA Unp (N/A)	DG9P-40 mL VOA H3PO4 (N/A)	VOAK (6 vials per kit)-5035 kit (N/A)	V/GK (3 vials per kit)-VPH/Gas kit(N/A)	SP5T-125 mL Sterile Plastic (N/A - lab)	SP2T-250 mL Sterile Plastic (N/A - lab)		BP3A-250 mL Plastic (NH2)2SO4 (9.3-9.7)	AG0U-100 mL Amber Unpreserved vials (N/A)	VSGU-20 mL Scintillation vials (N/A)	DG9U-40 mL Amber Unpreserved vials (N/A)
1						1										7													
2																													
3																													
4																													
5																													
6																													
7																													
8																													
9																													
10																													
11																													
12																													

pH Adjustment Log for Preserved Samples

Sample ID	Type of Preservative	pH upon receipt	Date preservation adjusted	Time preservation adjusted	Amount of Preservative added	Lot #

Note: Whenever there is a discrepancy affecting North Carolina compliance samples, a copy of this form will be sent to the North Carolina DEHNR Certification Office (i.e. Out of hold, incorrect preservative, out of temp, incorrect containers.

Pace Analytical Services, LLC
9800 Kincey Ave. Suite 100
Huntersville, NC 28078
(704)875-9092

July 12, 2021

Andrew Street
Apex Companies - NC
5900 Northwoods Business Pkwy
Suite 5900-0
Charlotte, NC 28269

RE: Project: 2020-L1-2448 Incident
Pace Project No.: 92547763

Dear Andrew Street:

Enclosed are the analytical results for sample(s) received by the laboratory on July 06, 2021. The results relate only to the samples included in this report. Results reported herein conform to the applicable TNI/NELAC Standards and the laboratory's Quality Manual, where applicable, unless otherwise noted in the body of the report.

The test results provided in this final report were generated by each of the following laboratories within the Pace Network:

- Pace Analytical Services - Asheville
- Pace Analytical Services - Charlotte

If you have any questions concerning this report, please feel free to contact me.

Sincerely,

Angela M. Baioni

Angela Baioni
angela.baioni@pacelabs.com
(704)875-9092
Project Manager

Enclosures

cc: J Culbreath, Colonial Pipeline Company
Naomi Fretz, APEX Companies, LLC
Robert Hughes, Colonial Pipeline
Cameron Lee, Montrose-EPS
Jamie Moran, APEX Companies, LLC
Jeff Morrison, Colonial Pipeline Company
Tom Naumann, APEX Companies - NC
Joe Nicolette, Montrose-EPS
Christopher Schultz, Apex Companies
Matt Teixeira, Apex Companies, LLC
Michael Verdon, Colonial Pipeline Company
JM Wyatt, Colonial Pipeline Company

REPORT OF LABORATORY ANALYSIS

This report shall not be reproduced, except in full,
without the written consent of Pace Analytical Services, LLC.

Pace Analytical Services, LLC
9800 Kincey Ave. Suite 100
Huntersville, NC 28078
(704)875-9092

CERTIFICATIONS

Project: 2020-L1-2448 Incident
Pace Project No.: 92547763

Pace Analytical Services Charlotte
9800 Kincey Ave. Ste 100, Huntersville, NC 28078
Louisiana/NELAP Certification # LA170028
North Carolina Drinking Water Certification #: 37706
North Carolina Field Services Certification #: 5342
North Carolina Wastewater Certification #: 12
South Carolina Certification #: 99006001
Florida/NELAP Certification #: E87627
Kentucky UST Certification #: 84
Virginia/VELAP Certification #: 460221

Pace Analytical Services Asheville
2225 Riverside Drive, Asheville, NC 28804
Florida/NELAP Certification #: E87648
North Carolina Drinking Water Certification #: 37712
North Carolina Wastewater Certification #: 40
South Carolina Certification #: 99030001
Virginia/VELAP Certification #: 460222

This report shall not be reproduced, except in full,
without the written consent of Pace Analytical Services, LLC.

Pace Analytical Services, LLC
9800 Kincey Ave. Suite 100
Huntersville, NC 28078
(704)875-9092

SAMPLE SUMMARY

Project: 2020-L1-2448 Incident
Pace Project No.: 92547763

Lab ID	Sample ID	Matrix	Date Collected	Date Received
92547763001	**DUP-1**	Water	07/06/21 00:00	07/06/21 12:30
92547763002	**FB-1**	Water	07/06/21 10:10	07/06/21 12:30
92547763003	**TRIP BLANK**	Water	07/06/21 00:00	07/06/21 12:30

This report shall not be reproduced, except in full,
without the written consent of Pace Analytical Services, LLC.

Pace Analytical Services, LLC
9800 Kincey Ave. Suite 100
Huntersville, NC 28078
(704)875-9092

SAMPLE ANALYTE COUNT

Project: 2020-L1-2448 Incident
Pace Project No.: 92547763

Lab ID	Sample ID	Method	Analysts	Analytes Reported	Laboratory
92547763001	**DUP-1**	MADEP VPH	MAD	6	PASI-C
		EPA 6010D	CBV	1	PASI-A
		SM 6200B	SAS	63	PASI-C
92547763002	**FB-1**	MADEP VPH	MAD	6	PASI-C
		EPA 6010D	CBV	1	PASI-A
		SM 6200B	SAS	63	PASI-C
92547763003	**TRIP BLANK**	SM 6200B	SAS	63	PASI-C

PASI-A = Pace Analytical Services - Asheville
PASI-C = Pace Analytical Services - Charlotte

This report shall not be reproduced, except in full,
without the written consent of Pace Analytical Services, LLC.

Pace Analytical Services, LLC
9800 Kincey Ave. Suite 100
Huntersville, NC 28078
(704)875-9092

ANALYTICAL RESULTS

Project: 2020-L1-2448 Incident
Pace Project No.: 92547763

Sample: DUP-1 **Lab ID: 92547763001** Collected: 07/06/21 00:00 Received: 07/06/21 12:30 Matrix: Water

Parameters	Results	Units	Report Limit	MDL	DF	Prepared	Analyzed	CAS No.	Qual
VPH NC Water	Analytical Method: MADEP VPH Pace Analytical Services - Charlotte								
Total VPH (C5-C12)	ND	ug/L	50.0	50.0	1		07/06/21 19:39		N2
Aliphatic (C05-C08)	ND	ug/L	50.0	50.0	1		07/06/21 19:39		N2
Aliphatic(C09-C12) Adjusted	ND	ug/L	50.0	50.0	1		07/06/21 19:39		N2
Aromatic (C09-C10)	ND	ug/L	50.0	50.0	1		07/06/21 19:39		N2
Surrogates									
4-Bromofluorobenzene (FID) (S)	105	%	70-130		1		07/06/21 19:39	460-00-4	
4-Bromofluorobenzene (PID) (S)	101	%	70-130		1		07/06/21 19:39	460-00-4	
6010 MET ICP	Analytical Method: EPA 6010D Preparation Method: EPA 3010A Pace Analytical Services - Asheville								
Lead	ND	ug/L	5.0	4.5	1	07/11/21 17:40	07/12/21 13:16	7439-92-1	
6200B MSV	Analytical Method: SM 6200B Pace Analytical Services - Charlotte								
Benzene	ND	ug/L	0.50	0.34	1		07/07/21 04:54	71-43-2	
Bromobenzene	ND	ug/L	0.50	0.29	1		07/07/21 04:54	108-86-1	
Bromochloromethane	ND	ug/L	0.50	0.47	1		07/07/21 04:54	74-97-5	
Bromodichloromethane	ND	ug/L	0.50	0.31	1		07/07/21 04:54	75-27-4	
Bromoform	ND	ug/L	0.50	0.34	1		07/07/21 04:54	75-25-2	
Bromomethane	ND	ug/L	5.0	1.7	1		07/07/21 04:54	74-83-9	
n-Butylbenzene	ND	ug/L	0.50	0.49	1		07/07/21 04:54	104-51-8	
sec-Butylbenzene	ND	ug/L	0.50	0.40	1		07/07/21 04:54	135-98-8	
tert-Butylbenzene	ND	ug/L	0.50	0.32	1		07/07/21 04:54	98-06-6	
Carbon tetrachloride	ND	ug/L	0.50	0.33	1		07/07/21 04:54	56-23-5	
Chlorobenzene	ND	ug/L	0.50	0.28	1		07/07/21 04:54	108-90-7	
Chloroethane	ND	ug/L	1.0	0.65	1		07/07/21 04:54	75-00-3	
Chloroform	ND	ug/L	0.50	0.35	1		07/07/21 04:54	67-66-3	
Chloromethane	ND	ug/L	1.0	0.54	1		07/07/21 04:54	74-87-3	
2-Chlorotoluene	ND	ug/L	0.50	0.32	1		07/07/21 04:54	95-49-8	
4-Chlorotoluene	ND	ug/L	0.50	0.32	1		07/07/21 04:54	106-43-4	
1,2-Dibromo-3-chloropropane	ND	ug/L	1.0	0.34	1		07/07/21 04:54	96-12-8	
Dibromochloromethane	ND	ug/L	0.50	0.36	1		07/07/21 04:54	124-48-1	
1,2-Dibromoethane (EDB)	ND	ug/L	0.50	0.27	1		07/07/21 04:54	106-93-4	
Dibromomethane	ND	ug/L	0.50	0.39	1		07/07/21 04:54	74-95-3	
1,2-Dichlorobenzene	ND	ug/L	0.50	0.34	1		07/07/21 04:54	95-50-1	
1,3-Dichlorobenzene	ND	ug/L	0.50	0.34	1		07/07/21 04:54	541-73-1	
1,4-Dichlorobenzene	ND	ug/L	0.50	0.33	1		07/07/21 04:54	106-46-7	
Dichlorodifluoromethane	ND	ug/L	0.50	0.35	1		07/07/21 04:54	75-71-8	
1,1-Dichloroethane	ND	ug/L	0.50	0.37	1		07/07/21 04:54	75-34-3	
1,2-Dichloroethane	ND	ug/L	0.50	0.32	1		07/07/21 04:54	107-06-2	
1,1-Dichloroethene	ND	ug/L	0.50	0.35	1		07/07/21 04:54	75-35-4	
cis-1,2-Dichloroethene	ND	ug/L	0.50	0.38	1		07/07/21 04:54	156-59-2	
trans-1,2-Dichloroethene	ND	ug/L	0.50	0.40	1		07/07/21 04:54	156-60-5	
1,2-Dichloropropane	ND	ug/L	0.50	0.36	1		07/07/21 04:54	78-87-5	
1,3-Dichloropropane	ND	ug/L	0.50	0.28	1		07/07/21 04:54	142-28-9	

REPORT OF LABORATORY ANALYSIS

This report shall not be reproduced, except in full,
without the written consent of Pace Analytical Services, LLC.

Pace Analytical Services, LLC
9800 Kincey Ave. Suite 100
Huntersville, NC 28078
(704)875-9092

ANALYTICAL RESULTS

Project: 2020-L1-2448 Incident
Pace Project No.: 92547763

Sample: DUP-1 **Lab ID: 92547763001** Collected: 07/06/21 00:00 Received: 07/06/21 12:30 Matrix: Water

Parameters	Results	Units	Report Limit	MDL	DF	Prepared	Analyzed	CAS No.	Qual
6200B MSV	Analytical Method: SM 6200B Pace Analytical Services - Charlotte								
2,2-Dichloropropane	ND	ug/L	0.50	0.39	1		07/07/21 04:54	594-20-7	
1,1-Dichloropropene	ND	ug/L	0.50	0.43	1		07/07/21 04:54	563-58-6	
cis-1,3-Dichloropropene	ND	ug/L	0.50	0.36	1		07/07/21 04:54	10061-01-5	
trans-1,3-Dichloropropene	ND	ug/L	0.50	0.36	1		07/07/21 04:54	10061-02-6	
Diisopropyl ether	ND	ug/L	0.50	0.31	1		07/07/21 04:54	108-20-3	
Ethylbenzene	ND	ug/L	0.50	0.30	1		07/07/21 04:54	100-41-4	
Hexachloro-1,3-butadiene	ND	ug/L	2.0	1.5	1		07/07/21 04:54	87-68-3	
Isopropylbenzene (Cumene)	ND	ug/L	0.50	0.33	1		07/07/21 04:54	98-82-8	
Methylene Chloride	ND	ug/L	2.0	2.0	1		07/07/21 04:54	75-09-2	
Methyl-tert-butyl ether	ND	ug/L	0.50	0.42	1		07/07/21 04:54	1634-04-4	
Naphthalene	ND	ug/L	2.0	0.64	1		07/07/21 04:54	91-20-3	
n-Propylbenzene	ND	ug/L	0.50	0.34	1		07/07/21 04:54	103-65-1	
Styrene	ND	ug/L	0.50	0.29	1		07/07/21 04:54	100-42-5	
1,1,1,2-Tetrachloroethane	ND	ug/L	0.50	0.31	1		07/07/21 04:54	630-20-6	
1,1,2,2-Tetrachloroethane	ND	ug/L	0.50	0.22	1		07/07/21 04:54	79-34-5	
Tetrachloroethene	ND	ug/L	0.50	0.29	1		07/07/21 04:54	127-18-4	
Toluene	ND	ug/L	0.50	0.48	1		07/07/21 04:54	108-88-3	
1,2,3-Trichlorobenzene	ND	ug/L	2.0	0.81	1		07/07/21 04:54	87-61-6	
1,2,4-Trichlorobenzene	ND	ug/L	2.0	0.64	1		07/07/21 04:54	120-82-1	
1,1,1-Trichloroethane	ND	ug/L	0.50	0.33	1		07/07/21 04:54	71-55-6	
1,1,2-Trichloroethane	ND	ug/L	0.50	0.32	1		07/07/21 04:54	79-00-5	
Trichloroethene	ND	ug/L	0.50	0.38	1		07/07/21 04:54	79-01-6	
Trichlorofluoromethane	ND	ug/L	1.0	0.30	1		07/07/21 04:54	75-69-4	
1,2,3-Trichloropropane	ND	ug/L	0.50	0.26	1		07/07/21 04:54	96-18-4	
1,2,4-Trimethylbenzene	ND	ug/L	0.50	0.50	1		07/07/21 04:54	95-63-6	
1,3,5-Trimethylbenzene	ND	ug/L	0.50	0.33	1		07/07/21 04:54	108-67-8	
Vinyl chloride	ND	ug/L	1.0	0.39	1		07/07/21 04:54	75-01-4	
m&p-Xylene	ND	ug/L	1.0	0.71	1		07/07/21 04:54	179601-23-1	
o-Xylene	ND	ug/L	0.50	0.34	1		07/07/21 04:54	95-47-6	
Surrogates									
1,2-Dichloroethane-d4 (S)	102	%	70-130		1		07/07/21 04:54	17060-07-0	
4-Bromofluorobenzene (S)	97	%	70-130		1		07/07/21 04:54	460-00-4	
Toluene-d8 (S)	101	%	70-130		1		07/07/21 04:54	2037-26-5	

REPORT OF LABORATORY ANALYSIS

This report shall not be reproduced, except in full,
without the written consent of Pace Analytical Services, LLC.

Pace Analytical Services, LLC
9800 Kincey Ave. Suite 100
Huntersville, NC 28078
(704)875-9092

ANALYTICAL RESULTS

Project: 2020-L1-2448 Incident
Pace Project No.: 92547763

Sample: FB-1 **Lab ID: 92547763002** Collected: 07/06/21 10:10 Received: 07/06/21 12:30 Matrix: Water

Parameters	Results	Units	Report Limit	MDL	DF	Prepared	Analyzed	CAS No.	Qual
VPH NC Water	Analytical Method: MADEP VPH Pace Analytical Services - Charlotte								
Total VPH (C5-C12)	ND	ug/L	50.0	50.0	1		07/06/21 20:08		N2
Aliphatic (C05-C08)	ND	ug/L	50.0	50.0	1		07/06/21 20:08		N2
Aliphatic(C09-C12) Adjusted	ND	ug/L	50.0	50.0	1		07/06/21 20:08		N2
Aromatic (C09-C10)	ND	ug/L	50.0	50.0	1		07/06/21 20:08		N2
Surrogates									
4-Bromofluorobenzene (FID) (S)	102	%	70-130		1		07/06/21 20:08	460-00-4	
4-Bromofluorobenzene (PID) (S)	97	%	70-130		1		07/06/21 20:08	460-00-4	
6010 MET ICP	Analytical Method: EPA 6010D Preparation Method: EPA 3010A Pace Analytical Services - Asheville								
Lead	ND	ug/L	5.0	4.5	1	07/11/21 17:40	07/12/21 13:26	7439-92-1	
6200B MSV	Analytical Method: SM 6200B Pace Analytical Services - Charlotte								
Benzene	ND	ug/L	0.50	0.34	1		07/07/21 04:18	71-43-2	
Bromobenzene	ND	ug/L	0.50	0.29	1		07/07/21 04:18	108-86-1	
Bromochloromethane	ND	ug/L	0.50	0.47	1		07/07/21 04:18	74-97-5	
Bromodichloromethane	ND	ug/L	0.50	0.31	1		07/07/21 04:18	75-27-4	
Bromoform	ND	ug/L	0.50	0.34	1		07/07/21 04:18	75-25-2	
Bromomethane	ND	ug/L	5.0	1.7	1		07/07/21 04:18	74-83-9	
n-Butylbenzene	ND	ug/L	0.50	0.49	1		07/07/21 04:18	104-51-8	
sec-Butylbenzene	ND	ug/L	0.50	0.40	1		07/07/21 04:18	135-98-8	
tert-Butylbenzene	ND	ug/L	0.50	0.32	1		07/07/21 04:18	98-06-6	
Carbon tetrachloride	ND	ug/L	0.50	0.33	1		07/07/21 04:18	56-23-5	
Chlorobenzene	ND	ug/L	0.50	0.28	1		07/07/21 04:18	108-90-7	
Chloroethane	ND	ug/L	1.0	0.65	1		07/07/21 04:18	75-00-3	
Chloroform	ND	ug/L	0.50	0.35	1		07/07/21 04:18	67-66-3	
Chloromethane	ND	ug/L	1.0	0.54	1		07/07/21 04:18	74-87-3	
2-Chlorotoluene	ND	ug/L	0.50	0.32	1		07/07/21 04:18	95-49-8	
4-Chlorotoluene	ND	ug/L	0.50	0.32	1		07/07/21 04:18	106-43-4	
1,2-Dibromo-3-chloropropane	ND	ug/L	1.0	0.34	1		07/07/21 04:18	96-12-8	
Dibromochloromethane	ND	ug/L	0.50	0.36	1		07/07/21 04:18	124-48-1	
1,2-Dibromoethane (EDB)	ND	ug/L	0.50	0.27	1		07/07/21 04:18	106-93-4	
Dibromomethane	ND	ug/L	0.50	0.39	1		07/07/21 04:18	74-95-3	
1,2-Dichlorobenzene	ND	ug/L	0.50	0.34	1		07/07/21 04:18	95-50-1	
1,3-Dichlorobenzene	ND	ug/L	0.50	0.34	1		07/07/21 04:18	541-73-1	
1,4-Dichlorobenzene	ND	ug/L	0.50	0.33	1		07/07/21 04:18	106-46-7	
Dichlorodifluoromethane	ND	ug/L	0.50	0.35	1		07/07/21 04:18	75-71-8	
1,1-Dichloroethane	ND	ug/L	0.50	0.37	1		07/07/21 04:18	75-34-3	
1,2-Dichloroethane	ND	ug/L	0.50	0.32	1		07/07/21 04:18	107-06-2	
1,1-Dichloroethene	ND	ug/L	0.50	0.35	1		07/07/21 04:18	75-35-4	
cis-1,2-Dichloroethene	ND	ug/L	0.50	0.38	1		07/07/21 04:18	156-59-2	
trans-1,2-Dichloroethene	ND	ug/L	0.50	0.40	1		07/07/21 04:18	156-60-5	
1,2-Dichloropropane	ND	ug/L	0.50	0.36	1		07/07/21 04:18	78-87-5	
1,3-Dichloropropane	ND	ug/L	0.50	0.28	1		07/07/21 04:18	142-28-9	

REPORT OF LABORATORY ANALYSIS

This report shall not be reproduced, except in full,
without the written consent of Pace Analytical Services, LLC.

Pace Analytical Services, LLC
9800 Kincey Ave. Suite 100
Huntersville, NC 28078
(704)875-9092

ANALYTICAL RESULTS

Project: 2020-L1-2448 Incident
Pace Project No.: 92547763

Sample: FB-1 **Lab ID: 92547763002** Collected: 07/06/21 10:10 Received: 07/06/21 12:30 Matrix: Water

Parameters	Results	Units	Report Limit	MDL	DF	Prepared	Analyzed	CAS No.	Qual
6200B MSV	Analytical Method: SM 6200B Pace Analytical Services - Charlotte								
2,2-Dichloropropane	ND	ug/L	0.50	0.39	1		07/07/21 04:18	594-20-7	
1,1-Dichloropropene	ND	ug/L	0.50	0.43	1		07/07/21 04:18	563-58-6	
cis-1,3-Dichloropropene	ND	ug/L	0.50	0.36	1		07/07/21 04:18	10061-01-5	
trans-1,3-Dichloropropene	ND	ug/L	0.50	0.36	1		07/07/21 04:18	10061-02-6	
Diisopropyl ether	ND	ug/L	0.50	0.31	1		07/07/21 04:18	108-20-3	
Ethylbenzene	ND	ug/L	0.50	0.30	1		07/07/21 04:18	100-41-4	
Hexachloro-1,3-butadiene	ND	ug/L	2.0	1.5	1		07/07/21 04:18	87-68-3	
Isopropylbenzene (Cumene)	ND	ug/L	0.50	0.33	1		07/07/21 04:18	98-82-8	
Methylene Chloride	ND	ug/L	2.0	2.0	1		07/07/21 04:18	75-09-2	
Methyl-tert-butyl ether	ND	ug/L	0.50	0.42	1		07/07/21 04:18	1634-04-4	
Naphthalene	ND	ug/L	2.0	0.64	1		07/07/21 04:18	91-20-3	
n-Propylbenzene	ND	ug/L	0.50	0.34	1		07/07/21 04:18	103-65-1	
Styrene	ND	ug/L	0.50	0.29	1		07/07/21 04:18	100-42-5	
1,1,1,2-Tetrachloroethane	ND	ug/L	0.50	0.31	1		07/07/21 04:18	630-20-6	
1,1,2,2-Tetrachloroethane	ND	ug/L	0.50	0.22	1		07/07/21 04:18	79-34-5	
Tetrachloroethene	ND	ug/L	0.50	0.29	1		07/07/21 04:18	127-18-4	
Toluene	ND	ug/L	0.50	0.48	1		07/07/21 04:18	108-88-3	
1,2,3-Trichlorobenzene	ND	ug/L	2.0	0.81	1		07/07/21 04:18	87-61-6	
1,2,4-Trichlorobenzene	ND	ug/L	2.0	0.64	1		07/07/21 04:18	120-82-1	
1,1,1-Trichloroethane	ND	ug/L	0.50	0.33	1		07/07/21 04:18	71-55-6	
1,1,2-Trichloroethane	ND	ug/L	0.50	0.32	1		07/07/21 04:18	79-00-5	
Trichloroethene	ND	ug/L	0.50	0.38	1		07/07/21 04:18	79-01-6	
Trichlorofluoromethane	ND	ug/L	1.0	0.30	1		07/07/21 04:18	75-69-4	
1,2,3-Trichloropropane	ND	ug/L	0.50	0.26	1		07/07/21 04:18	96-18-4	
1,2,4-Trimethylbenzene	ND	ug/L	0.50	0.50	1		07/07/21 04:18	95-63-6	
1,3,5-Trimethylbenzene	ND	ug/L	0.50	0.33	1		07/07/21 04:18	108-67-8	
Vinyl chloride	ND	ug/L	1.0	0.39	1		07/07/21 04:18	75-01-4	
m&p-Xylene	ND	ug/L	1.0	0.71	1		07/07/21 04:18	179601-23-1	
o-Xylene	ND	ug/L	0.50	0.34	1		07/07/21 04:18	95-47-6	
Surrogates									
1,2-Dichloroethane-d4 (S)	104	%	70-130		1		07/07/21 04:18	17060-07-0	
4-Bromofluorobenzene (S)	98	%	70-130		1		07/07/21 04:18	460-00-4	
Toluene-d8 (S)	99	%	70-130		1		07/07/21 04:18	2037-26-5	

REPORT OF LABORATORY ANALYSIS

This report shall not be reproduced, except in full,
without the written consent of Pace Analytical Services, LLC.

Pace Analytical Services, LLC
9800 Kincey Ave. Suite 100
Huntersville, NC 28078
(704)875-9092

ANALYTICAL RESULTS

Project: 2020-L1-2448 Incident
Pace Project No.: 92547763

Sample: TRIP BLANK **Lab ID: 92547763003** Collected: 07/06/21 00:00 Received: 07/06/21 12:30 Matrix: Water

Parameters	Results	Units	Report Limit	MDL	DF	Prepared	Analyzed	CAS No.	Qual
6200B MSV	Analytical Method: SM 6200B Pace Analytical Services - Charlotte								
Benzene	ND	ug/L	0.50	0.34	1		07/07/21 04:36	71-43-2	
Bromobenzene	ND	ug/L	0.50	0.29	1		07/07/21 04:36	108-86-1	
Bromochloromethane	ND	ug/L	0.50	0.47	1		07/07/21 04:36	74-97-5	
Bromodichloromethane	ND	ug/L	0.50	0.31	1		07/07/21 04:36	75-27-4	
Bromoform	ND	ug/L	0.50	0.34	1		07/07/21 04:36	75-25-2	
Bromomethane	ND	ug/L	5.0	1.7	1		07/07/21 04:36	74-83-9	
n-Butylbenzene	ND	ug/L	0.50	0.49	1		07/07/21 04:36	104-51-8	
sec-Butylbenzene	ND	ug/L	0.50	0.40	1		07/07/21 04:36	135-98-8	
tert-Butylbenzene	ND	ug/L	0.50	0.32	1		07/07/21 04:36	98-06-6	
Carbon tetrachloride	ND	ug/L	0.50	0.33	1		07/07/21 04:36	56-23-5	
Chlorobenzene	ND	ug/L	0.50	0.28	1		07/07/21 04:36	108-90-7	
Chloroethane	ND	ug/L	1.0	0.65	1		07/07/21 04:36	75-00-3	
Chloroform	ND	ug/L	0.50	0.35	1		07/07/21 04:36	67-66-3	
Chloromethane	ND	ug/L	1.0	0.54	1		07/07/21 04:36	74-87-3	
2-Chlorotoluene	ND	ug/L	0.50	0.32	1		07/07/21 04:36	95-49-8	
4-Chlorotoluene	ND	ug/L	0.50	0.32	1		07/07/21 04:36	106-43-4	
1,2-Dibromo-3-chloropropane	ND	ug/L	1.0	0.34	1		07/07/21 04:36	96-12-8	
Dibromochloromethane	ND	ug/L	0.50	0.36	1		07/07/21 04:36	124-48-1	
1,2-Dibromoethane (EDB)	ND	ug/L	0.50	0.27	1		07/07/21 04:36	106-93-4	
Dibromomethane	ND	ug/L	0.50	0.39	1		07/07/21 04:36	74-95-3	
1,2-Dichlorobenzene	ND	ug/L	0.50	0.34	1		07/07/21 04:36	95-50-1	
1,3-Dichlorobenzene	ND	ug/L	0.50	0.34	1		07/07/21 04:36	541-73-1	
1,4-Dichlorobenzene	ND	ug/L	0.50	0.33	1		07/07/21 04:36	106-46-7	
Dichlorodifluoromethane	ND	ug/L	0.50	0.35	1		07/07/21 04:36	75-71-8	
1,1-Dichloroethane	ND	ug/L	0.50	0.37	1		07/07/21 04:36	75-34-3	
1,2-Dichloroethane	ND	ug/L	0.50	0.32	1		07/07/21 04:36	107-06-2	
1,1-Dichloroethene	ND	ug/L	0.50	0.35	1		07/07/21 04:36	75-35-4	
cis-1,2-Dichloroethene	ND	ug/L	0.50	0.38	1		07/07/21 04:36	156-59-2	
trans-1,2-Dichloroethene	ND	ug/L	0.50	0.40	1		07/07/21 04:36	156-60-5	
1,2-Dichloropropane	ND	ug/L	0.50	0.36	1		07/07/21 04:36	78-87-5	
1,3-Dichloropropane	ND	ug/L	0.50	0.28	1		07/07/21 04:36	142-28-9	
2,2-Dichloropropane	ND	ug/L	0.50	0.39	1		07/07/21 04:36	594-20-7	
1,1-Dichloropropene	ND	ug/L	0.50	0.43	1		07/07/21 04:36	563-58-6	
cis-1,3-Dichloropropene	ND	ug/L	0.50	0.36	1		07/07/21 04:36	10061-01-5	
trans-1,3-Dichloropropene	ND	ug/L	0.50	0.36	1		07/07/21 04:36	10061-02-6	
Diisopropyl ether	ND	ug/L	0.50	0.31	1		07/07/21 04:36	108-20-3	
Ethylbenzene	ND	ug/L	0.50	0.30	1		07/07/21 04:36	100-41-4	
Hexachloro-1,3-butadiene	ND	ug/L	2.0	1.5	1		07/07/21 04:36	87-68-3	
Isopropylbenzene (Cumene)	ND	ug/L	0.50	0.33	1		07/07/21 04:36	98-82-8	
Methylene Chloride	ND	ug/L	2.0	2.0	1		07/07/21 04:36	75-09-2	
Methyl-tert-butyl ether	ND	ug/L	0.50	0.42	1		07/07/21 04:36	1634-04-4	
Naphthalene	ND	ug/L	2.0	0.64	1		07/07/21 04:36	91-20-3	
n-Propylbenzene	ND	ug/L	0.50	0.34	1		07/07/21 04:36	103-65-1	
Styrene	ND	ug/L	0.50	0.29	1		07/07/21 04:36	100-42-5	
1,1,1,2-Tetrachloroethane	ND	ug/L	0.50	0.31	1		07/07/21 04:36	630-20-6	

REPORT OF LABORATORY ANALYSIS

This report shall not be reproduced, except in full,
without the written consent of Pace Analytical Services, LLC.

Pace Analytical Services, LLC
9800 Kincey Ave. Suite 100
Huntersville, NC 28078
(704)875-9092

ANALYTICAL RESULTS

Project: 2020-L1-2448 Incident
Pace Project No.: 92547763

Sample: TRIP BLANK **Lab ID: 92547763003** Collected: 07/06/21 00:00 Received: 07/06/21 12:30 Matrix: Water

Parameters	Results	Units	Report Limit	MDL	DF	Prepared	Analyzed	CAS No.	Qual
6200B MSV	Analytical Method: SM 6200B Pace Analytical Services - Charlotte								
1,1,2,2-Tetrachloroethane	ND	ug/L	0.50	0.22	1		07/07/21 04:36	79-34-5	
Tetrachloroethene	ND	ug/L	0.50	0.29	1		07/07/21 04:36	127-18-4	
Toluene	ND	ug/L	0.50	0.48	1		07/07/21 04:36	108-88-3	
1,2,3-Trichlorobenzene	ND	ug/L	2.0	0.81	1		07/07/21 04:36	87-61-6	
1,2,4-Trichlorobenzene	ND	ug/L	2.0	0.64	1		07/07/21 04:36	120-82-1	
1,1,1-Trichloroethane	ND	ug/L	0.50	0.33	1		07/07/21 04:36	71-55-6	
1,1,2-Trichloroethane	ND	ug/L	0.50	0.32	1		07/07/21 04:36	79-00-5	
Trichloroethene	ND	ug/L	0.50	0.38	1		07/07/21 04:36	79-01-6	
Trichlorofluoromethane	ND	ug/L	1.0	0.30	1		07/07/21 04:36	75-69-4	
1,2,3-Trichloropropane	ND	ug/L	0.50	0.26	1		07/07/21 04:36	96-18-4	
1,2,4-Trimethylbenzene	ND	ug/L	0.50	0.50	1		07/07/21 04:36	95-63-6	
1,3,5-Trimethylbenzene	ND	ug/L	0.50	0.33	1		07/07/21 04:36	108-67-8	
Vinyl chloride	ND	ug/L	1.0	0.39	1		07/07/21 04:36	75-01-4	
m&p-Xylene	ND	ug/L	1.0	0.71	1		07/07/21 04:36	179601-23-1	
o-Xylene	ND	ug/L	0.50	0.34	1		07/07/21 04:36	95-47-6	
Surrogates									
1,2-Dichloroethane-d4 (S)	105	%	70-130		1		07/07/21 04:36	17060-07-0	
4-Bromofluorobenzene (S)	98	%	70-130		1		07/07/21 04:36	460-00-4	
Toluene-d8 (S)	100	%	70-130		1		07/07/21 04:36	2037-26-5	

REPORT OF LABORATORY ANALYSIS

This report shall not be reproduced, except in full,
without the written consent of Pace Analytical Services, LLC.

Pace Analytical Services, LLC
9800 Kincey Ave. Suite 100
Huntersville, NC 28078
(704)875-9092

QUALITY CONTROL DATA

Project: 2020-L1-2448 Incident
Pace Project No.: 92547763

QC Batch: 631676
QC Batch Method: MADEP VPH
Analysis Method: MADEP VPH
Analysis Description: VPH NC Water
Laboratory: Pace Analytical Services - Charlotte
Associated Lab Samples: 92547763001, 92547763002

METHOD BLANK: 3318494 Matrix: Water
Associated Lab Samples: 92547763001, 92547763002

Parameter	Units	Blank Result	Reporting Limit	MDL	Analyzed	Qualifiers
Aliphatic (C05-C08)	ug/L	ND	50.0	50.0	07/06/21 15:20	N2
Aromatic (C09-C10)	ug/L	ND	50.0	50.0	07/06/21 15:20	N2
4-Bromofluorobenzene (FID) (S)	%	104	70-130		07/06/21 15:20	
4-Bromofluorobenzene (PID) (S)	%	100	70-130		07/06/21 15:20	

LABORATORY CONTROL SAMPLE & LCSD: 3318495 3318496

Parameter	Units	Spike Conc.	LCS Result	LCSD Result	LCS % Rec	LCSD % Rec	% Rec Limits	RPD	Max RPD	Qualifiers
Aliphatic (C05-C08)	ug/L	300	331	331	110	110	70-130	0	25	N2
Aromatic (C09-C10)	ug/L	100	113	113	113	113	70-130	0	25	N2
4-Bromofluorobenzene (FID) (S)	%				108	105	70-130			
4-Bromofluorobenzene (PID) (S)	%				101	98	70-130			

Results presented on this page are in the units indicated by the "Units" column except where an alternate unit is presented to the right of the result.

REPORT OF LABORATORY ANALYSIS

This report shall not be reproduced, except in full,
without the written consent of Pace Analytical Services, LLC.

Pace Analytical Services, LLC
9800 Kincey Ave. Suite 100
Huntersville, NC 28078
(704)875-9092

QUALITY CONTROL DATA

Project: 2020-L1-2448 Incident
Pace Project No.: 92547763

QC Batch: 632637
QC Batch Method: EPA 3010A
Analysis Method: EPA 6010D
Analysis Description: 6010 MET
Laboratory: Pace Analytical Services - Asheville
Associated Lab Samples: 92547763001, 92547763002

METHOD BLANK: 3323298 Matrix: Water
Associated Lab Samples: 92547763001, 92547763002

Parameter	Units	Blank Result	Reporting Limit	MDL	Analyzed	Qualifiers
Lead	ug/L	ND	5.0	4.5	07/12/21 10:57	

LABORATORY CONTROL SAMPLE: 3323299

Parameter	Units	Spike Conc.	LCS Result	LCS % Rec	% Rec Limits	Qualifiers
Lead	ug/L	500	487	97	80-120	

MATRIX SPIKE & MATRIX SPIKE DUPLICATE: 3323300 3323301

Parameter	Units	92547248002 Result	MS Spike Conc.	MSD Spike Conc.	MS Result	MSD Result	MS % Rec	MSD % Rec	% Rec Limits	RPD	Max RPD	Qual
Lead	ug/L	ND	500	500	476	479	95	95	75-125	1	20	

Results presented on this page are in the units indicated by the "Units" column except where an alternate unit is presented to the right of the result.

REPORT OF LABORATORY ANALYSIS

This report shall not be reproduced, except in full,
without the written consent of Pace Analytical Services, LLC.

Pace Analytical Services, LLC
9800 Kincey Ave. Suite 100
Huntersville, NC 28078
(704)875-9092

QUALITY CONTROL DATA

Project: 2020-L1-2448 Incident
Pace Project No.: 92547763

QC Batch: 631678
QC Batch Method: SM 6200B
Analysis Method: SM 6200B
Analysis Description: 6200B MSV
Laboratory: Pace Analytical Services - Charlotte
Associated Lab Samples: 92547763001, 92547763002, 92547763003

METHOD BLANK: 3318516 Matrix: Water
Associated Lab Samples: 92547763001, 92547763002, 92547763003

Parameter	Units	Blank Result	Reporting Limit	MDL	Analyzed	Qualifiers
1,1,1,2-Tetrachloroethane	ug/L	ND	0.50	0.31	07/06/21 21:42	
1,1,1-Trichloroethane	ug/L	ND	0.50	0.33	07/06/21 21:42	
1,1,2,2-Tetrachloroethane	ug/L	ND	0.50	0.22	07/06/21 21:42	
1,1,2-Trichloroethane	ug/L	ND	0.50	0.32	07/06/21 21:42	
1,1-Dichloroethane	ug/L	ND	0.50	0.37	07/06/21 21:42	
1,1-Dichloroethene	ug/L	ND	0.50	0.35	07/06/21 21:42	
1,1-Dichloropropene	ug/L	ND	0.50	0.43	07/06/21 21:42	
1,2,3-Trichlorobenzene	ug/L	ND	2.0	0.81	07/06/21 21:42	
1,2,3-Trichloropropane	ug/L	ND	0.50	0.26	07/06/21 21:42	
1,2,4-Trichlorobenzene	ug/L	ND	2.0	0.64	07/06/21 21:42	
1,2,4-Trimethylbenzene	ug/L	ND	0.50	0.50	07/06/21 21:42	
1,2-Dibromo-3-chloropropane	ug/L	ND	1.0	0.34	07/06/21 21:42	
1,2-Dibromoethane (EDB)	ug/L	ND	0.50	0.27	07/06/21 21:42	
1,2-Dichlorobenzene	ug/L	ND	0.50	0.34	07/06/21 21:42	
1,2-Dichloroethane	ug/L	ND	0.50	0.32	07/06/21 21:42	
1,2-Dichloropropane	ug/L	ND	0.50	0.36	07/06/21 21:42	
1,3,5-Trimethylbenzene	ug/L	ND	0.50	0.33	07/06/21 21:42	
1,3-Dichlorobenzene	ug/L	ND	0.50	0.34	07/06/21 21:42	
1,3-Dichloropropane	ug/L	ND	0.50	0.28	07/06/21 21:42	
1,4-Dichlorobenzene	ug/L	ND	0.50	0.33	07/06/21 21:42	
2,2-Dichloropropane	ug/L	ND	0.50	0.39	07/06/21 21:42	
2-Chlorotoluene	ug/L	ND	0.50	0.32	07/06/21 21:42	
4-Chlorotoluene	ug/L	ND	0.50	0.32	07/06/21 21:42	
Benzene	ug/L	ND	0.50	0.34	07/06/21 21:42	
Bromobenzene	ug/L	ND	0.50	0.29	07/06/21 21:42	
Bromochloromethane	ug/L	ND	0.50	0.47	07/06/21 21:42	
Bromodichloromethane	ug/L	ND	0.50	0.31	07/06/21 21:42	
Bromoform	ug/L	ND	0.50	0.34	07/06/21 21:42	
Bromomethane	ug/L	ND	5.0	1.7	07/06/21 21:42	
Carbon tetrachloride	ug/L	ND	0.50	0.33	07/06/21 21:42	
Chlorobenzene	ug/L	ND	0.50	0.28	07/06/21 21:42	
Chloroethane	ug/L	ND	1.0	0.65	07/06/21 21:42	
Chloroform	ug/L	ND	0.50	0.35	07/06/21 21:42	
Chloromethane	ug/L	ND	1.0	0.54	07/06/21 21:42	
cis-1,2-Dichloroethene	ug/L	ND	0.50	0.38	07/06/21 21:42	
cis-1,3-Dichloropropene	ug/L	ND	0.50	0.36	07/06/21 21:42	
Dibromochloromethane	ug/L	ND	0.50	0.36	07/06/21 21:42	
Dibromomethane	ug/L	ND	0.50	0.39	07/06/21 21:42	
Dichlorodifluoromethane	ug/L	ND	0.50	0.35	07/06/21 21:42	
Diisopropyl ether	ug/L	ND	0.50	0.31	07/06/21 21:42	

Results presented on this page are in the units indicated by the "Units" column except where an alternate unit is presented to the right of the result.

REPORT OF LABORATORY ANALYSIS

This report shall not be reproduced, except in full,
without the written consent of Pace Analytical Services, LLC.

Pace Analytical Services, LLC
9800 Kincey Ave. Suite 100
Huntersville, NC 28078
(704)875-9092

QUALITY CONTROL DATA

Project: 2020-L1-2448 Incident
Pace Project No.: 92547763

METHOD BLANK: 3318516 Matrix: Water
Associated Lab Samples: 92547763001, 92547763002, 92547763003

Parameter	Units	Blank Result	Reporting Limit	MDL	Analyzed	Qualifiers
Ethylbenzene	ug/L	ND	0.50	0.30	07/06/21 21:42	
Hexachloro-1,3-butadiene	ug/L	ND	2.0	1.5	07/06/21 21:42	
Isopropylbenzene (Cumene)	ug/L	ND	0.50	0.33	07/06/21 21:42	
m&p-Xylene	ug/L	ND	1.0	0.71	07/06/21 21:42	
Methyl-tert-butyl ether	ug/L	ND	0.50	0.42	07/06/21 21:42	
Methylene Chloride	ug/L	ND	2.0	2.0	07/06/21 21:42	
n-Butylbenzene	ug/L	ND	0.50	0.49	07/06/21 21:42	
n-Propylbenzene	ug/L	ND	0.50	0.34	07/06/21 21:42	
Naphthalene	ug/L	ND	2.0	0.64	07/06/21 21:42	
o-Xylene	ug/L	ND	0.50	0.34	07/06/21 21:42	
sec-Butylbenzene	ug/L	ND	0.50	0.40	07/06/21 21:42	
Styrene	ug/L	ND	0.50	0.29	07/06/21 21:42	
tert-Butylbenzene	ug/L	ND	0.50	0.32	07/06/21 21:42	
Tetrachloroethene	ug/L	ND	0.50	0.29	07/06/21 21:42	
Toluene	ug/L	ND	0.50	0.48	07/06/21 21:42	
trans-1,2-Dichloroethene	ug/L	ND	0.50	0.40	07/06/21 21:42	
trans-1,3-Dichloropropene	ug/L	ND	0.50	0.36	07/06/21 21:42	
Trichloroethene	ug/L	ND	0.50	0.38	07/06/21 21:42	
Trichlorofluoromethane	ug/L	ND	1.0	0.30	07/06/21 21:42	
Vinyl chloride	ug/L	ND	1.0	0.39	07/06/21 21:42	
1,2-Dichloroethane-d4 (S)	%	103	70-130		07/06/21 21:42	
4-Bromofluorobenzene (S)	%	96	70-130		07/06/21 21:42	
Toluene-d8 (S)	%	101	70-130		07/06/21 21:42	

LABORATORY CONTROL SAMPLE: 3318517

Parameter	Units	Spike Conc.	LCS Result	LCS % Rec	% Rec Limits	Qualifiers
1,1,1,2-Tetrachloroethane	ug/L	50	48.9	98	60-140	
1,1,1-Trichloroethane	ug/L	50	47.4	95	60-140	
1,1,2,2-Tetrachloroethane	ug/L	50	51.4	103	60-140	
1,1,2-Trichloroethane	ug/L	50	50.1	100	60-140	
1,1-Dichloroethane	ug/L	50	47.2	94	60-140	
1,1-Dichloroethene	ug/L	50	47.0	94	60-140	
1,1-Dichloropropene	ug/L	50	47.3	95	60-140	
1,2,3-Trichlorobenzene	ug/L	50	52.2	104	60-140	
1,2,3-Trichloropropane	ug/L	50	49.0	98	60-140	
1,2,4-Trichlorobenzene	ug/L	50	51.2	102	60-140	
1,2,4-Trimethylbenzene	ug/L	50	45.6	91	60-140	
1,2-Dibromo-3-chloropropane	ug/L	50	61.9	124	60-140	
1,2-Dibromoethane (EDB)	ug/L	50	50.4	101	60-140	
1,2-Dichlorobenzene	ug/L	50	48.1	96	60-140	
1,2-Dichloroethane	ug/L	50	44.3	89	60-140	
1,2-Dichloropropane	ug/L	50	48.1	96	60-140	
1,3,5-Trimethylbenzene	ug/L	50	46.3	93	60-140	

Results presented on this page are in the units indicated by the "Units" column except where an alternate unit is presented to the right of the result.

REPORT OF LABORATORY ANALYSIS

This report shall not be reproduced, except in full,
without the written consent of Pace Analytical Services, LLC.

Pace Analytical Services, LLC
9800 Kincey Ave. Suite 100
Huntersville, NC 28078
(704)875-9092

QUALITY CONTROL DATA

Project: 2020-L1-2448 Incident
Pace Project No.: 92547763

LABORATORY CONTROL SAMPLE: 3318517

Parameter	Units	Spike Conc.	LCS Result	LCS % Rec	% Rec Limits	Qualifiers
1,3-Dichlorobenzene	ug/L	50	47.4	95	60-140	
1,3-Dichloropropane	ug/L	50	48.1	96	60-140	
1,4-Dichlorobenzene	ug/L	50	49.1	98	60-140	
2,2-Dichloropropane	ug/L	50	48.5	97	60-140	
2-Chlorotoluene	ug/L	50	47.5	95	60-140	
4-Chlorotoluene	ug/L	50	46.5	93	60-140	
Benzene	ug/L	50	45.7	91	60-140	
Bromobenzene	ug/L	50	49.0	98	60-140	
Bromochloromethane	ug/L	50	49.5	99	60-140	
Bromodichloromethane	ug/L	50	48.9	98	60-140	
Bromoform	ug/L	50	53.2	106	60-140	
Bromomethane	ug/L	50	43.5	87	60-140	
Carbon tetrachloride	ug/L	50	47.0	94	60-140	
Chlorobenzene	ug/L	50	46.6	93	60-140	
Chloroethane	ug/L	50	43.3	87	60-140	
Chloroform	ug/L	50	45.8	92	60-140	
Chloromethane	ug/L	50	46.4	93	60-140	
cis-1,2-Dichloroethene	ug/L	50	46.4	93	60-140	
cis-1,3-Dichloropropene	ug/L	50	48.9	98	60-140	
Dibromochloromethane	ug/L	50	50.9	102	60-140	
Dibromomethane	ug/L	50	48.6	97	60-140	
Dichlorodifluoromethane	ug/L	50	46.8	94	60-140	
Diisopropyl ether	ug/L	50	45.5	91	60-140	
Ethylbenzene	ug/L	50	46.1	92	60-140	
Hexachloro-1,3-butadiene	ug/L	50	46.5	93	60-140	
Isopropylbenzene (Cumene)	ug/L	50	47.1	94	60-140	
m&p-Xylene	ug/L	100	91.4	91	60-140	
Methyl-tert-butyl ether	ug/L	50	49.5	99	60-140	
Methylene Chloride	ug/L	50	50.2	100	60-140	
n-Butylbenzene	ug/L	50	45.8	92	60-140	
n-Propylbenzene	ug/L	50	45.8	92	60-140	
Naphthalene	ug/L	50	54.1	108	60-140	
o-Xylene	ug/L	50	46.1	92	60-140	
sec-Butylbenzene	ug/L	50	44.5	89	60-140	
Styrene	ug/L	50	48.5	97	60-140	
tert-Butylbenzene	ug/L	50	39.2	78	60-140	
Tetrachloroethene	ug/L	50	46.0	92	60-140	
Toluene	ug/L	50	43.3	87	60-140	
trans-1,2-Dichloroethene	ug/L	50	47.4	95	60-140	
trans-1,3-Dichloropropene	ug/L	50	50.4	101	60-140	
Trichloroethene	ug/L	50	45.8	92	60-140	
Trichlorofluoromethane	ug/L	50	41.1	82	60-140	
Vinyl chloride	ug/L	50	48.1	96	60-140	
1,2-Dichloroethane-d4 (S)	%			98	70-130	
4-Bromofluorobenzene (S)	%			99	70-130	
Toluene-d8 (S)	%			100	70-130	

Results presented on this page are in the units indicated by the "Units" column except where an alternate unit is presented to the right of the result.

REPORT OF LABORATORY ANALYSIS

This report shall not be reproduced, except in full,
without the written consent of Pace Analytical Services, LLC.

Pace Analytical Services, LLC
9800 Kincey Ave. Suite 100
Huntersville, NC 28078
(704)875-9092

QUALITY CONTROL DATA

Project: 2020-L1-2448 Incident
Pace Project No.: 92547763

MATRIX SPIKE & MATRIX SPIKE DUPLICATE: 3318518 3318519

Parameter	Units	92547763001 Result	MS Spike Conc.	MSD Spike Conc.	MS Result	MSD Result	MS % Rec	MSD % Rec	% Rec Limits	RPD	Max RPD	Qual
1,1,1,2-Tetrachloroethane	ug/L	ND	20	20	19.9	19.9	99	100	60-140	0	30	
1,1,1-Trichloroethane	ug/L	ND	20	20	21.3	21.0	106	105	60-140	1	30	
1,1,2,2-Tetrachloroethane	ug/L	ND	20	20	19.7	20.0	98	100	60-140	2	30	
1,1,2-Trichloroethane	ug/L	ND	20	20	20.2	20.1	101	100	60-140	0	30	
1,1-Dichloroethane	ug/L	ND	20	20	20.6	20.6	103	103	60-140	0	30	
1,1-Dichloroethene	ug/L	ND	20	20	20.9	20.8	105	104	60-140	0	30	
1,1-Dichloropropene	ug/L	ND	20	20	20.9	20.7	104	103	60-140	1	30	
1,2,3-Trichlorobenzene	ug/L	ND	20	20	20.5	20.7	102	103	60-140	1	30	
1,2,3-Trichloropropane	ug/L	ND	20	20	19.2	19.2	96	96	60-140	0	30	
1,2,4-Trichlorobenzene	ug/L	ND	20	20	19.9	20.1	99	101	60-140	1	30	
1,2,4-Trimethylbenzene	ug/L	ND	20	20	18.2	18.1	91	90	60-140	1	30	
1,2-Dibromo-3-chloropropane	ug/L	ND	20	20	20.6	20.9	103	105	60-140	2	30	
1,2-Dibromoethane (EDB)	ug/L	ND	20	20	19.9	20.5	100	103	60-140	3	30	
1,2-Dichlorobenzene	ug/L	ND	20	20	18.3	18.2	92	91	60-140	1	30	
1,2-Dichloroethane	ug/L	ND	20	20	18.2	18.5	91	92	60-140	1	30	
1,2-Dichloropropane	ug/L	ND	20	20	20.0	20.6	100	103	60-140	3	30	
1,3,5-Trimethylbenzene	ug/L	ND	20	20	19.1	18.9	95	94	60-140	1	30	
1,3-Dichlorobenzene	ug/L	ND	20	20	18.6	18.2	93	91	60-140	2	30	
1,3-Dichloropropane	ug/L	ND	20	20	19.3	19.5	96	98	60-140	1	30	
1,4-Dichlorobenzene	ug/L	ND	20	20	19.0	18.5	95	93	60-140	2	30	
2,2-Dichloropropane	ug/L	ND	20	20	22.0	21.8	110	109	60-140	1	30	
2-Chlorotoluene	ug/L	ND	20	20	18.9	18.8	94	94	60-140	1	30	
4-Chlorotoluene	ug/L	ND	20	20	18.0	17.6	90	88	60-140	2	30	
Benzene	ug/L	ND	20	20	19.8	19.9	99	99	60-140	0	30	
Bromobenzene	ug/L	ND	20	20	19.4	19.2	97	96	60-140	1	30	
Bromochloromethane	ug/L	ND	20	20	20.5	20.3	102	102	60-140	1	30	
Bromodichloromethane	ug/L	ND	20	20	20.3	20.4	102	102	60-140	0	30	
Bromoform	ug/L	ND	20	20	20.0	20.4	100	102	60-140	2	30	
Bromomethane	ug/L	ND	20	20	21.3	21.4	107	107	60-140	0	30	
Carbon tetrachloride	ug/L	ND	20	20	20.5	21.3	103	106	60-140	4	30	
Chlorobenzene	ug/L	ND	20	20	19.4	19.5	97	97	60-140	1	30	
Chloroethane	ug/L	ND	20	20	21.7	21.5	108	107	60-140	1	30	
Chloroform	ug/L	ND	20	20	20.8	20.8	103	103	60-140	0	30	
Chloromethane	ug/L	ND	20	20	19.6	19.5	98	97	60-140	1	30	
cis-1,2-Dichloroethene	ug/L	ND	20	20	20.1	20.3	101	101	60-140	1	30	
cis-1,3-Dichloropropene	ug/L	ND	20	20	20.3	20.1	102	101	60-140	1	30	
Dibromochloromethane	ug/L	ND	20	20	20.4	20.6	102	103	60-140	1	30	
Dibromomethane	ug/L	ND	20	20	20.2	20.3	101	101	60-140	0	30	
Dichlorodifluoromethane	ug/L	ND	20	20	18.2	17.7	91	89	60-140	3	30	
Diisopropyl ether	ug/L	ND	20	20	19.1	19.0	96	95	60-140	1	30	
Ethylbenzene	ug/L	ND	20	20	19.5	19.5	97	98	60-140	0	30	
Hexachloro-1,3-butadiene	ug/L	ND	20	20	21.3	20.7	107	103	60-140	3	30	
Isopropylbenzene (Cumene)	ug/L	ND	20	20	20.0	20.1	100	100	60-140	0	30	
m&p-Xylene	ug/L	ND	40	40	38.5	38.4	96	96	60-140	0	30	

Results presented on this page are in the units indicated by the "Units" column except where an alternate unit is presented to the right of the result.

REPORT OF LABORATORY ANALYSIS

This report shall not be reproduced, except in full,
without the written consent of Pace Analytical Services, LLC.

Pace Analytical Services, LLC
9800 Kincey Ave. Suite 100
Huntersville, NC 28078
(704)875-9092

QUALITY CONTROL DATA

Project: 2020-L1-2448 Incident
Pace Project No.: 92547763

MATRIX SPIKE & MATRIX SPIKE DUPLICATE: 3318518 3318519

Parameter	Units	92547763001 Result	MS Spike Conc.	MSD Spike Conc.	MS Result	MSD Result	MS % Rec	MSD % Rec	% Rec Limits	RPD	Max RPD	Qual
Methyl-tert-butyl ether	ug/L	ND	20	20	19.7	19.8	99	99	60-140	0	30	
Methylene Chloride	ug/L	ND	20	20	20.4	20.2	102	101	60-140	1	30	
n-Butylbenzene	ug/L	ND	20	20	19.5	19.2	98	96	60-140	1	30	
n-Propylbenzene	ug/L	ND	20	20	19.0	18.8	95	94	60-140	1	30	
Naphthalene	ug/L	ND	20	20	18.7	18.7	93	94	60-140	0	30	
o-Xylene	ug/L	ND	20	20	19.0	19.3	95	97	60-140	2	30	
sec-Butylbenzene	ug/L	ND	20	20	19.0	18.6	95	93	60-140	2	30	
Styrene	ug/L	ND	20	20	19.1	19.4	96	97	60-140	1	30	
tert-Butylbenzene	ug/L	ND	20	20	16.5	16.4	83	82	60-140	1	30	
Tetrachloroethene	ug/L	ND	20	20	19.4	19.8	97	99	60-140	2	30	
Toluene	ug/L	ND	20	20	19.1	19.0	96	95	60-140	0	30	
trans-1,2-Dichloroethene	ug/L	ND	20	20	20.9	21.2	105	106	60-140	1	30	
trans-1,3-Dichloropropene	ug/L	ND	20	20	20.0	20.1	100	101	60-140	1	30	
Trichloroethene	ug/L	ND	20	20	20.3	20.2	101	101	60-140	1	30	
Trichlorofluoromethane	ug/L	ND	20	20	20.4	20.2	102	101	60-140	1	30	
Vinyl chloride	ug/L	ND	20	20	20.6	20.7	103	103	60-140	0	30	
1,2-Dichloroethane-d4 (S)	%						105	100	70-130			
4-Bromofluorobenzene (S)	%						99	101	70-130			
Toluene-d8 (S)	%						100	100	70-130			

Results presented on this page are in the units indicated by the "Units" column except where an alternate unit is presented to the right of the result.

REPORT OF LABORATORY ANALYSIS

This report shall not be reproduced, except in full,
without the written consent of Pace Analytical Services, LLC.

Pace Analytical Services, LLC
9800 Kincey Ave. Suite 100
Huntersville, NC 28078
(704)875-9092

QUALIFIERS

Project: 2020-L1-2448 Incident
Pace Project No.: 92547763

DEFINITIONS

DF - Dilution Factor, if reported, represents the factor applied to the reported data due to dilution of the sample aliquot.

ND - Not Detected at or above adjusted reporting limit.

TNTC - Too Numerous To Count

J - Estimated concentration above the adjusted method detection limit and below the adjusted reporting limit.

MDL - Adjusted Method Detection Limit.

PQL - Practical Quantitation Limit.

RL - Reporting Limit - The lowest concentration value that meets project requirements for quantitative data with known precision and bias for a specific analyte in a specific matrix.

S - Surrogate

1,2-Diphenylhydrazine decomposes to and cannot be separated from Azobenzene using Method 8270. The result for each analyte is a combined concentration.

Consistent with EPA guidelines, unrounded data are displayed and have been used to calculate % recovery and RPD values.

LCS(D) - Laboratory Control Sample (Duplicate)

MS(D) - Matrix Spike (Duplicate)

DUP - Sample Duplicate

RPD - Relative Percent Difference

NC - Not Calculable.

SG - Silica Gel - Clean-Up

U - Indicates the compound was analyzed for, but not detected.

Acid preservation may not be appropriate for 2 Chloroethylvinyl ether.

A separate vial preserved to a pH of 4-5 is recommended in SW846 Chapter 4 for the analysis of Acrolein and Acrylonitrile by EPA Method 8260.

N-Nitrosodiphenylamine decomposes and cannot be separated from Diphenylamine using Method 8270. The result reported for each analyte is a combined concentration.

Pace Analytical is TNI accredited. Contact your Pace PM for the current list of accredited analytes.

TNI - The NELAC Institute.

ANALYTE QUALIFIERS

N2	The lab does not hold NELAC/TNI accreditation for this parameter but other accreditations/certifications may apply. A complete list of accreditations/certifications is available upon request.

This report shall not be reproduced, except in full,
without the written consent of Pace Analytical Services, LLC.

Pace Analytical Services, LLC
9800 Kincey Ave. Suite 100
Huntersville, NC 28078
(704)875-9092

QUALITY CONTROL DATA CROSS REFERENCE TABLE

Project: 2020-L1-2448 Incident
Pace Project No.: 92547763

Lab ID	Sample ID	QC Batch Method	QC Batch	Analytical Method	Analytical Batch
92547763001	**DUP-1**	MADEP VPH	631676		
92547763002	**FB-1**	MADEP VPH	631676		
92547763001	**DUP-1**	EPA 3010A	632637	EPA 6010D	632655
92547763002	**FB-1**	EPA 3010A	632637	EPA 6010D	632655
92547763001	**DUP-1**	SM 6200B	631678		
92547763002	**FB-1**	SM 6200B	631678		
92547763003	**TRIP BLANK**	SM 6200B	631678		

This report shall not be reproduced, except in full,
without the written consent of Pace Analytical Services, LLC.

CHAIN-OF-CUSTODY Analytical Request Document

Pace Analytical®

Chain-of-Custody is a LEGAL DOCUMENT - Complete all relevent fields

LAB USE ONLY- Affix Worko

WO# : 92547763

92547763

ALL SHADED

Company: Apex Companies	Billing Information:
Address:	
Report To: Andrew Street	Email To: Andrew.Street@apexcos.com
Copy To:	Site Collection Info/Address:
Customer Project Name/Number: 2020-LI-2448 Incident	State: NY County/City: Huntersville Time Zone Collected: [ ]PT [ ]MT [ ]CT [ ]ET
Phone: Email:	Site/Facility ID #:
Collected By (print): Naomi Fretz	Purchase Order #: Quote #:
Collected By (signature): Naomi Fretz	Turnaround Date Required: ASAP
Sample Disposal: [ ] Dispose as appropriate [ ] Return [ ] Archive: _____ [ ] Hold: _____	Rush: [ ] Same Day [ ] Next Day [ ] 2 Day [ ] 3 Day [ ] 4 Day [ ] 5 Day (Expedite Charges Apply)

Compliance Monitoring? [ ] Yes [ ] No

DW PWS ID #: DW Location Code:

Immediately Packed on Ice: [ ] Yes [ ] No

Field Filtered (if applicable): [ ] Yes [ ] No

Analysis: _____

Container Preservative Type ** | Project Manager:

** Preservative Types: (1) nitric acid, (2) sulfuric acid, (3) hydrochloric acid, (4) sodium hydroxide, (5) zinc acetate, (6) methanol, (7) sodium bisulfate, (8) sodium thiosulfate, (9) hexane, (A) ascorbic acid, (B) ammonium sulfate, (C) ammonium hydroxide, (D) TSP, (U) Unpreserved, (O) Other _____

* Matrix Codes (Insert in Matrix box below): Drinking Water (DW), Ground Water (GW), Wastewater (WW), Product (P), Soil/Solid (SL), Oil (OL), Wipe (WP), Air (AR), Tissue (TS), Bioassay (B), Vapor (V), Other (OT)

Customer Sample ID	Matrix *	Comp / Grab	Collected (or Composite Start) Date	Collected (or Composite Start) Time	Composite End Date	Composite End Time	Res Cl	# of Ctns	VOCs 6200B	MADEP VPH	Lead	Lab Sample # / Comments
DUP-1	DW	G	7-6-21	-				8	X	X	X	001
FB-1	OT	G	↓	-				8	X	X	X	002
Trip Blank	OT	-	↓	-				2	X			003

Lab Profile/Line:

Lab Sample Receipt Checklist:

Custody Seals Present/Intact	Y (N) NA
Custody Signatures Present	(Y) N NA
Collector Signature Present	(Y) N NA
Bottles Intact	(Y) N NA
Correct Bottles	(Y) N NA
Sufficient Volume	(Y) N NA
Samples Received on Ice	(Y) N NA
VOA - Headspace Acceptable	(Y) N NA
USDA Regulated Soils	Y (N) NA
Samples in Holding Time	(Y) N NA
Residual Chlorine Present	Y N (NA)
Cl Strips: _____	
Sample pH Acceptable	(Y) N NA
pH Strips: 223819AV	
Sulfide Present	Y N (NA)
Lead Acetate Strips: _____	

LAB USE ONLY:

Customer Remarks / Special Conditions / Possible Hazards:

Type of Ice Used: (Wet) Blue Dry None

Packing Material Used:

Radchem sample(s) screened (<500 cpm): Y N (NA)

SHORT HOLDS PRESENT (<72 hours): Y (N) N/A

Lab Tracking #: 2632737

Samples received via: FEDEX UPS (Client) Courier Pace Courier

Lab Sample Temperature Info:

Temp Blank Received: Y (N) NA

Therm ID#: 92T064

Cooler 1 Temp Upon Receipt: 2.1 oC

Cooler 1 Therm Corr. Factor: -.1 oC

Cooler 1 Corrected Temp: 2.0 oC

Comments:

Relinquished by/Company: (Signature)	Date/Time:	Received by/Company: (Signature)	Date/Time:
Naomi Fretz / Apex	7-6-21 1230	HD PACE GHL	7/6/21 1230
Relinquished by/Company: (Signature)	Date/Time:	Received by/Company: (Signature)	Date/Time:
Relinquished by/Company: (Signature)	Date/Time:	Received by/Company: (Signature)	Date/Time:

MTJL LAB USE ONLY

Table #:

Acctnum:

Template:

Prelogin:

PM:

PB:

Trip Blank Received: (Y) N NA

(HCL) MeOH TSP Other

Non Conformance(s): YES / (NO)

Page: _____ of: _____

Pace Analytical Services, LLC
9800 Kincey Ave. Suite 100
Huntersville, NC 28078
(704)875-9092

July 22, 2021

Andrew Street
Apex Companies - NC
5900 Northwoods Business Pkwy
Suite 5900-0
Charlotte, NC 28269

RE: Project: 2020-L1-2448 Incident
Pace Project No.: 92547782

Dear Andrew Street:

Enclosed are the analytical results for sample(s) received by the laboratory on July 06, 2021. The results relate only to the samples included in this report. Results reported herein conform to the applicable TNI/NELAC Standards and the laboratory's Quality Manual, where applicable, unless otherwise noted in the body of the report.

The test results provided in this final report were generated by each of the following laboratories within the Pace Network:

- Pace Analytical Services - Asheville
- Pace Analytical Services - Charlotte

A revised laboratory report is being submitted on 7/22/21 due to a sample receiving error.

If you have any questions concerning this report, please feel free to contact me.

Sincerely,

Angela M. Baioni

Angela Baioni
angela.baioni@pacelabs.com
(704)875-9092
Project Manager

Enclosures

cc: J Culbreath, Colonial Pipeline Company
Naomi Fretz, APEX Companies, LLC
Robert Hughes, Colonial Pipeline
Cameron Lee, Montrose-EPS
Jamie Moran, APEX Companies, LLC
Jeff Morrison, Colonial Pipeline Company
Tom Naumann, APEX Companies - NC
Joe Nicolette, Montrose-EPS
Christopher Schultz, Apex Companies
Matt Teixeira, Apex Companies, LLC
Michael Verdon, Colonial Pipeline Company
JM Wyatt, Colonial Pipeline Company

REPORT OF LABORATORY ANALYSIS

This report shall not be reproduced, except in full,
without the written consent of Pace Analytical Services, LLC.

Pace Analytical Services, LLC
9800 Kincey Ave. Suite 100
Huntersville, NC 28078
(704)875-9092

CERTIFICATIONS

Project: 2020-L1-2448 Incident
Pace Project No.: 92547782

Pace Analytical Services Charlotte

9800 Kincey Ave. Ste 100, Huntersville, NC 28078
Louisiana/NELAP Certification # LA170028
North Carolina Drinking Water Certification #: 37706
North Carolina Field Services Certification #: 5342
North Carolina Wastewater Certification #: 12
South Carolina Certification #: 99006001
Florida/NELAP Certification #: E87627
Kentucky UST Certification #: 84
Virginia/VELAP Certification #: 460221

Pace Analytical Services Asheville

2225 Riverside Drive, Asheville, NC 28804
Florida/NELAP Certification #: E87648
North Carolina Drinking Water Certification #: 37712
North Carolina Wastewater Certification #: 40
South Carolina Certification #: 99030001
Virginia/VELAP Certification #: 460222

This report shall not be reproduced, except in full,
without the written consent of Pace Analytical Services, LLC.

Pace Analytical Services, LLC
9800 Kincey Ave. Suite 100
Huntersville, NC 28078
(704)875-9092

SAMPLE SUMMARY

Project: 2020-L1-2448 Incident
Pace Project No.: 92547782

Lab ID	Sample ID	Matrix	Date Collected	Date Received
92547782001	**13926B_HC_RD_20210706**	Water	07/06/21 11:00	07/06/21 12:30

REPORT OF LABORATORY ANALYSIS

This report shall not be reproduced, except in full,
without the written consent of Pace Analytical Services, LLC.

Pace Analytical Services, LLC
9800 Kincey Ave. Suite 100
Huntersville, NC 28078
(704)875-9092

SAMPLE ANALYTE COUNT

Project: 2020-L1-2448 Incident
Pace Project No.: 92547782

Lab ID	Sample ID	Method	Analysts	Analytes Reported	Laboratory
92547782001	**13926B_HC_RD_20210706**	MADEP VPH	MAD	6	PASI-C
		EPA 6010D	CBV	1	PASI-A
		SM 6200B	SAS	63	PASI-C

PASI-A = Pace Analytical Services - Asheville
PASI-C = Pace Analytical Services - Charlotte

This report shall not be reproduced, except in full,
without the written consent of Pace Analytical Services, LLC.

Pace Analytical Services, LLC
9800 Kincey Ave. Suite 100
Huntersville, NC 28078
(704)875-9092

ANALYTICAL RESULTS

Project: 2020-L1-2448 Incident
Pace Project No.: 92547782

Sample: 13926B_HC_RD_20210706 **Lab ID: 92547782001** Collected: 07/06/21 11:00 Received: 07/06/21 12:30 Matrix: Water

Parameters	Results	Units	Report Limit	MDL	DF	Prepared	Analyzed	CAS No.	Qual
VPH NC Water	Analytical Method: MADEP VPH Pace Analytical Services - Charlotte								
Total VPH (C5-C12)	ND	ug/L	50.0	50.0	1		07/06/21 20:36		N2
Aliphatic (C05-C08)	ND	ug/L	50.0	50.0	1		07/06/21 20:36		N2
Aliphatic(C09-C12) Adjusted	ND	ug/L	50.0	50.0	1		07/06/21 20:36		N2
Aromatic (C09-C10)	ND	ug/L	50.0	50.0	1		07/06/21 20:36		N2
Surrogates									
4-Bromofluorobenzene (FID) (S)	103	%	70-130		1		07/06/21 20:36	460-00-4	
4-Bromofluorobenzene (PID) (S)	99	%	70-130		1		07/06/21 20:36	460-00-4	
6010 MET ICP	Analytical Method: EPA 6010D Preparation Method: EPA 3010A Pace Analytical Services - Asheville								
Lead	ND	ug/L	5.0	4.5	1	07/11/21 17:40	07/12/21 13:29	7439-92-1	
6200B MSV	Analytical Method: SM 6200B Pace Analytical Services - Charlotte								
Benzene	ND	ug/L	0.50	0.34	1		07/07/21 05:48	71-43-2	
Bromobenzene	ND	ug/L	0.50	0.29	1		07/07/21 05:48	108-86-1	
Bromochloromethane	ND	ug/L	0.50	0.47	1		07/07/21 05:48	74-97-5	
Bromodichloromethane	ND	ug/L	0.50	0.31	1		07/07/21 05:48	75-27-4	
Bromoform	ND	ug/L	0.50	0.34	1		07/07/21 05:48	75-25-2	
Bromomethane	ND	ug/L	5.0	1.7	1		07/07/21 05:48	74-83-9	
n-Butylbenzene	ND	ug/L	0.50	0.49	1		07/07/21 05:48	104-51-8	
sec-Butylbenzene	ND	ug/L	0.50	0.40	1		07/07/21 05:48	135-98-8	
tert-Butylbenzene	ND	ug/L	0.50	0.32	1		07/07/21 05:48	98-06-6	
Carbon tetrachloride	ND	ug/L	0.50	0.33	1		07/07/21 05:48	56-23-5	
Chlorobenzene	ND	ug/L	0.50	0.28	1		07/07/21 05:48	108-90-7	
Chloroethane	ND	ug/L	1.0	0.65	1		07/07/21 05:48	75-00-3	
Chloroform	**9.5**	ug/L	0.50	0.35	1		07/07/21 05:48	67-66-3	
Chloromethane	ND	ug/L	1.0	0.54	1		07/07/21 05:48	74-87-3	
2-Chlorotoluene	ND	ug/L	0.50	0.32	1		07/07/21 05:48	95-49-8	
4-Chlorotoluene	ND	ug/L	0.50	0.32	1		07/07/21 05:48	106-43-4	
1,2-Dibromo-3-chloropropane	ND	ug/L	1.0	0.34	1		07/07/21 05:48	96-12-8	
Dibromochloromethane	ND	ug/L	0.50	0.36	1		07/07/21 05:48	124-48-1	
1,2-Dibromoethane (EDB)	ND	ug/L	0.50	0.27	1		07/07/21 05:48	106-93-4	
Dibromomethane	ND	ug/L	0.50	0.39	1		07/07/21 05:48	74-95-3	
1,2-Dichlorobenzene	ND	ug/L	0.50	0.34	1		07/07/21 05:48	95-50-1	
1,3-Dichlorobenzene	ND	ug/L	0.50	0.34	1		07/07/21 05:48	541-73-1	
1,4-Dichlorobenzene	ND	ug/L	0.50	0.33	1		07/07/21 05:48	106-46-7	
Dichlorodifluoromethane	ND	ug/L	0.50	0.35	1		07/07/21 05:48	75-71-8	
1,1-Dichloroethane	ND	ug/L	0.50	0.37	1		07/07/21 05:48	75-34-3	
1,2-Dichloroethane	ND	ug/L	0.50	0.32	1		07/07/21 05:48	107-06-2	
1,1-Dichloroethene	ND	ug/L	0.50	0.35	1		07/07/21 05:48	75-35-4	
cis-1,2-Dichloroethene	ND	ug/L	0.50	0.38	1		07/07/21 05:48	156-59-2	
trans-1,2-Dichloroethene	ND	ug/L	0.50	0.40	1		07/07/21 05:48	156-60-5	
1,2-Dichloropropane	ND	ug/L	0.50	0.36	1		07/07/21 05:48	78-87-5	
1,3-Dichloropropane	ND	ug/L	0.50	0.28	1		07/07/21 05:48	142-28-9	

REPORT OF LABORATORY ANALYSIS

This report shall not be reproduced, except in full,
without the written consent of Pace Analytical Services, LLC.

Pace Analytical Services, LLC
9800 Kincey Ave. Suite 100
Huntersville, NC 28078
(704)875-9092

ANALYTICAL RESULTS

Project: 2020-L1-2448 Incident
Pace Project No.: 92547782

Sample: 13926B_HC_RD_20210706 **Lab ID: 92547782001** Collected: 07/06/21 11:00 Received: 07/06/21 12:30 Matrix: Water

Parameters	Results	Units	Report Limit	MDL	DF	Prepared	Analyzed	CAS No.	Qual
6200B MSV	Analytical Method: SM 6200B Pace Analytical Services - Charlotte								
2,2-Dichloropropane	ND	ug/L	0.50	0.39	1		07/07/21 05:48	594-20-7	
1,1-Dichloropropene	ND	ug/L	0.50	0.43	1		07/07/21 05:48	563-58-6	
cis-1,3-Dichloropropene	ND	ug/L	0.50	0.36	1		07/07/21 05:48	10061-01-5	
trans-1,3-Dichloropropene	ND	ug/L	0.50	0.36	1		07/07/21 05:48	10061-02-6	
Diisopropyl ether	ND	ug/L	0.50	0.31	1		07/07/21 05:48	108-20-3	
Ethylbenzene	ND	ug/L	0.50	0.30	1		07/07/21 05:48	100-41-4	
Hexachloro-1,3-butadiene	ND	ug/L	2.0	1.5	1		07/07/21 05:48	87-68-3	
Isopropylbenzene (Cumene)	ND	ug/L	0.50	0.33	1		07/07/21 05:48	98-82-8	
Methylene Chloride	ND	ug/L	2.0	2.0	1		07/07/21 05:48	75-09-2	
Methyl-tert-butyl ether	ND	ug/L	0.50	0.42	1		07/07/21 05:48	1634-04-4	
Naphthalene	ND	ug/L	2.0	0.64	1		07/07/21 05:48	91-20-3	
n-Propylbenzene	ND	ug/L	0.50	0.34	1		07/07/21 05:48	103-65-1	
Styrene	ND	ug/L	0.50	0.29	1		07/07/21 05:48	100-42-5	
1,1,1,2-Tetrachloroethane	ND	ug/L	0.50	0.31	1		07/07/21 05:48	630-20-6	
1,1,2,2-Tetrachloroethane	ND	ug/L	0.50	0.22	1		07/07/21 05:48	79-34-5	
Tetrachloroethene	ND	ug/L	0.50	0.29	1		07/07/21 05:48	127-18-4	
Toluene	ND	ug/L	0.50	0.48	1		07/07/21 05:48	108-88-3	
1,2,3-Trichlorobenzene	ND	ug/L	2.0	0.81	1		07/07/21 05:48	87-61-6	
1,2,4-Trichlorobenzene	ND	ug/L	2.0	0.64	1		07/07/21 05:48	120-82-1	
1,1,1-Trichloroethane	ND	ug/L	0.50	0.33	1		07/07/21 05:48	71-55-6	
1,1,2-Trichloroethane	ND	ug/L	0.50	0.32	1		07/07/21 05:48	79-00-5	
Trichloroethene	ND	ug/L	0.50	0.38	1		07/07/21 05:48	79-01-6	
Trichlorofluoromethane	ND	ug/L	1.0	0.30	1		07/07/21 05:48	75-69-4	
1,2,3-Trichloropropane	ND	ug/L	0.50	0.26	1		07/07/21 05:48	96-18-4	
1,2,4-Trimethylbenzene	ND	ug/L	0.50	0.50	1		07/07/21 05:48	95-63-6	
1,3,5-Trimethylbenzene	ND	ug/L	0.50	0.33	1		07/07/21 05:48	108-67-8	
Vinyl chloride	ND	ug/L	1.0	0.39	1		07/07/21 05:48	75-01-4	
m&p-Xylene	ND	ug/L	1.0	0.71	1		07/07/21 05:48	179601-23-1	
o-Xylene	ND	ug/L	0.50	0.34	1		07/07/21 05:48	95-47-6	
Surrogates									
1,2-Dichloroethane-d4 (S)	102	%	70-130		1		07/07/21 05:48	17060-07-0	
4-Bromofluorobenzene (S)	95	%	70-130		1		07/07/21 05:48	460-00-4	
Toluene-d8 (S)	100	%	70-130		1		07/07/21 05:48	2037-26-5	

REPORT OF LABORATORY ANALYSIS

This report shall not be reproduced, except in full,
without the written consent of Pace Analytical Services, LLC.

Pace Analytical Services, LLC
9800 Kincey Ave. Suite 100
Huntersville, NC 28078
(704)875-9092

QUALITY CONTROL DATA

Project: 2020-L1-2448 Incident
Pace Project No.: 92547782

QC Batch: 631676
QC Batch Method: MADEP VPH
Analysis Method: MADEP VPH
Analysis Description: VPH NC Water
Laboratory: Pace Analytical Services - Charlotte
Associated Lab Samples: 92547782001

METHOD BLANK: 3318494 Matrix: Water
Associated Lab Samples: 92547782001

Parameter	Units	Blank Result	Reporting Limit	MDL	Analyzed	Qualifiers
Aliphatic (C05-C08)	ug/L	ND	50.0	50.0	07/06/21 15:20	N2
Aromatic (C09-C10)	ug/L	ND	50.0	50.0	07/06/21 15:20	N2
4-Bromofluorobenzene (FID) (S)	%	104	70-130		07/06/21 15:20	
4-Bromofluorobenzene (PID) (S)	%	100	70-130		07/06/21 15:20	

LABORATORY CONTROL SAMPLE & LCSD: 3318495 3318496

Parameter	Units	Spike Conc.	LCS Result	LCSD Result	LCS % Rec	LCSD % Rec	% Rec Limits	RPD	Max RPD	Qualifiers
Aliphatic (C05-C08)	ug/L	300	331	331	110	110	70-130	0	25	N2
Aromatic (C09-C10)	ug/L	100	113	113	113	113	70-130	0	25	N2
4-Bromofluorobenzene (FID) (S)	%				108	105	70-130			
4-Bromofluorobenzene (PID) (S)	%				101	98	70-130			

Results presented on this page are in the units indicated by the "Units" column except where an alternate unit is presented to the right of the result.

REPORT OF LABORATORY ANALYSIS

This report shall not be reproduced, except in full,
without the written consent of Pace Analytical Services, LLC.

Pace Analytical Services, LLC
9800 Kincey Ave. Suite 100
Huntersville, NC 28078
(704)875-9092

QUALITY CONTROL DATA

Project: 2020-L1-2448 Incident
Pace Project No.: 92547782

QC Batch: 632637
QC Batch Method: EPA 3010A
Analysis Method: EPA 6010D
Analysis Description: 6010 MET
Laboratory: Pace Analytical Services - Asheville

Associated Lab Samples: 92547782001

METHOD BLANK: 3323298 Matrix: Water
Associated Lab Samples: 92547782001

Parameter	Units	Blank Result	Reporting Limit	MDL	Analyzed	Qualifiers
Lead	ug/L	ND	5.0	4.5	07/12/21 10:57	

LABORATORY CONTROL SAMPLE: 3323299

Parameter	Units	Spike Conc.	LCS Result	LCS % Rec	% Rec Limits	Qualifiers
Lead	ug/L	500	487	97	80-120	

MATRIX SPIKE & MATRIX SPIKE DUPLICATE: 3323300 3323301

Parameter	Units	92547248002 Result	MS Spike Conc.	MSD Spike Conc.	MS Result	MSD Result	MS % Rec	MSD % Rec	% Rec Limits	RPD	Max RPD	Qual
Lead	ug/L	ND	500	500	476	479	95	95	75-125	1	20	

Results presented on this page are in the units indicated by the "Units" column except where an alternate unit is presented to the right of the result.

REPORT OF LABORATORY ANALYSIS

This report shall not be reproduced, except in full,
without the written consent of Pace Analytical Services, LLC.

Pace Analytical Services, LLC
9800 Kincey Ave. Suite 100
Huntersville, NC 28078
(704)875-9092

QUALITY CONTROL DATA

Project: 2020-L1-2448 Incident
Pace Project No.: 92547782

QC Batch: 631678
QC Batch Method: SM 6200B
Analysis Method: SM 6200B
Analysis Description: 6200B MSV
Laboratory: Pace Analytical Services - Charlotte

Associated Lab Samples: 92547782001

METHOD BLANK: 3318516 Matrix: Water
Associated Lab Samples: 92547782001

Parameter	Units	Blank Result	Reporting Limit	MDL	Analyzed	Qualifiers
1,1,1,2-Tetrachloroethane	ug/L	ND	0.50	0.31	07/06/21 21:42	
1,1,1-Trichloroethane	ug/L	ND	0.50	0.33	07/06/21 21:42	
1,1,2,2-Tetrachloroethane	ug/L	ND	0.50	0.22	07/06/21 21:42	
1,1,2-Trichloroethane	ug/L	ND	0.50	0.32	07/06/21 21:42	
1,1-Dichloroethane	ug/L	ND	0.50	0.37	07/06/21 21:42	
1,1-Dichloroethene	ug/L	ND	0.50	0.35	07/06/21 21:42	
1,1-Dichloropropene	ug/L	ND	0.50	0.43	07/06/21 21:42	
1,2,3-Trichlorobenzene	ug/L	ND	2.0	0.81	07/06/21 21:42	
1,2,3-Trichloropropane	ug/L	ND	0.50	0.26	07/06/21 21:42	
1,2,4-Trichlorobenzene	ug/L	ND	2.0	0.64	07/06/21 21:42	
1,2,4-Trimethylbenzene	ug/L	ND	0.50	0.50	07/06/21 21:42	
1,2-Dibromo-3-chloropropane	ug/L	ND	1.0	0.34	07/06/21 21:42	
1,2-Dibromoethane (EDB)	ug/L	ND	0.50	0.27	07/06/21 21:42	
1,2-Dichlorobenzene	ug/L	ND	0.50	0.34	07/06/21 21:42	
1,2-Dichloroethane	ug/L	ND	0.50	0.32	07/06/21 21:42	
1,2-Dichloropropane	ug/L	ND	0.50	0.36	07/06/21 21:42	
1,3,5-Trimethylbenzene	ug/L	ND	0.50	0.33	07/06/21 21:42	
1,3-Dichlorobenzene	ug/L	ND	0.50	0.34	07/06/21 21:42	
1,3-Dichloropropane	ug/L	ND	0.50	0.28	07/06/21 21:42	
1,4-Dichlorobenzene	ug/L	ND	0.50	0.33	07/06/21 21:42	
2,2-Dichloropropane	ug/L	ND	0.50	0.39	07/06/21 21:42	
2-Chlorotoluene	ug/L	ND	0.50	0.32	07/06/21 21:42	
4-Chlorotoluene	ug/L	ND	0.50	0.32	07/06/21 21:42	
Benzene	ug/L	ND	0.50	0.34	07/06/21 21:42	
Bromobenzene	ug/L	ND	0.50	0.29	07/06/21 21:42	
Bromochloromethane	ug/L	ND	0.50	0.47	07/06/21 21:42	
Bromodichloromethane	ug/L	ND	0.50	0.31	07/06/21 21:42	
Bromoform	ug/L	ND	0.50	0.34	07/06/21 21:42	
Bromomethane	ug/L	ND	5.0	1.7	07/06/21 21:42	
Carbon tetrachloride	ug/L	ND	0.50	0.33	07/06/21 21:42	
Chlorobenzene	ug/L	ND	0.50	0.28	07/06/21 21:42	
Chloroethane	ug/L	ND	1.0	0.65	07/06/21 21:42	
Chloroform	ug/L	ND	0.50	0.35	07/06/21 21:42	
Chloromethane	ug/L	ND	1.0	0.54	07/06/21 21:42	
cis-1,2-Dichloroethene	ug/L	ND	0.50	0.38	07/06/21 21:42	
cis-1,3-Dichloropropene	ug/L	ND	0.50	0.36	07/06/21 21:42	
Dibromochloromethane	ug/L	ND	0.50	0.36	07/06/21 21:42	
Dibromomethane	ug/L	ND	0.50	0.39	07/06/21 21:42	
Dichlorodifluoromethane	ug/L	ND	0.50	0.35	07/06/21 21:42	
Diisopropyl ether	ug/L	ND	0.50	0.31	07/06/21 21:42	

Results presented on this page are in the units indicated by the "Units" column except where an alternate unit is presented to the right of the result.

REPORT OF LABORATORY ANALYSIS

This report shall not be reproduced, except in full,
without the written consent of Pace Analytical Services, LLC.

Pace Analytical Services, LLC
9800 Kincey Ave. Suite 100
Huntersville, NC 28078
(704)875-9092

QUALITY CONTROL DATA

Project: 2020-L1-2448 Incident
Pace Project No.: 92547782

METHOD BLANK: 3318516 Matrix: Water
Associated Lab Samples: 92547782001

Parameter	Units	Blank Result	Reporting Limit	MDL	Analyzed	Qualifiers
Ethylbenzene	ug/L	ND	0.50	0.30	07/06/21 21:42	
Hexachloro-1,3-butadiene	ug/L	ND	2.0	1.5	07/06/21 21:42	
Isopropylbenzene (Cumene)	ug/L	ND	0.50	0.33	07/06/21 21:42	
m&p-Xylene	ug/L	ND	1.0	0.71	07/06/21 21:42	
Methyl-tert-butyl ether	ug/L	ND	0.50	0.42	07/06/21 21:42	
Methylene Chloride	ug/L	ND	2.0	2.0	07/06/21 21:42	
n-Butylbenzene	ug/L	ND	0.50	0.49	07/06/21 21:42	
n-Propylbenzene	ug/L	ND	0.50	0.34	07/06/21 21:42	
Naphthalene	ug/L	ND	2.0	0.64	07/06/21 21:42	
o-Xylene	ug/L	ND	0.50	0.34	07/06/21 21:42	
sec-Butylbenzene	ug/L	ND	0.50	0.40	07/06/21 21:42	
Styrene	ug/L	ND	0.50	0.29	07/06/21 21:42	
tert-Butylbenzene	ug/L	ND	0.50	0.32	07/06/21 21:42	
Tetrachloroethene	ug/L	ND	0.50	0.29	07/06/21 21:42	
Toluene	ug/L	ND	0.50	0.48	07/06/21 21:42	
trans-1,2-Dichloroethene	ug/L	ND	0.50	0.40	07/06/21 21:42	
trans-1,3-Dichloropropene	ug/L	ND	0.50	0.36	07/06/21 21:42	
Trichloroethene	ug/L	ND	0.50	0.38	07/06/21 21:42	
Trichlorofluoromethane	ug/L	ND	1.0	0.30	07/06/21 21:42	
Vinyl chloride	ug/L	ND	1.0	0.39	07/06/21 21:42	
1,2-Dichloroethane-d4 (S)	%	103	70-130		07/06/21 21:42	
4-Bromofluorobenzene (S)	%	96	70-130		07/06/21 21:42	
Toluene-d8 (S)	%	101	70-130		07/06/21 21:42	

LABORATORY CONTROL SAMPLE: 3318517

Parameter	Units	Spike Conc.	LCS Result	LCS % Rec	% Rec Limits	Qualifiers
1,1,1,2-Tetrachloroethane	ug/L	50	48.9	98	60-140	
1,1,1-Trichloroethane	ug/L	50	47.4	95	60-140	
1,1,2,2-Tetrachloroethane	ug/L	50	51.4	103	60-140	
1,1,2-Trichloroethane	ug/L	50	50.1	100	60-140	
1,1-Dichloroethane	ug/L	50	47.2	94	60-140	
1,1-Dichloroethene	ug/L	50	47.0	94	60-140	
1,1-Dichloropropene	ug/L	50	47.3	95	60-140	
1,2,3-Trichlorobenzene	ug/L	50	52.2	104	60-140	
1,2,3-Trichloropropane	ug/L	50	49.0	98	60-140	
1,2,4-Trichlorobenzene	ug/L	50	51.2	102	60-140	
1,2,4-Trimethylbenzene	ug/L	50	45.6	91	60-140	
1,2-Dibromo-3-chloropropane	ug/L	50	61.9	124	60-140	
1,2-Dibromoethane (EDB)	ug/L	50	50.4	101	60-140	
1,2-Dichlorobenzene	ug/L	50	48.1	96	60-140	
1,2-Dichloroethane	ug/L	50	44.3	89	60-140	
1,2-Dichloropropane	ug/L	50	48.1	96	60-140	
1,3,5-Trimethylbenzene	ug/L	50	46.3	93	60-140	

Results presented on this page are in the units indicated by the "Units" column except where an alternate unit is presented to the right of the result.

REPORT OF LABORATORY ANALYSIS

This report shall not be reproduced, except in full,
without the written consent of Pace Analytical Services, LLC.

Pace Analytical Services, LLC
9800 Kincey Ave. Suite 100
Huntersville, NC 28078
(704)875-9092

QUALITY CONTROL DATA

Project: 2020-L1-2448 Incident
Pace Project No.: 92547782

LABORATORY CONTROL SAMPLE: 3318517

Parameter	Units	Spike Conc.	LCS Result	LCS % Rec	% Rec Limits	Qualifiers
1,3-Dichlorobenzene	ug/L	50	47.4	95	60-140	
1,3-Dichloropropane	ug/L	50	48.1	96	60-140	
1,4-Dichlorobenzene	ug/L	50	49.1	98	60-140	
2,2-Dichloropropane	ug/L	50	48.5	97	60-140	
2-Chlorotoluene	ug/L	50	47.5	95	60-140	
4-Chlorotoluene	ug/L	50	46.5	93	60-140	
Benzene	ug/L	50	45.7	91	60-140	
Bromobenzene	ug/L	50	49.0	98	60-140	
Bromochloromethane	ug/L	50	49.5	99	60-140	
Bromodichloromethane	ug/L	50	48.9	98	60-140	
Bromoform	ug/L	50	53.2	106	60-140	
Bromomethane	ug/L	50	43.5	87	60-140	
Carbon tetrachloride	ug/L	50	47.0	94	60-140	
Chlorobenzene	ug/L	50	46.6	93	60-140	
Chloroethane	ug/L	50	43.3	87	60-140	
Chloroform	ug/L	50	45.8	92	60-140	
Chloromethane	ug/L	50	46.4	93	60-140	
cis-1,2-Dichloroethene	ug/L	50	46.4	93	60-140	
cis-1,3-Dichloropropene	ug/L	50	48.9	98	60-140	
Dibromochloromethane	ug/L	50	50.9	102	60-140	
Dibromomethane	ug/L	50	48.6	97	60-140	
Dichlorodifluoromethane	ug/L	50	46.8	94	60-140	
Diisopropyl ether	ug/L	50	45.5	91	60-140	
Ethylbenzene	ug/L	50	46.1	92	60-140	
Hexachloro-1,3-butadiene	ug/L	50	46.5	93	60-140	
Isopropylbenzene (Cumene)	ug/L	50	47.1	94	60-140	
m&p-Xylene	ug/L	100	91.4	91	60-140	
Methyl-tert-butyl ether	ug/L	50	49.5	99	60-140	
Methylene Chloride	ug/L	50	50.2	100	60-140	
n-Butylbenzene	ug/L	50	45.8	92	60-140	
n-Propylbenzene	ug/L	50	45.8	92	60-140	
Naphthalene	ug/L	50	54.1	108	60-140	
o-Xylene	ug/L	50	46.1	92	60-140	
sec-Butylbenzene	ug/L	50	44.5	89	60-140	
Styrene	ug/L	50	48.5	97	60-140	
tert-Butylbenzene	ug/L	50	39.2	78	60-140	
Tetrachloroethene	ug/L	50	46.0	92	60-140	
Toluene	ug/L	50	43.3	87	60-140	
trans-1,2-Dichloroethene	ug/L	50	47.4	95	60-140	
trans-1,3-Dichloropropene	ug/L	50	50.4	101	60-140	
Trichloroethene	ug/L	50	45.8	92	60-140	
Trichlorofluoromethane	ug/L	50	41.1	82	60-140	
Vinyl chloride	ug/L	50	48.1	96	60-140	
1,2-Dichloroethane-d4 (S)	%			98	70-130	
4-Bromofluorobenzene (S)	%			99	70-130	
Toluene-d8 (S)	%			100	70-130	

Results presented on this page are in the units indicated by the "Units" column except where an alternate unit is presented to the right of the result.

REPORT OF LABORATORY ANALYSIS

This report shall not be reproduced, except in full,
without the written consent of Pace Analytical Services, LLC.

Pace Analytical Services, LLC
9800 Kincey Ave. Suite 100
Huntersville, NC 28078
(704)875-9092

QUALITY CONTROL DATA

Project: 2020-L1-2448 Incident
Pace Project No.: 92547782

MATRIX SPIKE & MATRIX SPIKE DUPLICATE: 3318518 3318519

Parameter	Units	92547763001 Result	MS Spike Conc.	MSD Spike Conc.	MS Result	MSD Result	MS % Rec	MSD % Rec	% Rec Limits	RPD	Max RPD	Qual
1,1,1,2-Tetrachloroethane	ug/L	ND	20	20	19.9	19.9	99	100	60-140	0	30	
1,1,1-Trichloroethane	ug/L	ND	20	20	21.3	21.0	106	105	60-140	1	30	
1,1,2,2-Tetrachloroethane	ug/L	ND	20	20	19.7	20.0	98	100	60-140	2	30	
1,1,2-Trichloroethane	ug/L	ND	20	20	20.2	20.1	101	100	60-140	0	30	
1,1-Dichloroethane	ug/L	ND	20	20	20.6	20.6	103	103	60-140	0	30	
1,1-Dichloroethene	ug/L	ND	20	20	20.9	20.8	105	104	60-140	0	30	
1,1-Dichloropropene	ug/L	ND	20	20	20.9	20.7	104	103	60-140	1	30	
1,2,3-Trichlorobenzene	ug/L	ND	20	20	20.5	20.7	102	103	60-140	1	30	
1,2,3-Trichloropropane	ug/L	ND	20	20	19.2	19.2	96	96	60-140	0	30	
1,2,4-Trichlorobenzene	ug/L	ND	20	20	19.9	20.1	99	101	60-140	1	30	
1,2,4-Trimethylbenzene	ug/L	ND	20	20	18.2	18.1	91	90	60-140	1	30	
1,2-Dibromo-3-chloropropane	ug/L	ND	20	20	20.6	20.9	103	105	60-140	2	30	
1,2-Dibromoethane (EDB)	ug/L	ND	20	20	19.9	20.5	100	103	60-140	3	30	
1,2-Dichlorobenzene	ug/L	ND	20	20	18.3	18.2	92	91	60-140	1	30	
1,2-Dichloroethane	ug/L	ND	20	20	18.2	18.5	91	92	60-140	1	30	
1,2-Dichloropropane	ug/L	ND	20	20	20.0	20.6	100	103	60-140	3	30	
1,3,5-Trimethylbenzene	ug/L	ND	20	20	19.1	18.9	95	94	60-140	1	30	
1,3-Dichlorobenzene	ug/L	ND	20	20	18.6	18.2	93	91	60-140	2	30	
1,3-Dichloropropane	ug/L	ND	20	20	19.3	19.5	96	98	60-140	1	30	
1,4-Dichlorobenzene	ug/L	ND	20	20	19.0	18.5	95	93	60-140	2	30	
2,2-Dichloropropane	ug/L	ND	20	20	22.0	21.8	110	109	60-140	1	30	
2-Chlorotoluene	ug/L	ND	20	20	18.9	18.8	94	94	60-140	1	30	
4-Chlorotoluene	ug/L	ND	20	20	18.0	17.6	90	88	60-140	2	30	
Benzene	ug/L	ND	20	20	19.8	19.9	99	99	60-140	0	30	
Bromobenzene	ug/L	ND	20	20	19.4	19.2	97	96	60-140	1	30	
Bromochloromethane	ug/L	ND	20	20	20.5	20.3	102	102	60-140	1	30	
Bromodichloromethane	ug/L	ND	20	20	20.3	20.4	102	102	60-140	0	30	
Bromoform	ug/L	ND	20	20	20.0	20.4	100	102	60-140	2	30	
Bromomethane	ug/L	ND	20	20	21.3	21.4	107	107	60-140	0	30	
Carbon tetrachloride	ug/L	ND	20	20	20.5	21.3	103	106	60-140	4	30	
Chlorobenzene	ug/L	ND	20	20	19.4	19.5	97	97	60-140	1	30	
Chloroethane	ug/L	ND	20	20	21.7	21.5	108	107	60-140	1	30	
Chloroform	ug/L	ND	20	20	20.8	20.8	103	103	60-140	0	30	
Chloromethane	ug/L	ND	20	20	19.6	19.5	98	97	60-140	1	30	
cis-1,2-Dichloroethene	ug/L	ND	20	20	20.1	20.3	101	101	60-140	1	30	
cis-1,3-Dichloropropene	ug/L	ND	20	20	20.3	20.1	102	101	60-140	1	30	
Dibromochloromethane	ug/L	ND	20	20	20.4	20.6	102	103	60-140	1	30	
Dibromomethane	ug/L	ND	20	20	20.2	20.3	101	101	60-140	0	30	
Dichlorodifluoromethane	ug/L	ND	20	20	18.2	17.7	91	89	60-140	3	30	
Diisopropyl ether	ug/L	ND	20	20	19.1	19.0	96	95	60-140	1	30	
Ethylbenzene	ug/L	ND	20	20	19.5	19.5	97	98	60-140	0	30	
Hexachloro-1,3-butadiene	ug/L	ND	20	20	21.3	20.7	107	103	60-140	3	30	
Isopropylbenzene (Cumene)	ug/L	ND	20	20	20.0	20.1	100	100	60-140	0	30	
m&p-Xylene	ug/L	ND	40	40	38.5	38.4	96	96	60-140	0	30	

Results presented on this page are in the units indicated by the "Units" column except where an alternate unit is presented to the right of the result.

REPORT OF LABORATORY ANALYSIS

This report shall not be reproduced, except in full,
without the written consent of Pace Analytical Services, LLC.

Pace Analytical Services, LLC
9800 Kincey Ave. Suite 100
Huntersville, NC 28078
(704)875-9092

QUALITY CONTROL DATA

Project: 2020-L1-2448 Incident
Pace Project No.: 92547782

MATRIX SPIKE & MATRIX SPIKE DUPLICATE: 3318518 3318519

Parameter	Units	92547763001 Result	MS Spike Conc.	MSD Spike Conc.	MS Result	MSD Result	MS % Rec	MSD % Rec	% Rec Limits	RPD	Max RPD	Qual
Methyl-tert-butyl ether	ug/L	ND	20	20	19.7	19.8	99	99	60-140	0	30	
Methylene Chloride	ug/L	ND	20	20	20.4	20.2	102	101	60-140	1	30	
n-Butylbenzene	ug/L	ND	20	20	19.5	19.2	98	96	60-140	1	30	
n-Propylbenzene	ug/L	ND	20	20	19.0	18.8	95	94	60-140	1	30	
Naphthalene	ug/L	ND	20	20	18.7	18.7	93	94	60-140	0	30	
o-Xylene	ug/L	ND	20	20	19.0	19.3	95	97	60-140	2	30	
sec-Butylbenzene	ug/L	ND	20	20	19.0	18.6	95	93	60-140	2	30	
Styrene	ug/L	ND	20	20	19.1	19.4	96	97	60-140	1	30	
tert-Butylbenzene	ug/L	ND	20	20	16.5	16.4	83	82	60-140	1	30	
Tetrachloroethene	ug/L	ND	20	20	19.4	19.8	97	99	60-140	2	30	
Toluene	ug/L	ND	20	20	19.1	19.0	96	95	60-140	0	30	
trans-1,2-Dichloroethene	ug/L	ND	20	20	20.9	21.2	105	106	60-140	1	30	
trans-1,3-Dichloropropene	ug/L	ND	20	20	20.0	20.1	100	101	60-140	1	30	
Trichloroethene	ug/L	ND	20	20	20.3	20.2	101	101	60-140	1	30	
Trichlorofluoromethane	ug/L	ND	20	20	20.4	20.2	102	101	60-140	1	30	
Vinyl chloride	ug/L	ND	20	20	20.6	20.7	103	103	60-140	0	30	
1,2-Dichloroethane-d4 (S)	%						105	100	70-130			
4-Bromofluorobenzene (S)	%						99	101	70-130			
Toluene-d8 (S)	%						100	100	70-130			

Results presented on this page are in the units indicated by the "Units" column except where an alternate unit is presented to the right of the result.

REPORT OF LABORATORY ANALYSIS

This report shall not be reproduced, except in full,
without the written consent of Pace Analytical Services, LLC.

Pace Analytical Services, LLC
9800 Kincey Ave. Suite 100
Huntersville, NC 28078
(704)875-9092

QUALIFIERS

Project: 2020-L1-2448 Incident
Pace Project No.: 92547782

DEFINITIONS

DF - Dilution Factor, if reported, represents the factor applied to the reported data due to dilution of the sample aliquot.

ND - Not Detected at or above adjusted reporting limit.

TNTC - Too Numerous To Count

J - Estimated concentration above the adjusted method detection limit and below the adjusted reporting limit.

MDL - Adjusted Method Detection Limit.

PQL - Practical Quantitation Limit.

RL - Reporting Limit - The lowest concentration value that meets project requirements for quantitative data with known precision and bias for a specific analyte in a specific matrix.

S - Surrogate

1,2-Diphenylhydrazine decomposes to and cannot be separated from Azobenzene using Method 8270. The result for each analyte is a combined concentration.

Consistent with EPA guidelines, unrounded data are displayed and have been used to calculate % recovery and RPD values.

LCS(D) - Laboratory Control Sample (Duplicate)

MS(D) - Matrix Spike (Duplicate)

DUP - Sample Duplicate

RPD - Relative Percent Difference

NC - Not Calculable.

SG - Silica Gel - Clean-Up

U - Indicates the compound was analyzed for, but not detected.

Acid preservation may not be appropriate for 2 Chloroethylvinyl ether.

A separate vial preserved to a pH of 4-5 is recommended in SW846 Chapter 4 for the analysis of Acrolein and Acrylonitrile by EPA Method 8260.

N-Nitrosodiphenylamine decomposes and cannot be separated from Diphenylamine using Method 8270. The result reported for each analyte is a combined concentration.

Pace Analytical is TNI accredited. Contact your Pace PM for the current list of accredited analytes.

TNI - The NELAC Institute.

ANALYTE QUALIFIERS

N2	The lab does not hold NELAC/TNI accreditation for this parameter but other accreditations/certifications may apply. A complete list of accreditations/certifications is available upon request.

This report shall not be reproduced, except in full,
without the written consent of Pace Analytical Services, LLC.

Pace Analytical Services, LLC
9800 Kincey Ave. Suite 100
Huntersville, NC 28078
(704)875-9092

QUALITY CONTROL DATA CROSS REFERENCE TABLE

Project: 2020-L1-2448 Incident
Pace Project No.: 92547782

Lab ID	Sample ID	QC Batch Method	QC Batch	Analytical Method	Analytical Batch
92547782001	**13926B_HC_RD_20210706**	MADEP VPH	631676		
92547782001	**13926B_HC_RD_20210706**	EPA 3010A	632637	EPA 6010D	632655
92547782001	**13926B_HC_RD_20210706**	SM 6200B	631678		

This report shall not be reproduced, except in full,
without the written consent of Pace Analytical Services, LLC.

Pace Analytical®

CHAIN-OF-CUSTODY Analytical Request Document

Chain-of-Custody is a LEGAL DOCUMENT - Complete all relevent fields

LAB USE ONLY- Affix Workorder/Login Label Here or List Pace Workorder Number
MTJL Log-in Number Here

WO# : 92547782

92547782

ALL SHADED A

Container Preservative Type **

** Preservative Types: (1) nitric acid, (2) sulfuric acid, (6) methanol, (7) sodium bisulfate, (8) sodium thiosulf... (C) ammonium hydroxide, (D) TSP, (U) Unpreserved, (O) Other _____

Company: Apex Companies	Billing Information:
Address:	
Report To: Andrew Street	Email To: Andrew.Street@apexcos.com
Copy To:	Site Collection Info/Address: 13926B Huntersville Concord Rd
Customer Project Name/Number: 2020-LI-2448 Incident	State: NC County/City: Huntersville Time Zone Collected: [ ] PT [ ] MT [ ] CT [ ] ET
Phone: Email:	Site/Facility ID #: Compliance Monitoring? [ ] Yes [ ] No
Collected By (print): Naomi Fretz	Purchase Order #: Quote #: DW PWS ID #: DW Location Code:
Collected By (signature): Naomi Fretz	Turnaround Date Required: ASAP Immediately Packed on Ice: [ ] Yes [ ] No
Sample Disposal: [ ] Dispose as appropriate [ ] Return [ ] Archive: _____ [ ] Hold: _____	Rush: [ ] Same Day [ ] Next Day [ ] 2 Day [ ] 3 Day [ ] 4 Day [ ] 5 Day (Expedite Charges Apply) Field Filtered (if applicable): [ ] Yes [ ] No Analysis: _____

* Matrix Codes (Insert in Matrix box below): Drinking Water (DW), Ground Water (GW), Wastewater (WW), Product (P), Soil/Solid (SL), Oil (OL), Wipe (WP), Air (AR), Tissue (TS), Bioassay (B), Vapor (V), Other (OT)

Analyses

Customer Sample ID	Matrix *	Comp / Grab	Collected (or Composite Start) Date	Collected (or Composite Start) Time	Composite End Date	Composite End Time	Res Cl	# of Ctns	VOCs 6200B	MADEP VPH	Lead								Lab Profile/Line:
13926B_HC_RD_20210706	DW	G	7-6-21	1100				8	X	X	X								001

Lab Sample Receipt Checklist:

Custody Seals Present/Intact	Y (N) NA
Custody Signatures Present	(Y) N NA
Collector Signature Present	(Y) N NA
Bottles Intact	(Y) N NA
Correct Bottles	(Y) N NA
Sufficient Volume	(Y) N NA
Samples Received on Ice	(Y) N NA
VOA - Headspace Acceptable	(Y) N NA
USDA Regulated Soils	Y (N) NA
Samples in Holding Time	(Y) N NA
Residual Chlorine Present	Y N (NA)
Cl Strips:	
Sample pH Acceptable	(Y) N NA
pH Strips: 223819AV	
Sulfide Present	Y N (NA)
Lead Acetate Strips:	

LAB USE ONLY:
Lab Sample # / Comments:
~~92547760~~ 6-7-21 92547782

Customer Remarks / Special Conditions / Possible Hazards:

Type of Ice Used: (Wet) Blue Dry None

Packing Material Used:

Radchem sample(s) screened (<500 cpm): Y N (NA)

SHORT HOLDS PRESENT (<72 hours): Y (N) N/A

Lab Tracking #: 2632734

Samples received via: FEDEX UPS (Client) Courier (Pace Courier)

Lab Sample Temperature Info:
Temp Blank Received: Y (N) NA
Therm ID#: 92T064
Cooler 1 Temp Upon Receipt: 2.1 oC
Cooler 1 Therm Corr. Factor: -.1 oC
Cooler 1 Corrected Temp: 2.0 oC
Comments:

Relinquished by/Company: (Signature)	Date/Time:	Received by/Company: (Signature)	Date/Time:
Naomi Fretz / Apex	7-6-21 1230	HD PACE HC	7/6/21 1230
Relinquished by/Company: (Signature)	Date/Time:	Received by/Company: (Signature)	Date/Time:
Relinquished by/Company: (Signature)	Date/Time:	Received by/Company: (Signature)	Date/Time:

MTJL LAB USE ONLY
Table #:
Acctnum:
Template:
Prelogin:
PM:
PB:

Trip Blank Received: Y (N) NA
HCL MeOH TSP Other

Non Conformance(s): YES (NO)

Page: _____ of: _____

Pace Analytical Services, LLC
9800 Kincey Ave. Suite 100
Huntersville, NC 28078
(704)875-9092

July 12, 2021

Andrew Street
Apex Companies - NC
5900 Northwoods Business Pkwy
Suite 5900-0
Charlotte, NC 28269

RE: Project: 2020-L1-2448 Incident
Pace Project No.: 92547790

Dear Andrew Street:

Enclosed are the analytical results for sample(s) received by the laboratory on July 06, 2021. The results relate only to the samples included in this report. Results reported herein conform to the applicable TNI/NELAC Standards and the laboratory's Quality Manual, where applicable, unless otherwise noted in the body of the report.

The test results provided in this final report were generated by each of the following laboratories within the Pace Network:

- Pace Analytical Services - Asheville
- Pace Analytical Services - Charlotte

If you have any questions concerning this report, please feel free to contact me.

Sincerely,

Angela M. Baioni

Angela Baioni
angela.baioni@pacelabs.com
(704)875-9092
Project Manager

Enclosures

cc: J Culbreath, Colonial Pipeline Company
Naomi Fretz, APEX Companies, LLC
Robert Hughes, Colonial Pipeline
Cameron Lee, Montrose-EPS
Jamie Moran, APEX Companies, LLC
Jeff Morrison, Colonial Pipeline Company
Tom Naumann, APEX Companies - NC
Joe Nicolette, Montrose-EPS
Christopher Schultz, Apex Companies
Matt Teixeira, Apex Companies, LLC
Michael Verdon, Colonial Pipeline Company
JM Wyatt, Colonial Pipeline Company

REPORT OF LABORATORY ANALYSIS

This report shall not be reproduced, except in full,
without the written consent of Pace Analytical Services, LLC.

Pace Analytical Services, LLC
9800 Kincey Ave. Suite 100
Huntersville, NC 28078
(704)875-9092

CERTIFICATIONS

Project: 2020-L1-2448 Incident
Pace Project No.: 92547790

Pace Analytical Services Charlotte

9800 Kincey Ave. Ste 100, Huntersville, NC 28078
Louisiana/NELAP Certification # LA170028
North Carolina Drinking Water Certification #: 37706
North Carolina Field Services Certification #: 5342
North Carolina Wastewater Certification #: 12
South Carolina Certification #: 99006001
Florida/NELAP Certification #: E87627
Kentucky UST Certification #: 84
Virginia/VELAP Certification #: 460221

Pace Analytical Services Asheville

2225 Riverside Drive, Asheville, NC 28804
Florida/NELAP Certification #: E87648
North Carolina Drinking Water Certification #: 37712
North Carolina Wastewater Certification #: 40
South Carolina Certification #: 99030001
Virginia/VELAP Certification #: 460222

This report shall not be reproduced, except in full,
without the written consent of Pace Analytical Services, LLC.

Pace Analytical Services, LLC
9800 Kincey Ave. Suite 100
Huntersville, NC 28078
(704)875-9092

SAMPLE SUMMARY

Project: 2020-L1-2448 Incident
Pace Project No.: 92547790

Lab ID	Sample ID	Matrix	Date Collected	Date Received
92547790001	**13835_AC_RD_20210706**	Water	07/06/21 10:10	07/06/21 12:30

This report shall not be reproduced, except in full,
without the written consent of Pace Analytical Services, LLC.

Pace Analytical Services, LLC
9800 Kincey Ave. Suite 100
Huntersville, NC 28078
(704)875-9092

SAMPLE ANALYTE COUNT

Project: 2020-L1-2448 Incident
Pace Project No.: 92547790

Lab ID	Sample ID	Method	Analysts	Analytes Reported	Laboratory
92547790001	**13835_AC_RD_20210706**	MADEP VPH	MAD	6	PASI-C
		EPA 6010D	CBV	1	PASI-A
		SM 6200B	SAS	63	PASI-C

PASI-A = Pace Analytical Services - Asheville
PASI-C = Pace Analytical Services - Charlotte

This report shall not be reproduced, except in full,
without the written consent of Pace Analytical Services, LLC.

Pace Analytical Services, LLC
9800 Kincey Ave. Suite 100
Huntersville, NC 28078
(704)875-9092

ANALYTICAL RESULTS

Project: 2020-L1-2448 Incident
Pace Project No.: 92547790

Sample: 13835_AC_RD_20210706 **Lab ID: 92547790001** Collected: 07/06/21 10:10 Received: 07/06/21 12:30 Matrix: Water

Parameters	Results	Units	Report Limit	MDL	DF	Prepared	Analyzed	CAS No.	Qual
VPH NC Water	Analytical Method: MADEP VPH Pace Analytical Services - Charlotte								
Total VPH (C5-C12)	ND	ug/L	50.0	50.0	1		07/06/21 21:05		N2
Aliphatic (C05-C08)	ND	ug/L	50.0	50.0	1		07/06/21 21:05		N2
Aliphatic(C09-C12) Adjusted	ND	ug/L	50.0	50.0	1		07/06/21 21:05		N2
Aromatic (C09-C10)	ND	ug/L	50.0	50.0	1		07/06/21 21:05		N2
Surrogates									
4-Bromofluorobenzene (FID) (S)	102	%	70-130		1		07/06/21 21:05	460-00-4	
4-Bromofluorobenzene (PID) (S)	97	%	70-130		1		07/06/21 21:05	460-00-4	
6010 MET ICP	Analytical Method: EPA 6010D Preparation Method: EPA 3010A Pace Analytical Services - Asheville								
Lead	ND	ug/L	5.0	4.5	1	07/11/21 17:40	07/12/21 13:32	7439-92-1	
6200B MSV	Analytical Method: SM 6200B Pace Analytical Services - Charlotte								
Benzene	ND	ug/L	0.50	0.34	1		07/07/21 05:30	71-43-2	
Bromobenzene	ND	ug/L	0.50	0.29	1		07/07/21 05:30	108-86-1	
Bromochloromethane	ND	ug/L	0.50	0.47	1		07/07/21 05:30	74-97-5	
Bromodichloromethane	ND	ug/L	0.50	0.31	1		07/07/21 05:30	75-27-4	
Bromoform	ND	ug/L	0.50	0.34	1		07/07/21 05:30	75-25-2	
Bromomethane	ND	ug/L	5.0	1.7	1		07/07/21 05:30	74-83-9	
n-Butylbenzene	ND	ug/L	0.50	0.49	1		07/07/21 05:30	104-51-8	
sec-Butylbenzene	ND	ug/L	0.50	0.40	1		07/07/21 05:30	135-98-8	
tert-Butylbenzene	ND	ug/L	0.50	0.32	1		07/07/21 05:30	98-06-6	
Carbon tetrachloride	ND	ug/L	0.50	0.33	1		07/07/21 05:30	56-23-5	
Chlorobenzene	ND	ug/L	0.50	0.28	1		07/07/21 05:30	108-90-7	
Chloroethane	ND	ug/L	1.0	0.65	1		07/07/21 05:30	75-00-3	
Chloroform	**0.99**	ug/L	0.50	0.35	1		07/07/21 05:30	67-66-3	
Chloromethane	ND	ug/L	1.0	0.54	1		07/07/21 05:30	74-87-3	
2-Chlorotoluene	ND	ug/L	0.50	0.32	1		07/07/21 05:30	95-49-8	
4-Chlorotoluene	ND	ug/L	0.50	0.32	1		07/07/21 05:30	106-43-4	
1,2-Dibromo-3-chloropropane	ND	ug/L	1.0	0.34	1		07/07/21 05:30	96-12-8	
Dibromochloromethane	ND	ug/L	0.50	0.36	1		07/07/21 05:30	124-48-1	
1,2-Dibromoethane (EDB)	ND	ug/L	0.50	0.27	1		07/07/21 05:30	106-93-4	
Dibromomethane	ND	ug/L	0.50	0.39	1		07/07/21 05:30	74-95-3	
1,2-Dichlorobenzene	ND	ug/L	0.50	0.34	1		07/07/21 05:30	95-50-1	
1,3-Dichlorobenzene	ND	ug/L	0.50	0.34	1		07/07/21 05:30	541-73-1	
1,4-Dichlorobenzene	ND	ug/L	0.50	0.33	1		07/07/21 05:30	106-46-7	
Dichlorodifluoromethane	ND	ug/L	0.50	0.35	1		07/07/21 05:30	75-71-8	
1,1-Dichloroethane	ND	ug/L	0.50	0.37	1		07/07/21 05:30	75-34-3	
1,2-Dichloroethane	ND	ug/L	0.50	0.32	1		07/07/21 05:30	107-06-2	
1,1-Dichloroethene	ND	ug/L	0.50	0.35	1		07/07/21 05:30	75-35-4	
cis-1,2-Dichloroethene	ND	ug/L	0.50	0.38	1		07/07/21 05:30	156-59-2	
trans-1,2-Dichloroethene	ND	ug/L	0.50	0.40	1		07/07/21 05:30	156-60-5	
1,2-Dichloropropane	ND	ug/L	0.50	0.36	1		07/07/21 05:30	78-87-5	
1,3-Dichloropropane	ND	ug/L	0.50	0.28	1		07/07/21 05:30	142-28-9	

REPORT OF LABORATORY ANALYSIS

This report shall not be reproduced, except in full,
without the written consent of Pace Analytical Services, LLC.

Pace Analytical Services, LLC
9800 Kincey Ave. Suite 100
Huntersville, NC 28078
(704)875-9092

ANALYTICAL RESULTS

Project: 2020-L1-2448 Incident
Pace Project No.: 92547790

Sample: 13835_AC_RD_20210706 **Lab ID: 92547790001** Collected: 07/06/21 10:10 Received: 07/06/21 12:30 Matrix: Water

Parameters	Results	Units	Report Limit	MDL	DF	Prepared	Analyzed	CAS No.	Qual
6200B MSV	Analytical Method: SM 6200B Pace Analytical Services - Charlotte								
2,2-Dichloropropane	ND	ug/L	0.50	0.39	1		07/07/21 05:30	594-20-7	
1,1-Dichloropropene	ND	ug/L	0.50	0.43	1		07/07/21 05:30	563-58-6	
cis-1,3-Dichloropropene	ND	ug/L	0.50	0.36	1		07/07/21 05:30	10061-01-5	
trans-1,3-Dichloropropene	ND	ug/L	0.50	0.36	1		07/07/21 05:30	10061-02-6	
Diisopropyl ether	ND	ug/L	0.50	0.31	1		07/07/21 05:30	108-20-3	
Ethylbenzene	ND	ug/L	0.50	0.30	1		07/07/21 05:30	100-41-4	
Hexachloro-1,3-butadiene	ND	ug/L	2.0	1.5	1		07/07/21 05:30	87-68-3	
Isopropylbenzene (Cumene)	ND	ug/L	0.50	0.33	1		07/07/21 05:30	98-82-8	
Methylene Chloride	ND	ug/L	2.0	2.0	1		07/07/21 05:30	75-09-2	
Methyl-tert-butyl ether	ND	ug/L	0.50	0.42	1		07/07/21 05:30	1634-04-4	
Naphthalene	ND	ug/L	2.0	0.64	1		07/07/21 05:30	91-20-3	
n-Propylbenzene	ND	ug/L	0.50	0.34	1		07/07/21 05:30	103-65-1	
Styrene	ND	ug/L	0.50	0.29	1		07/07/21 05:30	100-42-5	
1,1,1,2-Tetrachloroethane	ND	ug/L	0.50	0.31	1		07/07/21 05:30	630-20-6	
1,1,2,2-Tetrachloroethane	ND	ug/L	0.50	0.22	1		07/07/21 05:30	79-34-5	
Tetrachloroethene	ND	ug/L	0.50	0.29	1		07/07/21 05:30	127-18-4	
Toluene	ND	ug/L	0.50	0.48	1		07/07/21 05:30	108-88-3	
1,2,3-Trichlorobenzene	ND	ug/L	2.0	0.81	1		07/07/21 05:30	87-61-6	
1,2,4-Trichlorobenzene	ND	ug/L	2.0	0.64	1		07/07/21 05:30	120-82-1	
1,1,1-Trichloroethane	ND	ug/L	0.50	0.33	1		07/07/21 05:30	71-55-6	
1,1,2-Trichloroethane	ND	ug/L	0.50	0.32	1		07/07/21 05:30	79-00-5	
Trichloroethene	ND	ug/L	0.50	0.38	1		07/07/21 05:30	79-01-6	
Trichlorofluoromethane	ND	ug/L	1.0	0.30	1		07/07/21 05:30	75-69-4	
1,2,3-Trichloropropane	ND	ug/L	0.50	0.26	1		07/07/21 05:30	96-18-4	
1,2,4-Trimethylbenzene	ND	ug/L	0.50	0.50	1		07/07/21 05:30	95-63-6	
1,3,5-Trimethylbenzene	ND	ug/L	0.50	0.33	1		07/07/21 05:30	108-67-8	
Vinyl chloride	ND	ug/L	1.0	0.39	1		07/07/21 05:30	75-01-4	
m&p-Xylene	ND	ug/L	1.0	0.71	1		07/07/21 05:30	179601-23-1	
o-Xylene	ND	ug/L	0.50	0.34	1		07/07/21 05:30	95-47-6	
Surrogates									
1,2-Dichloroethane-d4 (S)	102	%	70-130		1		07/07/21 05:30	17060-07-0	
4-Bromofluorobenzene (S)	97	%	70-130		1		07/07/21 05:30	460-00-4	
Toluene-d8 (S)	102	%	70-130		1		07/07/21 05:30	2037-26-5	

REPORT OF LABORATORY ANALYSIS

This report shall not be reproduced, except in full,
without the written consent of Pace Analytical Services, LLC.

Pace Analytical Services, LLC
9800 Kincey Ave. Suite 100
Huntersville, NC 28078
(704)875-9092

QUALITY CONTROL DATA

Project: 2020-L1-2448 Incident
Pace Project No.: 92547790

QC Batch: 631676
QC Batch Method: MADEP VPH
Analysis Method: MADEP VPH
Analysis Description: VPH NC Water
Laboratory: Pace Analytical Services - Charlotte
Associated Lab Samples: 92547790001

METHOD BLANK: 3318494 Matrix: Water
Associated Lab Samples: 92547790001

Parameter	Units	Blank Result	Reporting Limit	MDL	Analyzed	Qualifiers
Aliphatic (C05-C08)	ug/L	ND	50.0	50.0	07/06/21 15:20	N2
Aromatic (C09-C10)	ug/L	ND	50.0	50.0	07/06/21 15:20	N2
4-Bromofluorobenzene (FID) (S)	%	104	70-130		07/06/21 15:20	
4-Bromofluorobenzene (PID) (S)	%	100	70-130		07/06/21 15:20	

LABORATORY CONTROL SAMPLE & LCSD: 3318495 3318496

Parameter	Units	Spike Conc.	LCS Result	LCSD Result	LCS % Rec	LCSD % Rec	% Rec Limits	RPD	Max RPD	Qualifiers
Aliphatic (C05-C08)	ug/L	300	331	331	110	110	70-130	0	25	N2
Aromatic (C09-C10)	ug/L	100	113	113	113	113	70-130	0	25	N2
4-Bromofluorobenzene (FID) (S)	%				108	105	70-130			
4-Bromofluorobenzene (PID) (S)	%				101	98	70-130			

Results presented on this page are in the units indicated by the "Units" column except where an alternate unit is presented to the right of the result.

REPORT OF LABORATORY ANALYSIS

This report shall not be reproduced, except in full,
without the written consent of Pace Analytical Services, LLC.

Pace Analytical Services, LLC
9800 Kincey Ave. Suite 100
Huntersville, NC 28078
(704)875-9092

QUALITY CONTROL DATA

Project: 2020-L1-2448 Incident
Pace Project No.: 92547790

QC Batch: 632637
QC Batch Method: EPA 3010A
Analysis Method: EPA 6010D
Analysis Description: 6010 MET
Laboratory: Pace Analytical Services - Asheville
Associated Lab Samples: 92547790001

METHOD BLANK: 3323298 Matrix: Water
Associated Lab Samples: 92547790001

Parameter	Units	Blank Result	Reporting Limit	MDL	Analyzed	Qualifiers
Lead	ug/L	ND	5.0	4.5	07/12/21 10:57	

LABORATORY CONTROL SAMPLE: 3323299

Parameter	Units	Spike Conc.	LCS Result	LCS % Rec	% Rec Limits	Qualifiers
Lead	ug/L	500	487	97	80-120	

MATRIX SPIKE & MATRIX SPIKE DUPLICATE: 3323300 3323301

Parameter	Units	92547248002 Result	MS Spike Conc.	MSD Spike Conc.	MS Result	MSD Result	MS % Rec	MSD % Rec	% Rec Limits	RPD	Max RPD	Qual
Lead	ug/L	ND	500	500	476	479	95	95	75-125	1	20	

Results presented on this page are in the units indicated by the "Units" column except where an alternate unit is presented to the right of the result.

REPORT OF LABORATORY ANALYSIS

This report shall not be reproduced, except in full,
without the written consent of Pace Analytical Services, LLC.

Pace Analytical Services, LLC
9800 Kincey Ave. Suite 100
Huntersville, NC 28078
(704)875-9092

QUALITY CONTROL DATA

Project: 2020-L1-2448 Incident
Pace Project No.: 92547790

QC Batch: 631678
QC Batch Method: SM 6200B
Analysis Method: SM 6200B
Analysis Description: 6200B MSV
Laboratory: Pace Analytical Services - Charlotte

Associated Lab Samples: 92547790001

METHOD BLANK: 3318516 Matrix: Water
Associated Lab Samples: 92547790001

Parameter	Units	Blank Result	Reporting Limit	MDL	Analyzed	Qualifiers
1,1,1,2-Tetrachloroethane	ug/L	ND	0.50	0.31	07/06/21 21:42	
1,1,1-Trichloroethane	ug/L	ND	0.50	0.33	07/06/21 21:42	
1,1,2,2-Tetrachloroethane	ug/L	ND	0.50	0.22	07/06/21 21:42	
1,1,2-Trichloroethane	ug/L	ND	0.50	0.32	07/06/21 21:42	
1,1-Dichloroethane	ug/L	ND	0.50	0.37	07/06/21 21:42	
1,1-Dichloroethene	ug/L	ND	0.50	0.35	07/06/21 21:42	
1,1-Dichloropropene	ug/L	ND	0.50	0.43	07/06/21 21:42	
1,2,3-Trichlorobenzene	ug/L	ND	2.0	0.81	07/06/21 21:42	
1,2,3-Trichloropropane	ug/L	ND	0.50	0.26	07/06/21 21:42	
1,2,4-Trichlorobenzene	ug/L	ND	2.0	0.64	07/06/21 21:42	
1,2,4-Trimethylbenzene	ug/L	ND	0.50	0.50	07/06/21 21:42	
1,2-Dibromo-3-chloropropane	ug/L	ND	1.0	0.34	07/06/21 21:42	
1,2-Dibromoethane (EDB)	ug/L	ND	0.50	0.27	07/06/21 21:42	
1,2-Dichlorobenzene	ug/L	ND	0.50	0.34	07/06/21 21:42	
1,2-Dichloroethane	ug/L	ND	0.50	0.32	07/06/21 21:42	
1,2-Dichloropropane	ug/L	ND	0.50	0.36	07/06/21 21:42	
1,3,5-Trimethylbenzene	ug/L	ND	0.50	0.33	07/06/21 21:42	
1,3-Dichlorobenzene	ug/L	ND	0.50	0.34	07/06/21 21:42	
1,3-Dichloropropane	ug/L	ND	0.50	0.28	07/06/21 21:42	
1,4-Dichlorobenzene	ug/L	ND	0.50	0.33	07/06/21 21:42	
2,2-Dichloropropane	ug/L	ND	0.50	0.39	07/06/21 21:42	
2-Chlorotoluene	ug/L	ND	0.50	0.32	07/06/21 21:42	
4-Chlorotoluene	ug/L	ND	0.50	0.32	07/06/21 21:42	
Benzene	ug/L	ND	0.50	0.34	07/06/21 21:42	
Bromobenzene	ug/L	ND	0.50	0.29	07/06/21 21:42	
Bromochloromethane	ug/L	ND	0.50	0.47	07/06/21 21:42	
Bromodichloromethane	ug/L	ND	0.50	0.31	07/06/21 21:42	
Bromoform	ug/L	ND	0.50	0.34	07/06/21 21:42	
Bromomethane	ug/L	ND	5.0	1.7	07/06/21 21:42	
Carbon tetrachloride	ug/L	ND	0.50	0.33	07/06/21 21:42	
Chlorobenzene	ug/L	ND	0.50	0.28	07/06/21 21:42	
Chloroethane	ug/L	ND	1.0	0.65	07/06/21 21:42	
Chloroform	ug/L	ND	0.50	0.35	07/06/21 21:42	
Chloromethane	ug/L	ND	1.0	0.54	07/06/21 21:42	
cis-1,2-Dichloroethene	ug/L	ND	0.50	0.38	07/06/21 21:42	
cis-1,3-Dichloropropene	ug/L	ND	0.50	0.36	07/06/21 21:42	
Dibromochloromethane	ug/L	ND	0.50	0.36	07/06/21 21:42	
Dibromomethane	ug/L	ND	0.50	0.39	07/06/21 21:42	
Dichlorodifluoromethane	ug/L	ND	0.50	0.35	07/06/21 21:42	
Diisopropyl ether	ug/L	ND	0.50	0.31	07/06/21 21:42	

Results presented on this page are in the units indicated by the "Units" column except where an alternate unit is presented to the right of the result.

REPORT OF LABORATORY ANALYSIS

This report shall not be reproduced, except in full,
without the written consent of Pace Analytical Services, LLC.

Pace Analytical Services, LLC
9800 Kincey Ave. Suite 100
Huntersville, NC 28078
(704)875-9092

QUALITY CONTROL DATA

Project: 2020-L1-2448 Incident
Pace Project No.: 92547790

METHOD BLANK: 3318516 Matrix: Water
Associated Lab Samples: 92547790001

Parameter	Units	Blank Result	Reporting Limit	MDL	Analyzed	Qualifiers
Ethylbenzene	ug/L	ND	0.50	0.30	07/06/21 21:42	
Hexachloro-1,3-butadiene	ug/L	ND	2.0	1.5	07/06/21 21:42	
Isopropylbenzene (Cumene)	ug/L	ND	0.50	0.33	07/06/21 21:42	
m&p-Xylene	ug/L	ND	1.0	0.71	07/06/21 21:42	
Methyl-tert-butyl ether	ug/L	ND	0.50	0.42	07/06/21 21:42	
Methylene Chloride	ug/L	ND	2.0	2.0	07/06/21 21:42	
n-Butylbenzene	ug/L	ND	0.50	0.49	07/06/21 21:42	
n-Propylbenzene	ug/L	ND	0.50	0.34	07/06/21 21:42	
Naphthalene	ug/L	ND	2.0	0.64	07/06/21 21:42	
o-Xylene	ug/L	ND	0.50	0.34	07/06/21 21:42	
sec-Butylbenzene	ug/L	ND	0.50	0.40	07/06/21 21:42	
Styrene	ug/L	ND	0.50	0.29	07/06/21 21:42	
tert-Butylbenzene	ug/L	ND	0.50	0.32	07/06/21 21:42	
Tetrachloroethene	ug/L	ND	0.50	0.29	07/06/21 21:42	
Toluene	ug/L	ND	0.50	0.48	07/06/21 21:42	
trans-1,2-Dichloroethene	ug/L	ND	0.50	0.40	07/06/21 21:42	
trans-1,3-Dichloropropene	ug/L	ND	0.50	0.36	07/06/21 21:42	
Trichloroethene	ug/L	ND	0.50	0.38	07/06/21 21:42	
Trichlorofluoromethane	ug/L	ND	1.0	0.30	07/06/21 21:42	
Vinyl chloride	ug/L	ND	1.0	0.39	07/06/21 21:42	
1,2-Dichloroethane-d4 (S)	%	103	70-130		07/06/21 21:42	
4-Bromofluorobenzene (S)	%	96	70-130		07/06/21 21:42	
Toluene-d8 (S)	%	101	70-130		07/06/21 21:42	

LABORATORY CONTROL SAMPLE: 3318517

Parameter	Units	Spike Conc.	LCS Result	LCS % Rec	% Rec Limits	Qualifiers
1,1,1,2-Tetrachloroethane	ug/L	50	48.9	98	60-140	
1,1,1-Trichloroethane	ug/L	50	47.4	95	60-140	
1,1,2,2-Tetrachloroethane	ug/L	50	51.4	103	60-140	
1,1,2-Trichloroethane	ug/L	50	50.1	100	60-140	
1,1-Dichloroethane	ug/L	50	47.2	94	60-140	
1,1-Dichloroethene	ug/L	50	47.0	94	60-140	
1,1-Dichloropropene	ug/L	50	47.3	95	60-140	
1,2,3-Trichlorobenzene	ug/L	50	52.2	104	60-140	
1,2,3-Trichloropropane	ug/L	50	49.0	98	60-140	
1,2,4-Trichlorobenzene	ug/L	50	51.2	102	60-140	
1,2,4-Trimethylbenzene	ug/L	50	45.6	91	60-140	
1,2-Dibromo-3-chloropropane	ug/L	50	61.9	124	60-140	
1,2-Dibromoethane (EDB)	ug/L	50	50.4	101	60-140	
1,2-Dichlorobenzene	ug/L	50	48.1	96	60-140	
1,2-Dichloroethane	ug/L	50	44.3	89	60-140	
1,2-Dichloropropane	ug/L	50	48.1	96	60-140	
1,3,5-Trimethylbenzene	ug/L	50	46.3	93	60-140	

Results presented on this page are in the units indicated by the "Units" column except where an alternate unit is presented to the right of the result.

REPORT OF LABORATORY ANALYSIS

This report shall not be reproduced, except in full,
without the written consent of Pace Analytical Services, LLC.

Pace Analytical Services, LLC
9800 Kincey Ave. Suite 100
Huntersville, NC 28078
(704)875-9092

QUALITY CONTROL DATA

Project: 2020-L1-2448 Incident
Pace Project No.: 92547790

LABORATORY CONTROL SAMPLE: 3318517

Parameter	Units	Spike Conc.	LCS Result	LCS % Rec	% Rec Limits	Qualifiers
1,3-Dichlorobenzene	ug/L	50	47.4	95	60-140	
1,3-Dichloropropane	ug/L	50	48.1	96	60-140	
1,4-Dichlorobenzene	ug/L	50	49.1	98	60-140	
2,2-Dichloropropane	ug/L	50	48.5	97	60-140	
2-Chlorotoluene	ug/L	50	47.5	95	60-140	
4-Chlorotoluene	ug/L	50	46.5	93	60-140	
Benzene	ug/L	50	45.7	91	60-140	
Bromobenzene	ug/L	50	49.0	98	60-140	
Bromochloromethane	ug/L	50	49.5	99	60-140	
Bromodichloromethane	ug/L	50	48.9	98	60-140	
Bromoform	ug/L	50	53.2	106	60-140	
Bromomethane	ug/L	50	43.5	87	60-140	
Carbon tetrachloride	ug/L	50	47.0	94	60-140	
Chlorobenzene	ug/L	50	46.6	93	60-140	
Chloroethane	ug/L	50	43.3	87	60-140	
Chloroform	ug/L	50	45.8	92	60-140	
Chloromethane	ug/L	50	46.4	93	60-140	
cis-1,2-Dichloroethene	ug/L	50	46.4	93	60-140	
cis-1,3-Dichloropropene	ug/L	50	48.9	98	60-140	
Dibromochloromethane	ug/L	50	50.9	102	60-140	
Dibromomethane	ug/L	50	48.6	97	60-140	
Dichlorodifluoromethane	ug/L	50	46.8	94	60-140	
Diisopropyl ether	ug/L	50	45.5	91	60-140	
Ethylbenzene	ug/L	50	46.1	92	60-140	
Hexachloro-1,3-butadiene	ug/L	50	46.5	93	60-140	
Isopropylbenzene (Cumene)	ug/L	50	47.1	94	60-140	
m&p-Xylene	ug/L	100	91.4	91	60-140	
Methyl-tert-butyl ether	ug/L	50	49.5	99	60-140	
Methylene Chloride	ug/L	50	50.2	100	60-140	
n-Butylbenzene	ug/L	50	45.8	92	60-140	
n-Propylbenzene	ug/L	50	45.8	92	60-140	
Naphthalene	ug/L	50	54.1	108	60-140	
o-Xylene	ug/L	50	46.1	92	60-140	
sec-Butylbenzene	ug/L	50	44.5	89	60-140	
Styrene	ug/L	50	48.5	97	60-140	
tert-Butylbenzene	ug/L	50	39.2	78	60-140	
Tetrachloroethene	ug/L	50	46.0	92	60-140	
Toluene	ug/L	50	43.3	87	60-140	
trans-1,2-Dichloroethene	ug/L	50	47.4	95	60-140	
trans-1,3-Dichloropropene	ug/L	50	50.4	101	60-140	
Trichloroethene	ug/L	50	45.8	92	60-140	
Trichlorofluoromethane	ug/L	50	41.1	82	60-140	
Vinyl chloride	ug/L	50	48.1	96	60-140	
1,2-Dichloroethane-d4 (S)	%			98	70-130	
4-Bromofluorobenzene (S)	%			99	70-130	
Toluene-d8 (S)	%			100	70-130	

Results presented on this page are in the units indicated by the "Units" column except where an alternate unit is presented to the right of the result.

REPORT OF LABORATORY ANALYSIS

This report shall not be reproduced, except in full,
without the written consent of Pace Analytical Services, LLC.

Pace Analytical Services, LLC
9800 Kincey Ave. Suite 100
Huntersville, NC 28078
(704)875-9092

QUALITY CONTROL DATA

Project: 2020-L1-2448 Incident
Pace Project No.: 92547790

MATRIX SPIKE & MATRIX SPIKE DUPLICATE: 3318518 3318519

Parameter	Units	92547763001 Result	MS Spike Conc.	MSD Spike Conc.	MS Result	MSD Result	MS % Rec	MSD % Rec	% Rec Limits	RPD	Max RPD	Qual
1,1,1,2-Tetrachloroethane	ug/L	ND	20	20	19.9	19.9	99	100	60-140	0	30	
1,1,1-Trichloroethane	ug/L	ND	20	20	21.3	21.0	106	105	60-140	1	30	
1,1,2,2-Tetrachloroethane	ug/L	ND	20	20	19.7	20.0	98	100	60-140	2	30	
1,1,2-Trichloroethane	ug/L	ND	20	20	20.2	20.1	101	100	60-140	0	30	
1,1-Dichloroethane	ug/L	ND	20	20	20.6	20.6	103	103	60-140	0	30	
1,1-Dichloroethene	ug/L	ND	20	20	20.9	20.8	105	104	60-140	0	30	
1,1-Dichloropropene	ug/L	ND	20	20	20.9	20.7	104	103	60-140	1	30	
1,2,3-Trichlorobenzene	ug/L	ND	20	20	20.5	20.7	102	103	60-140	1	30	
1,2,3-Trichloropropane	ug/L	ND	20	20	19.2	19.2	96	96	60-140	0	30	
1,2,4-Trichlorobenzene	ug/L	ND	20	20	19.9	20.1	99	101	60-140	1	30	
1,2,4-Trimethylbenzene	ug/L	ND	20	20	18.2	18.1	91	90	60-140	1	30	
1,2-Dibromo-3-chloropropane	ug/L	ND	20	20	20.6	20.9	103	105	60-140	2	30	
1,2-Dibromoethane (EDB)	ug/L	ND	20	20	19.9	20.5	100	103	60-140	3	30	
1,2-Dichlorobenzene	ug/L	ND	20	20	18.3	18.2	92	91	60-140	1	30	
1,2-Dichloroethane	ug/L	ND	20	20	18.2	18.5	91	92	60-140	1	30	
1,2-Dichloropropane	ug/L	ND	20	20	20.0	20.6	100	103	60-140	3	30	
1,3,5-Trimethylbenzene	ug/L	ND	20	20	19.1	18.9	95	94	60-140	1	30	
1,3-Dichlorobenzene	ug/L	ND	20	20	18.6	18.2	93	91	60-140	2	30	
1,3-Dichloropropane	ug/L	ND	20	20	19.3	19.5	96	98	60-140	1	30	
1,4-Dichlorobenzene	ug/L	ND	20	20	19.0	18.5	95	93	60-140	2	30	
2,2-Dichloropropane	ug/L	ND	20	20	22.0	21.8	110	109	60-140	1	30	
2-Chlorotoluene	ug/L	ND	20	20	18.9	18.8	94	94	60-140	1	30	
4-Chlorotoluene	ug/L	ND	20	20	18.0	17.6	90	88	60-140	2	30	
Benzene	ug/L	ND	20	20	19.8	19.9	99	99	60-140	0	30	
Bromobenzene	ug/L	ND	20	20	19.4	19.2	97	96	60-140	1	30	
Bromochloromethane	ug/L	ND	20	20	20.5	20.3	102	102	60-140	1	30	
Bromodichloromethane	ug/L	ND	20	20	20.3	20.4	102	102	60-140	0	30	
Bromoform	ug/L	ND	20	20	20.0	20.4	100	102	60-140	2	30	
Bromomethane	ug/L	ND	20	20	21.3	21.4	107	107	60-140	0	30	
Carbon tetrachloride	ug/L	ND	20	20	20.5	21.3	103	106	60-140	4	30	
Chlorobenzene	ug/L	ND	20	20	19.4	19.5	97	97	60-140	1	30	
Chloroethane	ug/L	ND	20	20	21.7	21.5	108	107	60-140	1	30	
Chloroform	ug/L	ND	20	20	20.8	20.8	103	103	60-140	0	30	
Chloromethane	ug/L	ND	20	20	19.6	19.5	98	97	60-140	1	30	
cis-1,2-Dichloroethene	ug/L	ND	20	20	20.1	20.3	101	101	60-140	1	30	
cis-1,3-Dichloropropene	ug/L	ND	20	20	20.3	20.1	102	101	60-140	1	30	
Dibromochloromethane	ug/L	ND	20	20	20.4	20.6	102	103	60-140	1	30	
Dibromomethane	ug/L	ND	20	20	20.2	20.3	101	101	60-140	0	30	
Dichlorodifluoromethane	ug/L	ND	20	20	18.2	17.7	91	89	60-140	3	30	
Diisopropyl ether	ug/L	ND	20	20	19.1	19.0	96	95	60-140	1	30	
Ethylbenzene	ug/L	ND	20	20	19.5	19.5	97	98	60-140	0	30	
Hexachloro-1,3-butadiene	ug/L	ND	20	20	21.3	20.7	107	103	60-140	3	30	
Isopropylbenzene (Cumene)	ug/L	ND	20	20	20.0	20.1	100	100	60-140	0	30	
m&p-Xylene	ug/L	ND	40	40	38.5	38.4	96	96	60-140	0	30	

Results presented on this page are in the units indicated by the "Units" column except where an alternate unit is presented to the right of the result.

REPORT OF LABORATORY ANALYSIS

This report shall not be reproduced, except in full,
without the written consent of Pace Analytical Services, LLC.

Pace Analytical Services, LLC
9800 Kincey Ave. Suite 100
Huntersville, NC 28078
(704)875-9092

QUALITY CONTROL DATA

Project: 2020-L1-2448 Incident
Pace Project No.: 92547790

MATRIX SPIKE & MATRIX SPIKE DUPLICATE: 3318518 3318519

Parameter	Units	92547763001 Result	MS Spike Conc.	MSD Spike Conc.	MS Result	MSD Result	MS % Rec	MSD % Rec	% Rec Limits	RPD	Max RPD	Qual
Methyl-tert-butyl ether	ug/L	ND	20	20	19.7	19.8	99	99	60-140	0	30	
Methylene Chloride	ug/L	ND	20	20	20.4	20.2	102	101	60-140	1	30	
n-Butylbenzene	ug/L	ND	20	20	19.5	19.2	98	96	60-140	1	30	
n-Propylbenzene	ug/L	ND	20	20	19.0	18.8	95	94	60-140	1	30	
Naphthalene	ug/L	ND	20	20	18.7	18.7	93	94	60-140	0	30	
o-Xylene	ug/L	ND	20	20	19.0	19.3	95	97	60-140	2	30	
sec-Butylbenzene	ug/L	ND	20	20	19.0	18.6	95	93	60-140	2	30	
Styrene	ug/L	ND	20	20	19.1	19.4	96	97	60-140	1	30	
tert-Butylbenzene	ug/L	ND	20	20	16.5	16.4	83	82	60-140	1	30	
Tetrachloroethene	ug/L	ND	20	20	19.4	19.8	97	99	60-140	2	30	
Toluene	ug/L	ND	20	20	19.1	19.0	96	95	60-140	0	30	
trans-1,2-Dichloroethene	ug/L	ND	20	20	20.9	21.2	105	106	60-140	1	30	
trans-1,3-Dichloropropene	ug/L	ND	20	20	20.0	20.1	100	101	60-140	1	30	
Trichloroethene	ug/L	ND	20	20	20.3	20.2	101	101	60-140	1	30	
Trichlorofluoromethane	ug/L	ND	20	20	20.4	20.2	102	101	60-140	1	30	
Vinyl chloride	ug/L	ND	20	20	20.6	20.7	103	103	60-140	0	30	
1,2-Dichloroethane-d4 (S)	%						105	100	70-130			
4-Bromofluorobenzene (S)	%						99	101	70-130			
Toluene-d8 (S)	%						100	100	70-130			

Results presented on this page are in the units indicated by the "Units" column except where an alternate unit is presented to the right of the result.

REPORT OF LABORATORY ANALYSIS

This report shall not be reproduced, except in full,
without the written consent of Pace Analytical Services, LLC.

Pace Analytical Services, LLC
9800 Kincey Ave. Suite 100
Huntersville, NC 28078
(704)875-9092

QUALIFIERS

Project: 2020-L1-2448 Incident
Pace Project No.: 92547790

DEFINITIONS

DF - Dilution Factor, if reported, represents the factor applied to the reported data due to dilution of the sample aliquot.

ND - Not Detected at or above adjusted reporting limit.

TNTC - Too Numerous To Count

J - Estimated concentration above the adjusted method detection limit and below the adjusted reporting limit.

MDL - Adjusted Method Detection Limit.

PQL - Practical Quantitation Limit.

RL - Reporting Limit - The lowest concentration value that meets project requirements for quantitative data with known precision and bias for a specific analyte in a specific matrix.

S - Surrogate

1,2-Diphenylhydrazine decomposes to and cannot be separated from Azobenzene using Method 8270. The result for each analyte is a combined concentration.

Consistent with EPA guidelines, unrounded data are displayed and have been used to calculate % recovery and RPD values.

LCS(D) - Laboratory Control Sample (Duplicate)

MS(D) - Matrix Spike (Duplicate)

DUP - Sample Duplicate

RPD - Relative Percent Difference

NC - Not Calculable.

SG - Silica Gel - Clean-Up

U - Indicates the compound was analyzed for, but not detected.

Acid preservation may not be appropriate for 2 Chloroethylvinyl ether.

A separate vial preserved to a pH of 4-5 is recommended in SW846 Chapter 4 for the analysis of Acrolein and Acrylonitrile by EPA Method 8260.

N-Nitrosodiphenylamine decomposes and cannot be separated from Diphenylamine using Method 8270. The result reported for each analyte is a combined concentration.

Pace Analytical is TNI accredited. Contact your Pace PM for the current list of accredited analytes.

TNI - The NELAC Institute.

ANALYTE QUALIFIERS

N2	The lab does not hold NELAC/TNI accreditation for this parameter but other accreditations/certifications may apply. A complete list of accreditations/certifications is available upon request.

This report shall not be reproduced, except in full,
without the written consent of Pace Analytical Services, LLC.

Pace Analytical Services, LLC
9800 Kincey Ave. Suite 100
Huntersville, NC 28078
(704)875-9092

QUALITY CONTROL DATA CROSS REFERENCE TABLE

Project: 2020-L1-2448 Incident
Pace Project No.: 92547790

Lab ID	Sample ID	QC Batch Method	QC Batch	Analytical Method	Analytical Batch
92547790001	**13835_AC_RD_20210706**	MADEP VPH	631676		
92547790001	**13835_AC_RD_20210706**	EPA 3010A	632637	EPA 6010D	632655
92547790001	**13835_AC_RD_20210706**	SM 6200B	631678		

This report shall not be reproduced, except in full,
without the written consent of Pace Analytical Services, LLC.

Pace Analytical

CHAIN-OF-CUSTODY Analytical Request Document

Chain-of-Custody is a LEGAL DOCUMENT - Complete all relevent fields

LAB USE ONLY- Affix Workorder/Login Label Ho...
MTJL ...

WO# : 92547790
92547790

ALL SHADE...

Container Preservative Type ...

** Preservative Types: (1) nitric acid, (2) sulfuric ac... ...oric acid, (4) sodium hydroxide, (5) zinc acetate, (6) methanol, (7) sodium bisulfate, (8) sodium thiosulfate, (9) hexane, (A) ascorbic acid, (B) ammonium sulfate, (C) ammonium hydroxide, (D) TSP, (U) Unpreserved, (O) Other _____

Company: Apex Companies	Billing Information:
Address:	
Report To: Andrew Street	Email To: Andrew.Street@apexcos.com
Copy To:	Site Collection Info/Address: 13835 Asbury Chapel Rd
Customer Project Name/Number: 2020-LI-2448 Incident	State: NC / County/City: Huntersville / Time Zone Collected: [ ] PT [ ] MT [ ] CT [ ] ET
Phone: / Email:	Site/Facility ID #: / Compliance Monitoring? [ ] Yes [ ] No
Collected By (print): Naomi Fietz	Purchase Order #: / Quote #: / DW PWS ID #: / DW Location Code:
Collected By (signature): Naomi Fietz	Turnaround Date Required: ASAP / Immediately Packed on Ice: [ ] Yes [ ] No
Sample Disposal: [ ] Dispose as appropriate [ ] Return [ ] Archive: _____ [ ] Hold: _____	Rush: [ ] Same Day [ ] Next Day [ ] 2 Day [ ] 3 Day [ ] 4 Day [ ] 5 Day (Expedite Charges Apply) / Field Filtered (if applicable): [ ] Yes [ ] No / Analysis: _____

* Matrix Codes (Insert in Matrix box below): Drinking Water (DW), Ground Water (GW), Wastewater (WW), Product (P), Soil/Solid (SL), Oil (OL), Wipe (WP), Air (AR), Tissue (TS), Bioassay (B), Vapor (V), Other (OT)

Analyses

Customer Sample ID	Matrix *	Comp / Grab	Collected (or Composite Start) Date	Collected (or Composite Start) Time	Composite End Date	Composite End Time	Res Cl	# of Ctns	UOCs 6200B	MADEP VPH	Lead
13835_AC_RD_20210706	DW	G	7-6-21	1010				8	X	X	X

Lab Profile/Line:

Lab Sample Receipt Checklist:

Custody Seals Present/Intact	Y N NA
Custody Signatures Present	Y N NA
Collector Signature Present	Y N NA
Bottles Intact	Y N NA
Correct Bottles	Y N NA
Sufficient Volume	Y N NA
Samples Received on Ice	Y N NA
VOA - Headspace Acceptable	Y N NA
USDA Regulated Soils	Y N NA
Samples in Holding Time	Y N NA
Residual Chlorine Present	Y N NA
Cl Strips: _____	
Sample pH Acceptable	Y N NA
pH Strips: 223819AV	
Sulfide Present	Y N NA
Lead Acetate Strips: _____	

LAB USE ONLY:
Lab Sample # / Comments:
~~92547783~~ 92547790
001

Customer Remarks / Special Conditions / Possible Hazards:

Type of Ice Used: Wet Blue Dry None

Packing Material Used:

Radchem sample(s) screened (<500 cpm): Y N NA

SHORT HOLDS PRESENT (<72 hours): Y N N/A

Lab Tracking #: 2632735

Samples received via: FEDEX UPS Client Courier Pace Courier

Lab Sample Temperature Info:
Temp Blank Received: Y N NA
Therm ID#: 921064
Cooler 1 Temp Upon Receipt: 2.1 oC
Cooler 1 Therm Corr. Factor: -.1 oC
Cooler 1 Corrected Temp: 2.0 oC
Comments:

Relinquished by/Company: (Signature)	Date/Time:	Received by/Company: (Signature)	Date/Time:
Naomi Fietz / Apex	7-6-21 1230	LED PACE HVL	7/6/21 1230
Relinquished by/Company: (Signature)	Date/Time:	Received by/Company: (Signature)	Date/Time:
		Pace [signature]	7-6-21
Relinquished by/Company: (Signature)	Date/Time:	Received by/Company: (Signature)	Date/Time:

MTJL LAB USE ONLY
Table #:
Acctnum:
Template:
Prelogin:
PM:
PB:

Trip Blank Received: Y N NA
HCL MeOH TSP Other

Non Conformance(s): YES / NO

Page: _____ of: _____

Pace Analytical Services, LLC
9800 Kincey Ave. Suite 100
Huntersville, NC 28078
(704)875-9092

July 22, 2021

Andrew Street
Apex Companies - NC
5900 Northwoods Business Pkwy
Suite 5900-0
Charlotte, NC 28269

RE: Project: 2020-L1-2448 Incident
Pace Project No.: 92547792

Dear Andrew Street:

Enclosed are the analytical results for sample(s) received by the laboratory on July 06, 2021. The results relate only to the samples included in this report. Results reported herein conform to the applicable TNI/NELAC Standards and the laboratory's Quality Manual, where applicable, unless otherwise noted in the body of the report.

The test results provided in this final report were generated by each of the following laboratories within the Pace Network:

- Pace Analytical Services - Asheville
- Pace Analytical Services - Charlotte

A revised laboratory report is being submitted on 7/22/21 due to a sample receiving error.

If you have any questions concerning this report, please feel free to contact me.

Sincerely,

Angela M. Baioni

Angela Baioni
angela.baioni@pacelabs.com
(704)875-9092
Project Manager

Enclosures

cc: J Culbreath, Colonial Pipeline Company
Naomi Fretz, APEX Companies, LLC
Robert Hughes, Colonial Pipeline
Cameron Lee, Montrose-EPS
Jamie Moran, APEX Companies, LLC
Jeff Morrison, Colonial Pipeline Company
Tom Naumann, APEX Companies - NC
Joe Nicolette, Montrose-EPS
Christopher Schultz, Apex Companies
Matt Teixeira, Apex Companies, LLC
Michael Verdon, Colonial Pipeline Company
JM Wyatt, Colonial Pipeline Company

REPORT OF LABORATORY ANALYSIS

This report shall not be reproduced, except in full,
without the written consent of Pace Analytical Services, LLC.

Pace Analytical Services, LLC
9800 Kincey Ave. Suite 100
Huntersville, NC 28078
(704)875-9092

CERTIFICATIONS

Project: 2020-L1-2448 Incident
Pace Project No.: 92547792

Pace Analytical Services Charlotte
9800 Kincey Ave. Ste 100, Huntersville, NC 28078
Louisiana/NELAP Certification # LA170028
North Carolina Drinking Water Certification #: 37706
North Carolina Field Services Certification #: 5342
North Carolina Wastewater Certification #: 12
South Carolina Certification #: 99006001
Florida/NELAP Certification #: E87627
Kentucky UST Certification #: 84
Virginia/VELAP Certification #: 460221

Pace Analytical Services Asheville
2225 Riverside Drive, Asheville, NC 28804
Florida/NELAP Certification #: E87648
North Carolina Drinking Water Certification #: 37712
North Carolina Wastewater Certification #: 40
South Carolina Certification #: 99030001
Virginia/VELAP Certification #: 460222

This report shall not be reproduced, except in full,
without the written consent of Pace Analytical Services, LLC.

Pace Analytical Services, LLC
9800 Kincey Ave. Suite 100
Huntersville, NC 28078
(704)875-9092

SAMPLE SUMMARY

Project: 2020-L1-2448 Incident
Pace Project No.: 92547792

Lab ID	Sample ID	Matrix	Date Collected	Date Received
92547792001	**13926A_HC_RD_20210706**	Water	07/06/21 11:30	07/06/21 12:30

REPORT OF LABORATORY ANALYSIS

This report shall not be reproduced, except in full,
without the written consent of Pace Analytical Services, LLC.

Pace Analytical Services, LLC
9800 Kincey Ave. Suite 100
Huntersville, NC 28078
(704)875-9092

SAMPLE ANALYTE COUNT

Project: 2020-L1-2448 Incident
Pace Project No.: 92547792

Lab ID	Sample ID	Method	Analysts	Analytes Reported	Laboratory
92547792001	**13926A_HC_RD_20210706**	MADEP VPH	MAD	6	PASI-C
		EPA 6010D	CBV	1	PASI-A
		SM 6200B	SAS	63	PASI-C

PASI-A = Pace Analytical Services - Asheville
PASI-C = Pace Analytical Services - Charlotte

This report shall not be reproduced, except in full,
without the written consent of Pace Analytical Services, LLC.

Pace Analytical Services, LLC
9800 Kincey Ave. Suite 100
Huntersville, NC 28078
(704)875-9092

ANALYTICAL RESULTS

Project: 2020-L1-2448 Incident
Pace Project No.: 92547792

Sample: 13926A_HC_RD_20210706 **Lab ID: 92547792001** Collected: 07/06/21 11:30 Received: 07/06/21 12:30 Matrix: Water

Parameters	Results	Units	Report Limit	MDL	DF	Prepared	Analyzed	CAS No.	Qual
VPH NC Water	Analytical Method: MADEP VPH Pace Analytical Services - Charlotte								
Total VPH (C5-C12)	ND	ug/L	50.0	50.0	1		07/06/21 21:33		N2
Aliphatic (C05-C08)	ND	ug/L	50.0	50.0	1		07/06/21 21:33		N2
Aliphatic(C09-C12) Adjusted	ND	ug/L	50.0	50.0	1		07/06/21 21:33		N2
Aromatic (C09-C10)	ND	ug/L	50.0	50.0	1		07/06/21 21:33		N2
Surrogates									
4-Bromofluorobenzene (FID) (S)	102	%	70-130		1		07/06/21 21:33	460-00-4	
4-Bromofluorobenzene (PID) (S)	97	%	70-130		1		07/06/21 21:33	460-00-4	
6010 MET ICP	Analytical Method: EPA 6010D Preparation Method: EPA 3010A Pace Analytical Services - Asheville								
Lead	ND	ug/L	5.0	4.5	1	07/11/21 17:40	07/12/21 13:35	7439-92-1	
6200B MSV	Analytical Method: SM 6200B Pace Analytical Services - Charlotte								
Benzene	ND	ug/L	0.50	0.34	1		07/07/21 05:12	71-43-2	
Bromobenzene	ND	ug/L	0.50	0.29	1		07/07/21 05:12	108-86-1	
Bromochloromethane	ND	ug/L	0.50	0.47	1		07/07/21 05:12	74-97-5	
Bromodichloromethane	ND	ug/L	0.50	0.31	1		07/07/21 05:12	75-27-4	
Bromoform	ND	ug/L	0.50	0.34	1		07/07/21 05:12	75-25-2	
Bromomethane	ND	ug/L	5.0	1.7	1		07/07/21 05:12	74-83-9	
n-Butylbenzene	ND	ug/L	0.50	0.49	1		07/07/21 05:12	104-51-8	
sec-Butylbenzene	ND	ug/L	0.50	0.40	1		07/07/21 05:12	135-98-8	
tert-Butylbenzene	ND	ug/L	0.50	0.32	1		07/07/21 05:12	98-06-6	
Carbon tetrachloride	ND	ug/L	0.50	0.33	1		07/07/21 05:12	56-23-5	
Chlorobenzene	ND	ug/L	0.50	0.28	1		07/07/21 05:12	108-90-7	
Chloroethane	ND	ug/L	1.0	0.65	1		07/07/21 05:12	75-00-3	
Chloroform	ND	ug/L	0.50	0.35	1		07/07/21 05:12	67-66-3	
Chloromethane	ND	ug/L	1.0	0.54	1		07/07/21 05:12	74-87-3	
2-Chlorotoluene	ND	ug/L	0.50	0.32	1		07/07/21 05:12	95-49-8	
4-Chlorotoluene	ND	ug/L	0.50	0.32	1		07/07/21 05:12	106-43-4	
1,2-Dibromo-3-chloropropane	ND	ug/L	1.0	0.34	1		07/07/21 05:12	96-12-8	
Dibromochloromethane	ND	ug/L	0.50	0.36	1		07/07/21 05:12	124-48-1	
1,2-Dibromoethane (EDB)	ND	ug/L	0.50	0.27	1		07/07/21 05:12	106-93-4	
Dibromomethane	ND	ug/L	0.50	0.39	1		07/07/21 05:12	74-95-3	
1,2-Dichlorobenzene	ND	ug/L	0.50	0.34	1		07/07/21 05:12	95-50-1	
1,3-Dichlorobenzene	ND	ug/L	0.50	0.34	1		07/07/21 05:12	541-73-1	
1,4-Dichlorobenzene	ND	ug/L	0.50	0.33	1		07/07/21 05:12	106-46-7	
Dichlorodifluoromethane	ND	ug/L	0.50	0.35	1		07/07/21 05:12	75-71-8	
1,1-Dichloroethane	ND	ug/L	0.50	0.37	1		07/07/21 05:12	75-34-3	
1,2-Dichloroethane	ND	ug/L	0.50	0.32	1		07/07/21 05:12	107-06-2	
1,1-Dichloroethene	ND	ug/L	0.50	0.35	1		07/07/21 05:12	75-35-4	
cis-1,2-Dichloroethene	ND	ug/L	0.50	0.38	1		07/07/21 05:12	156-59-2	
trans-1,2-Dichloroethene	ND	ug/L	0.50	0.40	1		07/07/21 05:12	156-60-5	
1,2-Dichloropropane	ND	ug/L	0.50	0.36	1		07/07/21 05:12	78-87-5	
1,3-Dichloropropane	ND	ug/L	0.50	0.28	1		07/07/21 05:12	142-28-9	

REPORT OF LABORATORY ANALYSIS

This report shall not be reproduced, except in full,
without the written consent of Pace Analytical Services, LLC.

Pace Analytical Services, LLC
9800 Kincey Ave. Suite 100
Huntersville, NC 28078
(704)875-9092

ANALYTICAL RESULTS

Project: 2020-L1-2448 Incident
Pace Project No.: 92547792

Sample: 13926A_HC_RD_20210706 **Lab ID: 92547792001** Collected: 07/06/21 11:30 Received: 07/06/21 12:30 Matrix: Water

Parameters	Results	Units	Report Limit	MDL	DF	Prepared	Analyzed	CAS No.	Qual
6200B MSV	Analytical Method: SM 6200B Pace Analytical Services - Charlotte								
2,2-Dichloropropane	ND	ug/L	0.50	0.39	1		07/07/21 05:12	594-20-7	
1,1-Dichloropropene	ND	ug/L	0.50	0.43	1		07/07/21 05:12	563-58-6	
cis-1,3-Dichloropropene	ND	ug/L	0.50	0.36	1		07/07/21 05:12	10061-01-5	
trans-1,3-Dichloropropene	ND	ug/L	0.50	0.36	1		07/07/21 05:12	10061-02-6	
Diisopropyl ether	ND	ug/L	0.50	0.31	1		07/07/21 05:12	108-20-3	
Ethylbenzene	ND	ug/L	0.50	0.30	1		07/07/21 05:12	100-41-4	
Hexachloro-1,3-butadiene	ND	ug/L	2.0	1.5	1		07/07/21 05:12	87-68-3	
Isopropylbenzene (Cumene)	ND	ug/L	0.50	0.33	1		07/07/21 05:12	98-82-8	
Methylene Chloride	ND	ug/L	2.0	2.0	1		07/07/21 05:12	75-09-2	
Methyl-tert-butyl ether	ND	ug/L	0.50	0.42	1		07/07/21 05:12	1634-04-4	
Naphthalene	ND	ug/L	2.0	0.64	1		07/07/21 05:12	91-20-3	
n-Propylbenzene	ND	ug/L	0.50	0.34	1		07/07/21 05:12	103-65-1	
Styrene	ND	ug/L	0.50	0.29	1		07/07/21 05:12	100-42-5	
1,1,1,2-Tetrachloroethane	ND	ug/L	0.50	0.31	1		07/07/21 05:12	630-20-6	
1,1,2,2-Tetrachloroethane	ND	ug/L	0.50	0.22	1		07/07/21 05:12	79-34-5	
Tetrachloroethene	ND	ug/L	0.50	0.29	1		07/07/21 05:12	127-18-4	
Toluene	ND	ug/L	0.50	0.48	1		07/07/21 05:12	108-88-3	
1,2,3-Trichlorobenzene	ND	ug/L	2.0	0.81	1		07/07/21 05:12	87-61-6	
1,2,4-Trichlorobenzene	ND	ug/L	2.0	0.64	1		07/07/21 05:12	120-82-1	
1,1,1-Trichloroethane	ND	ug/L	0.50	0.33	1		07/07/21 05:12	71-55-6	
1,1,2-Trichloroethane	ND	ug/L	0.50	0.32	1		07/07/21 05:12	79-00-5	
Trichloroethene	ND	ug/L	0.50	0.38	1		07/07/21 05:12	79-01-6	
Trichlorofluoromethane	ND	ug/L	1.0	0.30	1		07/07/21 05:12	75-69-4	
1,2,3-Trichloropropane	ND	ug/L	0.50	0.26	1		07/07/21 05:12	96-18-4	
1,2,4-Trimethylbenzene	ND	ug/L	0.50	0.50	1		07/07/21 05:12	95-63-6	
1,3,5-Trimethylbenzene	ND	ug/L	0.50	0.33	1		07/07/21 05:12	108-67-8	
Vinyl chloride	ND	ug/L	1.0	0.39	1		07/07/21 05:12	75-01-4	
m&p-Xylene	ND	ug/L	1.0	0.71	1		07/07/21 05:12	179601-23-1	
o-Xylene	ND	ug/L	0.50	0.34	1		07/07/21 05:12	95-47-6	
Surrogates									
1,2-Dichloroethane-d4 (S)	101	%	70-130		1		07/07/21 05:12	17060-07-0	
4-Bromofluorobenzene (S)	95	%	70-130		1		07/07/21 05:12	460-00-4	
Toluene-d8 (S)	100	%	70-130		1		07/07/21 05:12	2037-26-5	

REPORT OF LABORATORY ANALYSIS

This report shall not be reproduced, except in full,
without the written consent of Pace Analytical Services, LLC.

Pace Analytical Services, LLC
9800 Kincey Ave. Suite 100
Huntersville, NC 28078
(704)875-9092

QUALITY CONTROL DATA

Project: 2020-L1-2448 Incident
Pace Project No.: 92547792

QC Batch: 631676
QC Batch Method: MADEP VPH
Analysis Method: MADEP VPH
Analysis Description: VPH NC Water
Laboratory: Pace Analytical Services - Charlotte
Associated Lab Samples: 92547792001

METHOD BLANK: 3318494 Matrix: Water
Associated Lab Samples: 92547792001

Parameter	Units	Blank Result	Reporting Limit	MDL	Analyzed	Qualifiers
Aliphatic (C05-C08)	ug/L	ND	50.0	50.0	07/06/21 15:20	N2
Aromatic (C09-C10)	ug/L	ND	50.0	50.0	07/06/21 15:20	N2
4-Bromofluorobenzene (FID) (S)	%	104	70-130		07/06/21 15:20	
4-Bromofluorobenzene (PID) (S)	%	100	70-130		07/06/21 15:20	

LABORATORY CONTROL SAMPLE & LCSD: 3318495 3318496

Parameter	Units	Spike Conc.	LCS Result	LCSD Result	LCS % Rec	LCSD % Rec	% Rec Limits	RPD	Max RPD	Qualifiers
Aliphatic (C05-C08)	ug/L	300	331	331	110	110	70-130	0	25	N2
Aromatic (C09-C10)	ug/L	100	113	113	113	113	70-130	0	25	N2
4-Bromofluorobenzene (FID) (S)	%				108	105	70-130			
4-Bromofluorobenzene (PID) (S)	%				101	98	70-130			

Results presented on this page are in the units indicated by the "Units" column except where an alternate unit is presented to the right of the result.

REPORT OF LABORATORY ANALYSIS

This report shall not be reproduced, except in full,
without the written consent of Pace Analytical Services, LLC.

Pace Analytical Services, LLC
9800 Kincey Ave. Suite 100
Huntersville, NC 28078
(704)875-9092

QUALITY CONTROL DATA

Project: 2020-L1-2448 Incident
Pace Project No.: 92547792

QC Batch: 632637
QC Batch Method: EPA 3010A
Analysis Method: EPA 6010D
Analysis Description: 6010 MET
Laboratory: Pace Analytical Services - Asheville
Associated Lab Samples: 92547792001

METHOD BLANK: 3323298 Matrix: Water
Associated Lab Samples: 92547792001

Parameter	Units	Blank Result	Reporting Limit	MDL	Analyzed	Qualifiers
Lead	ug/L	ND	5.0	4.5	07/12/21 10:57	

LABORATORY CONTROL SAMPLE: 3323299

Parameter	Units	Spike Conc.	LCS Result	LCS % Rec	% Rec Limits	Qualifiers
Lead	ug/L	500	487	97	80-120	

MATRIX SPIKE & MATRIX SPIKE DUPLICATE: 3323300 3323301

Parameter	Units	92547248002 Result	MS Spike Conc.	MSD Spike Conc.	MS Result	MSD Result	MS % Rec	MSD % Rec	% Rec Limits	RPD	Max RPD	Qual
Lead	ug/L	ND	500	500	476	479	95	95	75-125	1	20	

Results presented on this page are in the units indicated by the "Units" column except where an alternate unit is presented to the right of the result.

REPORT OF LABORATORY ANALYSIS

This report shall not be reproduced, except in full,
without the written consent of Pace Analytical Services, LLC.

Pace Analytical Services, LLC
9800 Kincey Ave. Suite 100
Huntersville, NC 28078
(704)875-9092

QUALITY CONTROL DATA

Project: 2020-L1-2448 Incident
Pace Project No.: 92547792

QC Batch: 631678
QC Batch Method: SM 6200B
Analysis Method: SM 6200B
Analysis Description: 6200B MSV
Laboratory: Pace Analytical Services - Charlotte

Associated Lab Samples: 92547792001

METHOD BLANK: 3318516 Matrix: Water
Associated Lab Samples: 92547792001

Parameter	Units	Blank Result	Reporting Limit	MDL	Analyzed	Qualifiers
1,1,1,2-Tetrachloroethane	ug/L	ND	0.50	0.31	07/06/21 21:42	
1,1,1-Trichloroethane	ug/L	ND	0.50	0.33	07/06/21 21:42	
1,1,2,2-Tetrachloroethane	ug/L	ND	0.50	0.22	07/06/21 21:42	
1,1,2-Trichloroethane	ug/L	ND	0.50	0.32	07/06/21 21:42	
1,1-Dichloroethane	ug/L	ND	0.50	0.37	07/06/21 21:42	
1,1-Dichloroethene	ug/L	ND	0.50	0.35	07/06/21 21:42	
1,1-Dichloropropene	ug/L	ND	0.50	0.43	07/06/21 21:42	
1,2,3-Trichlorobenzene	ug/L	ND	2.0	0.81	07/06/21 21:42	
1,2,3-Trichloropropane	ug/L	ND	0.50	0.26	07/06/21 21:42	
1,2,4-Trichlorobenzene	ug/L	ND	2.0	0.64	07/06/21 21:42	
1,2,4-Trimethylbenzene	ug/L	ND	0.50	0.50	07/06/21 21:42	
1,2-Dibromo-3-chloropropane	ug/L	ND	1.0	0.34	07/06/21 21:42	
1,2-Dibromoethane (EDB)	ug/L	ND	0.50	0.27	07/06/21 21:42	
1,2-Dichlorobenzene	ug/L	ND	0.50	0.34	07/06/21 21:42	
1,2-Dichloroethane	ug/L	ND	0.50	0.32	07/06/21 21:42	
1,2-Dichloropropane	ug/L	ND	0.50	0.36	07/06/21 21:42	
1,3,5-Trimethylbenzene	ug/L	ND	0.50	0.33	07/06/21 21:42	
1,3-Dichlorobenzene	ug/L	ND	0.50	0.34	07/06/21 21:42	
1,3-Dichloropropane	ug/L	ND	0.50	0.28	07/06/21 21:42	
1,4-Dichlorobenzene	ug/L	ND	0.50	0.33	07/06/21 21:42	
2,2-Dichloropropane	ug/L	ND	0.50	0.39	07/06/21 21:42	
2-Chlorotoluene	ug/L	ND	0.50	0.32	07/06/21 21:42	
4-Chlorotoluene	ug/L	ND	0.50	0.32	07/06/21 21:42	
Benzene	ug/L	ND	0.50	0.34	07/06/21 21:42	
Bromobenzene	ug/L	ND	0.50	0.29	07/06/21 21:42	
Bromochloromethane	ug/L	ND	0.50	0.47	07/06/21 21:42	
Bromodichloromethane	ug/L	ND	0.50	0.31	07/06/21 21:42	
Bromoform	ug/L	ND	0.50	0.34	07/06/21 21:42	
Bromomethane	ug/L	ND	5.0	1.7	07/06/21 21:42	
Carbon tetrachloride	ug/L	ND	0.50	0.33	07/06/21 21:42	
Chlorobenzene	ug/L	ND	0.50	0.28	07/06/21 21:42	
Chloroethane	ug/L	ND	1.0	0.65	07/06/21 21:42	
Chloroform	ug/L	ND	0.50	0.35	07/06/21 21:42	
Chloromethane	ug/L	ND	1.0	0.54	07/06/21 21:42	
cis-1,2-Dichloroethene	ug/L	ND	0.50	0.38	07/06/21 21:42	
cis-1,3-Dichloropropene	ug/L	ND	0.50	0.36	07/06/21 21:42	
Dibromochloromethane	ug/L	ND	0.50	0.36	07/06/21 21:42	
Dibromomethane	ug/L	ND	0.50	0.39	07/06/21 21:42	
Dichlorodifluoromethane	ug/L	ND	0.50	0.35	07/06/21 21:42	
Diisopropyl ether	ug/L	ND	0.50	0.31	07/06/21 21:42	

Results presented on this page are in the units indicated by the "Units" column except where an alternate unit is presented to the right of the result.

REPORT OF LABORATORY ANALYSIS

This report shall not be reproduced, except in full,
without the written consent of Pace Analytical Services, LLC.

Pace Analytical Services, LLC
9800 Kincey Ave. Suite 100
Huntersville, NC 28078
(704)875-9092

QUALITY CONTROL DATA

Project: 2020-L1-2448 Incident
Pace Project No.: 92547792

METHOD BLANK: 3318516 Matrix: Water
Associated Lab Samples: 92547792001

Parameter	Units	Blank Result	Reporting Limit	MDL	Analyzed	Qualifiers
Ethylbenzene	ug/L	ND	0.50	0.30	07/06/21 21:42	
Hexachloro-1,3-butadiene	ug/L	ND	2.0	1.5	07/06/21 21:42	
Isopropylbenzene (Cumene)	ug/L	ND	0.50	0.33	07/06/21 21:42	
m&p-Xylene	ug/L	ND	1.0	0.71	07/06/21 21:42	
Methyl-tert-butyl ether	ug/L	ND	0.50	0.42	07/06/21 21:42	
Methylene Chloride	ug/L	ND	2.0	2.0	07/06/21 21:42	
n-Butylbenzene	ug/L	ND	0.50	0.49	07/06/21 21:42	
n-Propylbenzene	ug/L	ND	0.50	0.34	07/06/21 21:42	
Naphthalene	ug/L	ND	2.0	0.64	07/06/21 21:42	
o-Xylene	ug/L	ND	0.50	0.34	07/06/21 21:42	
sec-Butylbenzene	ug/L	ND	0.50	0.40	07/06/21 21:42	
Styrene	ug/L	ND	0.50	0.29	07/06/21 21:42	
tert-Butylbenzene	ug/L	ND	0.50	0.32	07/06/21 21:42	
Tetrachloroethene	ug/L	ND	0.50	0.29	07/06/21 21:42	
Toluene	ug/L	ND	0.50	0.48	07/06/21 21:42	
trans-1,2-Dichloroethene	ug/L	ND	0.50	0.40	07/06/21 21:42	
trans-1,3-Dichloropropene	ug/L	ND	0.50	0.36	07/06/21 21:42	
Trichloroethene	ug/L	ND	0.50	0.38	07/06/21 21:42	
Trichlorofluoromethane	ug/L	ND	1.0	0.30	07/06/21 21:42	
Vinyl chloride	ug/L	ND	1.0	0.39	07/06/21 21:42	
1,2-Dichloroethane-d4 (S)	%	103	70-130		07/06/21 21:42	
4-Bromofluorobenzene (S)	%	96	70-130		07/06/21 21:42	
Toluene-d8 (S)	%	101	70-130		07/06/21 21:42	

LABORATORY CONTROL SAMPLE: 3318517

Parameter	Units	Spike Conc.	LCS Result	LCS % Rec	% Rec Limits	Qualifiers
1,1,1,2-Tetrachloroethane	ug/L	50	48.9	98	60-140	
1,1,1-Trichloroethane	ug/L	50	47.4	95	60-140	
1,1,2,2-Tetrachloroethane	ug/L	50	51.4	103	60-140	
1,1,2-Trichloroethane	ug/L	50	50.1	100	60-140	
1,1-Dichloroethane	ug/L	50	47.2	94	60-140	
1,1-Dichloroethene	ug/L	50	47.0	94	60-140	
1,1-Dichloropropene	ug/L	50	47.3	95	60-140	
1,2,3-Trichlorobenzene	ug/L	50	52.2	104	60-140	
1,2,3-Trichloropropane	ug/L	50	49.0	98	60-140	
1,2,4-Trichlorobenzene	ug/L	50	51.2	102	60-140	
1,2,4-Trimethylbenzene	ug/L	50	45.6	91	60-140	
1,2-Dibromo-3-chloropropane	ug/L	50	61.9	124	60-140	
1,2-Dibromoethane (EDB)	ug/L	50	50.4	101	60-140	
1,2-Dichlorobenzene	ug/L	50	48.1	96	60-140	
1,2-Dichloroethane	ug/L	50	44.3	89	60-140	
1,2-Dichloropropane	ug/L	50	48.1	96	60-140	
1,3,5-Trimethylbenzene	ug/L	50	46.3	93	60-140	

Results presented on this page are in the units indicated by the "Units" column except where an alternate unit is presented to the right of the result.

REPORT OF LABORATORY ANALYSIS

This report shall not be reproduced, except in full,
without the written consent of Pace Analytical Services, LLC.

Pace Analytical Services, LLC
9800 Kincey Ave. Suite 100
Huntersville, NC 28078
(704)875-9092

QUALITY CONTROL DATA

Project: 2020-L1-2448 Incident
Pace Project No.: 92547792

LABORATORY CONTROL SAMPLE: 3318517

Parameter	Units	Spike Conc.	LCS Result	LCS % Rec	% Rec Limits	Qualifiers
1,3-Dichlorobenzene	ug/L	50	47.4	95	60-140	
1,3-Dichloropropane	ug/L	50	48.1	96	60-140	
1,4-Dichlorobenzene	ug/L	50	49.1	98	60-140	
2,2-Dichloropropane	ug/L	50	48.5	97	60-140	
2-Chlorotoluene	ug/L	50	47.5	95	60-140	
4-Chlorotoluene	ug/L	50	46.5	93	60-140	
Benzene	ug/L	50	45.7	91	60-140	
Bromobenzene	ug/L	50	49.0	98	60-140	
Bromochloromethane	ug/L	50	49.5	99	60-140	
Bromodichloromethane	ug/L	50	48.9	98	60-140	
Bromoform	ug/L	50	53.2	106	60-140	
Bromomethane	ug/L	50	43.5	87	60-140	
Carbon tetrachloride	ug/L	50	47.0	94	60-140	
Chlorobenzene	ug/L	50	46.6	93	60-140	
Chloroethane	ug/L	50	43.3	87	60-140	
Chloroform	ug/L	50	45.8	92	60-140	
Chloromethane	ug/L	50	46.4	93	60-140	
cis-1,2-Dichloroethene	ug/L	50	46.4	93	60-140	
cis-1,3-Dichloropropene	ug/L	50	48.9	98	60-140	
Dibromochloromethane	ug/L	50	50.9	102	60-140	
Dibromomethane	ug/L	50	48.6	97	60-140	
Dichlorodifluoromethane	ug/L	50	46.8	94	60-140	
Diisopropyl ether	ug/L	50	45.5	91	60-140	
Ethylbenzene	ug/L	50	46.1	92	60-140	
Hexachloro-1,3-butadiene	ug/L	50	46.5	93	60-140	
Isopropylbenzene (Cumene)	ug/L	50	47.1	94	60-140	
m&p-Xylene	ug/L	100	91.4	91	60-140	
Methyl-tert-butyl ether	ug/L	50	49.5	99	60-140	
Methylene Chloride	ug/L	50	50.2	100	60-140	
n-Butylbenzene	ug/L	50	45.8	92	60-140	
n-Propylbenzene	ug/L	50	45.8	92	60-140	
Naphthalene	ug/L	50	54.1	108	60-140	
o-Xylene	ug/L	50	46.1	92	60-140	
sec-Butylbenzene	ug/L	50	44.5	89	60-140	
Styrene	ug/L	50	48.5	97	60-140	
tert-Butylbenzene	ug/L	50	39.2	78	60-140	
Tetrachloroethene	ug/L	50	46.0	92	60-140	
Toluene	ug/L	50	43.3	87	60-140	
trans-1,2-Dichloroethene	ug/L	50	47.4	95	60-140	
trans-1,3-Dichloropropene	ug/L	50	50.4	101	60-140	
Trichloroethene	ug/L	50	45.8	92	60-140	
Trichlorofluoromethane	ug/L	50	41.1	82	60-140	
Vinyl chloride	ug/L	50	48.1	96	60-140	
1,2-Dichloroethane-d4 (S)	%			98	70-130	
4-Bromofluorobenzene (S)	%			99	70-130	
Toluene-d8 (S)	%			100	70-130	

Results presented on this page are in the units indicated by the "Units" column except where an alternate unit is presented to the right of the result.

REPORT OF LABORATORY ANALYSIS

This report shall not be reproduced, except in full,
without the written consent of Pace Analytical Services, LLC.

Pace Analytical Services, LLC
9800 Kincey Ave. Suite 100
Huntersville, NC 28078
(704)875-9092

QUALITY CONTROL DATA

Project: 2020-L1-2448 Incident
Pace Project No.: 92547792

MATRIX SPIKE & MATRIX SPIKE DUPLICATE: 3318518 3318519

Parameter	Units	92547763001 Result	MS Spike Conc.	MSD Spike Conc.	MS Result	MSD Result	MS % Rec	MSD % Rec	% Rec Limits	RPD	Max RPD	Qual
1,1,1,2-Tetrachloroethane	ug/L	ND	20	20	19.9	19.9	99	100	60-140	0	30	
1,1,1-Trichloroethane	ug/L	ND	20	20	21.3	21.0	106	105	60-140	1	30	
1,1,2,2-Tetrachloroethane	ug/L	ND	20	20	19.7	20.0	98	100	60-140	2	30	
1,1,2-Trichloroethane	ug/L	ND	20	20	20.2	20.1	101	100	60-140	0	30	
1,1-Dichloroethane	ug/L	ND	20	20	20.6	20.6	103	103	60-140	0	30	
1,1-Dichloroethene	ug/L	ND	20	20	20.9	20.8	105	104	60-140	0	30	
1,1-Dichloropropene	ug/L	ND	20	20	20.9	20.7	104	103	60-140	1	30	
1,2,3-Trichlorobenzene	ug/L	ND	20	20	20.5	20.7	102	103	60-140	1	30	
1,2,3-Trichloropropane	ug/L	ND	20	20	19.2	19.2	96	96	60-140	0	30	
1,2,4-Trichlorobenzene	ug/L	ND	20	20	19.9	20.1	99	101	60-140	1	30	
1,2,4-Trimethylbenzene	ug/L	ND	20	20	18.2	18.1	91	90	60-140	1	30	
1,2-Dibromo-3-chloropropane	ug/L	ND	20	20	20.6	20.9	103	105	60-140	2	30	
1,2-Dibromoethane (EDB)	ug/L	ND	20	20	19.9	20.5	100	103	60-140	3	30	
1,2-Dichlorobenzene	ug/L	ND	20	20	18.3	18.2	92	91	60-140	1	30	
1,2-Dichloroethane	ug/L	ND	20	20	18.2	18.5	91	92	60-140	1	30	
1,2-Dichloropropane	ug/L	ND	20	20	20.0	20.6	100	103	60-140	3	30	
1,3,5-Trimethylbenzene	ug/L	ND	20	20	19.1	18.9	95	94	60-140	1	30	
1,3-Dichlorobenzene	ug/L	ND	20	20	18.6	18.2	93	91	60-140	2	30	
1,3-Dichloropropane	ug/L	ND	20	20	19.3	19.5	96	98	60-140	1	30	
1,4-Dichlorobenzene	ug/L	ND	20	20	19.0	18.5	95	93	60-140	2	30	
2,2-Dichloropropane	ug/L	ND	20	20	22.0	21.8	110	109	60-140	1	30	
2-Chlorotoluene	ug/L	ND	20	20	18.9	18.8	94	94	60-140	1	30	
4-Chlorotoluene	ug/L	ND	20	20	18.0	17.6	90	88	60-140	2	30	
Benzene	ug/L	ND	20	20	19.8	19.9	99	99	60-140	0	30	
Bromobenzene	ug/L	ND	20	20	19.4	19.2	97	96	60-140	1	30	
Bromochloromethane	ug/L	ND	20	20	20.5	20.3	102	102	60-140	1	30	
Bromodichloromethane	ug/L	ND	20	20	20.3	20.4	102	102	60-140	0	30	
Bromoform	ug/L	ND	20	20	20.0	20.4	100	102	60-140	2	30	
Bromomethane	ug/L	ND	20	20	21.3	21.4	107	107	60-140	0	30	
Carbon tetrachloride	ug/L	ND	20	20	20.5	21.3	103	106	60-140	4	30	
Chlorobenzene	ug/L	ND	20	20	19.4	19.5	97	97	60-140	1	30	
Chloroethane	ug/L	ND	20	20	21.7	21.5	108	107	60-140	1	30	
Chloroform	ug/L	ND	20	20	20.8	20.8	103	103	60-140	0	30	
Chloromethane	ug/L	ND	20	20	19.6	19.5	98	97	60-140	1	30	
cis-1,2-Dichloroethene	ug/L	ND	20	20	20.1	20.3	101	101	60-140	1	30	
cis-1,3-Dichloropropene	ug/L	ND	20	20	20.3	20.1	102	101	60-140	1	30	
Dibromochloromethane	ug/L	ND	20	20	20.4	20.6	102	103	60-140	1	30	
Dibromomethane	ug/L	ND	20	20	20.2	20.3	101	101	60-140	0	30	
Dichlorodifluoromethane	ug/L	ND	20	20	18.2	17.7	91	89	60-140	3	30	
Diisopropyl ether	ug/L	ND	20	20	19.1	19.0	96	95	60-140	1	30	
Ethylbenzene	ug/L	ND	20	20	19.5	19.5	97	98	60-140	0	30	
Hexachloro-1,3-butadiene	ug/L	ND	20	20	21.3	20.7	107	103	60-140	3	30	
Isopropylbenzene (Cumene)	ug/L	ND	20	20	20.0	20.1	100	100	60-140	0	30	
m&p-Xylene	ug/L	ND	40	40	38.5	38.4	96	96	60-140	0	30	

Results presented on this page are in the units indicated by the "Units" column except where an alternate unit is presented to the right of the result.

REPORT OF LABORATORY ANALYSIS

This report shall not be reproduced, except in full,
without the written consent of Pace Analytical Services, LLC.

Pace Analytical Services, LLC
9800 Kincey Ave. Suite 100
Huntersville, NC 28078
(704)875-9092

QUALITY CONTROL DATA

Project: 2020-L1-2448 Incident
Pace Project No.: 92547792

MATRIX SPIKE & MATRIX SPIKE DUPLICATE: 3318518 3318519

Parameter	Units	92547763001 Result	MS Spike Conc.	MSD Spike Conc.	MS Result	MSD Result	MS % Rec	MSD % Rec	% Rec Limits	RPD	Max RPD	Qual
Methyl-tert-butyl ether	ug/L	ND	20	20	19.7	19.8	99	99	60-140	0	30	
Methylene Chloride	ug/L	ND	20	20	20.4	20.2	102	101	60-140	1	30	
n-Butylbenzene	ug/L	ND	20	20	19.5	19.2	98	96	60-140	1	30	
n-Propylbenzene	ug/L	ND	20	20	19.0	18.8	95	94	60-140	1	30	
Naphthalene	ug/L	ND	20	20	18.7	18.7	93	94	60-140	0	30	
o-Xylene	ug/L	ND	20	20	19.0	19.3	95	97	60-140	2	30	
sec-Butylbenzene	ug/L	ND	20	20	19.0	18.6	95	93	60-140	2	30	
Styrene	ug/L	ND	20	20	19.1	19.4	96	97	60-140	1	30	
tert-Butylbenzene	ug/L	ND	20	20	16.5	16.4	83	82	60-140	1	30	
Tetrachloroethene	ug/L	ND	20	20	19.4	19.8	97	99	60-140	2	30	
Toluene	ug/L	ND	20	20	19.1	19.0	96	95	60-140	0	30	
trans-1,2-Dichloroethene	ug/L	ND	20	20	20.9	21.2	105	106	60-140	1	30	
trans-1,3-Dichloropropene	ug/L	ND	20	20	20.0	20.1	100	101	60-140	1	30	
Trichloroethene	ug/L	ND	20	20	20.3	20.2	101	101	60-140	1	30	
Trichlorofluoromethane	ug/L	ND	20	20	20.4	20.2	102	101	60-140	1	30	
Vinyl chloride	ug/L	ND	20	20	20.6	20.7	103	103	60-140	0	30	
1,2-Dichloroethane-d4 (S)	%						105	100	70-130			
4-Bromofluorobenzene (S)	%						99	101	70-130			
Toluene-d8 (S)	%						100	100	70-130			

Results presented on this page are in the units indicated by the "Units" column except where an alternate unit is presented to the right of the result.

REPORT OF LABORATORY ANALYSIS

This report shall not be reproduced, except in full,
without the written consent of Pace Analytical Services, LLC.

Pace Analytical Services, LLC
9800 Kincey Ave. Suite 100
Huntersville, NC 28078
(704)875-9092

QUALIFIERS

Project: 2020-L1-2448 Incident
Pace Project No.: 92547792

DEFINITIONS

DF - Dilution Factor, if reported, represents the factor applied to the reported data due to dilution of the sample aliquot.

ND - Not Detected at or above adjusted reporting limit.

TNTC - Too Numerous To Count

J - Estimated concentration above the adjusted method detection limit and below the adjusted reporting limit.

MDL - Adjusted Method Detection Limit.

PQL - Practical Quantitation Limit.

RL - Reporting Limit - The lowest concentration value that meets project requirements for quantitative data with known precision and bias for a specific analyte in a specific matrix.

S - Surrogate

1,2-Diphenylhydrazine decomposes to and cannot be separated from Azobenzene using Method 8270. The result for each analyte is a combined concentration.

Consistent with EPA guidelines, unrounded data are displayed and have been used to calculate % recovery and RPD values.

LCS(D) - Laboratory Control Sample (Duplicate)

MS(D) - Matrix Spike (Duplicate)

DUP - Sample Duplicate

RPD - Relative Percent Difference

NC - Not Calculable.

SG - Silica Gel - Clean-Up

U - Indicates the compound was analyzed for, but not detected.

Acid preservation may not be appropriate for 2 Chloroethylvinyl ether.

A separate vial preserved to a pH of 4-5 is recommended in SW846 Chapter 4 for the analysis of Acrolein and Acrylonitrile by EPA Method 8260.

N-Nitrosodiphenylamine decomposes and cannot be separated from Diphenylamine using Method 8270. The result reported for each analyte is a combined concentration.

Pace Analytical is TNI accredited. Contact your Pace PM for the current list of accredited analytes.

TNI - The NELAC Institute.

ANALYTE QUALIFIERS

N2	The lab does not hold NELAC/TNI accreditation for this parameter but other accreditations/certifications may apply. A complete list of accreditations/certifications is available upon request.

This report shall not be reproduced, except in full,
without the written consent of Pace Analytical Services, LLC.

Pace Analytical Services, LLC
9800 Kincey Ave. Suite 100
Huntersville, NC 28078
(704)875-9092

QUALITY CONTROL DATA CROSS REFERENCE TABLE

Project: 2020-L1-2448 Incident
Pace Project No.: 92547792

Lab ID	Sample ID	QC Batch Method	QC Batch	Analytical Method	Analytical Batch
92547792001	**13926A_HC_RD_20210706**	MADEP VPH	631676		
92547792001	**13926A_HC_RD_20210706**	EPA 3010A	632637	EPA 6010D	632655
92547792001	**13926A_HC_RD_20210706**	SM 6200B	631678		

This report shall not be reproduced, except in full,
without the written consent of Pace Analytical Services, LLC.

CHAIN-OF-CUSTODY Analytical Request Document

Pace Analytical

Chain-of-Custody is a LEGAL DOCUMENT - Complete all relevent fields

LAB USE ONLY- Affix Workorder/L
MTJ

WO# : 92547792

92547792

ALL SHADED AR

Company: Apex Companies	Billing Information:
Address:	
Report To: Andrew Street	Email To: Andrew.Street@apexcos.com
Copy To:	Site Collection Info/Address: 13926A Huntersville Concord Rd
Customer Project Name/Number: 2020-LI-2448 Incident	State: NC County/City: Huntersville Time Zone Collected: [ ] PT [ ] MT [ ] CT [ ] ET
Phone: Email:	Site/Facility ID #:
Collected By (print): Naomi Fretz	Purchase Order #: Quote #:
Collected By (signature): Naomi Fretz	Turnaround Date Required: ASAP
Sample Disposal: [ ] Dispose as appropriate [ ] Return [ ] Archive: _____ [ ] Hold: _____	Rush: [ ] Same Day [ ] Next Day [ ] 2 Day [ ] 3 Day [ ] 4 Day [ ] 5 Day (Expedite Charges Apply)

Compliance Monitoring? [ ] Yes [ ] No

DW PWS ID #: DW Location Code:

Immediately Packed on Ice: [ ] Yes [ ] No

Field Filtered (if applicable): [ ] Yes [ ] No

Analysis: _____

Container Preservative Type **

Lab Project Manager:

** Preservative Types: (1) nitric acid, (2) sulfuric acid, (3) hydrochloric acid, (4) sodium hydroxide, (5) zinc acetate, (6) methanol, (7) sodium bisulfate, (8) sodium thiosulfate, (9) hexane, (A) ascorbic acid, (B) ammonium sulfate, (C) ammonium hydroxide, (D) TSP, (U) Unpreserved, (O) Other _____

* Matrix Codes (Insert in Matrix box below): Drinking Water (DW), Ground Water (GW), Wastewater (WW), Product (P), Soil/Solid (SL), Oil (OL), Wipe (WP), Air (AR), Tissue (TS), Bioassay (B), Vapor (V), Other (OT)

Customer Sample ID	Matrix *	Comp / Grab	Collected (or Composite Start) Date	Collected (or Composite Start) Time	Composite End Date	Composite End Time	Res Cl	# of Ctns	VOCs 6200B	MADEP VPH	Lead	Analyses
13926A_HC_RD_20210706	DW	G	7-6-21	1130				8	X	X	X	

Lab Profile/Line:

Lab Sample Receipt Checklist:

Custody Seals Present/Intact	Y (N) NA
Custody Signatures Present	(Y) N NA
Collector Signature Present	(Y) N NA
Bottles Intact	(Y) N NA
Correct Bottles	(Y) N NA
Sufficient Volume	(Y) N NA
Samples Received on Ice	(Y) N NA
VOA - Headspace Acceptable	(Y) N NA
USDA Regulated Soils	Y (N) NA
Samples in Holding Time	(Y) N NA
Residual Chlorine Present	Y N (NA)
Cl Strips: _____	
Sample pH Acceptable	(Y) N NA
pH Strips: 223819AV	
Sulfide Present	Y N (NA)
Lead Acetate Strips: _____	

LAB USE ONLY:
Lab Sample # / Comments:

92547792 001

Customer Remarks / Special Conditions / Possible Hazards:

Type of Ice Used: (Wet) Blue Dry None

Packing Material Used:

Radchem sample(s) screened (<500 cpm): Y N (NA)

SHORT HOLDS PRESENT (<72 hours): Y (N) N/A

Lab Tracking #: 2632733

Samples received via: FEDEX UPS (Client) Courier Pace Courier

Lab Sample Temperature Info:

Temp Blank Received: Y (N) NA

Therm ID#: 92T064

Cooler 1 Temp Upon Receipt: 2.1 oC

Cooler 1 Therm Corr. Factor: -.1 oC

Cooler 1 Corrected Temp: 2.0 oC

Comments:

Relinquished by/Company: (Signature)	Date/Time:	Received by/Company: (Signature)	Date/Time:
Naomi Fretz / Apex	7-6-21 1230	HDPACE HW	7/6/21 1630
Relinquished by/Company: (Signature)	Date/Time:	Received by/Company: (Signature)	Date/Time:
Relinquished by/Company: (Signature)	Date/Time:	Received by/Company: (Signature)	Date/Time:

MTJL LAB USE ONLY

Table #:
Acctnum:
Template:
Prelogin:
PM:
PB:

Trip Blank Received: Y (N) NA
HCL MeOH TSP Other

Non Conformance(s): YES / (NO)

Page: _____ of: _____

Pace Analytical Services, LLC
9800 Kincey Ave. Suite 100
Huntersville, NC 28078
(704)875-9092

July 12, 2021

Andrew Street
Apex Companies - NC
5900 Northwoods Business Pkwy
Suite 5900-0
Charlotte, NC 28269

RE: Project: 2020-L1-2448 Incident
Pace Project No.: 92547797

Dear Andrew Street:

Enclosed are the analytical results for sample(s) received by the laboratory on July 06, 2021. The results relate only to the samples included in this report. Results reported herein conform to the applicable TNI/NELAC Standards and the laboratory's Quality Manual, where applicable, unless otherwise noted in the body of the report.

The test results provided in this final report were generated by each of the following laboratories within the Pace Network:

- Pace Analytical Services - Asheville
- Pace Analytical Services - Charlotte

If you have any questions concerning this report, please feel free to contact me.

Sincerely,

Angela M. Baioni

Angela Baioni
angela.baioni@pacelabs.com
(704)875-9092
Project Manager

Enclosures

cc: J Culbreath, Colonial Pipeline Company
Naomi Fretz, APEX Companies, LLC
Robert Hughes, Colonial Pipeline
Cameron Lee, Montrose-EPS
Jamie Moran, APEX Companies, LLC
Jeff Morrison, Colonial Pipeline Company
Tom Naumann, APEX Companies - NC
Joe Nicolette, Montrose-EPS
Christopher Schultz, Apex Companies
Matt Teixeira, Apex Companies, LLC
Michael Verdon, Colonial Pipeline Company
JM Wyatt, Colonial Pipeline Company

REPORT OF LABORATORY ANALYSIS

This report shall not be reproduced, except in full,
without the written consent of Pace Analytical Services, LLC.

Pace Analytical Services, LLC
9800 Kincey Ave. Suite 100
Huntersville, NC 28078
(704)875-9092

CERTIFICATIONS

Project: 2020-L1-2448 Incident
Pace Project No.: 92547797

Pace Analytical Services Charlotte
9800 Kincey Ave. Ste 100, Huntersville, NC 28078
Louisiana/NELAP Certification # LA170028
North Carolina Drinking Water Certification #: 37706
North Carolina Field Services Certification #: 5342
North Carolina Wastewater Certification #: 12
South Carolina Certification #: 99006001
Florida/NELAP Certification #: E87627
Kentucky UST Certification #: 84
Virginia/VELAP Certification #: 460221

Pace Analytical Services Asheville
2225 Riverside Drive, Asheville, NC 28804
Florida/NELAP Certification #: E87648
North Carolina Drinking Water Certification #: 37712
North Carolina Wastewater Certification #: 40
South Carolina Certification #: 99030001
Virginia/VELAP Certification #: 460222

This report shall not be reproduced, except in full,
without the written consent of Pace Analytical Services, LLC.

Pace Analytical Services, LLC
9800 Kincey Ave. Suite 100
Huntersville, NC 28078
(704)875-9092

SAMPLE SUMMARY

Project: 2020-L1-2448 Incident
Pace Project No.: 92547797

Lab ID	Sample ID	Matrix	Date Collected	Date Received
92547797001	**13800_HC_RD_20210706**	Water	07/06/21 07:45	07/06/21 12:30

This report shall not be reproduced, except in full,
without the written consent of Pace Analytical Services, LLC.

Pace Analytical Services, LLC
9800 Kincey Ave. Suite 100
Huntersville, NC 28078
(704)875-9092

SAMPLE ANALYTE COUNT

Project: 2020-L1-2448 Incident
Pace Project No.: 92547797

Lab ID	Sample ID	Method	Analysts	Analytes Reported	Laboratory
92547797001	**13800_HC_RD_20210706**	MADEP VPH	MAD	6	PASI-C
		EPA 6010D	CBV	1	PASI-A
		SM 6200B	SAS	63	PASI-C

PASI-A = Pace Analytical Services - Asheville
PASI-C = Pace Analytical Services - Charlotte

This report shall not be reproduced, except in full,
without the written consent of Pace Analytical Services, LLC.

Pace Analytical Services, LLC
9800 Kincey Ave. Suite 100
Huntersville, NC 28078
(704)875-9092

ANALYTICAL RESULTS

Project: 2020-L1-2448 Incident
Pace Project No.: 92547797

Sample: 13800_HC_RD_20210706 **Lab ID: 92547797001** Collected: 07/06/21 07:45 Received: 07/06/21 12:30 Matrix: Water

Parameters	Results	Units	Report Limit	MDL	DF	Prepared	Analyzed	CAS No.	Qual
VPH NC Water	Analytical Method: MADEP VPH Pace Analytical Services - Charlotte								
Total VPH (C5-C12)	ND	ug/L	50.0	50.0	1		07/06/21 22:02		N2
Aliphatic (C05-C08)	ND	ug/L	50.0	50.0	1		07/06/21 22:02		N2
Aliphatic(C09-C12) Adjusted	ND	ug/L	50.0	50.0	1		07/06/21 22:02		N2
Aromatic (C09-C10)	ND	ug/L	50.0	50.0	1		07/06/21 22:02		N2
Surrogates									
4-Bromofluorobenzene (FID) (S)	105	%	70-130		1		07/06/21 22:02	460-00-4	
4-Bromofluorobenzene (PID) (S)	99	%	70-130		1		07/06/21 22:02	460-00-4	
6010 MET ICP	Analytical Method: EPA 6010D Preparation Method: EPA 3010A Pace Analytical Services - Asheville								
Lead	**5.0J**	ug/L	5.0	4.5	1	07/11/21 17:40	07/12/21 13:38	7439-92-1	
6200B MSV	Analytical Method: SM 6200B Pace Analytical Services - Charlotte								
Benzene	ND	ug/L	0.50	0.34	1		07/07/21 06:06	71-43-2	
Bromobenzene	ND	ug/L	0.50	0.29	1		07/07/21 06:06	108-86-1	
Bromochloromethane	ND	ug/L	0.50	0.47	1		07/07/21 06:06	74-97-5	
Bromodichloromethane	ND	ug/L	0.50	0.31	1		07/07/21 06:06	75-27-4	
Bromoform	ND	ug/L	0.50	0.34	1		07/07/21 06:06	75-25-2	
Bromomethane	ND	ug/L	5.0	1.7	1		07/07/21 06:06	74-83-9	
n-Butylbenzene	ND	ug/L	0.50	0.49	1		07/07/21 06:06	104-51-8	
sec-Butylbenzene	ND	ug/L	0.50	0.40	1		07/07/21 06:06	135-98-8	
tert-Butylbenzene	ND	ug/L	0.50	0.32	1		07/07/21 06:06	98-06-6	
Carbon tetrachloride	ND	ug/L	0.50	0.33	1		07/07/21 06:06	56-23-5	
Chlorobenzene	ND	ug/L	0.50	0.28	1		07/07/21 06:06	108-90-7	
Chloroethane	ND	ug/L	1.0	0.65	1		07/07/21 06:06	75-00-3	
Chloroform	ND	ug/L	0.50	0.35	1		07/07/21 06:06	67-66-3	
Chloromethane	ND	ug/L	1.0	0.54	1		07/07/21 06:06	74-87-3	
2-Chlorotoluene	ND	ug/L	0.50	0.32	1		07/07/21 06:06	95-49-8	
4-Chlorotoluene	ND	ug/L	0.50	0.32	1		07/07/21 06:06	106-43-4	
1,2-Dibromo-3-chloropropane	ND	ug/L	1.0	0.34	1		07/07/21 06:06	96-12-8	
Dibromochloromethane	ND	ug/L	0.50	0.36	1		07/07/21 06:06	124-48-1	
1,2-Dibromoethane (EDB)	ND	ug/L	0.50	0.27	1		07/07/21 06:06	106-93-4	
Dibromomethane	ND	ug/L	0.50	0.39	1		07/07/21 06:06	74-95-3	
1,2-Dichlorobenzene	ND	ug/L	0.50	0.34	1		07/07/21 06:06	95-50-1	
1,3-Dichlorobenzene	ND	ug/L	0.50	0.34	1		07/07/21 06:06	541-73-1	
1,4-Dichlorobenzene	ND	ug/L	0.50	0.33	1		07/07/21 06:06	106-46-7	
Dichlorodifluoromethane	ND	ug/L	0.50	0.35	1		07/07/21 06:06	75-71-8	
1,1-Dichloroethane	ND	ug/L	0.50	0.37	1		07/07/21 06:06	75-34-3	
1,2-Dichloroethane	ND	ug/L	0.50	0.32	1		07/07/21 06:06	107-06-2	
1,1-Dichloroethene	ND	ug/L	0.50	0.35	1		07/07/21 06:06	75-35-4	
cis-1,2-Dichloroethene	ND	ug/L	0.50	0.38	1		07/07/21 06:06	156-59-2	
trans-1,2-Dichloroethene	ND	ug/L	0.50	0.40	1		07/07/21 06:06	156-60-5	
1,2-Dichloropropane	ND	ug/L	0.50	0.36	1		07/07/21 06:06	78-87-5	
1,3-Dichloropropane	ND	ug/L	0.50	0.28	1		07/07/21 06:06	142-28-9	

REPORT OF LABORATORY ANALYSIS

This report shall not be reproduced, except in full,
without the written consent of Pace Analytical Services, LLC.

Pace Analytical Services, LLC
9800 Kincey Ave. Suite 100
Huntersville, NC 28078
(704)875-9092

ANALYTICAL RESULTS

Project: 2020-L1-2448 Incident
Pace Project No.: 92547797

Sample: 13800_HC_RD_20210706 **Lab ID: 92547797001** Collected: 07/06/21 07:45 Received: 07/06/21 12:30 Matrix: Water

Parameters	Results	Units	Report Limit	MDL	DF	Prepared	Analyzed	CAS No.	Qual
6200B MSV	Analytical Method: SM 6200B Pace Analytical Services - Charlotte								
2,2-Dichloropropane	ND	ug/L	0.50	0.39	1		07/07/21 06:06	594-20-7	
1,1-Dichloropropene	ND	ug/L	0.50	0.43	1		07/07/21 06:06	563-58-6	
cis-1,3-Dichloropropene	ND	ug/L	0.50	0.36	1		07/07/21 06:06	10061-01-5	
trans-1,3-Dichloropropene	ND	ug/L	0.50	0.36	1		07/07/21 06:06	10061-02-6	
Diisopropyl ether	ND	ug/L	0.50	0.31	1		07/07/21 06:06	108-20-3	
Ethylbenzene	ND	ug/L	0.50	0.30	1		07/07/21 06:06	100-41-4	
Hexachloro-1,3-butadiene	ND	ug/L	2.0	1.5	1		07/07/21 06:06	87-68-3	
Isopropylbenzene (Cumene)	ND	ug/L	0.50	0.33	1		07/07/21 06:06	98-82-8	
Methylene Chloride	ND	ug/L	2.0	2.0	1		07/07/21 06:06	75-09-2	
Methyl-tert-butyl ether	ND	ug/L	0.50	0.42	1		07/07/21 06:06	1634-04-4	
Naphthalene	ND	ug/L	2.0	0.64	1		07/07/21 06:06	91-20-3	
n-Propylbenzene	ND	ug/L	0.50	0.34	1		07/07/21 06:06	103-65-1	
Styrene	ND	ug/L	0.50	0.29	1		07/07/21 06:06	100-42-5	
1,1,1,2-Tetrachloroethane	ND	ug/L	0.50	0.31	1		07/07/21 06:06	630-20-6	
1,1,2,2-Tetrachloroethane	ND	ug/L	0.50	0.22	1		07/07/21 06:06	79-34-5	
Tetrachloroethene	ND	ug/L	0.50	0.29	1		07/07/21 06:06	127-18-4	
Toluene	ND	ug/L	0.50	0.48	1		07/07/21 06:06	108-88-3	
1,2,3-Trichlorobenzene	ND	ug/L	2.0	0.81	1		07/07/21 06:06	87-61-6	
1,2,4-Trichlorobenzene	ND	ug/L	2.0	0.64	1		07/07/21 06:06	120-82-1	
1,1,1-Trichloroethane	ND	ug/L	0.50	0.33	1		07/07/21 06:06	71-55-6	
1,1,2-Trichloroethane	ND	ug/L	0.50	0.32	1		07/07/21 06:06	79-00-5	
Trichloroethene	ND	ug/L	0.50	0.38	1		07/07/21 06:06	79-01-6	
Trichlorofluoromethane	ND	ug/L	1.0	0.30	1		07/07/21 06:06	75-69-4	
1,2,3-Trichloropropane	ND	ug/L	0.50	0.26	1		07/07/21 06:06	96-18-4	
1,2,4-Trimethylbenzene	ND	ug/L	0.50	0.50	1		07/07/21 06:06	95-63-6	
1,3,5-Trimethylbenzene	ND	ug/L	0.50	0.33	1		07/07/21 06:06	108-67-8	
Vinyl chloride	ND	ug/L	1.0	0.39	1		07/07/21 06:06	75-01-4	
m&p-Xylene	ND	ug/L	1.0	0.71	1		07/07/21 06:06	179601-23-1	
o-Xylene	ND	ug/L	0.50	0.34	1		07/07/21 06:06	95-47-6	
Surrogates									
1,2-Dichloroethane-d4 (S)	104	%	70-130		1		07/07/21 06:06	17060-07-0	
4-Bromofluorobenzene (S)	99	%	70-130		1		07/07/21 06:06	460-00-4	
Toluene-d8 (S)	100	%	70-130		1		07/07/21 06:06	2037-26-5	

REPORT OF LABORATORY ANALYSIS

This report shall not be reproduced, except in full,
without the written consent of Pace Analytical Services, LLC.

Pace Analytical Services, LLC
9800 Kincey Ave. Suite 100
Huntersville, NC 28078
(704)875-9092

QUALITY CONTROL DATA

Project: 2020-L1-2448 Incident
Pace Project No.: 92547797

QC Batch: 631676
QC Batch Method: MADEP VPH
Analysis Method: MADEP VPH
Analysis Description: VPH NC Water
Laboratory: Pace Analytical Services - Charlotte
Associated Lab Samples: 92547797001

METHOD BLANK: 3318494 Matrix: Water
Associated Lab Samples: 92547797001

Parameter	Units	Blank Result	Reporting Limit	MDL	Analyzed	Qualifiers
Aliphatic (C05-C08)	ug/L	ND	50.0	50.0	07/06/21 15:20	N2
Aromatic (C09-C10)	ug/L	ND	50.0	50.0	07/06/21 15:20	N2
4-Bromofluorobenzene (FID) (S)	%	104	70-130		07/06/21 15:20	
4-Bromofluorobenzene (PID) (S)	%	100	70-130		07/06/21 15:20	

LABORATORY CONTROL SAMPLE & LCSD: 3318495 3318496

Parameter	Units	Spike Conc.	LCS Result	LCSD Result	LCS % Rec	LCSD % Rec	% Rec Limits	RPD	Max RPD	Qualifiers
Aliphatic (C05-C08)	ug/L	300	331	331	110	110	70-130	0	25	N2
Aromatic (C09-C10)	ug/L	100	113	113	113	113	70-130	0	25	N2
4-Bromofluorobenzene (FID) (S)	%				108	105	70-130			
4-Bromofluorobenzene (PID) (S)	%				101	98	70-130			

Results presented on this page are in the units indicated by the "Units" column except where an alternate unit is presented to the right of the result.

REPORT OF LABORATORY ANALYSIS

This report shall not be reproduced, except in full,
without the written consent of Pace Analytical Services, LLC.

Pace Analytical Services, LLC
9800 Kincey Ave. Suite 100
Huntersville, NC 28078
(704)875-9092

QUALITY CONTROL DATA

Project: 2020-L1-2448 Incident
Pace Project No.: 92547797

QC Batch: 632637
QC Batch Method: EPA 3010A
Analysis Method: EPA 6010D
Analysis Description: 6010 MET
Laboratory: Pace Analytical Services - Asheville
Associated Lab Samples: 92547797001

METHOD BLANK: 3323298 Matrix: Water
Associated Lab Samples: 92547797001

Parameter	Units	Blank Result	Reporting Limit	MDL	Analyzed	Qualifiers
Lead	ug/L	ND	5.0	4.5	07/12/21 10:57	

LABORATORY CONTROL SAMPLE: 3323299

Parameter	Units	Spike Conc.	LCS Result	LCS % Rec	% Rec Limits	Qualifiers
Lead	ug/L	500	487	97	80-120	

MATRIX SPIKE & MATRIX SPIKE DUPLICATE: 3323300 3323301

Parameter	Units	92547248002 Result	MS Spike Conc.	MSD Spike Conc.	MS Result	MSD Result	MS % Rec	MSD % Rec	% Rec Limits	RPD	Max RPD	Qual
Lead	ug/L	ND	500	500	476	479	95	95	75-125	1	20	

Results presented on this page are in the units indicated by the "Units" column except where an alternate unit is presented to the right of the result.

REPORT OF LABORATORY ANALYSIS

This report shall not be reproduced, except in full,
without the written consent of Pace Analytical Services, LLC.

Pace Analytical Services, LLC
9800 Kincey Ave. Suite 100
Huntersville, NC 28078
(704)875-9092

QUALITY CONTROL DATA

Project: 2020-L1-2448 Incident
Pace Project No.: 92547797

QC Batch: 631678
QC Batch Method: SM 6200B
Analysis Method: SM 6200B
Analysis Description: 6200B MSV
Laboratory: Pace Analytical Services - Charlotte

Associated Lab Samples: 92547797001

METHOD BLANK: 3318516 Matrix: Water
Associated Lab Samples: 92547797001

Parameter	Units	Blank Result	Reporting Limit	MDL	Analyzed	Qualifiers
1,1,1,2-Tetrachloroethane	ug/L	ND	0.50	0.31	07/06/21 21:42	
1,1,1-Trichloroethane	ug/L	ND	0.50	0.33	07/06/21 21:42	
1,1,2,2-Tetrachloroethane	ug/L	ND	0.50	0.22	07/06/21 21:42	
1,1,2-Trichloroethane	ug/L	ND	0.50	0.32	07/06/21 21:42	
1,1-Dichloroethane	ug/L	ND	0.50	0.37	07/06/21 21:42	
1,1-Dichloroethene	ug/L	ND	0.50	0.35	07/06/21 21:42	
1,1-Dichloropropene	ug/L	ND	0.50	0.43	07/06/21 21:42	
1,2,3-Trichlorobenzene	ug/L	ND	2.0	0.81	07/06/21 21:42	
1,2,3-Trichloropropane	ug/L	ND	0.50	0.26	07/06/21 21:42	
1,2,4-Trichlorobenzene	ug/L	ND	2.0	0.64	07/06/21 21:42	
1,2,4-Trimethylbenzene	ug/L	ND	0.50	0.50	07/06/21 21:42	
1,2-Dibromo-3-chloropropane	ug/L	ND	1.0	0.34	07/06/21 21:42	
1,2-Dibromoethane (EDB)	ug/L	ND	0.50	0.27	07/06/21 21:42	
1,2-Dichlorobenzene	ug/L	ND	0.50	0.34	07/06/21 21:42	
1,2-Dichloroethane	ug/L	ND	0.50	0.32	07/06/21 21:42	
1,2-Dichloropropane	ug/L	ND	0.50	0.36	07/06/21 21:42	
1,3,5-Trimethylbenzene	ug/L	ND	0.50	0.33	07/06/21 21:42	
1,3-Dichlorobenzene	ug/L	ND	0.50	0.34	07/06/21 21:42	
1,3-Dichloropropane	ug/L	ND	0.50	0.28	07/06/21 21:42	
1,4-Dichlorobenzene	ug/L	ND	0.50	0.33	07/06/21 21:42	
2,2-Dichloropropane	ug/L	ND	0.50	0.39	07/06/21 21:42	
2-Chlorotoluene	ug/L	ND	0.50	0.32	07/06/21 21:42	
4-Chlorotoluene	ug/L	ND	0.50	0.32	07/06/21 21:42	
Benzene	ug/L	ND	0.50	0.34	07/06/21 21:42	
Bromobenzene	ug/L	ND	0.50	0.29	07/06/21 21:42	
Bromochloromethane	ug/L	ND	0.50	0.47	07/06/21 21:42	
Bromodichloromethane	ug/L	ND	0.50	0.31	07/06/21 21:42	
Bromoform	ug/L	ND	0.50	0.34	07/06/21 21:42	
Bromomethane	ug/L	ND	5.0	1.7	07/06/21 21:42	
Carbon tetrachloride	ug/L	ND	0.50	0.33	07/06/21 21:42	
Chlorobenzene	ug/L	ND	0.50	0.28	07/06/21 21:42	
Chloroethane	ug/L	ND	1.0	0.65	07/06/21 21:42	
Chloroform	ug/L	ND	0.50	0.35	07/06/21 21:42	
Chloromethane	ug/L	ND	1.0	0.54	07/06/21 21:42	
cis-1,2-Dichloroethene	ug/L	ND	0.50	0.38	07/06/21 21:42	
cis-1,3-Dichloropropene	ug/L	ND	0.50	0.36	07/06/21 21:42	
Dibromochloromethane	ug/L	ND	0.50	0.36	07/06/21 21:42	
Dibromomethane	ug/L	ND	0.50	0.39	07/06/21 21:42	
Dichlorodifluoromethane	ug/L	ND	0.50	0.35	07/06/21 21:42	
Diisopropyl ether	ug/L	ND	0.50	0.31	07/06/21 21:42	

Results presented on this page are in the units indicated by the "Units" column except where an alternate unit is presented to the right of the result.

REPORT OF LABORATORY ANALYSIS

This report shall not be reproduced, except in full,
without the written consent of Pace Analytical Services, LLC.

Pace Analytical Services, LLC
9800 Kincey Ave. Suite 100
Huntersville, NC 28078
(704)875-9092

QUALITY CONTROL DATA

Project: 2020-L1-2448 Incident
Pace Project No.: 92547797

METHOD BLANK: 3318516 Matrix: Water
Associated Lab Samples: 92547797001

Parameter	Units	Blank Result	Reporting Limit	MDL	Analyzed	Qualifiers
Ethylbenzene	ug/L	ND	0.50	0.30	07/06/21 21:42	
Hexachloro-1,3-butadiene	ug/L	ND	2.0	1.5	07/06/21 21:42	
Isopropylbenzene (Cumene)	ug/L	ND	0.50	0.33	07/06/21 21:42	
m&p-Xylene	ug/L	ND	1.0	0.71	07/06/21 21:42	
Methyl-tert-butyl ether	ug/L	ND	0.50	0.42	07/06/21 21:42	
Methylene Chloride	ug/L	ND	2.0	2.0	07/06/21 21:42	
n-Butylbenzene	ug/L	ND	0.50	0.49	07/06/21 21:42	
n-Propylbenzene	ug/L	ND	0.50	0.34	07/06/21 21:42	
Naphthalene	ug/L	ND	2.0	0.64	07/06/21 21:42	
o-Xylene	ug/L	ND	0.50	0.34	07/06/21 21:42	
sec-Butylbenzene	ug/L	ND	0.50	0.40	07/06/21 21:42	
Styrene	ug/L	ND	0.50	0.29	07/06/21 21:42	
tert-Butylbenzene	ug/L	ND	0.50	0.32	07/06/21 21:42	
Tetrachloroethene	ug/L	ND	0.50	0.29	07/06/21 21:42	
Toluene	ug/L	ND	0.50	0.48	07/06/21 21:42	
trans-1,2-Dichloroethene	ug/L	ND	0.50	0.40	07/06/21 21:42	
trans-1,3-Dichloropropene	ug/L	ND	0.50	0.36	07/06/21 21:42	
Trichloroethene	ug/L	ND	0.50	0.38	07/06/21 21:42	
Trichlorofluoromethane	ug/L	ND	1.0	0.30	07/06/21 21:42	
Vinyl chloride	ug/L	ND	1.0	0.39	07/06/21 21:42	
1,2-Dichloroethane-d4 (S)	%	103	70-130		07/06/21 21:42	
4-Bromofluorobenzene (S)	%	96	70-130		07/06/21 21:42	
Toluene-d8 (S)	%	101	70-130		07/06/21 21:42	

LABORATORY CONTROL SAMPLE: 3318517

Parameter	Units	Spike Conc.	LCS Result	LCS % Rec	% Rec Limits	Qualifiers
1,1,1,2-Tetrachloroethane	ug/L	50	48.9	98	60-140	
1,1,1-Trichloroethane	ug/L	50	47.4	95	60-140	
1,1,2,2-Tetrachloroethane	ug/L	50	51.4	103	60-140	
1,1,2-Trichloroethane	ug/L	50	50.1	100	60-140	
1,1-Dichloroethane	ug/L	50	47.2	94	60-140	
1,1-Dichloroethene	ug/L	50	47.0	94	60-140	
1,1-Dichloropropene	ug/L	50	47.3	95	60-140	
1,2,3-Trichlorobenzene	ug/L	50	52.2	104	60-140	
1,2,3-Trichloropropane	ug/L	50	49.0	98	60-140	
1,2,4-Trichlorobenzene	ug/L	50	51.2	102	60-140	
1,2,4-Trimethylbenzene	ug/L	50	45.6	91	60-140	
1,2-Dibromo-3-chloropropane	ug/L	50	61.9	124	60-140	
1,2-Dibromoethane (EDB)	ug/L	50	50.4	101	60-140	
1,2-Dichlorobenzene	ug/L	50	48.1	96	60-140	
1,2-Dichloroethane	ug/L	50	44.3	89	60-140	
1,2-Dichloropropane	ug/L	50	48.1	96	60-140	
1,3,5-Trimethylbenzene	ug/L	50	46.3	93	60-140	

Results presented on this page are in the units indicated by the "Units" column except where an alternate unit is presented to the right of the result.

REPORT OF LABORATORY ANALYSIS

This report shall not be reproduced, except in full,
without the written consent of Pace Analytical Services, LLC.

Pace Analytical Services, LLC
9800 Kincey Ave. Suite 100
Huntersville, NC 28078
(704)875-9092

QUALITY CONTROL DATA

Project: 2020-L1-2448 Incident
Pace Project No.: 92547797

LABORATORY CONTROL SAMPLE: 3318517

Parameter	Units	Spike Conc.	LCS Result	LCS % Rec	% Rec Limits	Qualifiers
1,3-Dichlorobenzene	ug/L	50	47.4	95	60-140	
1,3-Dichloropropane	ug/L	50	48.1	96	60-140	
1,4-Dichlorobenzene	ug/L	50	49.1	98	60-140	
2,2-Dichloropropane	ug/L	50	48.5	97	60-140	
2-Chlorotoluene	ug/L	50	47.5	95	60-140	
4-Chlorotoluene	ug/L	50	46.5	93	60-140	
Benzene	ug/L	50	45.7	91	60-140	
Bromobenzene	ug/L	50	49.0	98	60-140	
Bromochloromethane	ug/L	50	49.5	99	60-140	
Bromodichloromethane	ug/L	50	48.9	98	60-140	
Bromoform	ug/L	50	53.2	106	60-140	
Bromomethane	ug/L	50	43.5	87	60-140	
Carbon tetrachloride	ug/L	50	47.0	94	60-140	
Chlorobenzene	ug/L	50	46.6	93	60-140	
Chloroethane	ug/L	50	43.3	87	60-140	
Chloroform	ug/L	50	45.8	92	60-140	
Chloromethane	ug/L	50	46.4	93	60-140	
cis-1,2-Dichloroethene	ug/L	50	46.4	93	60-140	
cis-1,3-Dichloropropene	ug/L	50	48.9	98	60-140	
Dibromochloromethane	ug/L	50	50.9	102	60-140	
Dibromomethane	ug/L	50	48.6	97	60-140	
Dichlorodifluoromethane	ug/L	50	46.8	94	60-140	
Diisopropyl ether	ug/L	50	45.5	91	60-140	
Ethylbenzene	ug/L	50	46.1	92	60-140	
Hexachloro-1,3-butadiene	ug/L	50	46.5	93	60-140	
Isopropylbenzene (Cumene)	ug/L	50	47.1	94	60-140	
m&p-Xylene	ug/L	100	91.4	91	60-140	
Methyl-tert-butyl ether	ug/L	50	49.5	99	60-140	
Methylene Chloride	ug/L	50	50.2	100	60-140	
n-Butylbenzene	ug/L	50	45.8	92	60-140	
n-Propylbenzene	ug/L	50	45.8	92	60-140	
Naphthalene	ug/L	50	54.1	108	60-140	
o-Xylene	ug/L	50	46.1	92	60-140	
sec-Butylbenzene	ug/L	50	44.5	89	60-140	
Styrene	ug/L	50	48.5	97	60-140	
tert-Butylbenzene	ug/L	50	39.2	78	60-140	
Tetrachloroethene	ug/L	50	46.0	92	60-140	
Toluene	ug/L	50	43.3	87	60-140	
trans-1,2-Dichloroethene	ug/L	50	47.4	95	60-140	
trans-1,3-Dichloropropene	ug/L	50	50.4	101	60-140	
Trichloroethene	ug/L	50	45.8	92	60-140	
Trichlorofluoromethane	ug/L	50	41.1	82	60-140	
Vinyl chloride	ug/L	50	48.1	96	60-140	
1,2-Dichloroethane-d4 (S)	%			98	70-130	
4-Bromofluorobenzene (S)	%			99	70-130	
Toluene-d8 (S)	%			100	70-130	

Results presented on this page are in the units indicated by the "Units" column except where an alternate unit is presented to the right of the result.

REPORT OF LABORATORY ANALYSIS

This report shall not be reproduced, except in full,
without the written consent of Pace Analytical Services, LLC.

Pace Analytical Services, LLC
9800 Kincey Ave. Suite 100
Huntersville, NC 28078
(704)875-9092

QUALITY CONTROL DATA

Project: 2020-L1-2448 Incident
Pace Project No.: 92547797

MATRIX SPIKE & MATRIX SPIKE DUPLICATE: 3318518 3318519

Parameter	Units	92547763001 Result	MS Spike Conc.	MSD Spike Conc.	MS Result	MSD Result	MS % Rec	MSD % Rec	% Rec Limits	RPD	Max RPD	Qual
1,1,1,2-Tetrachloroethane	ug/L	ND	20	20	19.9	19.9	99	100	60-140	0	30	
1,1,1-Trichloroethane	ug/L	ND	20	20	21.3	21.0	106	105	60-140	1	30	
1,1,2,2-Tetrachloroethane	ug/L	ND	20	20	19.7	20.0	98	100	60-140	2	30	
1,1,2-Trichloroethane	ug/L	ND	20	20	20.2	20.1	101	100	60-140	0	30	
1,1-Dichloroethane	ug/L	ND	20	20	20.6	20.6	103	103	60-140	0	30	
1,1-Dichloroethene	ug/L	ND	20	20	20.9	20.8	105	104	60-140	0	30	
1,1-Dichloropropene	ug/L	ND	20	20	20.9	20.7	104	103	60-140	1	30	
1,2,3-Trichlorobenzene	ug/L	ND	20	20	20.5	20.7	102	103	60-140	1	30	
1,2,3-Trichloropropane	ug/L	ND	20	20	19.2	19.2	96	96	60-140	0	30	
1,2,4-Trichlorobenzene	ug/L	ND	20	20	19.9	20.1	99	101	60-140	1	30	
1,2,4-Trimethylbenzene	ug/L	ND	20	20	18.2	18.1	91	90	60-140	1	30	
1,2-Dibromo-3-chloropropane	ug/L	ND	20	20	20.6	20.9	103	105	60-140	2	30	
1,2-Dibromoethane (EDB)	ug/L	ND	20	20	19.9	20.5	100	103	60-140	3	30	
1,2-Dichlorobenzene	ug/L	ND	20	20	18.3	18.2	92	91	60-140	1	30	
1,2-Dichloroethane	ug/L	ND	20	20	18.2	18.5	91	92	60-140	1	30	
1,2-Dichloropropane	ug/L	ND	20	20	20.0	20.6	100	103	60-140	3	30	
1,3,5-Trimethylbenzene	ug/L	ND	20	20	19.1	18.9	95	94	60-140	1	30	
1,3-Dichlorobenzene	ug/L	ND	20	20	18.6	18.2	93	91	60-140	2	30	
1,3-Dichloropropane	ug/L	ND	20	20	19.3	19.5	96	98	60-140	1	30	
1,4-Dichlorobenzene	ug/L	ND	20	20	19.0	18.5	95	93	60-140	2	30	
2,2-Dichloropropane	ug/L	ND	20	20	22.0	21.8	110	109	60-140	1	30	
2-Chlorotoluene	ug/L	ND	20	20	18.9	18.8	94	94	60-140	1	30	
4-Chlorotoluene	ug/L	ND	20	20	18.0	17.6	90	88	60-140	2	30	
Benzene	ug/L	ND	20	20	19.8	19.9	99	99	60-140	0	30	
Bromobenzene	ug/L	ND	20	20	19.4	19.2	97	96	60-140	1	30	
Bromochloromethane	ug/L	ND	20	20	20.5	20.3	102	102	60-140	1	30	
Bromodichloromethane	ug/L	ND	20	20	20.3	20.4	102	102	60-140	0	30	
Bromoform	ug/L	ND	20	20	20.0	20.4	100	102	60-140	2	30	
Bromomethane	ug/L	ND	20	20	21.3	21.4	107	107	60-140	0	30	
Carbon tetrachloride	ug/L	ND	20	20	20.5	21.3	103	106	60-140	4	30	
Chlorobenzene	ug/L	ND	20	20	19.4	19.5	97	97	60-140	1	30	
Chloroethane	ug/L	ND	20	20	21.7	21.5	108	107	60-140	1	30	
Chloroform	ug/L	ND	20	20	20.8	20.8	103	103	60-140	0	30	
Chloromethane	ug/L	ND	20	20	19.6	19.5	98	97	60-140	1	30	
cis-1,2-Dichloroethene	ug/L	ND	20	20	20.1	20.3	101	101	60-140	1	30	
cis-1,3-Dichloropropene	ug/L	ND	20	20	20.3	20.1	102	101	60-140	1	30	
Dibromochloromethane	ug/L	ND	20	20	20.4	20.6	102	103	60-140	1	30	
Dibromomethane	ug/L	ND	20	20	20.2	20.3	101	101	60-140	0	30	
Dichlorodifluoromethane	ug/L	ND	20	20	18.2	17.7	91	89	60-140	3	30	
Diisopropyl ether	ug/L	ND	20	20	19.1	19.0	96	95	60-140	1	30	
Ethylbenzene	ug/L	ND	20	20	19.5	19.5	97	98	60-140	0	30	
Hexachloro-1,3-butadiene	ug/L	ND	20	20	21.3	20.7	107	103	60-140	3	30	
Isopropylbenzene (Cumene)	ug/L	ND	20	20	20.0	20.1	100	100	60-140	0	30	
m&p-Xylene	ug/L	ND	40	40	38.5	38.4	96	96	60-140	0	30	

Results presented on this page are in the units indicated by the "Units" column except where an alternate unit is presented to the right of the result.

REPORT OF LABORATORY ANALYSIS

This report shall not be reproduced, except in full,
without the written consent of Pace Analytical Services, LLC.

Pace Analytical Services, LLC
9800 Kincey Ave. Suite 100
Huntersville, NC 28078
(704)875-9092

QUALITY CONTROL DATA

Project: 2020-L1-2448 Incident
Pace Project No.: 92547797

MATRIX SPIKE & MATRIX SPIKE DUPLICATE: 3318518 3318519

Parameter	Units	92547763001 Result	MS Spike Conc.	MSD Spike Conc.	MS Result	MSD Result	MS % Rec	MSD % Rec	% Rec Limits	RPD	Max RPD	Qual
Methyl-tert-butyl ether	ug/L	ND	20	20	19.7	19.8	99	99	60-140	0	30	
Methylene Chloride	ug/L	ND	20	20	20.4	20.2	102	101	60-140	1	30	
n-Butylbenzene	ug/L	ND	20	20	19.5	19.2	98	96	60-140	1	30	
n-Propylbenzene	ug/L	ND	20	20	19.0	18.8	95	94	60-140	1	30	
Naphthalene	ug/L	ND	20	20	18.7	18.7	93	94	60-140	0	30	
o-Xylene	ug/L	ND	20	20	19.0	19.3	95	97	60-140	2	30	
sec-Butylbenzene	ug/L	ND	20	20	19.0	18.6	95	93	60-140	2	30	
Styrene	ug/L	ND	20	20	19.1	19.4	96	97	60-140	1	30	
tert-Butylbenzene	ug/L	ND	20	20	16.5	16.4	83	82	60-140	1	30	
Tetrachloroethene	ug/L	ND	20	20	19.4	19.8	97	99	60-140	2	30	
Toluene	ug/L	ND	20	20	19.1	19.0	96	95	60-140	0	30	
trans-1,2-Dichloroethene	ug/L	ND	20	20	20.9	21.2	105	106	60-140	1	30	
trans-1,3-Dichloropropene	ug/L	ND	20	20	20.0	20.1	100	101	60-140	1	30	
Trichloroethene	ug/L	ND	20	20	20.3	20.2	101	101	60-140	1	30	
Trichlorofluoromethane	ug/L	ND	20	20	20.4	20.2	102	101	60-140	1	30	
Vinyl chloride	ug/L	ND	20	20	20.6	20.7	103	103	60-140	0	30	
1,2-Dichloroethane-d4 (S)	%						105	100	70-130			
4-Bromofluorobenzene (S)	%						99	101	70-130			
Toluene-d8 (S)	%						100	100	70-130			

Results presented on this page are in the units indicated by the "Units" column except where an alternate unit is presented to the right of the result.

REPORT OF LABORATORY ANALYSIS

This report shall not be reproduced, except in full,
without the written consent of Pace Analytical Services, LLC.

Pace Analytical Services, LLC
9800 Kincey Ave. Suite 100
Huntersville, NC 28078
(704)875-9092

QUALIFIERS

Project: 2020-L1-2448 Incident
Pace Project No.: 92547797

DEFINITIONS

DF - Dilution Factor, if reported, represents the factor applied to the reported data due to dilution of the sample aliquot.

ND - Not Detected at or above adjusted reporting limit.

TNTC - Too Numerous To Count

J - Estimated concentration above the adjusted method detection limit and below the adjusted reporting limit.

MDL - Adjusted Method Detection Limit.

PQL - Practical Quantitation Limit.

RL - Reporting Limit - The lowest concentration value that meets project requirements for quantitative data with known precision and bias for a specific analyte in a specific matrix.

S - Surrogate

1,2-Diphenylhydrazine decomposes to and cannot be separated from Azobenzene using Method 8270. The result for each analyte is a combined concentration.

Consistent with EPA guidelines, unrounded data are displayed and have been used to calculate % recovery and RPD values.

LCS(D) - Laboratory Control Sample (Duplicate)

MS(D) - Matrix Spike (Duplicate)

DUP - Sample Duplicate

RPD - Relative Percent Difference

NC - Not Calculable.

SG - Silica Gel - Clean-Up

U - Indicates the compound was analyzed for, but not detected.

Acid preservation may not be appropriate for 2 Chloroethylvinyl ether.

A separate vial preserved to a pH of 4-5 is recommended in SW846 Chapter 4 for the analysis of Acrolein and Acrylonitrile by EPA Method 8260.

N-Nitrosodiphenylamine decomposes and cannot be separated from Diphenylamine using Method 8270. The result reported for each analyte is a combined concentration.

Pace Analytical is TNI accredited. Contact your Pace PM for the current list of accredited analytes.

TNI - The NELAC Institute.

ANALYTE QUALIFIERS

N2	The lab does not hold NELAC/TNI accreditation for this parameter but other accreditations/certifications may apply. A complete list of accreditations/certifications is available upon request.

This report shall not be reproduced, except in full,
without the written consent of Pace Analytical Services, LLC.

Pace Analytical Services, LLC
9800 Kincey Ave. Suite 100
Huntersville, NC 28078
(704)875-9092

QUALITY CONTROL DATA CROSS REFERENCE TABLE

Project: 2020-L1-2448 Incident
Pace Project No.: 92547797

Lab ID	Sample ID	QC Batch Method	QC Batch	Analytical Method	Analytical Batch
92547797001	**13800_HC_RD_20210706**	MADEP VPH	631676		
92547797001	**13800_HC_RD_20210706**	EPA 3010A	632637	EPA 6010D	632655
92547797001	**13800_HC_RD_20210706**	SM 6200B	631678		

This report shall not be reproduced, except in full,
without the written consent of Pace Analytical Services, LLC.

Pace Analytical

CHAIN-OF-CUSTODY Analytical Request Document

Chain-of-Custody is a LEGAL DOCUMENT - Complete all relevent fields

LAB USE ONLY- Affix Workord

WO# : 92547797

92547797

ALL SHADED

Container Preservative Type **

** Preservative Types: (1) nitric acid, (2) sulfuric acid, (3) hydrochloric acid, (4) sodium hydroxide, (5) zinc acetate, (6) methanol, (7) sodium bisulfate, (8) sodium thiosulfate, (9) hexane, (A) ascorbic acid, (B) ammonium sulfate, (C) ammonium hydroxide, (D) TSP, (U) Unpreserved, (O) Other _____

Company: Apex Companies

Address:

Billing Information:

Report To: Andrew Street

Email To: Andrew.Street@apexcos.com

Copy To:

Site Collection Info/Address: 13800 Huntersville Concord Rd

Customer Project Name/Number: 2020-LI-2448 Incident

State: NC County/City: Huntersville Time Zone Collected: [ ] PT [ ] MT [ ] CT [ ] ET

Phone:
Email:

Site/Facility ID #:

Compliance Monitoring? [ ] Yes [ ] No

Collected By (print): Naomi Fretz

Purchase Order #:
Quote #:

DW PWS ID #:
DW Location Code:

Collected By (signature): Naomi [signature]

Turnaround Date Required: ASAP

Immediately Packed on Ice: [ ] Yes [ ] No

Sample Disposal:
[ ] Dispose as appropriate [ ] Return
[ ] Archive: _____
[ ] Hold: _____

Rush:
[ ] Same Day [ ] Next Day
[ ] 2 Day [ ] 3 Day [ ] 4 Day [ ] 5 Day
(Expedite Charges Apply)

Field Filtered (if applicable): [ ] Yes [ ] No
Analysis: _____

* Matrix Codes (Insert in Matrix box below): Drinking Water (DW), Ground Water (GW), Wastewater (WW), Product (P), Soil/Solid (SL), Oil (OL), Wipe (WP), Air (AR), Tissue (TS), Bioassay (B), Vapor (V), Other (OT)

Analyses

Customer Sample ID	Matrix *	Comp / Grab	Collected (or Composite Start) Date	Collected (or Composite Start) Time	Composite End Date	Composite End Time	Res Cl	# of Ctns	VOCs 6200B	MADEP VPH	Lead
13800-HC-RD-20210706	DW	G	7-6-21	0745				8	X	X	X

Lab Profile/Line:

Lab Sample Receipt Checklist:

Custody Seals Present/Intact	Y	N	NA
Custody Signatures Present	Y	N	NA
Collector Signature Present	Y	N	NA
Bottles Intact	Y	N	NA
Correct Bottles	Y	N	NA
Sufficient Volume	Y	N	NA
Samples Received on Ice	Y	N	NA
VOA - Headspace Acceptable	Y	N	NA
USDA Regulated Soils	Y	N	NA
Samples in Holding Time	Y	N	NA
Residual Chlorine Present	Y	N	NA
Cl Strips: _____			
Sample pH Acceptable	Y	N	NA
pH Strips: 223819AV			
Sulfide Present	Y	N	NA
Lead Acetate Strips: _____			

LAB USE ONLY:
Lab Sample # / Comments: 7-7-21 AMB
~~92547797~~ 92547797
001

Customer Remarks / Special Conditions / Possible Hazards:

Type of Ice Used: Wet Blue Dry None

Packing Material Used:

Radchem sample(s) screened (<500 cpm): Y N NA

SHORT HOLDS PRESENT (<72 hours): Y N N/A

Lab Tracking #: 2632654

Samples received via: FEDEX UPS Client Courier Pace Courier

Lab Sample Temperature Info:
Temp Blank Received: Y N NA
Therm ID#: 92T064
Cooler 1 Temp Upon Receipt: 2.1 oC
Cooler 1 Therm Corr. Factor: -.1 oC
Cooler 1 Corrected Temp: 2.0 oC
Comments:

Relinquished by/Company: (Signature)	Date/Time:	Received by/Company: (Signature)	Date/Time:
Naomi [signature] / Apex	7-6-21 1230	HD PACE HUL	7/6/21 1230
Relinquished by/Company: (Signature)	Date/Time:	Received by/Company: (Signature)	Date/Time:
Relinquished by/Company: (Signature)	Date/Time:	Received by/Company: (Signature)	Date/Time:

MTJL LAB USE ONLY
Table #:
Acctnum:
Template:
Prelogin:
PM:
PB:

Trip Blank Received: Y N NA
HCL MeOH TSP Other

Non Conformance(s): YES / NO

Page: _____ of: _____

Pace Analytical Services, LLC
9800 Kincey Ave. Suite 100
Huntersville, NC 28078
(704)875-9092

July 12, 2021

Andrew Street
Apex Companies - NC
5900 Northwoods Business Pkwy
Suite 5900-0
Charlotte, NC 28269

RE: Project: 2020-L1-2448 Incident
Pace Project No.: 92547803

Dear Andrew Street:

Enclosed are the analytical results for sample(s) received by the laboratory on July 06, 2021. The results relate only to the samples included in this report. Results reported herein conform to the applicable TNI/NELAC Standards and the laboratory's Quality Manual, where applicable, unless otherwise noted in the body of the report.

The test results provided in this final report were generated by each of the following laboratories within the Pace Network:

- Pace Analytical Services - Asheville
- Pace Analytical Services - Charlotte

If you have any questions concerning this report, please feel free to contact me.

Sincerely,

Angela M. Baioni

Angela Baioni
angela.baioni@pacelabs.com
(704)875-9092
Project Manager

Enclosures

cc: J Culbreath, Colonial Pipeline Company
Naomi Fretz, APEX Companies, LLC
Robert Hughes, Colonial Pipeline
Cameron Lee, Montrose-EPS
Jamie Moran, APEX Companies, LLC
Jeff Morrison, Colonial Pipeline Company
Tom Naumann, APEX Companies - NC
Joe Nicolette, Montrose-EPS
Christopher Schultz, Apex Companies
Matt Teixeira, Apex Companies, LLC
Michael Verdon, Colonial Pipeline Company
JM Wyatt, Colonial Pipeline Company

REPORT OF LABORATORY ANALYSIS

This report shall not be reproduced, except in full,
without the written consent of Pace Analytical Services, LLC.

Pace Analytical Services, LLC
9800 Kincey Ave. Suite 100
Huntersville, NC 28078
(704)875-9092

CERTIFICATIONS

Project: 2020-L1-2448 Incident
Pace Project No.: 92547803

Pace Analytical Services Charlotte
9800 Kincey Ave. Ste 100, Huntersville, NC 28078
Louisiana/NELAP Certification # LA170028
North Carolina Drinking Water Certification #: 37706
North Carolina Field Services Certification #: 5342
North Carolina Wastewater Certification #: 12
South Carolina Certification #: 99006001
Florida/NELAP Certification #: E87627
Kentucky UST Certification #: 84
Virginia/VELAP Certification #: 460221

Pace Analytical Services Asheville
2225 Riverside Drive, Asheville, NC 28804
Florida/NELAP Certification #: E87648
North Carolina Drinking Water Certification #: 37712
North Carolina Wastewater Certification #: 40
South Carolina Certification #: 99030001
Virginia/VELAP Certification #: 460222

This report shall not be reproduced, except in full,
without the written consent of Pace Analytical Services, LLC.

Pace Analytical Services, LLC
9800 Kincey Ave. Suite 100
Huntersville, NC 28078
(704)875-9092

SAMPLE SUMMARY

Project: 2020-L1-2448 Incident
Pace Project No.: 92547803

Lab ID	Sample ID	Matrix	Date Collected	Date Received
92547803001	**14226_HC_RD_20210706**	Water	07/06/21 09:25	07/06/21 12:30

This report shall not be reproduced, except in full,
without the written consent of Pace Analytical Services, LLC.

Pace Analytical Services, LLC
9800 Kincey Ave. Suite 100
Huntersville, NC 28078
(704)875-9092

SAMPLE ANALYTE COUNT

Project: 2020-L1-2448 Incident
Pace Project No.: 92547803

Lab ID	Sample ID	Method	Analysts	Analytes Reported	Laboratory
92547803001	**14226_HC_RD_20210706**	MADEP VPH	MAD	6	PASI-C
		EPA 6010D	CBV	1	PASI-A
		SM 6200B	SAS	63	PASI-C

PASI-A = Pace Analytical Services - Asheville
PASI-C = Pace Analytical Services - Charlotte

This report shall not be reproduced, except in full,
without the written consent of Pace Analytical Services, LLC.

Pace Analytical Services, LLC
9800 Kincey Ave. Suite 100
Huntersville, NC 28078
(704)875-9092

ANALYTICAL RESULTS

Project: 2020-L1-2448 Incident
Pace Project No.: 92547803

Sample: 14226_HC_RD_20210706 **Lab ID: 92547803001** Collected: 07/06/21 09:25 Received: 07/06/21 12:30 Matrix: Water

Parameters	Results	Units	Report Limit	MDL	DF	Prepared	Analyzed	CAS No.	Qual
VPH NC Water	Analytical Method: MADEP VPH Pace Analytical Services - Charlotte								
Total VPH (C5-C12)	ND	ug/L	50.0	50.0	1		07/06/21 22:30		N2
Aliphatic (C05-C08)	ND	ug/L	50.0	50.0	1		07/06/21 22:30		N2
Aliphatic(C09-C12) Adjusted	ND	ug/L	50.0	50.0	1		07/06/21 22:30		N2
Aromatic (C09-C10)	ND	ug/L	50.0	50.0	1		07/06/21 22:30		N2
Surrogates									
4-Bromofluorobenzene (FID) (S)	102	%	70-130		1		07/06/21 22:30	460-00-4	
4-Bromofluorobenzene (PID) (S)	97	%	70-130		1		07/06/21 22:30	460-00-4	
6010 MET ICP	Analytical Method: EPA 6010D Preparation Method: EPA 3010A Pace Analytical Services - Asheville								
Lead	ND	ug/L	5.0	4.5	1	07/11/21 17:40	07/12/21 13:42	7439-92-1	
6200B MSV	Analytical Method: SM 6200B Pace Analytical Services - Charlotte								
Benzene	ND	ug/L	0.50	0.34	1		07/07/21 06:24	71-43-2	
Bromobenzene	ND	ug/L	0.50	0.29	1		07/07/21 06:24	108-86-1	
Bromochloromethane	ND	ug/L	0.50	0.47	1		07/07/21 06:24	74-97-5	
Bromodichloromethane	ND	ug/L	0.50	0.31	1		07/07/21 06:24	75-27-4	
Bromoform	ND	ug/L	0.50	0.34	1		07/07/21 06:24	75-25-2	
Bromomethane	ND	ug/L	5.0	1.7	1		07/07/21 06:24	74-83-9	
n-Butylbenzene	ND	ug/L	0.50	0.49	1		07/07/21 06:24	104-51-8	
sec-Butylbenzene	ND	ug/L	0.50	0.40	1		07/07/21 06:24	135-98-8	
tert-Butylbenzene	ND	ug/L	0.50	0.32	1		07/07/21 06:24	98-06-6	
Carbon tetrachloride	ND	ug/L	0.50	0.33	1		07/07/21 06:24	56-23-5	
Chlorobenzene	ND	ug/L	0.50	0.28	1		07/07/21 06:24	108-90-7	
Chloroethane	ND	ug/L	1.0	0.65	1		07/07/21 06:24	75-00-3	
Chloroform	ND	ug/L	0.50	0.35	1		07/07/21 06:24	67-66-3	
Chloromethane	ND	ug/L	1.0	0.54	1		07/07/21 06:24	74-87-3	
2-Chlorotoluene	ND	ug/L	0.50	0.32	1		07/07/21 06:24	95-49-8	
4-Chlorotoluene	ND	ug/L	0.50	0.32	1		07/07/21 06:24	106-43-4	
1,2-Dibromo-3-chloropropane	ND	ug/L	1.0	0.34	1		07/07/21 06:24	96-12-8	
Dibromochloromethane	ND	ug/L	0.50	0.36	1		07/07/21 06:24	124-48-1	
1,2-Dibromoethane (EDB)	ND	ug/L	0.50	0.27	1		07/07/21 06:24	106-93-4	
Dibromomethane	ND	ug/L	0.50	0.39	1		07/07/21 06:24	74-95-3	
1,2-Dichlorobenzene	ND	ug/L	0.50	0.34	1		07/07/21 06:24	95-50-1	
1,3-Dichlorobenzene	ND	ug/L	0.50	0.34	1		07/07/21 06:24	541-73-1	
1,4-Dichlorobenzene	ND	ug/L	0.50	0.33	1		07/07/21 06:24	106-46-7	
Dichlorodifluoromethane	ND	ug/L	0.50	0.35	1		07/07/21 06:24	75-71-8	
1,1-Dichloroethane	ND	ug/L	0.50	0.37	1		07/07/21 06:24	75-34-3	
1,2-Dichloroethane	ND	ug/L	0.50	0.32	1		07/07/21 06:24	107-06-2	
1,1-Dichloroethene	ND	ug/L	0.50	0.35	1		07/07/21 06:24	75-35-4	
cis-1,2-Dichloroethene	ND	ug/L	0.50	0.38	1		07/07/21 06:24	156-59-2	
trans-1,2-Dichloroethene	ND	ug/L	0.50	0.40	1		07/07/21 06:24	156-60-5	
1,2-Dichloropropane	ND	ug/L	0.50	0.36	1		07/07/21 06:24	78-87-5	
1,3-Dichloropropane	ND	ug/L	0.50	0.28	1		07/07/21 06:24	142-28-9	

REPORT OF LABORATORY ANALYSIS

This report shall not be reproduced, except in full,
without the written consent of Pace Analytical Services, LLC.

Pace Analytical Services, LLC
9800 Kincey Ave. Suite 100
Huntersville, NC 28078
(704)875-9092

ANALYTICAL RESULTS

Project: 2020-L1-2448 Incident
Pace Project No.: 92547803

Sample: 14226_HC_RD_20210706 **Lab ID: 92547803001** Collected: 07/06/21 09:25 Received: 07/06/21 12:30 Matrix: Water

Parameters	Results	Units	Report Limit	MDL	DF	Prepared	Analyzed	CAS No.	Qual
6200B MSV	Analytical Method: SM 6200B Pace Analytical Services - Charlotte								
2,2-Dichloropropane	ND	ug/L	0.50	0.39	1		07/07/21 06:24	594-20-7	
1,1-Dichloropropene	ND	ug/L	0.50	0.43	1		07/07/21 06:24	563-58-6	
cis-1,3-Dichloropropene	ND	ug/L	0.50	0.36	1		07/07/21 06:24	10061-01-5	
trans-1,3-Dichloropropene	ND	ug/L	0.50	0.36	1		07/07/21 06:24	10061-02-6	
Diisopropyl ether	ND	ug/L	0.50	0.31	1		07/07/21 06:24	108-20-3	
Ethylbenzene	ND	ug/L	0.50	0.30	1		07/07/21 06:24	100-41-4	
Hexachloro-1,3-butadiene	ND	ug/L	2.0	1.5	1		07/07/21 06:24	87-68-3	
Isopropylbenzene (Cumene)	ND	ug/L	0.50	0.33	1		07/07/21 06:24	98-82-8	
Methylene Chloride	ND	ug/L	2.0	2.0	1		07/07/21 06:24	75-09-2	
Methyl-tert-butyl ether	ND	ug/L	0.50	0.42	1		07/07/21 06:24	1634-04-4	
Naphthalene	ND	ug/L	2.0	0.64	1		07/07/21 06:24	91-20-3	
n-Propylbenzene	ND	ug/L	0.50	0.34	1		07/07/21 06:24	103-65-1	
Styrene	ND	ug/L	0.50	0.29	1		07/07/21 06:24	100-42-5	
1,1,1,2-Tetrachloroethane	ND	ug/L	0.50	0.31	1		07/07/21 06:24	630-20-6	
1,1,2,2-Tetrachloroethane	ND	ug/L	0.50	0.22	1		07/07/21 06:24	79-34-5	
Tetrachloroethene	ND	ug/L	0.50	0.29	1		07/07/21 06:24	127-18-4	
Toluene	ND	ug/L	0.50	0.48	1		07/07/21 06:24	108-88-3	
1,2,3-Trichlorobenzene	ND	ug/L	2.0	0.81	1		07/07/21 06:24	87-61-6	
1,2,4-Trichlorobenzene	ND	ug/L	2.0	0.64	1		07/07/21 06:24	120-82-1	
1,1,1-Trichloroethane	ND	ug/L	0.50	0.33	1		07/07/21 06:24	71-55-6	
1,1,2-Trichloroethane	ND	ug/L	0.50	0.32	1		07/07/21 06:24	79-00-5	
Trichloroethene	ND	ug/L	0.50	0.38	1		07/07/21 06:24	79-01-6	
Trichlorofluoromethane	ND	ug/L	1.0	0.30	1		07/07/21 06:24	75-69-4	
1,2,3-Trichloropropane	ND	ug/L	0.50	0.26	1		07/07/21 06:24	96-18-4	
1,2,4-Trimethylbenzene	ND	ug/L	0.50	0.50	1		07/07/21 06:24	95-63-6	
1,3,5-Trimethylbenzene	ND	ug/L	0.50	0.33	1		07/07/21 06:24	108-67-8	
Vinyl chloride	ND	ug/L	1.0	0.39	1		07/07/21 06:24	75-01-4	
m&p-Xylene	ND	ug/L	1.0	0.71	1		07/07/21 06:24	179601-23-1	
o-Xylene	ND	ug/L	0.50	0.34	1		07/07/21 06:24	95-47-6	
Surrogates									
1,2-Dichloroethane-d4 (S)	105	%	70-130		1		07/07/21 06:24	17060-07-0	
4-Bromofluorobenzene (S)	97	%	70-130		1		07/07/21 06:24	460-00-4	
Toluene-d8 (S)	100	%	70-130		1		07/07/21 06:24	2037-26-5	

REPORT OF LABORATORY ANALYSIS

This report shall not be reproduced, except in full,
without the written consent of Pace Analytical Services, LLC.

Pace Analytical Services, LLC
9800 Kincey Ave. Suite 100
Huntersville, NC 28078
(704)875-9092

QUALITY CONTROL DATA

Project: 2020-L1-2448 Incident
Pace Project No.: 92547803

QC Batch: 631676
QC Batch Method: MADEP VPH
Analysis Method: MADEP VPH
Analysis Description: VPH NC Water
Laboratory: Pace Analytical Services - Charlotte
Associated Lab Samples: 92547803001

METHOD BLANK: 3318494 Matrix: Water
Associated Lab Samples: 92547803001

Parameter	Units	Blank Result	Reporting Limit	MDL	Analyzed	Qualifiers
Aliphatic (C05-C08)	ug/L	ND	50.0	50.0	07/06/21 15:20	N2
Aromatic (C09-C10)	ug/L	ND	50.0	50.0	07/06/21 15:20	N2
4-Bromofluorobenzene (FID) (S)	%	104	70-130		07/06/21 15:20	
4-Bromofluorobenzene (PID) (S)	%	100	70-130		07/06/21 15:20	

LABORATORY CONTROL SAMPLE & LCSD: 3318495 3318496

Parameter	Units	Spike Conc.	LCS Result	LCSD Result	LCS % Rec	LCSD % Rec	% Rec Limits	RPD	Max RPD	Qualifiers
Aliphatic (C05-C08)	ug/L	300	331	331	110	110	70-130	0	25	N2
Aromatic (C09-C10)	ug/L	100	113	113	113	113	70-130	0	25	N2
4-Bromofluorobenzene (FID) (S)	%				108	105	70-130			
4-Bromofluorobenzene (PID) (S)	%				101	98	70-130			

Results presented on this page are in the units indicated by the "Units" column except where an alternate unit is presented to the right of the result.

REPORT OF LABORATORY ANALYSIS

This report shall not be reproduced, except in full,
without the written consent of Pace Analytical Services, LLC.

Pace Analytical Services, LLC
9800 Kincey Ave. Suite 100
Huntersville, NC 28078
(704)875-9092

QUALITY CONTROL DATA

Project: 2020-L1-2448 Incident
Pace Project No.: 92547803

QC Batch: 632637
QC Batch Method: EPA 3010A
Analysis Method: EPA 6010D
Analysis Description: 6010 MET
Laboratory: Pace Analytical Services - Asheville
Associated Lab Samples: 92547803001

METHOD BLANK: 3323298 Matrix: Water
Associated Lab Samples: 92547803001

Parameter	Units	Blank Result	Reporting Limit	MDL	Analyzed	Qualifiers
Lead	ug/L	ND	5.0	4.5	07/12/21 10:57	

LABORATORY CONTROL SAMPLE: 3323299

Parameter	Units	Spike Conc.	LCS Result	LCS % Rec	% Rec Limits	Qualifiers
Lead	ug/L	500	487	97	80-120	

MATRIX SPIKE & MATRIX SPIKE DUPLICATE: 3323300 3323301

Parameter	Units	92547248002 Result	MS Spike Conc.	MSD Spike Conc.	MS Result	MSD Result	MS % Rec	MSD % Rec	% Rec Limits	RPD	Max RPD	Qual
Lead	ug/L	ND	500	500	476	479	95	95	75-125	1	20	

Results presented on this page are in the units indicated by the "Units" column except where an alternate unit is presented to the right of the result.

REPORT OF LABORATORY ANALYSIS

This report shall not be reproduced, except in full,
without the written consent of Pace Analytical Services, LLC.

Pace Analytical Services, LLC
9800 Kincey Ave. Suite 100
Huntersville, NC 28078
(704)875-9092

QUALITY CONTROL DATA

Project: 2020-L1-2448 Incident
Pace Project No.: 92547803

QC Batch: 631678
QC Batch Method: SM 6200B
Analysis Method: SM 6200B
Analysis Description: 6200B MSV
Laboratory: Pace Analytical Services - Charlotte

Associated Lab Samples: 92547803001

METHOD BLANK: 3318516 Matrix: Water
Associated Lab Samples: 92547803001

Parameter	Units	Blank Result	Reporting Limit	MDL	Analyzed	Qualifiers
1,1,1,2-Tetrachloroethane	ug/L	ND	0.50	0.31	07/06/21 21:42	
1,1,1-Trichloroethane	ug/L	ND	0.50	0.33	07/06/21 21:42	
1,1,2,2-Tetrachloroethane	ug/L	ND	0.50	0.22	07/06/21 21:42	
1,1,2-Trichloroethane	ug/L	ND	0.50	0.32	07/06/21 21:42	
1,1-Dichloroethane	ug/L	ND	0.50	0.37	07/06/21 21:42	
1,1-Dichloroethene	ug/L	ND	0.50	0.35	07/06/21 21:42	
1,1-Dichloropropene	ug/L	ND	0.50	0.43	07/06/21 21:42	
1,2,3-Trichlorobenzene	ug/L	ND	2.0	0.81	07/06/21 21:42	
1,2,3-Trichloropropane	ug/L	ND	0.50	0.26	07/06/21 21:42	
1,2,4-Trichlorobenzene	ug/L	ND	2.0	0.64	07/06/21 21:42	
1,2,4-Trimethylbenzene	ug/L	ND	0.50	0.50	07/06/21 21:42	
1,2-Dibromo-3-chloropropane	ug/L	ND	1.0	0.34	07/06/21 21:42	
1,2-Dibromoethane (EDB)	ug/L	ND	0.50	0.27	07/06/21 21:42	
1,2-Dichlorobenzene	ug/L	ND	0.50	0.34	07/06/21 21:42	
1,2-Dichloroethane	ug/L	ND	0.50	0.32	07/06/21 21:42	
1,2-Dichloropropane	ug/L	ND	0.50	0.36	07/06/21 21:42	
1,3,5-Trimethylbenzene	ug/L	ND	0.50	0.33	07/06/21 21:42	
1,3-Dichlorobenzene	ug/L	ND	0.50	0.34	07/06/21 21:42	
1,3-Dichloropropane	ug/L	ND	0.50	0.28	07/06/21 21:42	
1,4-Dichlorobenzene	ug/L	ND	0.50	0.33	07/06/21 21:42	
2,2-Dichloropropane	ug/L	ND	0.50	0.39	07/06/21 21:42	
2-Chlorotoluene	ug/L	ND	0.50	0.32	07/06/21 21:42	
4-Chlorotoluene	ug/L	ND	0.50	0.32	07/06/21 21:42	
Benzene	ug/L	ND	0.50	0.34	07/06/21 21:42	
Bromobenzene	ug/L	ND	0.50	0.29	07/06/21 21:42	
Bromochloromethane	ug/L	ND	0.50	0.47	07/06/21 21:42	
Bromodichloromethane	ug/L	ND	0.50	0.31	07/06/21 21:42	
Bromoform	ug/L	ND	0.50	0.34	07/06/21 21:42	
Bromomethane	ug/L	ND	5.0	1.7	07/06/21 21:42	
Carbon tetrachloride	ug/L	ND	0.50	0.33	07/06/21 21:42	
Chlorobenzene	ug/L	ND	0.50	0.28	07/06/21 21:42	
Chloroethane	ug/L	ND	1.0	0.65	07/06/21 21:42	
Chloroform	ug/L	ND	0.50	0.35	07/06/21 21:42	
Chloromethane	ug/L	ND	1.0	0.54	07/06/21 21:42	
cis-1,2-Dichloroethene	ug/L	ND	0.50	0.38	07/06/21 21:42	
cis-1,3-Dichloropropene	ug/L	ND	0.50	0.36	07/06/21 21:42	
Dibromochloromethane	ug/L	ND	0.50	0.36	07/06/21 21:42	
Dibromomethane	ug/L	ND	0.50	0.39	07/06/21 21:42	
Dichlorodifluoromethane	ug/L	ND	0.50	0.35	07/06/21 21:42	
Diisopropyl ether	ug/L	ND	0.50	0.31	07/06/21 21:42	

Results presented on this page are in the units indicated by the "Units" column except where an alternate unit is presented to the right of the result.

REPORT OF LABORATORY ANALYSIS

This report shall not be reproduced, except in full,
without the written consent of Pace Analytical Services, LLC.

Pace Analytical Services, LLC
9800 Kincey Ave. Suite 100
Huntersville, NC 28078
(704)875-9092

QUALITY CONTROL DATA

Project: 2020-L1-2448 Incident
Pace Project No.: 92547803

METHOD BLANK: 3318516 Matrix: Water
Associated Lab Samples: 92547803001

Parameter	Units	Blank Result	Reporting Limit	MDL	Analyzed	Qualifiers
Ethylbenzene	ug/L	ND	0.50	0.30	07/06/21 21:42	
Hexachloro-1,3-butadiene	ug/L	ND	2.0	1.5	07/06/21 21:42	
Isopropylbenzene (Cumene)	ug/L	ND	0.50	0.33	07/06/21 21:42	
m&p-Xylene	ug/L	ND	1.0	0.71	07/06/21 21:42	
Methyl-tert-butyl ether	ug/L	ND	0.50	0.42	07/06/21 21:42	
Methylene Chloride	ug/L	ND	2.0	2.0	07/06/21 21:42	
n-Butylbenzene	ug/L	ND	0.50	0.49	07/06/21 21:42	
n-Propylbenzene	ug/L	ND	0.50	0.34	07/06/21 21:42	
Naphthalene	ug/L	ND	2.0	0.64	07/06/21 21:42	
o-Xylene	ug/L	ND	0.50	0.34	07/06/21 21:42	
sec-Butylbenzene	ug/L	ND	0.50	0.40	07/06/21 21:42	
Styrene	ug/L	ND	0.50	0.29	07/06/21 21:42	
tert-Butylbenzene	ug/L	ND	0.50	0.32	07/06/21 21:42	
Tetrachloroethene	ug/L	ND	0.50	0.29	07/06/21 21:42	
Toluene	ug/L	ND	0.50	0.48	07/06/21 21:42	
trans-1,2-Dichloroethene	ug/L	ND	0.50	0.40	07/06/21 21:42	
trans-1,3-Dichloropropene	ug/L	ND	0.50	0.36	07/06/21 21:42	
Trichloroethene	ug/L	ND	0.50	0.38	07/06/21 21:42	
Trichlorofluoromethane	ug/L	ND	1.0	0.30	07/06/21 21:42	
Vinyl chloride	ug/L	ND	1.0	0.39	07/06/21 21:42	
1,2-Dichloroethane-d4 (S)	%	103	70-130		07/06/21 21:42	
4-Bromofluorobenzene (S)	%	96	70-130		07/06/21 21:42	
Toluene-d8 (S)	%	101	70-130		07/06/21 21:42	

LABORATORY CONTROL SAMPLE: 3318517

Parameter	Units	Spike Conc.	LCS Result	LCS % Rec	% Rec Limits	Qualifiers
1,1,1,2-Tetrachloroethane	ug/L	50	48.9	98	60-140	
1,1,1-Trichloroethane	ug/L	50	47.4	95	60-140	
1,1,2,2-Tetrachloroethane	ug/L	50	51.4	103	60-140	
1,1,2-Trichloroethane	ug/L	50	50.1	100	60-140	
1,1-Dichloroethane	ug/L	50	47.2	94	60-140	
1,1-Dichloroethene	ug/L	50	47.0	94	60-140	
1,1-Dichloropropene	ug/L	50	47.3	95	60-140	
1,2,3-Trichlorobenzene	ug/L	50	52.2	104	60-140	
1,2,3-Trichloropropane	ug/L	50	49.0	98	60-140	
1,2,4-Trichlorobenzene	ug/L	50	51.2	102	60-140	
1,2,4-Trimethylbenzene	ug/L	50	45.6	91	60-140	
1,2-Dibromo-3-chloropropane	ug/L	50	61.9	124	60-140	
1,2-Dibromoethane (EDB)	ug/L	50	50.4	101	60-140	
1,2-Dichlorobenzene	ug/L	50	48.1	96	60-140	
1,2-Dichloroethane	ug/L	50	44.3	89	60-140	
1,2-Dichloropropane	ug/L	50	48.1	96	60-140	
1,3,5-Trimethylbenzene	ug/L	50	46.3	93	60-140	

Results presented on this page are in the units indicated by the "Units" column except where an alternate unit is presented to the right of the result.

REPORT OF LABORATORY ANALYSIS

This report shall not be reproduced, except in full,
without the written consent of Pace Analytical Services, LLC.

Pace Analytical Services, LLC
9800 Kincey Ave. Suite 100
Huntersville, NC 28078
(704)875-9092

QUALITY CONTROL DATA

Project: 2020-L1-2448 Incident
Pace Project No.: 92547803

LABORATORY CONTROL SAMPLE: 3318517

Parameter	Units	Spike Conc.	LCS Result	LCS % Rec	% Rec Limits	Qualifiers
1,3-Dichlorobenzene	ug/L	50	47.4	95	60-140	
1,3-Dichloropropane	ug/L	50	48.1	96	60-140	
1,4-Dichlorobenzene	ug/L	50	49.1	98	60-140	
2,2-Dichloropropane	ug/L	50	48.5	97	60-140	
2-Chlorotoluene	ug/L	50	47.5	95	60-140	
4-Chlorotoluene	ug/L	50	46.5	93	60-140	
Benzene	ug/L	50	45.7	91	60-140	
Bromobenzene	ug/L	50	49.0	98	60-140	
Bromochloromethane	ug/L	50	49.5	99	60-140	
Bromodichloromethane	ug/L	50	48.9	98	60-140	
Bromoform	ug/L	50	53.2	106	60-140	
Bromomethane	ug/L	50	43.5	87	60-140	
Carbon tetrachloride	ug/L	50	47.0	94	60-140	
Chlorobenzene	ug/L	50	46.6	93	60-140	
Chloroethane	ug/L	50	43.3	87	60-140	
Chloroform	ug/L	50	45.8	92	60-140	
Chloromethane	ug/L	50	46.4	93	60-140	
cis-1,2-Dichloroethene	ug/L	50	46.4	93	60-140	
cis-1,3-Dichloropropene	ug/L	50	48.9	98	60-140	
Dibromochloromethane	ug/L	50	50.9	102	60-140	
Dibromomethane	ug/L	50	48.6	97	60-140	
Dichlorodifluoromethane	ug/L	50	46.8	94	60-140	
Diisopropyl ether	ug/L	50	45.5	91	60-140	
Ethylbenzene	ug/L	50	46.1	92	60-140	
Hexachloro-1,3-butadiene	ug/L	50	46.5	93	60-140	
Isopropylbenzene (Cumene)	ug/L	50	47.1	94	60-140	
m&p-Xylene	ug/L	100	91.4	91	60-140	
Methyl-tert-butyl ether	ug/L	50	49.5	99	60-140	
Methylene Chloride	ug/L	50	50.2	100	60-140	
n-Butylbenzene	ug/L	50	45.8	92	60-140	
n-Propylbenzene	ug/L	50	45.8	92	60-140	
Naphthalene	ug/L	50	54.1	108	60-140	
o-Xylene	ug/L	50	46.1	92	60-140	
sec-Butylbenzene	ug/L	50	44.5	89	60-140	
Styrene	ug/L	50	48.5	97	60-140	
tert-Butylbenzene	ug/L	50	39.2	78	60-140	
Tetrachloroethene	ug/L	50	46.0	92	60-140	
Toluene	ug/L	50	43.3	87	60-140	
trans-1,2-Dichloroethene	ug/L	50	47.4	95	60-140	
trans-1,3-Dichloropropene	ug/L	50	50.4	101	60-140	
Trichloroethene	ug/L	50	45.8	92	60-140	
Trichlorofluoromethane	ug/L	50	41.1	82	60-140	
Vinyl chloride	ug/L	50	48.1	96	60-140	
1,2-Dichloroethane-d4 (S)	%			98	70-130	
4-Bromofluorobenzene (S)	%			99	70-130	
Toluene-d8 (S)	%			100	70-130	

Results presented on this page are in the units indicated by the "Units" column except where an alternate unit is presented to the right of the result.

REPORT OF LABORATORY ANALYSIS

This report shall not be reproduced, except in full,
without the written consent of Pace Analytical Services, LLC.

Pace Analytical Services, LLC
9800 Kincey Ave. Suite 100
Huntersville, NC 28078
(704)875-9092

QUALITY CONTROL DATA

Project: 2020-L1-2448 Incident
Pace Project No.: 92547803

MATRIX SPIKE & MATRIX SPIKE DUPLICATE: 3318518 3318519

Parameter	Units	92547763001 Result	MS Spike Conc.	MSD Spike Conc.	MS Result	MSD Result	MS % Rec	MSD % Rec	% Rec Limits	RPD	Max RPD	Qual
1,1,1,2-Tetrachloroethane	ug/L	ND	20	20	19.9	19.9	99	100	60-140	0	30	
1,1,1-Trichloroethane	ug/L	ND	20	20	21.3	21.0	106	105	60-140	1	30	
1,1,2,2-Tetrachloroethane	ug/L	ND	20	20	19.7	20.0	98	100	60-140	2	30	
1,1,2-Trichloroethane	ug/L	ND	20	20	20.2	20.1	101	100	60-140	0	30	
1,1-Dichloroethane	ug/L	ND	20	20	20.6	20.6	103	103	60-140	0	30	
1,1-Dichloroethene	ug/L	ND	20	20	20.9	20.8	105	104	60-140	0	30	
1,1-Dichloropropene	ug/L	ND	20	20	20.9	20.7	104	103	60-140	1	30	
1,2,3-Trichlorobenzene	ug/L	ND	20	20	20.5	20.7	102	103	60-140	1	30	
1,2,3-Trichloropropane	ug/L	ND	20	20	19.2	19.2	96	96	60-140	0	30	
1,2,4-Trichlorobenzene	ug/L	ND	20	20	19.9	20.1	99	101	60-140	1	30	
1,2,4-Trimethylbenzene	ug/L	ND	20	20	18.2	18.1	91	90	60-140	1	30	
1,2-Dibromo-3-chloropropane	ug/L	ND	20	20	20.6	20.9	103	105	60-140	2	30	
1,2-Dibromoethane (EDB)	ug/L	ND	20	20	19.9	20.5	100	103	60-140	3	30	
1,2-Dichlorobenzene	ug/L	ND	20	20	18.3	18.2	92	91	60-140	1	30	
1,2-Dichloroethane	ug/L	ND	20	20	18.2	18.5	91	92	60-140	1	30	
1,2-Dichloropropane	ug/L	ND	20	20	20.0	20.6	100	103	60-140	3	30	
1,3,5-Trimethylbenzene	ug/L	ND	20	20	19.1	18.9	95	94	60-140	1	30	
1,3-Dichlorobenzene	ug/L	ND	20	20	18.6	18.2	93	91	60-140	2	30	
1,3-Dichloropropane	ug/L	ND	20	20	19.3	19.5	96	98	60-140	1	30	
1,4-Dichlorobenzene	ug/L	ND	20	20	19.0	18.5	95	93	60-140	2	30	
2,2-Dichloropropane	ug/L	ND	20	20	22.0	21.8	110	109	60-140	1	30	
2-Chlorotoluene	ug/L	ND	20	20	18.9	18.8	94	94	60-140	1	30	
4-Chlorotoluene	ug/L	ND	20	20	18.0	17.6	90	88	60-140	2	30	
Benzene	ug/L	ND	20	20	19.8	19.9	99	99	60-140	0	30	
Bromobenzene	ug/L	ND	20	20	19.4	19.2	97	96	60-140	1	30	
Bromochloromethane	ug/L	ND	20	20	20.5	20.3	102	102	60-140	1	30	
Bromodichloromethane	ug/L	ND	20	20	20.3	20.4	102	102	60-140	0	30	
Bromoform	ug/L	ND	20	20	20.0	20.4	100	102	60-140	2	30	
Bromomethane	ug/L	ND	20	20	21.3	21.4	107	107	60-140	0	30	
Carbon tetrachloride	ug/L	ND	20	20	20.5	21.3	103	106	60-140	4	30	
Chlorobenzene	ug/L	ND	20	20	19.4	19.5	97	97	60-140	1	30	
Chloroethane	ug/L	ND	20	20	21.7	21.5	108	107	60-140	1	30	
Chloroform	ug/L	ND	20	20	20.8	20.8	103	103	60-140	0	30	
Chloromethane	ug/L	ND	20	20	19.6	19.5	98	97	60-140	1	30	
cis-1,2-Dichloroethene	ug/L	ND	20	20	20.1	20.3	101	101	60-140	1	30	
cis-1,3-Dichloropropene	ug/L	ND	20	20	20.3	20.1	102	101	60-140	1	30	
Dibromochloromethane	ug/L	ND	20	20	20.4	20.6	102	103	60-140	1	30	
Dibromomethane	ug/L	ND	20	20	20.2	20.3	101	101	60-140	0	30	
Dichlorodifluoromethane	ug/L	ND	20	20	18.2	17.7	91	89	60-140	3	30	
Diisopropyl ether	ug/L	ND	20	20	19.1	19.0	96	95	60-140	1	30	
Ethylbenzene	ug/L	ND	20	20	19.5	19.5	97	98	60-140	0	30	
Hexachloro-1,3-butadiene	ug/L	ND	20	20	21.3	20.7	107	103	60-140	3	30	
Isopropylbenzene (Cumene)	ug/L	ND	20	20	20.0	20.1	100	100	60-140	0	30	
m&p-Xylene	ug/L	ND	40	40	38.5	38.4	96	96	60-140	0	30	

Results presented on this page are in the units indicated by the "Units" column except where an alternate unit is presented to the right of the result.

REPORT OF LABORATORY ANALYSIS

This report shall not be reproduced, except in full,
without the written consent of Pace Analytical Services, LLC.

Pace Analytical Services, LLC
9800 Kincey Ave. Suite 100
Huntersville, NC 28078
(704)875-9092

QUALITY CONTROL DATA

Project: 2020-L1-2448 Incident
Pace Project No.: 92547803

MATRIX SPIKE & MATRIX SPIKE DUPLICATE: 3318518 3318519

Parameter	Units	92547763001 Result	MS Spike Conc.	MSD Spike Conc.	MS Result	MSD Result	MS % Rec	MSD % Rec	% Rec Limits	RPD	Max RPD	Qual
Methyl-tert-butyl ether	ug/L	ND	20	20	19.7	19.8	99	99	60-140	0	30	
Methylene Chloride	ug/L	ND	20	20	20.4	20.2	102	101	60-140	1	30	
n-Butylbenzene	ug/L	ND	20	20	19.5	19.2	98	96	60-140	1	30	
n-Propylbenzene	ug/L	ND	20	20	19.0	18.8	95	94	60-140	1	30	
Naphthalene	ug/L	ND	20	20	18.7	18.7	93	94	60-140	0	30	
o-Xylene	ug/L	ND	20	20	19.0	19.3	95	97	60-140	2	30	
sec-Butylbenzene	ug/L	ND	20	20	19.0	18.6	95	93	60-140	2	30	
Styrene	ug/L	ND	20	20	19.1	19.4	96	97	60-140	1	30	
tert-Butylbenzene	ug/L	ND	20	20	16.5	16.4	83	82	60-140	1	30	
Tetrachloroethene	ug/L	ND	20	20	19.4	19.8	97	99	60-140	2	30	
Toluene	ug/L	ND	20	20	19.1	19.0	96	95	60-140	0	30	
trans-1,2-Dichloroethene	ug/L	ND	20	20	20.9	21.2	105	106	60-140	1	30	
trans-1,3-Dichloropropene	ug/L	ND	20	20	20.0	20.1	100	101	60-140	1	30	
Trichloroethene	ug/L	ND	20	20	20.3	20.2	101	101	60-140	1	30	
Trichlorofluoromethane	ug/L	ND	20	20	20.4	20.2	102	101	60-140	1	30	
Vinyl chloride	ug/L	ND	20	20	20.6	20.7	103	103	60-140	0	30	
1,2-Dichloroethane-d4 (S)	%						105	100	70-130			
4-Bromofluorobenzene (S)	%						99	101	70-130			
Toluene-d8 (S)	%						100	100	70-130			

Results presented on this page are in the units indicated by the "Units" column except where an alternate unit is presented to the right of the result.

REPORT OF LABORATORY ANALYSIS

This report shall not be reproduced, except in full,
without the written consent of Pace Analytical Services, LLC.

Pace Analytical Services, LLC
9800 Kincey Ave. Suite 100
Huntersville, NC 28078
(704)875-9092

QUALIFIERS

Project: 2020-L1-2448 Incident
Pace Project No.: 92547803

DEFINITIONS

DF - Dilution Factor, if reported, represents the factor applied to the reported data due to dilution of the sample aliquot.

ND - Not Detected at or above adjusted reporting limit.

TNTC - Too Numerous To Count

J - Estimated concentration above the adjusted method detection limit and below the adjusted reporting limit.

MDL - Adjusted Method Detection Limit.

PQL - Practical Quantitation Limit.

RL - Reporting Limit - The lowest concentration value that meets project requirements for quantitative data with known precision and bias for a specific analyte in a specific matrix.

S - Surrogate

1,2-Diphenylhydrazine decomposes to and cannot be separated from Azobenzene using Method 8270. The result for each analyte is a combined concentration.

Consistent with EPA guidelines, unrounded data are displayed and have been used to calculate % recovery and RPD values.

LCS(D) - Laboratory Control Sample (Duplicate)

MS(D) - Matrix Spike (Duplicate)

DUP - Sample Duplicate

RPD - Relative Percent Difference

NC - Not Calculable.

SG - Silica Gel - Clean-Up

U - Indicates the compound was analyzed for, but not detected.

Acid preservation may not be appropriate for 2 Chloroethylvinyl ether.

A separate vial preserved to a pH of 4-5 is recommended in SW846 Chapter 4 for the analysis of Acrolein and Acrylonitrile by EPA Method 8260.

N-Nitrosodiphenylamine decomposes and cannot be separated from Diphenylamine using Method 8270. The result reported for each analyte is a combined concentration.

Pace Analytical is TNI accredited. Contact your Pace PM for the current list of accredited analytes.

TNI - The NELAC Institute.

ANALYTE QUALIFIERS

N2	The lab does not hold NELAC/TNI accreditation for this parameter but other accreditations/certifications may apply. A complete list of accreditations/certifications is available upon request.

This report shall not be reproduced, except in full,
without the written consent of Pace Analytical Services, LLC.

Pace Analytical Services, LLC
9800 Kincey Ave. Suite 100
Huntersville, NC 28078
(704)875-9092

QUALITY CONTROL DATA CROSS REFERENCE TABLE

Project: 2020-L1-2448 Incident
Pace Project No.: 92547803

Lab ID	Sample ID	QC Batch Method	QC Batch	Analytical Method	Analytical Batch
92547803001	**14226_HC_RD_20210706**	MADEP VPH	631676		
92547803001	**14226_HC_RD_20210706**	EPA 3010A	632637	EPA 6010D	632655
92547803001	**14226_HC_RD_20210706**	SM 6200B	631678		

REPORT OF LABORATORY ANALYSIS

This report shall not be reproduced, except in full,
without the written consent of Pace Analytical Services, LLC.

Pace Analytical

CHAIN-OF-CUSTODY Analytical Request Document

Chain-of-Custody is a LEGAL DOCUMENT - Complete all relevent fields

LAB USE ONLY- Affix Workord... Workorder Number or

WO# : 92547803

92547803

ALL SHADED

Container Preservative Type *

Company: Apex Companies	Billing Information:
Address:	
Report To: Andrew Street	Email To: Andrew.Street@apexcos.com
Copy To:	Site Collection Info/Address: 14226 Huntersville Concord Rd
Customer Project Name/Number: 2020-L1-2448 Incident	State: NC County/City: Huntersville Time Zone Collected: [ ] PT [ ] MT [ ] CT [ ] ET
Phone: Email:	Site/Facility ID #: Compliance Monitoring? [ ] Yes [ ] No
Collected By (print): Naomi Fretz	Purchase Order #: Quote #: DW PWS ID #: DW Location Code:
Collected By (signature): Naomi Fretz	Turnaround Date Required: ASAP Immediately Packed on Ice: [ ] Yes [ ] No
Sample Disposal: [ ] Dispose as appropriate [ ] Return [ ] Archive: ____ [ ] Hold: ____	Rush: [ ] Same Day [ ] Next Day [ ] 2 Day [ ] 3 Day [ ] 4 Day [ ] 5 Day (Expedite Charges Apply) Field Filtered (if applicable): [ ] Yes [ ] No Analysis: ____

** Preservative Types: (1) nitric acid, (2) sulfuric acid, (3) hydrochloric acid, (4) sodium hydroxide, (5) zinc acetate, (6) methanol, (7) sodium bisulfate, (8) sodium thiosulfate, (9) hexane, (A) ascorbic acid, (B) ammonium sulfate, (C) ammonium hydroxide, (D) TSP, (U) Unpreserved, (O) Other ____

* Matrix Codes (Insert in Matrix box below): Drinking Water (DW), Ground Water (GW), Wastewater (WW), Product (P), Soil/Solid (SL), Oil (OL), Wipe (WP), Air (AR), Tissue (TS), Bioassay (B), Vapor (V), Other (OT)

Analyses

Customer Sample ID	Matrix *	Comp / Grab	Collected (or Composite Start) Date	Collected (or Composite Start) Time	Composite End Date	Composite End Time	Res Cl	# of Ctns	VOCs 6200B	MADEP VPH	Lead
14226_HC_PD_20210706	DW	G	7-6-21	0925				8	X	X	X

Lab Profile/Line:

Lab Sample Receipt Checklist:

Custody Seals Present/Intact	Y (N) NA
Custody Signatures Present	(Y) N NA
Collector Signature Present	(Y) N NA
Bottles Intact	(Y) N NA
Correct Bottles	(Y) N NA
Sufficient Volume	(Y) N NA
Samples Received on Ice	(Y) N NA
VOA - Headspace Acceptable	(Y) N NA
USDA Regulated Soils	Y (N) NA
Samples in Holding Time	(Y) N NA
Residual Chlorine Present	Y N (NA)
Cl Strips: ____	
Sample pH Acceptable	(Y) N NA
pH Strips: 223819 AV	
Sulfide Present	Y N (NA)
Lead Acetate Strips: ____	

LAB USE ONLY:
Lab Sample # / Comments:

92547803
001

Customer Remarks / Special Conditions / Possible Hazards:

Type of Ice Used: (Wet) Blue Dry None

Packing Material Used:

Radchem sample(s) screened (<500 cpm): Y N (NA)

SHORT HOLDS PRESENT (<72 hours): Y (N) N/A

Lab Tracking #: 2632736

Samples received via: FEDEX UPS (Client) Courier Pace Courier

Lab Sample Temperature Info:
Temp Blank Received: Y (N) NA
Therm ID#: 92T084
Cooler 1 Temp Upon Receipt: 2.1 oC
Cooler 1 Therm Corr. Factor: -.1 oC
Cooler 1 Corrected Temp: 2.0 oC
Comments:

Relinquished by/Company: (Signature)	Date/Time:	Received by/Company: (Signature)	Date/Time:
Naomi Fretz / Apex	7-6-21 1230	HD PACE HCL	7/6/21 1230
Relinquished by/Company: (Signature)	Date/Time:	Received by/Company: (Signature)	Date/Time:
Relinquished by/Company: (Signature)	Date/Time:	Received by/Company: (Signature)	Date/Time:

MTJL LAB USE ONLY
Table #:
Acctnum:
Template:
Prelogin:
PM:
PB:

Trip Blank Received: Y (N) NA
HCL MeOH TSP Other

Non Conformance(s): YES / (NO)

Page: ____ of: ____

Pace Analytical Services, LLC
9800 Kincey Ave. Suite 100
Huntersville, NC 28078
(704)875-9092

July 12, 2021

Andrew Street
Apex Companies - NC
5900 Northwoods Business Pkwy
Suite 5900-0
Charlotte, NC 28269

RE: Project: 2020-L1-2448 Incident
Pace Project No.: 92547811

Dear Andrew Street:

Enclosed are the analytical results for sample(s) received by the laboratory on July 06, 2021. The results relate only to the samples included in this report. Results reported herein conform to the applicable TNI/NELAC Standards and the laboratory's Quality Manual, where applicable, unless otherwise noted in the body of the report.

The test results provided in this final report were generated by each of the following laboratories within the Pace Network:

- Pace Analytical Services - Asheville
- Pace Analytical Services - Charlotte

If you have any questions concerning this report, please feel free to contact me.

Sincerely,

Angela M. Baioni

Angela Baioni
angela.baioni@pacelabs.com
(704)875-9092
Project Manager

Enclosures

cc: J Culbreath, Colonial Pipeline Company
Naomi Fretz, APEX Companies, LLC
Robert Hughes, Colonial Pipeline
Cameron Lee, Montrose-EPS
Jamie Moran, APEX Companies, LLC
Jeff Morrison, Colonial Pipeline Company
Tom Naumann, APEX Companies - NC
Joe Nicolette, Montrose-EPS
Christopher Schultz, Apex Companies
Matt Teixeira, Apex Companies, LLC
Michael Verdon, Colonial Pipeline Company
JM Wyatt, Colonial Pipeline Company

REPORT OF LABORATORY ANALYSIS

This report shall not be reproduced, except in full,
without the written consent of Pace Analytical Services, LLC.

Pace Analytical Services, LLC
9800 Kincey Ave. Suite 100
Huntersville, NC 28078
(704)875-9092

CERTIFICATIONS

Project: 2020-L1-2448 Incident
Pace Project No.: 92547811

Pace Analytical Services Charlotte

9800 Kincey Ave. Ste 100, Huntersville, NC 28078
Louisiana/NELAP Certification # LA170028
North Carolina Drinking Water Certification #: 37706
North Carolina Field Services Certification #: 5342
North Carolina Wastewater Certification #: 12
South Carolina Certification #: 99006001
Florida/NELAP Certification #: E87627
Kentucky UST Certification #: 84
Virginia/VELAP Certification #: 460221

Pace Analytical Services Asheville

2225 Riverside Drive, Asheville, NC 28804
Florida/NELAP Certification #: E87648
North Carolina Drinking Water Certification #: 37712
North Carolina Wastewater Certification #: 40
South Carolina Certification #: 99030001
Virginia/VELAP Certification #: 460222

This report shall not be reproduced, except in full,
without the written consent of Pace Analytical Services, LLC.

Pace Analytical Services, LLC
9800 Kincey Ave. Suite 100
Huntersville, NC 28078
(704)875-9092

SAMPLE SUMMARY

Project: 2020-L1-2448 Incident
Pace Project No.: 92547811

Lab ID	Sample ID	Matrix	Date Collected	Date Received
92547811001	**14401_HC_RD_20210706**	Water	07/06/21 08:30	07/06/21 12:30

This report shall not be reproduced, except in full,
without the written consent of Pace Analytical Services, LLC.

Pace Analytical Services, LLC
9800 Kincey Ave. Suite 100
Huntersville, NC 28078
(704)875-9092

SAMPLE ANALYTE COUNT

Project: 2020-L1-2448 Incident
Pace Project No.: 92547811

Lab ID	Sample ID	Method	Analysts	Analytes Reported	Laboratory
92547811001	**14401_HC_RD_20210706**	MADEP VPH	MAD	6	PASI-C
		EPA 6010D	CBV	1	PASI-A
		SM 6200B	SAS	63	PASI-C

PASI-A = Pace Analytical Services - Asheville
PASI-C = Pace Analytical Services - Charlotte

This report shall not be reproduced, except in full,
without the written consent of Pace Analytical Services, LLC.

Pace Analytical Services, LLC
9800 Kincey Ave. Suite 100
Huntersville, NC 28078
(704)875-9092

ANALYTICAL RESULTS

Project: 2020-L1-2448 Incident
Pace Project No.: 92547811

Sample: 14401_HC_RD_20210706 **Lab ID: 92547811001** Collected: 07/06/21 08:30 Received: 07/06/21 12:30 Matrix: Water

Parameters	Results	Units	Report Limit	MDL	DF	Prepared	Analyzed	CAS No.	Qual
VPH NC Water	Analytical Method: MADEP VPH Pace Analytical Services - Charlotte								
Total VPH (C5-C12)	ND	ug/L	50.0	50.0	1		07/06/21 22:58		N2
Aliphatic (C05-C08)	ND	ug/L	50.0	50.0	1		07/06/21 22:58		N2
Aliphatic(C09-C12) Adjusted	ND	ug/L	50.0	50.0	1		07/06/21 22:58		N2
Aromatic (C09-C10)	ND	ug/L	50.0	50.0	1		07/06/21 22:58		N2
Surrogates									
4-Bromofluorobenzene (FID) (S)	104	%	70-130		1		07/06/21 22:58	460-00-4	
4-Bromofluorobenzene (PID) (S)	100	%	70-130		1		07/06/21 22:58	460-00-4	
6010 MET ICP	Analytical Method: EPA 6010D Preparation Method: EPA 3010A Pace Analytical Services - Asheville								
Lead	ND	ug/L	5.0	4.5	1	07/11/21 17:40	07/12/21 13:45	7439-92-1	
6200B MSV	Analytical Method: SM 6200B Pace Analytical Services - Charlotte								
Benzene	ND	ug/L	0.50	0.34	1		07/07/21 06:42	71-43-2	
Bromobenzene	ND	ug/L	0.50	0.29	1		07/07/21 06:42	108-86-1	
Bromochloromethane	ND	ug/L	0.50	0.47	1		07/07/21 06:42	74-97-5	
Bromodichloromethane	ND	ug/L	0.50	0.31	1		07/07/21 06:42	75-27-4	
Bromoform	ND	ug/L	0.50	0.34	1		07/07/21 06:42	75-25-2	
Bromomethane	ND	ug/L	5.0	1.7	1		07/07/21 06:42	74-83-9	
n-Butylbenzene	ND	ug/L	0.50	0.49	1		07/07/21 06:42	104-51-8	
sec-Butylbenzene	ND	ug/L	0.50	0.40	1		07/07/21 06:42	135-98-8	
tert-Butylbenzene	ND	ug/L	0.50	0.32	1		07/07/21 06:42	98-06-6	
Carbon tetrachloride	ND	ug/L	0.50	0.33	1		07/07/21 06:42	56-23-5	
Chlorobenzene	ND	ug/L	0.50	0.28	1		07/07/21 06:42	108-90-7	
Chloroethane	ND	ug/L	1.0	0.65	1		07/07/21 06:42	75-00-3	
Chloroform	ND	ug/L	0.50	0.35	1		07/07/21 06:42	67-66-3	
Chloromethane	ND	ug/L	1.0	0.54	1		07/07/21 06:42	74-87-3	
2-Chlorotoluene	ND	ug/L	0.50	0.32	1		07/07/21 06:42	95-49-8	
4-Chlorotoluene	ND	ug/L	0.50	0.32	1		07/07/21 06:42	106-43-4	
1,2-Dibromo-3-chloropropane	ND	ug/L	1.0	0.34	1		07/07/21 06:42	96-12-8	
Dibromochloromethane	ND	ug/L	0.50	0.36	1		07/07/21 06:42	124-48-1	
1,2-Dibromoethane (EDB)	ND	ug/L	0.50	0.27	1		07/07/21 06:42	106-93-4	
Dibromomethane	ND	ug/L	0.50	0.39	1		07/07/21 06:42	74-95-3	
1,2-Dichlorobenzene	ND	ug/L	0.50	0.34	1		07/07/21 06:42	95-50-1	
1,3-Dichlorobenzene	ND	ug/L	0.50	0.34	1		07/07/21 06:42	541-73-1	
1,4-Dichlorobenzene	ND	ug/L	0.50	0.33	1		07/07/21 06:42	106-46-7	
Dichlorodifluoromethane	ND	ug/L	0.50	0.35	1		07/07/21 06:42	75-71-8	
1,1-Dichloroethane	ND	ug/L	0.50	0.37	1		07/07/21 06:42	75-34-3	
1,2-Dichloroethane	ND	ug/L	0.50	0.32	1		07/07/21 06:42	107-06-2	
1,1-Dichloroethene	ND	ug/L	0.50	0.35	1		07/07/21 06:42	75-35-4	
cis-1,2-Dichloroethene	ND	ug/L	0.50	0.38	1		07/07/21 06:42	156-59-2	
trans-1,2-Dichloroethene	ND	ug/L	0.50	0.40	1		07/07/21 06:42	156-60-5	
1,2-Dichloropropane	ND	ug/L	0.50	0.36	1		07/07/21 06:42	78-87-5	
1,3-Dichloropropane	ND	ug/L	0.50	0.28	1		07/07/21 06:42	142-28-9	

REPORT OF LABORATORY ANALYSIS

This report shall not be reproduced, except in full,
without the written consent of Pace Analytical Services, LLC.

Pace Analytical Services, LLC
9800 Kincey Ave. Suite 100
Huntersville, NC 28078
(704)875-9092

ANALYTICAL RESULTS

Project: 2020-L1-2448 Incident
Pace Project No.: 92547811

Sample: 14401_HC_RD_20210706 **Lab ID: 92547811001** Collected: 07/06/21 08:30 Received: 07/06/21 12:30 Matrix: Water

Parameters	Results	Units	Report Limit	MDL	DF	Prepared	Analyzed	CAS No.	Qual
6200B MSV	Analytical Method: SM 6200B Pace Analytical Services - Charlotte								
2,2-Dichloropropane	ND	ug/L	0.50	0.39	1		07/07/21 06:42	594-20-7	
1,1-Dichloropropene	ND	ug/L	0.50	0.43	1		07/07/21 06:42	563-58-6	
cis-1,3-Dichloropropene	ND	ug/L	0.50	0.36	1		07/07/21 06:42	10061-01-5	
trans-1,3-Dichloropropene	ND	ug/L	0.50	0.36	1		07/07/21 06:42	10061-02-6	
Diisopropyl ether	ND	ug/L	0.50	0.31	1		07/07/21 06:42	108-20-3	
Ethylbenzene	ND	ug/L	0.50	0.30	1		07/07/21 06:42	100-41-4	
Hexachloro-1,3-butadiene	ND	ug/L	2.0	1.5	1		07/07/21 06:42	87-68-3	
Isopropylbenzene (Cumene)	ND	ug/L	0.50	0.33	1		07/07/21 06:42	98-82-8	
Methylene Chloride	ND	ug/L	2.0	2.0	1		07/07/21 06:42	75-09-2	
Methyl-tert-butyl ether	ND	ug/L	0.50	0.42	1		07/07/21 06:42	1634-04-4	
Naphthalene	ND	ug/L	2.0	0.64	1		07/07/21 06:42	91-20-3	
n-Propylbenzene	ND	ug/L	0.50	0.34	1		07/07/21 06:42	103-65-1	
Styrene	ND	ug/L	0.50	0.29	1		07/07/21 06:42	100-42-5	
1,1,1,2-Tetrachloroethane	ND	ug/L	0.50	0.31	1		07/07/21 06:42	630-20-6	
1,1,2,2-Tetrachloroethane	ND	ug/L	0.50	0.22	1		07/07/21 06:42	79-34-5	
Tetrachloroethene	ND	ug/L	0.50	0.29	1		07/07/21 06:42	127-18-4	
Toluene	ND	ug/L	0.50	0.48	1		07/07/21 06:42	108-88-3	
1,2,3-Trichlorobenzene	ND	ug/L	2.0	0.81	1		07/07/21 06:42	87-61-6	
1,2,4-Trichlorobenzene	ND	ug/L	2.0	0.64	1		07/07/21 06:42	120-82-1	
1,1,1-Trichloroethane	ND	ug/L	0.50	0.33	1		07/07/21 06:42	71-55-6	
1,1,2-Trichloroethane	ND	ug/L	0.50	0.32	1		07/07/21 06:42	79-00-5	
Trichloroethene	ND	ug/L	0.50	0.38	1		07/07/21 06:42	79-01-6	
Trichlorofluoromethane	ND	ug/L	1.0	0.30	1		07/07/21 06:42	75-69-4	
1,2,3-Trichloropropane	ND	ug/L	0.50	0.26	1		07/07/21 06:42	96-18-4	
1,2,4-Trimethylbenzene	ND	ug/L	0.50	0.50	1		07/07/21 06:42	95-63-6	
1,3,5-Trimethylbenzene	ND	ug/L	0.50	0.33	1		07/07/21 06:42	108-67-8	
Vinyl chloride	ND	ug/L	1.0	0.39	1		07/07/21 06:42	75-01-4	
m&p-Xylene	ND	ug/L	1.0	0.71	1		07/07/21 06:42	179601-23-1	
o-Xylene	ND	ug/L	0.50	0.34	1		07/07/21 06:42	95-47-6	
Surrogates									
1,2-Dichloroethane-d4 (S)	104	%	70-130		1		07/07/21 06:42	17060-07-0	
4-Bromofluorobenzene (S)	98	%	70-130		1		07/07/21 06:42	460-00-4	
Toluene-d8 (S)	101	%	70-130		1		07/07/21 06:42	2037-26-5	

REPORT OF LABORATORY ANALYSIS

This report shall not be reproduced, except in full,
without the written consent of Pace Analytical Services, LLC.

Pace Analytical Services, LLC
9800 Kincey Ave. Suite 100
Huntersville, NC 28078
(704)875-9092

QUALITY CONTROL DATA

Project: 2020-L1-2448 Incident
Pace Project No.: 92547811

QC Batch: 631676
QC Batch Method: MADEP VPH
Analysis Method: MADEP VPH
Analysis Description: VPH NC Water
Laboratory: Pace Analytical Services - Charlotte
Associated Lab Samples: 92547811001

METHOD BLANK: 3318494 Matrix: Water
Associated Lab Samples: 92547811001

Parameter	Units	Blank Result	Reporting Limit	MDL	Analyzed	Qualifiers
Aliphatic (C05-C08)	ug/L	ND	50.0	50.0	07/06/21 15:20	N2
Aromatic (C09-C10)	ug/L	ND	50.0	50.0	07/06/21 15:20	N2
4-Bromofluorobenzene (FID) (S)	%	104	70-130		07/06/21 15:20	
4-Bromofluorobenzene (PID) (S)	%	100	70-130		07/06/21 15:20	

LABORATORY CONTROL SAMPLE & LCSD: 3318495 3318496

Parameter	Units	Spike Conc.	LCS Result	LCSD Result	LCS % Rec	LCSD % Rec	% Rec Limits	RPD	Max RPD	Qualifiers
Aliphatic (C05-C08)	ug/L	300	331	331	110	110	70-130	0	25	N2
Aromatic (C09-C10)	ug/L	100	113	113	113	113	70-130	0	25	N2
4-Bromofluorobenzene (FID) (S)	%				108	105	70-130			
4-Bromofluorobenzene (PID) (S)	%				101	98	70-130			

Results presented on this page are in the units indicated by the "Units" column except where an alternate unit is presented to the right of the result.

REPORT OF LABORATORY ANALYSIS

This report shall not be reproduced, except in full,
without the written consent of Pace Analytical Services, LLC.

Pace Analytical Services, LLC
9800 Kincey Ave. Suite 100
Huntersville, NC 28078
(704)875-9092

QUALITY CONTROL DATA

Project: 2020-L1-2448 Incident
Pace Project No.: 92547811

QC Batch: 632637
QC Batch Method: EPA 3010A
Analysis Method: EPA 6010D
Analysis Description: 6010 MET
Laboratory: Pace Analytical Services - Asheville
Associated Lab Samples: 92547811001

METHOD BLANK: 3323298 Matrix: Water
Associated Lab Samples: 92547811001

Parameter	Units	Blank Result	Reporting Limit	MDL	Analyzed	Qualifiers
Lead	ug/L	ND	5.0	4.5	07/12/21 10:57	

LABORATORY CONTROL SAMPLE: 3323299

Parameter	Units	Spike Conc.	LCS Result	LCS % Rec	% Rec Limits	Qualifiers
Lead	ug/L	500	487	97	80-120	

MATRIX SPIKE & MATRIX SPIKE DUPLICATE: 3323300 3323301

Parameter	Units	92547248002 Result	MS Spike Conc.	MSD Spike Conc.	MS Result	MSD Result	MS % Rec	MSD % Rec	% Rec Limits	RPD	Max RPD	Qual
Lead	ug/L	ND	500	500	476	479	95	95	75-125	1	20	

Results presented on this page are in the units indicated by the "Units" column except where an alternate unit is presented to the right of the result.

REPORT OF LABORATORY ANALYSIS

This report shall not be reproduced, except in full,
without the written consent of Pace Analytical Services, LLC.

Pace Analytical Services, LLC
9800 Kincey Ave. Suite 100
Huntersville, NC 28078
(704)875-9092

QUALITY CONTROL DATA

Project: 2020-L1-2448 Incident
Pace Project No.: 92547811

QC Batch: 631678
QC Batch Method: SM 6200B
Analysis Method: SM 6200B
Analysis Description: 6200B MSV
Laboratory: Pace Analytical Services - Charlotte

Associated Lab Samples: 92547811001

METHOD BLANK: 3318516 Matrix: Water
Associated Lab Samples: 92547811001

Parameter	Units	Blank Result	Reporting Limit	MDL	Analyzed	Qualifiers
1,1,1,2-Tetrachloroethane	ug/L	ND	0.50	0.31	07/06/21 21:42	
1,1,1-Trichloroethane	ug/L	ND	0.50	0.33	07/06/21 21:42	
1,1,2,2-Tetrachloroethane	ug/L	ND	0.50	0.22	07/06/21 21:42	
1,1,2-Trichloroethane	ug/L	ND	0.50	0.32	07/06/21 21:42	
1,1-Dichloroethane	ug/L	ND	0.50	0.37	07/06/21 21:42	
1,1-Dichloroethene	ug/L	ND	0.50	0.35	07/06/21 21:42	
1,1-Dichloropropene	ug/L	ND	0.50	0.43	07/06/21 21:42	
1,2,3-Trichlorobenzene	ug/L	ND	2.0	0.81	07/06/21 21:42	
1,2,3-Trichloropropane	ug/L	ND	0.50	0.26	07/06/21 21:42	
1,2,4-Trichlorobenzene	ug/L	ND	2.0	0.64	07/06/21 21:42	
1,2,4-Trimethylbenzene	ug/L	ND	0.50	0.50	07/06/21 21:42	
1,2-Dibromo-3-chloropropane	ug/L	ND	1.0	0.34	07/06/21 21:42	
1,2-Dibromoethane (EDB)	ug/L	ND	0.50	0.27	07/06/21 21:42	
1,2-Dichlorobenzene	ug/L	ND	0.50	0.34	07/06/21 21:42	
1,2-Dichloroethane	ug/L	ND	0.50	0.32	07/06/21 21:42	
1,2-Dichloropropane	ug/L	ND	0.50	0.36	07/06/21 21:42	
1,3,5-Trimethylbenzene	ug/L	ND	0.50	0.33	07/06/21 21:42	
1,3-Dichlorobenzene	ug/L	ND	0.50	0.34	07/06/21 21:42	
1,3-Dichloropropane	ug/L	ND	0.50	0.28	07/06/21 21:42	
1,4-Dichlorobenzene	ug/L	ND	0.50	0.33	07/06/21 21:42	
2,2-Dichloropropane	ug/L	ND	0.50	0.39	07/06/21 21:42	
2-Chlorotoluene	ug/L	ND	0.50	0.32	07/06/21 21:42	
4-Chlorotoluene	ug/L	ND	0.50	0.32	07/06/21 21:42	
Benzene	ug/L	ND	0.50	0.34	07/06/21 21:42	
Bromobenzene	ug/L	ND	0.50	0.29	07/06/21 21:42	
Bromochloromethane	ug/L	ND	0.50	0.47	07/06/21 21:42	
Bromodichloromethane	ug/L	ND	0.50	0.31	07/06/21 21:42	
Bromoform	ug/L	ND	0.50	0.34	07/06/21 21:42	
Bromomethane	ug/L	ND	5.0	1.7	07/06/21 21:42	
Carbon tetrachloride	ug/L	ND	0.50	0.33	07/06/21 21:42	
Chlorobenzene	ug/L	ND	0.50	0.28	07/06/21 21:42	
Chloroethane	ug/L	ND	1.0	0.65	07/06/21 21:42	
Chloroform	ug/L	ND	0.50	0.35	07/06/21 21:42	
Chloromethane	ug/L	ND	1.0	0.54	07/06/21 21:42	
cis-1,2-Dichloroethene	ug/L	ND	0.50	0.38	07/06/21 21:42	
cis-1,3-Dichloropropene	ug/L	ND	0.50	0.36	07/06/21 21:42	
Dibromochloromethane	ug/L	ND	0.50	0.36	07/06/21 21:42	
Dibromomethane	ug/L	ND	0.50	0.39	07/06/21 21:42	
Dichlorodifluoromethane	ug/L	ND	0.50	0.35	07/06/21 21:42	
Diisopropyl ether	ug/L	ND	0.50	0.31	07/06/21 21:42	

Results presented on this page are in the units indicated by the "Units" column except where an alternate unit is presented to the right of the result.

REPORT OF LABORATORY ANALYSIS

This report shall not be reproduced, except in full,
without the written consent of Pace Analytical Services, LLC.

Pace Analytical Services, LLC
9800 Kincey Ave. Suite 100
Huntersville, NC 28078
(704)875-9092

QUALITY CONTROL DATA

Project: 2020-L1-2448 Incident
Pace Project No.: 92547811

METHOD BLANK: 3318516 Matrix: Water
Associated Lab Samples: 92547811001

Parameter	Units	Blank Result	Reporting Limit	MDL	Analyzed	Qualifiers
Ethylbenzene	ug/L	ND	0.50	0.30	07/06/21 21:42	
Hexachloro-1,3-butadiene	ug/L	ND	2.0	1.5	07/06/21 21:42	
Isopropylbenzene (Cumene)	ug/L	ND	0.50	0.33	07/06/21 21:42	
m&p-Xylene	ug/L	ND	1.0	0.71	07/06/21 21:42	
Methyl-tert-butyl ether	ug/L	ND	0.50	0.42	07/06/21 21:42	
Methylene Chloride	ug/L	ND	2.0	2.0	07/06/21 21:42	
n-Butylbenzene	ug/L	ND	0.50	0.49	07/06/21 21:42	
n-Propylbenzene	ug/L	ND	0.50	0.34	07/06/21 21:42	
Naphthalene	ug/L	ND	2.0	0.64	07/06/21 21:42	
o-Xylene	ug/L	ND	0.50	0.34	07/06/21 21:42	
sec-Butylbenzene	ug/L	ND	0.50	0.40	07/06/21 21:42	
Styrene	ug/L	ND	0.50	0.29	07/06/21 21:42	
tert-Butylbenzene	ug/L	ND	0.50	0.32	07/06/21 21:42	
Tetrachloroethene	ug/L	ND	0.50	0.29	07/06/21 21:42	
Toluene	ug/L	ND	0.50	0.48	07/06/21 21:42	
trans-1,2-Dichloroethene	ug/L	ND	0.50	0.40	07/06/21 21:42	
trans-1,3-Dichloropropene	ug/L	ND	0.50	0.36	07/06/21 21:42	
Trichloroethene	ug/L	ND	0.50	0.38	07/06/21 21:42	
Trichlorofluoromethane	ug/L	ND	1.0	0.30	07/06/21 21:42	
Vinyl chloride	ug/L	ND	1.0	0.39	07/06/21 21:42	
1,2-Dichloroethane-d4 (S)	%	103	70-130		07/06/21 21:42	
4-Bromofluorobenzene (S)	%	96	70-130		07/06/21 21:42	
Toluene-d8 (S)	%	101	70-130		07/06/21 21:42	

LABORATORY CONTROL SAMPLE: 3318517

Parameter	Units	Spike Conc.	LCS Result	LCS % Rec	% Rec Limits	Qualifiers
1,1,1,2-Tetrachloroethane	ug/L	50	48.9	98	60-140	
1,1,1-Trichloroethane	ug/L	50	47.4	95	60-140	
1,1,2,2-Tetrachloroethane	ug/L	50	51.4	103	60-140	
1,1,2-Trichloroethane	ug/L	50	50.1	100	60-140	
1,1-Dichloroethane	ug/L	50	47.2	94	60-140	
1,1-Dichloroethene	ug/L	50	47.0	94	60-140	
1,1-Dichloropropene	ug/L	50	47.3	95	60-140	
1,2,3-Trichlorobenzene	ug/L	50	52.2	104	60-140	
1,2,3-Trichloropropane	ug/L	50	49.0	98	60-140	
1,2,4-Trichlorobenzene	ug/L	50	51.2	102	60-140	
1,2,4-Trimethylbenzene	ug/L	50	45.6	91	60-140	
1,2-Dibromo-3-chloropropane	ug/L	50	61.9	124	60-140	
1,2-Dibromoethane (EDB)	ug/L	50	50.4	101	60-140	
1,2-Dichlorobenzene	ug/L	50	48.1	96	60-140	
1,2-Dichloroethane	ug/L	50	44.3	89	60-140	
1,2-Dichloropropane	ug/L	50	48.1	96	60-140	
1,3,5-Trimethylbenzene	ug/L	50	46.3	93	60-140	

Results presented on this page are in the units indicated by the "Units" column except where an alternate unit is presented to the right of the result.

REPORT OF LABORATORY ANALYSIS

This report shall not be reproduced, except in full,
without the written consent of Pace Analytical Services, LLC.

Pace Analytical Services, LLC
9800 Kincey Ave. Suite 100
Huntersville, NC 28078
(704)875-9092

QUALITY CONTROL DATA

Project: 2020-L1-2448 Incident
Pace Project No.: 92547811

LABORATORY CONTROL SAMPLE: 3318517

Parameter	Units	Spike Conc.	LCS Result	LCS % Rec	% Rec Limits	Qualifiers
1,3-Dichlorobenzene	ug/L	50	47.4	95	60-140	
1,3-Dichloropropane	ug/L	50	48.1	96	60-140	
1,4-Dichlorobenzene	ug/L	50	49.1	98	60-140	
2,2-Dichloropropane	ug/L	50	48.5	97	60-140	
2-Chlorotoluene	ug/L	50	47.5	95	60-140	
4-Chlorotoluene	ug/L	50	46.5	93	60-140	
Benzene	ug/L	50	45.7	91	60-140	
Bromobenzene	ug/L	50	49.0	98	60-140	
Bromochloromethane	ug/L	50	49.5	99	60-140	
Bromodichloromethane	ug/L	50	48.9	98	60-140	
Bromoform	ug/L	50	53.2	106	60-140	
Bromomethane	ug/L	50	43.5	87	60-140	
Carbon tetrachloride	ug/L	50	47.0	94	60-140	
Chlorobenzene	ug/L	50	46.6	93	60-140	
Chloroethane	ug/L	50	43.3	87	60-140	
Chloroform	ug/L	50	45.8	92	60-140	
Chloromethane	ug/L	50	46.4	93	60-140	
cis-1,2-Dichloroethene	ug/L	50	46.4	93	60-140	
cis-1,3-Dichloropropene	ug/L	50	48.9	98	60-140	
Dibromochloromethane	ug/L	50	50.9	102	60-140	
Dibromomethane	ug/L	50	48.6	97	60-140	
Dichlorodifluoromethane	ug/L	50	46.8	94	60-140	
Diisopropyl ether	ug/L	50	45.5	91	60-140	
Ethylbenzene	ug/L	50	46.1	92	60-140	
Hexachloro-1,3-butadiene	ug/L	50	46.5	93	60-140	
Isopropylbenzene (Cumene)	ug/L	50	47.1	94	60-140	
m&p-Xylene	ug/L	100	91.4	91	60-140	
Methyl-tert-butyl ether	ug/L	50	49.5	99	60-140	
Methylene Chloride	ug/L	50	50.2	100	60-140	
n-Butylbenzene	ug/L	50	45.8	92	60-140	
n-Propylbenzene	ug/L	50	45.8	92	60-140	
Naphthalene	ug/L	50	54.1	108	60-140	
o-Xylene	ug/L	50	46.1	92	60-140	
sec-Butylbenzene	ug/L	50	44.5	89	60-140	
Styrene	ug/L	50	48.5	97	60-140	
tert-Butylbenzene	ug/L	50	39.2	78	60-140	
Tetrachloroethene	ug/L	50	46.0	92	60-140	
Toluene	ug/L	50	43.3	87	60-140	
trans-1,2-Dichloroethene	ug/L	50	47.4	95	60-140	
trans-1,3-Dichloropropene	ug/L	50	50.4	101	60-140	
Trichloroethene	ug/L	50	45.8	92	60-140	
Trichlorofluoromethane	ug/L	50	41.1	82	60-140	
Vinyl chloride	ug/L	50	48.1	96	60-140	
1,2-Dichloroethane-d4 (S)	%			98	70-130	
4-Bromofluorobenzene (S)	%			99	70-130	
Toluene-d8 (S)	%			100	70-130	

Results presented on this page are in the units indicated by the "Units" column except where an alternate unit is presented to the right of the result.

REPORT OF LABORATORY ANALYSIS

This report shall not be reproduced, except in full,
without the written consent of Pace Analytical Services, LLC.

Pace Analytical Services, LLC
9800 Kincey Ave. Suite 100
Huntersville, NC 28078
(704)875-9092

QUALITY CONTROL DATA

Project: 2020-L1-2448 Incident
Pace Project No.: 92547811

MATRIX SPIKE & MATRIX SPIKE DUPLICATE: 3318518 3318519

Parameter	Units	92547763001 Result	MS Spike Conc.	MSD Spike Conc.	MS Result	MSD Result	MS % Rec	MSD % Rec	% Rec Limits	RPD	Max RPD	Qual
1,1,1,2-Tetrachloroethane	ug/L	ND	20	20	19.9	19.9	99	100	60-140	0	30	
1,1,1-Trichloroethane	ug/L	ND	20	20	21.3	21.0	106	105	60-140	1	30	
1,1,2,2-Tetrachloroethane	ug/L	ND	20	20	19.7	20.0	98	100	60-140	2	30	
1,1,2-Trichloroethane	ug/L	ND	20	20	20.2	20.1	101	100	60-140	0	30	
1,1-Dichloroethane	ug/L	ND	20	20	20.6	20.6	103	103	60-140	0	30	
1,1-Dichloroethene	ug/L	ND	20	20	20.9	20.8	105	104	60-140	0	30	
1,1-Dichloropropene	ug/L	ND	20	20	20.9	20.7	104	103	60-140	1	30	
1,2,3-Trichlorobenzene	ug/L	ND	20	20	20.5	20.7	102	103	60-140	1	30	
1,2,3-Trichloropropane	ug/L	ND	20	20	19.2	19.2	96	96	60-140	0	30	
1,2,4-Trichlorobenzene	ug/L	ND	20	20	19.9	20.1	99	101	60-140	1	30	
1,2,4-Trimethylbenzene	ug/L	ND	20	20	18.2	18.1	91	90	60-140	1	30	
1,2-Dibromo-3-chloropropane	ug/L	ND	20	20	20.6	20.9	103	105	60-140	2	30	
1,2-Dibromoethane (EDB)	ug/L	ND	20	20	19.9	20.5	100	103	60-140	3	30	
1,2-Dichlorobenzene	ug/L	ND	20	20	18.3	18.2	92	91	60-140	1	30	
1,2-Dichloroethane	ug/L	ND	20	20	18.2	18.5	91	92	60-140	1	30	
1,2-Dichloropropane	ug/L	ND	20	20	20.0	20.6	100	103	60-140	3	30	
1,3,5-Trimethylbenzene	ug/L	ND	20	20	19.1	18.9	95	94	60-140	1	30	
1,3-Dichlorobenzene	ug/L	ND	20	20	18.6	18.2	93	91	60-140	2	30	
1,3-Dichloropropane	ug/L	ND	20	20	19.3	19.5	96	98	60-140	1	30	
1,4-Dichlorobenzene	ug/L	ND	20	20	19.0	18.5	95	93	60-140	2	30	
2,2-Dichloropropane	ug/L	ND	20	20	22.0	21.8	110	109	60-140	1	30	
2-Chlorotoluene	ug/L	ND	20	20	18.9	18.8	94	94	60-140	1	30	
4-Chlorotoluene	ug/L	ND	20	20	18.0	17.6	90	88	60-140	2	30	
Benzene	ug/L	ND	20	20	19.8	19.9	99	99	60-140	0	30	
Bromobenzene	ug/L	ND	20	20	19.4	19.2	97	96	60-140	1	30	
Bromochloromethane	ug/L	ND	20	20	20.5	20.3	102	102	60-140	1	30	
Bromodichloromethane	ug/L	ND	20	20	20.3	20.4	102	102	60-140	0	30	
Bromoform	ug/L	ND	20	20	20.0	20.4	100	102	60-140	2	30	
Bromomethane	ug/L	ND	20	20	21.3	21.4	107	107	60-140	0	30	
Carbon tetrachloride	ug/L	ND	20	20	20.5	21.3	103	106	60-140	4	30	
Chlorobenzene	ug/L	ND	20	20	19.4	19.5	97	97	60-140	1	30	
Chloroethane	ug/L	ND	20	20	21.7	21.5	108	107	60-140	1	30	
Chloroform	ug/L	ND	20	20	20.8	20.8	103	103	60-140	0	30	
Chloromethane	ug/L	ND	20	20	19.6	19.5	98	97	60-140	1	30	
cis-1,2-Dichloroethene	ug/L	ND	20	20	20.1	20.3	101	101	60-140	1	30	
cis-1,3-Dichloropropene	ug/L	ND	20	20	20.3	20.1	102	101	60-140	1	30	
Dibromochloromethane	ug/L	ND	20	20	20.4	20.6	102	103	60-140	1	30	
Dibromomethane	ug/L	ND	20	20	20.2	20.3	101	101	60-140	0	30	
Dichlorodifluoromethane	ug/L	ND	20	20	18.2	17.7	91	89	60-140	3	30	
Diisopropyl ether	ug/L	ND	20	20	19.1	19.0	96	95	60-140	1	30	
Ethylbenzene	ug/L	ND	20	20	19.5	19.5	97	98	60-140	0	30	
Hexachloro-1,3-butadiene	ug/L	ND	20	20	21.3	20.7	107	103	60-140	3	30	
Isopropylbenzene (Cumene)	ug/L	ND	20	20	20.0	20.1	100	100	60-140	0	30	
m&p-Xylene	ug/L	ND	40	40	38.5	38.4	96	96	60-140	0	30	

Results presented on this page are in the units indicated by the "Units" column except where an alternate unit is presented to the right of the result.

REPORT OF LABORATORY ANALYSIS

This report shall not be reproduced, except in full,
without the written consent of Pace Analytical Services, LLC.

Pace Analytical Services, LLC
9800 Kincey Ave. Suite 100
Huntersville, NC 28078
(704)875-9092

QUALITY CONTROL DATA

Project: 2020-L1-2448 Incident
Pace Project No.: 92547811

MATRIX SPIKE & MATRIX SPIKE DUPLICATE: 3318518 3318519

Parameter	Units	92547763001 Result	MS Spike Conc.	MSD Spike Conc.	MS Result	MSD Result	MS % Rec	MSD % Rec	% Rec Limits	RPD	Max RPD	Qual
Methyl-tert-butyl ether	ug/L	ND	20	20	19.7	19.8	99	99	60-140	0	30	
Methylene Chloride	ug/L	ND	20	20	20.4	20.2	102	101	60-140	1	30	
n-Butylbenzene	ug/L	ND	20	20	19.5	19.2	98	96	60-140	1	30	
n-Propylbenzene	ug/L	ND	20	20	19.0	18.8	95	94	60-140	1	30	
Naphthalene	ug/L	ND	20	20	18.7	18.7	93	94	60-140	0	30	
o-Xylene	ug/L	ND	20	20	19.0	19.3	95	97	60-140	2	30	
sec-Butylbenzene	ug/L	ND	20	20	19.0	18.6	95	93	60-140	2	30	
Styrene	ug/L	ND	20	20	19.1	19.4	96	97	60-140	1	30	
tert-Butylbenzene	ug/L	ND	20	20	16.5	16.4	83	82	60-140	1	30	
Tetrachloroethene	ug/L	ND	20	20	19.4	19.8	97	99	60-140	2	30	
Toluene	ug/L	ND	20	20	19.1	19.0	96	95	60-140	0	30	
trans-1,2-Dichloroethene	ug/L	ND	20	20	20.9	21.2	105	106	60-140	1	30	
trans-1,3-Dichloropropene	ug/L	ND	20	20	20.0	20.1	100	101	60-140	1	30	
Trichloroethene	ug/L	ND	20	20	20.3	20.2	101	101	60-140	1	30	
Trichlorofluoromethane	ug/L	ND	20	20	20.4	20.2	102	101	60-140	1	30	
Vinyl chloride	ug/L	ND	20	20	20.6	20.7	103	103	60-140	0	30	
1,2-Dichloroethane-d4 (S)	%						105	100	70-130			
4-Bromofluorobenzene (S)	%						99	101	70-130			
Toluene-d8 (S)	%						100	100	70-130			

Results presented on this page are in the units indicated by the "Units" column except where an alternate unit is presented to the right of the result.

REPORT OF LABORATORY ANALYSIS

This report shall not be reproduced, except in full,
without the written consent of Pace Analytical Services, LLC.

Pace Analytical Services, LLC
9800 Kincey Ave. Suite 100
Huntersville, NC 28078
(704)875-9092

QUALIFIERS

Project: 2020-L1-2448 Incident
Pace Project No.: 92547811

DEFINITIONS

DF - Dilution Factor, if reported, represents the factor applied to the reported data due to dilution of the sample aliquot.

ND - Not Detected at or above adjusted reporting limit.

TNTC - Too Numerous To Count

J - Estimated concentration above the adjusted method detection limit and below the adjusted reporting limit.

MDL - Adjusted Method Detection Limit.

PQL - Practical Quantitation Limit.

RL - Reporting Limit - The lowest concentration value that meets project requirements for quantitative data with known precision and bias for a specific analyte in a specific matrix.

S - Surrogate

1,2-Diphenylhydrazine decomposes to and cannot be separated from Azobenzene using Method 8270. The result for each analyte is a combined concentration.

Consistent with EPA guidelines, unrounded data are displayed and have been used to calculate % recovery and RPD values.

LCS(D) - Laboratory Control Sample (Duplicate)

MS(D) - Matrix Spike (Duplicate)

DUP - Sample Duplicate

RPD - Relative Percent Difference

NC - Not Calculable.

SG - Silica Gel - Clean-Up

U - Indicates the compound was analyzed for, but not detected.

Acid preservation may not be appropriate for 2 Chloroethylvinyl ether.

A separate vial preserved to a pH of 4-5 is recommended in SW846 Chapter 4 for the analysis of Acrolein and Acrylonitrile by EPA Method 8260.

N-Nitrosodiphenylamine decomposes and cannot be separated from Diphenylamine using Method 8270. The result reported for each analyte is a combined concentration.

Pace Analytical is TNI accredited. Contact your Pace PM for the current list of accredited analytes.

TNI - The NELAC Institute.

ANALYTE QUALIFIERS

N2	The lab does not hold NELAC/TNI accreditation for this parameter but other accreditations/certifications may apply. A complete list of accreditations/certifications is available upon request.

This report shall not be reproduced, except in full,
without the written consent of Pace Analytical Services, LLC.

Pace Analytical Services, LLC
9800 Kincey Ave. Suite 100
Huntersville, NC 28078
(704)875-9092

QUALITY CONTROL DATA CROSS REFERENCE TABLE

Project: 2020-L1-2448 Incident
Pace Project No.: 92547811

Lab ID	Sample ID	QC Batch Method	QC Batch	Analytical Method	Analytical Batch
92547811001	**14401_HC_RD_20210706**	MADEP VPH	631676		
92547811001	**14401_HC_RD_20210706**	EPA 3010A	632637	EPA 6010D	632655
92547811001	**14401_HC_RD_20210706**	SM 6200B	631678		

This report shall not be reproduced, except in full,
without the written consent of Pace Analytical Services, LLC.

CHAIN-OF-CUSTODY Analytical Request Document

Pace Analytical

Chain-of-Custody is a LEGAL DOCUMENT - Complete all relevent fields

LAB USE ONLY- Affix Workorder/Login Label

WO# : 92547811

92547811

ALL S

Container Preserva

** Preservative Types: (1) nitric acid, (2) sulfuric acid, (3) hydrochloric acid, (4) sodium hydroxide, (5) zinc acetate, (6) methanol, (7) sodium bisulfate, (8) sodium thiosulfate, (9) hexane, (A) ascorbic acid, (B) ammonium sulfate, (C) ammonium hydroxide, (D) TSP, (U) Unpreserved, (O) Other _____

Company: Apex Companies	Billing Information:
Address:	
Report To: Andrew Street	Email To: Andrew.Street@apexcos.com
Copy To:	Site Collection Info/Address: 14401 Hunters Lk. Concord Rd
Customer Project Name/Number: 2020-11-2448 Incident	State: NC County/City: Hunters Lk Time Zone Collected: [ ] PT [ ] MT [ ] CT [ ] ET
Phone: Email:	Site/Facility ID #: Compliance Monitoring? [ ] Yes [ ] No
Collected By (print): Naomi Fretz	Purchase Order #: Quote #: DW PWS ID #: DW Location Code:
Collected By (signature): Naomi Fretz	Turnaround Date Required: ASAP Immediately Packed on Ice: [ ] Yes [ ] No
Sample Disposal: [ ] Dispose as appropriate [ ] Return [ ] Archive: _____ [ ] Hold: _____	Rush: [ ] Same Day [ ] Next Day [ ] 2 Day [ ] 3 Day [ ] 4 Day [ ] 5 Day (Expedite Charges Apply) Field Filtered (if applicable): [ ] Yes [ ] No Analysis: _____

* Matrix Codes (Insert in Matrix box below): Drinking Water (DW), Ground Water (GW), Wastewater (WW), Product (P), Soil/Solid (SL), Oil (OL), Wipe (WP), Air (AR), Tissue (TS), Bioassay (B), Vapor (V), Other (OT)

Customer Sample ID	Matrix *	Comp / Grab	Collected (or Composite Start) Date	Collected (or Composite Start) Time	Composite End Date	Composite End Time	Res Cl	# of Ctns	VOCs 6200B	MADEP VPH	Lead
14401_HC_RD_20210706	DW	G	7-6-21	0830				8	X	X	X

Analyses

Lab Profile/Line:

Lab Sample Receipt Checklist:

Custody Seals Present/Intact	Y (N) NA
Custody Signatures Present	(Y) N NA
Collector Signature Present	(Y) N NA
Bottles Intact	(Y) N NA
Correct Bottles	(Y) N NA
Sufficient Volume	(Y) N NA
Samples Received on Ice	(Y) N NA
VOA - Headspace Acceptable	(Y) N NA
USDA Regulated Soils	Y (N) NA
Samples in Holding Time	(Y) N NA
Residual Chlorine Present	Y N (NA)
Cl Strips: _____	
Sample pH Acceptable	(Y) N NA
pH Strips: 223819AV	
Sulfide Present	Y N (NA)
Lead Acetate Strips: _____	

LAB USE ONLY:
Lab Sample # / Comments:

92547811
001

Customer Remarks / Special Conditions / Possible Hazards:

Type of Ice Used: (Wet) Blue Dry None

Packing Material Used:

Radchem sample(s) screened (<500 cpm): Y N (NA)

SHORT HOLDS PRESENT (<72 hours): Y (N) N/A

Lab Tracking #: 2632655

Samples received via: FEDEX UPS (Client) Courier Pace Courier

Lab Sample Temperature Info:
Temp Blank Received: Y (N) NA
Therm ID#: 92T064
Cooler 1 Temp Upon Receipt: 2.1 oC
Cooler 1 Therm Corr. Factor: -.1 oC
Cooler 1 Corrected Temp: 2.0 oC
Comments:

Relinquished by/Company: (Signature)	Date/Time:	Received by/Company: (Signature)	Date/Time:
Naomi Fretz / Apex	7-6-21 1230	PACE HW	7/6/21 1230
Relinquished by/Company: (Signature)	Date/Time:	Received by/Company: (Signature)	Date/Time:
Relinquished by/Company: (Signature)	Date/Time:	Received by/Company: (Signature)	Date/Time:

MTJL LAB USE ONLY

Table #:
Acctnum:
Template:
Prelogin:
PM:
PB:

Trip Blank Received: Y (N) NA
HCL MeOH TSP Other

Non Conformance(s): YES / (NO)

Page: _____ of: _____

Pace Analytical Services, LLC
9800 Kincey Ave. Suite 100
Huntersville, NC 28078
(704)875-9092

July 19, 2021

Alex Testoff
Montrose Environmental Group, Inc.
400 Northridge Rd.
Suite 400
Atlanta, GA 30350

RE: Project: PROJ-002116
Pace Project No.: 92549609

Dear Alex Testoff:

Enclosed are the analytical results for sample(s) received by the laboratory on July 14, 2021. The results relate only to the samples included in this report. Results reported herein conform to the applicable TNI/NELAC Standards and the laboratory's Quality Manual, where applicable, unless otherwise noted in the body of the report.

The test results provided in this final report were generated by each of the following laboratories within the Pace Network:

- Pace Analytical Services - Charlotte

If you have any questions concerning this report, please feel free to contact me.

Sincerely,

Bonnie Vang
bonnie.vang@pacelabs.com
(704)875-9092
Project Manager

Enclosures

cc: Cole Cates, Environmental Planning Specialists, Inc.
J Culbreath, Colonial Pipeline Company
Robert Hughes, Colonial Pipeline Company
Cam Lee, Montrose Environmental Group
Jamie Moran, APEX Companies, LLC
Jeff Morrison, Colonial Pipeline Company
Nicholas Nelson, Montrose Environmental Group, Inc.
Andrew Street, Apex Companies - NC
JM Wyatt, Colonial Pipeline Company

REPORT OF LABORATORY ANALYSIS

This report shall not be reproduced, except in full,
without the written consent of Pace Analytical Services, LLC.

Pace Analytical Services, LLC
9800 Kincey Ave. Suite 100
Huntersville, NC 28078
(704)875-9092

CERTIFICATIONS

Project: PROJ-002116
Pace Project No.: 92549609

Pace Analytical Services Charlotte
9800 Kincey Ave. Ste 100, Huntersville, NC 28078
Louisiana/NELAP Certification # LA170028
North Carolina Drinking Water Certification #: 37706
North Carolina Field Services Certification #: 5342
North Carolina Wastewater Certification #: 12
South Carolina Certification #: 99006001
Florida/NELAP Certification #: E87627
Kentucky UST Certification #: 84
Virginia/VELAP Certification #: 460221

REPORT OF LABORATORY ANALYSIS

This report shall not be reproduced, except in full,
without the written consent of Pace Analytical Services, LLC.

Pace Analytical Services, LLC
9800 Kincey Ave. Suite 100
Huntersville, NC 28078
(704)875-9092

SAMPLE ANALYTE COUNT

Project: PROJ-002116
Pace Project No.: 92549609

Lab ID	Sample ID	Method	Analysts	Analytes Reported	Laboratory
92549609001	**21195-SW-1**	EPA 5030B/8015C Mod.	MAD	2	PASI-C
		EPA 8260D	PM1	9	PASI-C
92549609002	**21195-SW-2**	EPA 5030B/8015C Mod.	MAD	2	PASI-C
		EPA 8260D	PM1	9	PASI-C
92549609003	**21195-SW-3**	EPA 5030B/8015C Mod.	MAD	2	PASI-C
		EPA 8260D	PM1	9	PASI-C
92549609004	**21195-SW-4**	EPA 5030B/8015C Mod.	MAD	2	PASI-C
		EPA 8260D	PM1	9	PASI-C
92549609005	**21195-SW-5**	EPA 5030B/8015C Mod.	MAD	2	PASI-C
		EPA 8260D	PM1	9	PASI-C
92549609006	**21195-SW-6**	EPA 5030B/8015C Mod.	MAD	2	PASI-C
		EPA 8260D	PM1	9	PASI-C
92549609007	**21195-SW-7**	EPA 5030B/8015C Mod.	MAD	2	PASI-C
		EPA 8260D	PM1	9	PASI-C
92549609008	**21195-SW-DUP**	EPA 5030B/8015C Mod.	MAD	2	PASI-C
		EPA 8260D	PM1	9	PASI-C
92549609009	**21195-TRIP BLANK**	EPA 8260D	PM1	9	PASI-C

PASI-C = Pace Analytical Services - Charlotte

This report shall not be reproduced, except in full,
without the written consent of Pace Analytical Services, LLC.

Pace Analytical Services, LLC
9800 Kincey Ave. Suite 100
Huntersville, NC 28078
(704)875-9092

ANALYTICAL RESULTS

Project: PROJ-002116
Pace Project No.: 92549609

Sample: 21195-SW-1 **Lab ID: 92549609001** Collected: 07/14/21 15:15 Received: 07/14/21 17:55 Matrix: Water

Parameters	Results	Units	Report Limit	DF	Prepared	Analyzed	CAS No.	Qual
Gasoline Range Organics	Analytical Method: EPA 5030B/8015C Mod. Pace Analytical Services - Charlotte							
Gas Range Organics (C6-C10)	ND	mg/L	0.080	1		07/15/21 15:42		
Surrogates								
4-Bromofluorobenzene (S)	85	%	70-130	1		07/15/21 15:42	460-00-4	
8260D MSV Low Level	Analytical Method: EPA 8260D Pace Analytical Services - Charlotte							
Benzene	ND	ug/L	1.0	1		07/15/21 14:26	71-43-2	
Ethylbenzene	ND	ug/L	1.0	1		07/15/21 14:26	100-41-4	
Toluene	ND	ug/L	1.0	1		07/15/21 14:26	108-88-3	
Xylene (Total)	ND	ug/L	1.0	1		07/15/21 14:26	1330-20-7	
m&p-Xylene	ND	ug/L	2.0	1		07/15/21 14:26	179601-23-1	
o-Xylene	ND	ug/L	1.0	1		07/15/21 14:26	95-47-6	
Surrogates								
4-Bromofluorobenzene (S)	101	%	70-130	1		07/15/21 14:26	460-00-4	
1,2-Dichloroethane-d4 (S)	104	%	70-130	1		07/15/21 14:26	17060-07-0	
Toluene-d8 (S)	101	%	70-130	1		07/15/21 14:26	2037-26-5	

This report shall not be reproduced, except in full,
without the written consent of Pace Analytical Services, LLC.

Pace Analytical Services, LLC
9800 Kincey Ave. Suite 100
Huntersville, NC 28078
(704)875-9092

ANALYTICAL RESULTS

Project: PROJ-002116
Pace Project No.: 92549609

Sample: 21195-SW-2 **Lab ID: 92549609002** Collected: 07/14/21 15:00 Received: 07/14/21 17:55 Matrix: Water

Parameters	Results	Units	Report Limit	DF	Prepared	Analyzed	CAS No.	Qual
Gasoline Range Organics	Analytical Method: EPA 5030B/8015C Mod. Pace Analytical Services - Charlotte							
Gas Range Organics (C6-C10)	ND	mg/L	0.080	1		07/15/21 16:38		
Surrogates								
4-Bromofluorobenzene (S)	85	%	70-130	1		07/15/21 16:38	460-00-4	
8260D MSV Low Level	Analytical Method: EPA 8260D Pace Analytical Services - Charlotte							
Benzene	ND	ug/L	1.0	1		07/15/21 17:09	71-43-2	
Ethylbenzene	ND	ug/L	1.0	1		07/15/21 17:09	100-41-4	
Toluene	ND	ug/L	1.0	1		07/15/21 17:09	108-88-3	
Xylene (Total)	ND	ug/L	1.0	1		07/15/21 17:09	1330-20-7	
m&p-Xylene	ND	ug/L	2.0	1		07/15/21 17:09	179601-23-1	
o-Xylene	ND	ug/L	1.0	1		07/15/21 17:09	95-47-6	
Surrogates								
4-Bromofluorobenzene (S)	99	%	70-130	1		07/15/21 17:09	460-00-4	
1,2-Dichloroethane-d4 (S)	101	%	70-130	1		07/15/21 17:09	17060-07-0	
Toluene-d8 (S)	100	%	70-130	1		07/15/21 17:09	2037-26-5	

REPORT OF LABORATORY ANALYSIS

This report shall not be reproduced, except in full,
without the written consent of Pace Analytical Services, LLC.

Pace Analytical Services, LLC
9800 Kincey Ave. Suite 100
Huntersville, NC 28078
(704)875-9092

ANALYTICAL RESULTS

Project: PROJ-002116
Pace Project No.: 92549609

Sample: 21195-SW-3 **Lab ID: 92549609003** Collected: 07/14/21 12:40 Received: 07/14/21 17:55 Matrix: Water

Parameters	Results	Units	Report Limit	DF	Prepared	Analyzed	CAS No.	Qual
Gasoline Range Organics	Analytical Method: EPA 5030B/8015C Mod. Pace Analytical Services - Charlotte							
Gas Range Organics (C6-C10)	ND	mg/L	0.080	1		07/15/21 17:07		
Surrogates								
4-Bromofluorobenzene (S)	89	%	70-130	1		07/15/21 17:07	460-00-4	
8260D MSV Low Level	Analytical Method: EPA 8260D Pace Analytical Services - Charlotte							
Benzene	ND	ug/L	1.0	1		07/15/21 17:27	71-43-2	
Ethylbenzene	ND	ug/L	1.0	1		07/15/21 17:27	100-41-4	
Toluene	ND	ug/L	1.0	1		07/15/21 17:27	108-88-3	
Xylene (Total)	ND	ug/L	1.0	1		07/15/21 17:27	1330-20-7	
m&p-Xylene	ND	ug/L	2.0	1		07/15/21 17:27	179601-23-1	
o-Xylene	ND	ug/L	1.0	1		07/15/21 17:27	95-47-6	
Surrogates								
4-Bromofluorobenzene (S)	99	%	70-130	1		07/15/21 17:27	460-00-4	
1,2-Dichloroethane-d4 (S)	102	%	70-130	1		07/15/21 17:27	17060-07-0	
Toluene-d8 (S)	99	%	70-130	1		07/15/21 17:27	2037-26-5	

REPORT OF LABORATORY ANALYSIS

This report shall not be reproduced, except in full,
without the written consent of Pace Analytical Services, LLC.

Pace Analytical Services, LLC
9800 Kincey Ave. Suite 100
Huntersville, NC 28078
(704)875-9092

ANALYTICAL RESULTS

Project: PROJ-002116
Pace Project No.: 92549609

Sample: 21195-SW-4 **Lab ID: 92549609004** Collected: 07/14/21 12:30 Received: 07/14/21 17:55 Matrix: Water

Parameters	Results	Units	Report Limit	DF	Prepared	Analyzed	CAS No.	Qual
Gasoline Range Organics	Analytical Method: EPA 5030B/8015C Mod. Pace Analytical Services - Charlotte							
Gas Range Organics (C6-C10)	ND	mg/L	0.080	1		07/15/21 17:35		
Surrogates								
4-Bromofluorobenzene (S)	89	%	70-130	1		07/15/21 17:35	460-00-4	
8260D MSV Low Level	Analytical Method: EPA 8260D Pace Analytical Services - Charlotte							
Benzene	ND	ug/L	1.0	1		07/15/21 17:45	71-43-2	
Ethylbenzene	ND	ug/L	1.0	1		07/15/21 17:45	100-41-4	
Toluene	ND	ug/L	1.0	1		07/15/21 17:45	108-88-3	
Xylene (Total)	ND	ug/L	1.0	1		07/15/21 17:45	1330-20-7	
m&p-Xylene	ND	ug/L	2.0	1		07/15/21 17:45	179601-23-1	
o-Xylene	ND	ug/L	1.0	1		07/15/21 17:45	95-47-6	
Surrogates								
4-Bromofluorobenzene (S)	98	%	70-130	1		07/15/21 17:45	460-00-4	
1,2-Dichloroethane-d4 (S)	98	%	70-130	1		07/15/21 17:45	17060-07-0	
Toluene-d8 (S)	100	%	70-130	1		07/15/21 17:45	2037-26-5	

REPORT OF LABORATORY ANALYSIS

This report shall not be reproduced, except in full,
without the written consent of Pace Analytical Services, LLC.

Pace Analytical Services, LLC
9800 Kincey Ave. Suite 100
Huntersville, NC 28078
(704)875-9092

ANALYTICAL RESULTS

Project: PROJ-002116
Pace Project No.: 92549609

Sample: 21195-SW-5 **Lab ID: 92549609005** Collected: 07/14/21 15:50 Received: 07/14/21 17:55 Matrix: Water

Parameters	Results	Units	Report Limit	DF	Prepared	Analyzed	CAS No.	Qual
Gasoline Range Organics	Analytical Method: EPA 5030B/8015C Mod. Pace Analytical Services - Charlotte							
Gas Range Organics (C6-C10)	ND	mg/L	0.080	1		07/15/21 18:03		
Surrogates								
4-Bromofluorobenzene (S)	88	%	70-130	1		07/15/21 18:03	460-00-4	
8260D MSV Low Level	Analytical Method: EPA 8260D Pace Analytical Services - Charlotte							
Benzene	ND	ug/L	1.0	1		07/15/21 18:03	71-43-2	
Ethylbenzene	ND	ug/L	1.0	1		07/15/21 18:03	100-41-4	
Toluene	ND	ug/L	1.0	1		07/15/21 18:03	108-88-3	
Xylene (Total)	ND	ug/L	1.0	1		07/15/21 18:03	1330-20-7	
m&p-Xylene	ND	ug/L	2.0	1		07/15/21 18:03	179601-23-1	
o-Xylene	ND	ug/L	1.0	1		07/15/21 18:03	95-47-6	
Surrogates								
4-Bromofluorobenzene (S)	97	%	70-130	1		07/15/21 18:03	460-00-4	
1,2-Dichloroethane-d4 (S)	98	%	70-130	1		07/15/21 18:03	17060-07-0	
Toluene-d8 (S)	100	%	70-130	1		07/15/21 18:03	2037-26-5	

REPORT OF LABORATORY ANALYSIS

This report shall not be reproduced, except in full,
without the written consent of Pace Analytical Services, LLC.

Pace Analytical Services, LLC
9800 Kincey Ave. Suite 100
Huntersville, NC 28078
(704)875-9092

ANALYTICAL RESULTS

Project: PROJ-002116
Pace Project No.: 92549609

Sample: 21195-SW-6 **Lab ID: 92549609006** Collected: 07/14/21 16:00 Received: 07/14/21 17:55 Matrix: Water

Parameters	Results	Units	Report Limit	DF	Prepared	Analyzed	CAS No.	Qual
Gasoline Range Organics	Analytical Method: EPA 5030B/8015C Mod. Pace Analytical Services - Charlotte							
Gas Range Organics (C6-C10)	ND	mg/L	0.080	1		07/15/21 18:31		
Surrogates								
4-Bromofluorobenzene (S)	87	%	70-130	1		07/15/21 18:31	460-00-4	
8260D MSV Low Level	Analytical Method: EPA 8260D Pace Analytical Services - Charlotte							
Benzene	ND	ug/L	1.0	1		07/15/21 18:21	71-43-2	
Ethylbenzene	ND	ug/L	1.0	1		07/15/21 18:21	100-41-4	
Toluene	ND	ug/L	1.0	1		07/15/21 18:21	108-88-3	
Xylene (Total)	ND	ug/L	1.0	1		07/15/21 18:21	1330-20-7	
m&p-Xylene	ND	ug/L	2.0	1		07/15/21 18:21	179601-23-1	
o-Xylene	ND	ug/L	1.0	1		07/15/21 18:21	95-47-6	
Surrogates								
4-Bromofluorobenzene (S)	100	%	70-130	1		07/15/21 18:21	460-00-4	
1,2-Dichloroethane-d4 (S)	100	%	70-130	1		07/15/21 18:21	17060-07-0	
Toluene-d8 (S)	100	%	70-130	1		07/15/21 18:21	2037-26-5	

REPORT OF LABORATORY ANALYSIS

This report shall not be reproduced, except in full,
without the written consent of Pace Analytical Services, LLC.

Pace Analytical Services, LLC
9800 Kincey Ave. Suite 100
Huntersville, NC 28078
(704)875-9092

ANALYTICAL RESULTS

Project: PROJ-002116
Pace Project No.: 92549609

Sample: 21195-SW-7 **Lab ID: 92549609007** Collected: 07/14/21 16:20 Received: 07/14/21 17:55 Matrix: Water

Parameters	Results	Units	Report Limit	DF	Prepared	Analyzed	CAS No.	Qual
Gasoline Range Organics	Analytical Method: EPA 5030B/8015C Mod. Pace Analytical Services - Charlotte							
Gas Range Organics (C6-C10)	ND	mg/L	0.080	1		07/15/21 18:59		
Surrogates								
4-Bromofluorobenzene (S)	87	%	70-130	1		07/15/21 18:59	460-00-4	
8260D MSV Low Level	Analytical Method: EPA 8260D Pace Analytical Services - Charlotte							
Benzene	ND	ug/L	1.0	1		07/15/21 18:39	71-43-2	
Ethylbenzene	ND	ug/L	1.0	1		07/15/21 18:39	100-41-4	
Toluene	ND	ug/L	1.0	1		07/15/21 18:39	108-88-3	
Xylene (Total)	ND	ug/L	1.0	1		07/15/21 18:39	1330-20-7	
m&p-Xylene	ND	ug/L	2.0	1		07/15/21 18:39	179601-23-1	
o-Xylene	ND	ug/L	1.0	1		07/15/21 18:39	95-47-6	
Surrogates								
4-Bromofluorobenzene (S)	97	%	70-130	1		07/15/21 18:39	460-00-4	
1,2-Dichloroethane-d4 (S)	101	%	70-130	1		07/15/21 18:39	17060-07-0	
Toluene-d8 (S)	99	%	70-130	1		07/15/21 18:39	2037-26-5	

REPORT OF LABORATORY ANALYSIS

This report shall not be reproduced, except in full,
without the written consent of Pace Analytical Services, LLC.

Pace Analytical Services, LLC
9800 Kincey Ave. Suite 100
Huntersville, NC 28078
(704)875-9092

ANALYTICAL RESULTS

Project: PROJ-002116
Pace Project No.: 92549609

Sample: 21195-SW-DUP **Lab ID: 92549609008** Collected: 07/14/21 12:00 Received: 07/14/21 17:55 Matrix: Water

Parameters	Results	Units	Report Limit	DF	Prepared	Analyzed	CAS No.	Qual
Gasoline Range Organics	Analytical Method: EPA 5030B/8015C Mod. Pace Analytical Services - Charlotte							
Gas Range Organics (C6-C10)	ND	mg/L	0.080	1		07/15/21 19:27		
Surrogates								
4-Bromofluorobenzene (S)	86	%	70-130	1		07/15/21 19:27	460-00-4	
8260D MSV Low Level	Analytical Method: EPA 8260D Pace Analytical Services - Charlotte							
Benzene	ND	ug/L	1.0	1		07/15/21 18:57	71-43-2	
Ethylbenzene	ND	ug/L	1.0	1		07/15/21 18:57	100-41-4	
Toluene	ND	ug/L	1.0	1		07/15/21 18:57	108-88-3	
Xylene (Total)	ND	ug/L	1.0	1		07/15/21 18:57	1330-20-7	
m&p-Xylene	ND	ug/L	2.0	1		07/15/21 18:57	179601-23-1	
o-Xylene	ND	ug/L	1.0	1		07/15/21 18:57	95-47-6	
Surrogates								
4-Bromofluorobenzene (S)	98	%	70-130	1		07/15/21 18:57	460-00-4	
1,2-Dichloroethane-d4 (S)	102	%	70-130	1		07/15/21 18:57	17060-07-0	
Toluene-d8 (S)	99	%	70-130	1		07/15/21 18:57	2037-26-5	

REPORT OF LABORATORY ANALYSIS

This report shall not be reproduced, except in full,
without the written consent of Pace Analytical Services, LLC.

Pace Analytical Services, LLC
9800 Kincey Ave. Suite 100
Huntersville, NC 28078
(704)875-9092

ANALYTICAL RESULTS

Project: PROJ-002116
Pace Project No.: 92549609

Sample: 21195-TRIP BLANK **Lab ID: 92549609009** Collected: 07/14/21 00:00 Received: 07/14/21 17:55 Matrix: Water

Parameters	Results	Units	Report Limit	DF	Prepared	Analyzed	CAS No.	Qual
8260D MSV Low Level	Analytical Method: EPA 8260D Pace Analytical Services - Charlotte							
Benzene	ND	ug/L	1.0	1		07/15/21 11:43	71-43-2	
Ethylbenzene	ND	ug/L	1.0	1		07/15/21 11:43	100-41-4	
Toluene	ND	ug/L	1.0	1		07/15/21 11:43	108-88-3	
Xylene (Total)	ND	ug/L	1.0	1		07/15/21 11:43	1330-20-7	
m&p-Xylene	ND	ug/L	2.0	1		07/15/21 11:43	179601-23-1	
o-Xylene	ND	ug/L	1.0	1		07/15/21 11:43	95-47-6	
Surrogates								
4-Bromofluorobenzene (S)	99	%	70-130	1		07/15/21 11:43	460-00-4	
1,2-Dichloroethane-d4 (S)	102	%	70-130	1		07/15/21 11:43	17060-07-0	
Toluene-d8 (S)	100	%	70-130	1		07/15/21 11:43	2037-26-5	

This report shall not be reproduced, except in full,
without the written consent of Pace Analytical Services, LLC.

Pace Analytical Services, LLC
9800 Kincey Ave. Suite 100
Huntersville, NC 28078
(704)875-9092

QUALITY CONTROL DATA

Project: PROJ-002116
Pace Project No.: 92549609

QC Batch: 633645 | Analysis Method: EPA 5030B/8015C Mod.
QC Batch Method: EPA 5030B/8015C Mod. | Analysis Description: Gasoline Range Organics
Laboratory: Pace Analytical Services - Charlotte
Associated Lab Samples: 92549609001, 92549609002, 92549609003, 92549609004, 92549609005, 92549609006, 92549609007, 92549609008

METHOD BLANK: 3328167 Matrix: Water
Associated Lab Samples: 92549609001, 92549609002, 92549609003, 92549609004, 92549609005, 92549609006, 92549609007, 92549609008

Parameter	Units	Blank Result	Reporting Limit	Analyzed	Qualifiers
Gas Range Organics (C6-C10)	mg/L	ND	0.080	07/15/21 15:14	
4-Bromofluorobenzene (S)	%	88	70-130	07/15/21 15:14	

LABORATORY CONTROL SAMPLE: 3328168

Parameter	Units	Spike Conc.	LCS Result	LCS % Rec	% Rec Limits	Qualifiers
Gas Range Organics (C6-C10)	mg/L	1	0.99	99	70-130	
4-Bromofluorobenzene (S)	%			86	70-130	

MATRIX SPIKE SAMPLE: 3328170

Parameter	Units	92549609002 Result	Spike Conc.	MS Result	MS % Rec	% Rec Limits	Qualifiers
Gas Range Organics (C6-C10)	mg/L	ND	1	0.99	97	68-145	
4-Bromofluorobenzene (S)	%				89	70-130	

SAMPLE DUPLICATE: 3328169

Parameter	Units	92549609001 Result	Dup Result	RPD	Qualifiers
Gas Range Organics (C6-C10)	mg/L	ND	ND		
4-Bromofluorobenzene (S)	%	85	88		

Results presented on this page are in the units indicated by the "Units" column except where an alternate unit is presented to the right of the result.

REPORT OF LABORATORY ANALYSIS

This report shall not be reproduced, except in full,
without the written consent of Pace Analytical Services, LLC.

Pace Analytical Services, LLC
9800 Kincey Ave. Suite 100
Huntersville, NC 28078
(704)875-9092

QUALITY CONTROL DATA

Project: PROJ-002116
Pace Project No.: 92549609

QC Batch: 633620
QC Batch Method: EPA 8260D
Analysis Method: EPA 8260D
Analysis Description: 8260D MSV Low Level
Laboratory: Pace Analytical Services - Charlotte
Associated Lab Samples: 92549609001, 92549609002, 92549609003, 92549609004, 92549609005, 92549609006, 92549609007, 92549609008, 92549609009

METHOD BLANK: 3328010 Matrix: Water
Associated Lab Samples: 92549609001, 92549609002, 92549609003, 92549609004, 92549609005, 92549609006, 92549609007, 92549609008, 92549609009

Parameter	Units	Blank Result	Reporting Limit	Analyzed	Qualifiers
Benzene	ug/L	ND	1.0	07/15/21 11:26	
Ethylbenzene	ug/L	ND	1.0	07/15/21 11:26	
m&p-Xylene	ug/L	ND	2.0	07/15/21 11:26	
o-Xylene	ug/L	ND	1.0	07/15/21 11:26	
Toluene	ug/L	ND	1.0	07/15/21 11:26	
Xylene (Total)	ug/L	ND	1.0	07/15/21 11:26	
1,2-Dichloroethane-d4 (S)	%	104	70-130	07/15/21 11:26	
4-Bromofluorobenzene (S)	%	99	70-130	07/15/21 11:26	
Toluene-d8 (S)	%	100	70-130	07/15/21 11:26	

LABORATORY CONTROL SAMPLE: 3328011

Parameter	Units	Spike Conc.	LCS Result	LCS % Rec	% Rec Limits	Qualifiers
Benzene	ug/L	50	49.8	100	70-130	
Ethylbenzene	ug/L	50	48.8	98	70-130	
m&p-Xylene	ug/L	100	95.8	96	70-130	
o-Xylene	ug/L	50	48.2	96	70-130	
Toluene	ug/L	50	49.6	99	70-130	
Xylene (Total)	ug/L	150	144	96	70-130	
1,2-Dichloroethane-d4 (S)	%			99	70-130	
4-Bromofluorobenzene (S)	%			99	70-130	
Toluene-d8 (S)	%			100	70-130	

MATRIX SPIKE & MATRIX SPIKE DUPLICATE: 3328012 3328013

Parameter	Units	92549609001 Result	MS Spike Conc.	MSD Spike Conc.	MS Result	MSD Result	MS % Rec	MSD % Rec	% Rec Limits	RPD	Qual
Benzene	ug/L	ND	20	20	21.3	22.2	106	111	67-150	4	
Ethylbenzene	ug/L	ND	20	20	20.2	21.1	101	105	68-143	4	
m&p-Xylene	ug/L	ND	40	40	40.0	40.6	100	102	53-157	2	
o-Xylene	ug/L	ND	20	20	20.3	20.6	102	103	68-143	1	
Toluene	ug/L	ND	20	20	21.0	22.0	105	110	47-157	4	
Xylene (Total)	ug/L	ND	60	60	60.3	61.2	100	102	66-145	2	
1,2-Dichloroethane-d4 (S)	%						96	94	70-130		
4-Bromofluorobenzene (S)	%						100	99	70-130		
Toluene-d8 (S)	%						98	98	70-130		

Results presented on this page are in the units indicated by the "Units" column except where an alternate unit is presented to the right of the result.

REPORT OF LABORATORY ANALYSIS

This report shall not be reproduced, except in full,
without the written consent of Pace Analytical Services, LLC.

Pace Analytical Services, LLC
9800 Kincey Ave. Suite 100
Huntersville, NC 28078
(704)875-9092

QUALIFIERS

Project: PROJ-002116
Pace Project No.: 92549609

DEFINITIONS

DF - Dilution Factor, if reported, represents the factor applied to the reported data due to dilution of the sample aliquot.

ND - Not Detected at or above adjusted reporting limit.

TNTC - Too Numerous To Count

J - Estimated concentration above the adjusted method detection limit and below the adjusted reporting limit.

MDL - Adjusted Method Detection Limit.

PQL - Practical Quantitation Limit.

RL - Reporting Limit - The lowest concentration value that meets project requirements for quantitative data with known precision and bias for a specific analyte in a specific matrix.

S - Surrogate

1,2-Diphenylhydrazine decomposes to and cannot be separated from Azobenzene using Method 8270. The result for each analyte is a combined concentration.

Consistent with EPA guidelines, unrounded data are displayed and have been used to calculate % recovery and RPD values.

LCS(D) - Laboratory Control Sample (Duplicate)

MS(D) - Matrix Spike (Duplicate)

DUP - Sample Duplicate

RPD - Relative Percent Difference

NC - Not Calculable.

SG - Silica Gel - Clean-Up

U - Indicates the compound was analyzed for, but not detected.

Acid preservation may not be appropriate for 2 Chloroethylvinyl ether.

A separate vial preserved to a pH of 4-5 is recommended in SW846 Chapter 4 for the analysis of Acrolein and Acrylonitrile by EPA Method 8260.

N-Nitrosodiphenylamine decomposes and cannot be separated from Diphenylamine using Method 8270. The result reported for each analyte is a combined concentration.

Pace Analytical is TNI accredited. Contact your Pace PM for the current list of accredited analytes.

TNI - The NELAC Institute.

This report shall not be reproduced, except in full,
without the written consent of Pace Analytical Services, LLC.

Pace Analytical Services, LLC
9800 Kincey Ave. Suite 100
Huntersville, NC 28078
(704)875-9092

QUALITY CONTROL DATA CROSS REFERENCE TABLE

Project: PROJ-002116
Pace Project No.: 92549609

Lab ID	Sample ID	QC Batch Method	QC Batch	Analytical Method	Analytical Batch
92549609001	**21195-SW-1**	EPA 5030B/8015C Mod.	633645		
92549609002	**21195-SW-2**	EPA 5030B/8015C Mod.	633645		
92549609003	**21195-SW-3**	EPA 5030B/8015C Mod.	633645		
92549609004	**21195-SW-4**	EPA 5030B/8015C Mod.	633645		
92549609005	**21195-SW-5**	EPA 5030B/8015C Mod.	633645		
92549609006	**21195-SW-6**	EPA 5030B/8015C Mod.	633645		
92549609007	**21195-SW-7**	EPA 5030B/8015C Mod.	633645		
92549609008	**21195-SW-DUP**	EPA 5030B/8015C Mod.	633645		
92549609001	**21195-SW-1**	EPA 8260D	633620		
92549609002	**21195-SW-2**	EPA 8260D	633620		
92549609003	**21195-SW-3**	EPA 8260D	633620		
92549609004	**21195-SW-4**	EPA 8260D	633620		
92549609005	**21195-SW-5**	EPA 8260D	633620		
92549609006	**21195-SW-6**	EPA 8260D	633620		
92549609007	**21195-SW-7**	EPA 8260D	633620		
92549609008	**21195-SW-DUP**	EPA 8260D	633620		
92549609009	**21195-TRIP BLANK**	EPA 8260D	633620		

This report shall not be reproduced, except in full,
without the written consent of Pace Analytical Services, LLC.

Pace Analytical®

CHAIN-OF-CUSTODY Analytical Request Document

Chain-of-Custody is a LEGAL DOCUMENT - Complete all relevent fields

LAB USE ONLY: WO# : 92549609

92549609

Container ... Lab Project Manager:

Company: Montrose - EPS

Address:

Report To: CKates@montrose-env.com

Copy To: Clee@montrose-env.com

Customer Project Name/Number: Proj - 00216

Phone: 404-315-9113

Email:

Collected By (print): Cole Cates

Collected By (signature): [signature]

Sample Disposal: [ ] Dispose as appropriate [ ] Return [ ] Archive: ____ [ ] Hold: ____

Billing Information: 400 Northridge Rd. Suite 400 Sandy Springs, GA 30350

Email To: Jnicolette@montrose-env.com

Site Collection Info/Address:

State: NC County/City: Huntersville Time Zone Collected: [ ] PT [ ] MT [ ] CT [✓] ET

Site/Facility ID #:

Compliance Monitoring? [ ] Yes [ ] No

Purchase Order #:

Quote #:

DW PWS ID #:

DW Location Code:

Turnaround Date Required:

Immediately Packed on Ice: [✓] Yes [ ] No

Rush: [ ] Same Day [ ] Next Day [ ] 2 Day [ ] 3 Day [ ] 4 Day [✓] 5 Day (Expedite Charges Apply)

Field Filtered (if applicable): [ ] Yes [ ] No

Analysis: ____

** Preservative Types: (1) nitric acid, (2) sulfuric acid, (3) hydrochloric acid, (4) sodium hydroxide, (5) zinc acetate, (6) methanol, (7) sodium bisulfate, (8) sodium thiosulfate, (9) hexane, (A) ascorbic acid, (B) ammonium sulfate, (C) ammonium hydroxide, (D) TSP, (U) Unpreserved, (O) Other ____

Lab Profile/Line

Lab Sample Receipt Checklist:

Custody Seals Present/Intact	Y N NA
Custody Signatures Present	Y N NA
Collector Signature Present	Y N NA
Bottles Intact	Y N NA
Correct Bottles	Y N NA
Sufficient Volume	Y N NA
Samples Received on Ice	Y N NA
VOA - Headspace Acceptable	Y N NA
USDA Regulated Soils	Y N NA
Samples in Holding Time	Y N NA
Residual Chlorine Present	Y N NA
Cl Strips:	
Sample pH Acceptable	Y N NA
pH Strips:	
Sulfide Present	Y N NA
Lead Acetate Strips:	

LAB USE ONLY:

Lab Sample # / Comments:

Matrix Codes (Insert in Matrix box below): Drinking Water (DW), Ground Water (GW), Wastewater (WW), Product (P), Soil/Solid (SL), Oil (OL), Wipe (WP), Air (AR), Tissue (TS), Bioassay (B), Vapor (V), Other (OT)

Customer Sample ID	Matrix *	Comp / Grab	Collected (or Composite Start) Date	Time	Composite End Date	Time	Res Cl	# of Ctns	BTEX	TPH-GRO	Lab Sample # / Comments
21195-SW-1	SW	G	7/14/21	1515				6	X	X	001
21195-SW-2				1500				6	X	X	002
21195-SW-3				1240				6	X	X	003
21195-SW-4				1530				6	X	X	004
21195-SW-5				1550				6	X	X	005
21195-SW-6				1600				6	X	X	006
21195-SW-7				1620				6	X	X	007
21195-SW-DUP				1200				6	X	X	008
21195-TripBlank	W	LAB		LAB				2	X		009

Customer Remarks / Special Conditions / Possible Hazards:
SW = Surface Water
W = Water
G = Grab

Type of Ice Used: Wet Blue Dry None

Packing Material Used:

Radchem sample(s) screened (<500 cpm): Y N NA

SHORT HOLDS PRESENT (<72 hours): Y N N/A

Lab Tracking #: 2601251

Samples received via: FEDEX UPS Client Courier Pace Courier

Lab Sample Temperature Info:
Temp Blank Received: Y N NA
Therm ID#: 371064
Cooler 1 Temp Upon Receipt: 5.2 oC
Cooler 1 Therm Corr. Factor: 2.1 oC
Cooler 1 Corrected Temp: 5.1 oC
Comments:

Relinquished by/Company: (Signature)	Date/Time:	Received by/Company: (Signature)	Date/Time:
[signature]	7/14/21 / 1745	Jake Whitman Pace HVI	7-14-21 1755
Relinquished by/Company: (Signature)	Date/Time:	Received by/Company: (Signature)	Date/Time:
Relinquished by/Company: (Signature)	Date/Time:	Received by/Company: (Signature)	Date/Time:

MTJL LAB USE ONLY
Table #:
Acctnum:
Template:
Prelogin:
PM:
PB:

Trip Blank Received: Y N NA HCL MeOH TSP Other

Non Conformance(s): YES / NO

Page: 1 of: 1

Pace Analytical
www.pacelabs.com

Sample Receiving Non-Conformance Form (NCF)

Date: 7-14-21	**Evaluated by:** JaBe Whitman
Client: Montrose-EPS	

Affix Workorder/Login Label Here or List Pace Workorder Number or MTJL Log-in Number Here

1. If Chain-of-Custody (COC) is not received: contact client and if necessary, fill out a COC and indicate that it was filled out by lab personnel. Note issues on this NCF.

2. If COC is incomplete, check applicable issues below and add details where appropriate:

	Collection date/time missing or incorrect		Analyses or analytes: missing or clarification needed		Samples listed on COC do not match samples received (missing, additional, etc.)
	Sample IDs on COC do not match sample labels		Required trip blanks were not received		Required signatures are missing

Comments/Details/Other Issues not listed above:

3. Sample integrity issues: check applicable issues below and add details where appropriate:

	Samples: Past holding time		Samples: Condition needs to be brought to lab personnel's attention (details below)		Preservation: Improper
	Samples: Not field filtered		Containers: Broken or compromised		Temperature: not within acceptance criteria (typically 0-6C)
	Samples: Insufficient volume received		Containers: Incorrect		Temperature: Samples arrived frozen
	Samples: Cooler damaged or compromised		Custody Seals: Missing or compromised on samples, trip blanks or coolers		Vials received with improper headspace ✓
	Samples: contain chlorine or sulfides		Packing Material: Insufficient/Improper		Other:

Comments/Details:

Sample SW-7 D69H 1/6 has headspace

4. If Samples not preserved properly and Sample Receiving adjusts pH, add details below:

Sample ID:	Date/Time:	Amount/type pres added:
Preserved by:	Initial and Final pH:	Lot # of pres added:
Sample ID:	Date/Time:	Amount/type pres added:
Preserved by:	Initial and Final pH:	Lot # of pres added:
Sample ID:	Date/Time:	Amount/type pres added:
Preserved by:	Initial and Final pH:	Lot # of pres added:

5. Client Contact: If client is contacted for any issue listed above, fill in details below:

Client:	Contacted per:	
PM Initials:	Date/Time:	

Client Comments/Instructions:

Pace Analytical Services, LLC
9800 Kincey Ave. Suite 100
Huntersville, NC 28078
(704)875-9092

July 15, 2021

Alex Testoff
Montrose Environmental Group, Inc.
400 Northridge Rd.
Suite 400
Atlanta, GA 30350

RE: Project: Proj-002116
Pace Project No.: 92549610

Dear Alex Testoff:

Enclosed are the analytical results for sample(s) received by the laboratory on July 14, 2021. The results relate only to the samples included in this report. Results reported herein conform to the applicable TNI/NELAC Standards and the laboratory's Quality Manual, where applicable, unless otherwise noted in the body of the report.

The test results provided in this final report were generated by each of the following laboratories within the Pace Network:

- Pace Analytical Services - Charlotte

If you have any questions concerning this report, please feel free to contact me.

Sincerely,

Bonnie Vang
bonnie.vang@pacelabs.com
(704)875-9092
Project Manager

Enclosures

cc: Cole Cates, Environmental Planning Specialists, Inc.
J Culbreath, Colonial Pipeline Company
Robert Hughes, Colonial Pipeline Company
Cam Lee, Montrose Environmental Group
Jamie Moran, APEX Companies, LLC
Jeff Morrison, Colonial Pipeline Company
Nicholas Nelson, Montrose Environmental Group, Inc.
Andrew Street, Apex Companies - NC
JM Wyatt, Colonial Pipeline Company

REPORT OF LABORATORY ANALYSIS

This report shall not be reproduced, except in full,
without the written consent of Pace Analytical Services, LLC.

Pace Analytical Services, LLC
9800 Kincey Ave. Suite 100
Huntersville, NC 28078
(704)875-9092

CERTIFICATIONS

Project: Proj-002116
Pace Project No.: 92549610

Pace Analytical Services Charlotte
9800 Kincey Ave. Ste 100, Huntersville, NC 28078
Louisiana/NELAP Certification # LA170028
North Carolina Drinking Water Certification #: 37706
North Carolina Field Services Certification #: 5342
North Carolina Wastewater Certification #: 12
South Carolina Certification #: 99006001
Florida/NELAP Certification #: E87627
Kentucky UST Certification #: 84
Virginia/VELAP Certification #: 460221

This report shall not be reproduced, except in full,
without the written consent of Pace Analytical Services, LLC.

Pace Analytical Services, LLC
9800 Kincey Ave. Suite 100
Huntersville, NC 28078
(704)875-9092

SAMPLE ANALYTE COUNT

Project: Proj-002116
Pace Project No.: 92549610

Lab ID	Sample ID	Method	Analysts	Analytes Reported	Laboratory
92549610001	**21195-SW-Seep**	EPA 5030B/8015C Mod.	MAD	2	PASI-C
		EPA 8260D	CL	9	PASI-C
92549610002	**21195-SW-Confluence**	EPA 5030B/8015C Mod.	MAD	2	PASI-C
		EPA 8260D	CL	9	PASI-C
92549610003	**21195-SW-Seep 2**	EPA 5030B/8015C Mod.	MAD	2	PASI-C
		EPA 8260D	CL	9	PASI-C
92549610004	**21195-SW-Confluence 2**	EPA 5030B/8015C Mod.	MAD	2	PASI-C
		EPA 8260D	CL	9	PASI-C
92549610005	**21195-SW-G**	EPA 5030B/8015C Mod.	MAD	2	PASI-C
		EPA 8260D	CL	9	PASI-C

PASI-C = Pace Analytical Services - Charlotte

This report shall not be reproduced, except in full,
without the written consent of Pace Analytical Services, LLC.

Pace Analytical Services, LLC
9800 Kincey Ave. Suite 100
Huntersville, NC 28078
(704)875-9092

ANALYTICAL RESULTS

Project: Proj-002116
Pace Project No.: 92549610

Sample: 21195-SW-Seep **Lab ID: 92549610001** Collected: 07/14/21 13:20 Received: 07/14/21 17:55 Matrix: Water

Parameters	Results	Units	Report Limit	DF	Prepared	Analyzed	CAS No.	Qual
Gasoline Range Organics	Analytical Method: EPA 5030B/8015C Mod. Pace Analytical Services - Charlotte							
Gas Range Organics (C6-C10)	ND	mg/L	0.080	1		07/15/21 02:17		
Surrogates								
4-Bromofluorobenzene (S)	86	%	70-130	1		07/15/21 02:17	460-00-4	
8260D MSV Low Level	Analytical Method: EPA 8260D Pace Analytical Services - Charlotte							
Benzene	ND	ug/L	1.0	1		07/15/21 07:27	71-43-2	
Ethylbenzene	ND	ug/L	1.0	1		07/15/21 07:27	100-41-4	
Toluene	ND	ug/L	1.0	1		07/15/21 07:27	108-88-3	
Xylene (Total)	ND	ug/L	1.0	1		07/15/21 07:27	1330-20-7	
m&p-Xylene	ND	ug/L	2.0	1		07/15/21 07:27	179601-23-1	
o-Xylene	ND	ug/L	1.0	1		07/15/21 07:27	95-47-6	
Surrogates								
4-Bromofluorobenzene (S)	100	%	70-130	1		07/15/21 07:27	460-00-4	
1,2-Dichloroethane-d4 (S)	110	%	70-130	1		07/15/21 07:27	17060-07-0	
Toluene-d8 (S)	102	%	70-130	1		07/15/21 07:27	2037-26-5	

REPORT OF LABORATORY ANALYSIS

This report shall not be reproduced, except in full,
without the written consent of Pace Analytical Services, LLC.

Pace Analytical Services, LLC
9800 Kincey Ave. Suite 100
Huntersville, NC 28078
(704)875-9092

ANALYTICAL RESULTS

Project: Proj-002116
Pace Project No.: 92549610

Sample: 21195-SW-Confluence **Lab ID: 92549610002** Collected: 07/14/21 13:25 Received: 07/14/21 17:55 Matrix: Water

Parameters	Results	Units	Report Limit	DF	Prepared	Analyzed	CAS No.	Qual
Gasoline Range Organics	Analytical Method: EPA 5030B/8015C Mod. Pace Analytical Services - Charlotte							
Gas Range Organics (C6-C10)	ND	mg/L	0.080	1		07/15/21 03:13		
Surrogates								
4-Bromofluorobenzene (S)	86	%	70-130	1		07/15/21 03:13	460-00-4	
8260D MSV Low Level	Analytical Method: EPA 8260D Pace Analytical Services - Charlotte							
Benzene	ND	ug/L	1.0	1		07/15/21 07:08	71-43-2	
Ethylbenzene	ND	ug/L	1.0	1		07/15/21 07:08	100-41-4	
Toluene	ND	ug/L	1.0	1		07/15/21 07:08	108-88-3	
Xylene (Total)	ND	ug/L	1.0	1		07/15/21 07:08	1330-20-7	
m&p-Xylene	ND	ug/L	2.0	1		07/15/21 07:08	179601-23-1	
o-Xylene	ND	ug/L	1.0	1		07/15/21 07:08	95-47-6	
Surrogates								
4-Bromofluorobenzene (S)	99	%	70-130	1		07/15/21 07:08	460-00-4	
1,2-Dichloroethane-d4 (S)	104	%	70-130	1		07/15/21 07:08	17060-07-0	
Toluene-d8 (S)	101	%	70-130	1		07/15/21 07:08	2037-26-5	

REPORT OF LABORATORY ANALYSIS

This report shall not be reproduced, except in full,
without the written consent of Pace Analytical Services, LLC.

Pace Analytical Services, LLC
9800 Kincey Ave. Suite 100
Huntersville, NC 28078
(704)875-9092

ANALYTICAL RESULTS

Project: Proj-002116
Pace Project No.: 92549610

Sample: 21195-SW-Seep 2 **Lab ID: 92549610003** Collected: 07/14/21 13:30 Received: 07/14/21 17:55 Matrix: Water

Parameters	Results	Units	Report Limit	DF	Prepared	Analyzed	CAS No.	Qual
Gasoline Range Organics	Analytical Method: EPA 5030B/8015C Mod. Pace Analytical Services - Charlotte							
Gas Range Organics (C6-C10)	ND	mg/L	0.080	1		07/15/21 03:41		
Surrogates								
4-Bromofluorobenzene (S)	88	%	70-130	1		07/15/21 03:41	460-00-4	
8260D MSV Low Level	Analytical Method: EPA 8260D Pace Analytical Services - Charlotte							
Benzene	ND	ug/L	1.0	1		07/15/21 06:50	71-43-2	
Ethylbenzene	ND	ug/L	1.0	1		07/15/21 06:50	100-41-4	
Toluene	ND	ug/L	1.0	1		07/15/21 06:50	108-88-3	
Xylene (Total)	ND	ug/L	1.0	1		07/15/21 06:50	1330-20-7	
m&p-Xylene	ND	ug/L	2.0	1		07/15/21 06:50	179601-23-1	
o-Xylene	ND	ug/L	1.0	1		07/15/21 06:50	95-47-6	
Surrogates								
4-Bromofluorobenzene (S)	99	%	70-130	1		07/15/21 06:50	460-00-4	
1,2-Dichloroethane-d4 (S)	104	%	70-130	1		07/15/21 06:50	17060-07-0	
Toluene-d8 (S)	103	%	70-130	1		07/15/21 06:50	2037-26-5	

REPORT OF LABORATORY ANALYSIS

This report shall not be reproduced, except in full,
without the written consent of Pace Analytical Services, LLC.

Pace Analytical Services, LLC
9800 Kincey Ave. Suite 100
Huntersville, NC 28078
(704)875-9092

ANALYTICAL RESULTS

Project: Proj-002116
Pace Project No.: 92549610

Sample: 21195-SW-Confluence 2 **Lab ID: 92549610004** Collected: 07/14/21 13:35 Received: 07/14/21 17:55 Matrix: Water

Parameters	Results	Units	Report Limit	DF	Prepared	Analyzed	CAS No.	Qual
Gasoline Range Organics	Analytical Method: EPA 5030B/8015C Mod. Pace Analytical Services - Charlotte							
Gas Range Organics (C6-C10)	ND	mg/L	0.080	1		07/15/21 04:09		
Surrogates								
4-Bromofluorobenzene (S)	88	%	70-130	1		07/15/21 04:09	460-00-4	
8260D MSV Low Level	Analytical Method: EPA 8260D Pace Analytical Services - Charlotte							
Benzene	ND	ug/L	1.0	1		07/15/21 06:31	71-43-2	
Ethylbenzene	ND	ug/L	1.0	1		07/15/21 06:31	100-41-4	
Toluene	ND	ug/L	1.0	1		07/15/21 06:31	108-88-3	
Xylene (Total)	ND	ug/L	1.0	1		07/15/21 06:31	1330-20-7	
m&p-Xylene	ND	ug/L	2.0	1		07/15/21 06:31	179601-23-1	
o-Xylene	ND	ug/L	1.0	1		07/15/21 06:31	95-47-6	
Surrogates								
4-Bromofluorobenzene (S)	101	%	70-130	1		07/15/21 06:31	460-00-4	
1,2-Dichloroethane-d4 (S)	105	%	70-130	1		07/15/21 06:31	17060-07-0	
Toluene-d8 (S)	103	%	70-130	1		07/15/21 06:31	2037-26-5	

REPORT OF LABORATORY ANALYSIS

This report shall not be reproduced, except in full,
without the written consent of Pace Analytical Services, LLC.

Pace Analytical Services, LLC
9800 Kincey Ave. Suite 100
Huntersville, NC 28078
(704)875-9092

ANALYTICAL RESULTS

Project: Proj-002116
Pace Project No.: 92549610

Sample: 21195-SW-G **Lab ID: 92549610005** Collected: 07/14/21 13:40 Received: 07/14/21 17:55 Matrix: Water

Parameters	Results	Units	Report Limit	DF	Prepared	Analyzed	CAS No.	Qual
Gasoline Range Organics	Analytical Method: EPA 5030B/8015C Mod. Pace Analytical Services - Charlotte							
Gas Range Organics (C6-C10)	ND	mg/L	0.080	1		07/15/21 04:37		
Surrogates								
4-Bromofluorobenzene (S)	87	%	70-130	1		07/15/21 04:37	460-00-4	
8260D MSV Low Level	Analytical Method: EPA 8260D Pace Analytical Services - Charlotte							
Benzene	ND	ug/L	1.0	1		07/15/21 06:13	71-43-2	
Ethylbenzene	ND	ug/L	1.0	1		07/15/21 06:13	100-41-4	
Toluene	ND	ug/L	1.0	1		07/15/21 06:13	108-88-3	
Xylene (Total)	ND	ug/L	1.0	1		07/15/21 06:13	1330-20-7	
m&p-Xylene	ND	ug/L	2.0	1		07/15/21 06:13	179601-23-1	
o-Xylene	ND	ug/L	1.0	1		07/15/21 06:13	95-47-6	
Surrogates								
4-Bromofluorobenzene (S)	100	%	70-130	1		07/15/21 06:13	460-00-4	
1,2-Dichloroethane-d4 (S)	105	%	70-130	1		07/15/21 06:13	17060-07-0	
Toluene-d8 (S)	102	%	70-130	1		07/15/21 06:13	2037-26-5	

REPORT OF LABORATORY ANALYSIS

This report shall not be reproduced, except in full,
without the written consent of Pace Analytical Services, LLC.

Pace Analytical Services, LLC
9800 Kincey Ave. Suite 100
Huntersville, NC 28078
(704)875-9092

QUALITY CONTROL DATA

Project: Proj-002116
Pace Project No.: 92549610

QC Batch: 633474 | Analysis Method: EPA 5030B/8015C Mod.
QC Batch Method: EPA 5030B/8015C Mod. | Analysis Description: Gasoline Range Organics
Laboratory: Pace Analytical Services - Charlotte
Associated Lab Samples: 92549610001, 92549610002, 92549610003, 92549610004, 92549610005

METHOD BLANK: 3327449 Matrix: Water
Associated Lab Samples: 92549610001, 92549610002, 92549610003, 92549610004, 92549610005

Parameter	Units	Blank Result	Reporting Limit	Analyzed	Qualifiers
Gas Range Organics (C6-C10)	mg/L	ND	0.080	07/15/21 01:48	
4-Bromofluorobenzene (S)	%	85	70-130	07/15/21 01:48	

LABORATORY CONTROL SAMPLE: 3327450

Parameter	Units	Spike Conc.	LCS Result	LCS % Rec	% Rec Limits	Qualifiers
Gas Range Organics (C6-C10)	mg/L	1	0.86	86	70-130	
4-Bromofluorobenzene (S)	%			90	70-130	

MATRIX SPIKE SAMPLE: 3327452

Parameter	Units	92549610002 Result	Spike Conc.	MS Result	MS % Rec	% Rec Limits	Qualifiers
Gas Range Organics (C6-C10)	mg/L	ND	1	0.86	84	68-145	
4-Bromofluorobenzene (S)	%				90	70-130	

SAMPLE DUPLICATE: 3327451

Parameter	Units	92549610001 Result	Dup Result	RPD	Qualifiers
Gas Range Organics (C6-C10)	mg/L	ND	ND		
4-Bromofluorobenzene (S)	%	86	86		

Results presented on this page are in the units indicated by the "Units" column except where an alternate unit is presented to the right of the result.

REPORT OF LABORATORY ANALYSIS

This report shall not be reproduced, except in full,
without the written consent of Pace Analytical Services, LLC.

Pace Analytical Services, LLC
9800 Kincey Ave. Suite 100
Huntersville, NC 28078
(704)875-9092

QUALITY CONTROL DATA

Project: Proj-002116
Pace Project No.: 92549610

QC Batch: 633473 | Analysis Method: EPA 8260D
QC Batch Method: EPA 8260D | Analysis Description: 8260D MSV Low Level
Laboratory: Pace Analytical Services - Charlotte
Associated Lab Samples: 92549610001, 92549610002, 92549610003, 92549610004, 92549610005

METHOD BLANK: 3327445 Matrix: Water
Associated Lab Samples: 92549610001, 92549610002, 92549610003, 92549610004, 92549610005

Parameter	Units	Blank Result	Reporting Limit	Analyzed	Qualifiers
Benzene	ug/L	ND	1.0	07/15/21 05:37	
Ethylbenzene	ug/L	ND	1.0	07/15/21 05:37	
m&p-Xylene	ug/L	ND	2.0	07/15/21 05:37	
o-Xylene	ug/L	ND	1.0	07/15/21 05:37	
Toluene	ug/L	ND	1.0	07/15/21 05:37	
Xylene (Total)	ug/L	ND	1.0	07/15/21 05:37	
1,2-Dichloroethane-d4 (S)	%	106	70-130	07/15/21 05:37	
4-Bromofluorobenzene (S)	%	102	70-130	07/15/21 05:37	
Toluene-d8 (S)	%	99	70-130	07/15/21 05:37	

LABORATORY CONTROL SAMPLE: 3327446

Parameter	Units	Spike Conc.	LCS Result	LCS % Rec	% Rec Limits	Qualifiers
Benzene	ug/L	50	50.3	101	70-130	
Ethylbenzene	ug/L	50	49.0	98	70-130	
m&p-Xylene	ug/L	100	99.9	100	70-130	
o-Xylene	ug/L	50	50.3	101	70-130	
Toluene	ug/L	50	50.4	101	70-130	
Xylene (Total)	ug/L	150	150	100	70-130	
1,2-Dichloroethane-d4 (S)	%			96	70-130	
4-Bromofluorobenzene (S)	%			101	70-130	
Toluene-d8 (S)	%			101	70-130	

MATRIX SPIKE & MATRIX SPIKE DUPLICATE: 3327447 3327448

Parameter	Units	92549604001 Result	MS Spike Conc.	MSD Spike Conc.	MS Result	MSD Result	MS % Rec	MSD % Rec	% Rec Limits	RPD	Qual
Benzene	ug/L	ND	2000	2000	2160	2180	108	109	67-150	1	
Ethylbenzene	ug/L	62.2J	2000	2000	2190	2240	107	109	68-143	2	
m&p-Xylene	ug/L	250	4000	4000	4540	4610	107	109	53-157	2	
o-Xylene	ug/L	179	2000	2000	2320	2430	107	113	68-143	5	
Toluene	ug/L	51.3J	2000	2000	2250	2250	110	110	47-157	0	
Xylene (Total)	ug/L	428	6000	6000	6860	7040	107	110	66-145	3	
1,2-Dichloroethane-d4 (S)	%						92	90	70-130		
4-Bromofluorobenzene (S)	%						99	102	70-130		
Toluene-d8 (S)	%						98	99	70-130		

Results presented on this page are in the units indicated by the "Units" column except where an alternate unit is presented to the right of the result.

REPORT OF LABORATORY ANALYSIS

This report shall not be reproduced, except in full,
without the written consent of Pace Analytical Services, LLC.

Pace Analytical Services, LLC
9800 Kincey Ave. Suite 100
Huntersville, NC 28078
(704)875-9092

QUALIFIERS

Project: Proj-002116
Pace Project No.: 92549610

DEFINITIONS

DF - Dilution Factor, if reported, represents the factor applied to the reported data due to dilution of the sample aliquot.

ND - Not Detected at or above adjusted reporting limit.

TNTC - Too Numerous To Count

J - Estimated concentration above the adjusted method detection limit and below the adjusted reporting limit.

MDL - Adjusted Method Detection Limit.

PQL - Practical Quantitation Limit.

RL - Reporting Limit - The lowest concentration value that meets project requirements for quantitative data with known precision and bias for a specific analyte in a specific matrix.

S - Surrogate

1,2-Diphenylhydrazine decomposes to and cannot be separated from Azobenzene using Method 8270. The result for each analyte is a combined concentration.

Consistent with EPA guidelines, unrounded data are displayed and have been used to calculate % recovery and RPD values.

LCS(D) - Laboratory Control Sample (Duplicate)

MS(D) - Matrix Spike (Duplicate)

DUP - Sample Duplicate

RPD - Relative Percent Difference

NC - Not Calculable.

SG - Silica Gel - Clean-Up

U - Indicates the compound was analyzed for, but not detected.

Acid preservation may not be appropriate for 2 Chloroethylvinyl ether.

A separate vial preserved to a pH of 4-5 is recommended in SW846 Chapter 4 for the analysis of Acrolein and Acrylonitrile by EPA Method 8260.

N-Nitrosodiphenylamine decomposes and cannot be separated from Diphenylamine using Method 8270. The result reported for each analyte is a combined concentration.

Pace Analytical is TNI accredited. Contact your Pace PM for the current list of accredited analytes.

TNI - The NELAC Institute.

This report shall not be reproduced, except in full,
without the written consent of Pace Analytical Services, LLC.

Pace Analytical Services, LLC
9800 Kincey Ave. Suite 100
Huntersville, NC 28078
(704)875-9092

QUALITY CONTROL DATA CROSS REFERENCE TABLE

Project: Proj-002116
Pace Project No.: 92549610

Lab ID	Sample ID	QC Batch Method	QC Batch	Analytical Method	Analytical Batch
92549610001	**21195-SW-Seep**	EPA 5030B/8015C Mod.	633474		
92549610002	**21195-SW-Confluence**	EPA 5030B/8015C Mod.	633474		
92549610003	**21195-SW-Seep 2**	EPA 5030B/8015C Mod.	633474		
92549610004	**21195-SW-Confluence 2**	EPA 5030B/8015C Mod.	633474		
92549610005	**21195-SW-G**	EPA 5030B/8015C Mod.	633474		
92549610001	**21195-SW-Seep**	EPA 8260D	633473		
92549610002	**21195-SW-Confluence**	EPA 8260D	633473		
92549610003	**21195-SW-Seep 2**	EPA 8260D	633473		
92549610004	**21195-SW-Confluence 2**	EPA 8260D	633473		
92549610005	**21195-SW-G**	EPA 8260D	633473		

This report shall not be reproduced, except in full,
without the written consent of Pace Analytical Services, LLC.

CHAIN-OF-CUSTODY Analytical Request Document

Pace Analytical

Chain-of-Custody is a LEGAL DOCUMENT - Complete all relevent fields

LAB USE ONLY- Affix Wor

WO# : 92549610

92549610

ALL SHAI

Container Preservative T

** Preservative Types: (1) nitric acid, (2) sulfuric acid, (3) hydrochloric acid, (4) sodium hydroxide, (5) zinc acetate, (6) methanol, (7) sodium bisulfate, (8) sodium thiosulfate, (9) hexane, (A) ascorbic acid, (B) ammonium sulfate, (C) ammonium hydroxide, (D) TSP, (U) Unpreserved, (O) Other _____

Company: Montrose - EPS	Billing Information: 400 Northridge Rd. Suite 400 Sandy Springs, GA 30350
Address:	
Report To: jcates@montrose-env.com	Email To: jnicolette@montrose-env.com
Copy To: cled@montrose-env.com	Site Collection Info/Address:
Customer Project Name/Number: Proj - 002116	State: NC County/City: Huntersville Time Zone Collected: [ ] PT [ ] MT [ ] CT [ ] ET
Phone: 404-315-9113 Email:	Site/Facility ID #: Compliance Monitoring? [ ] Yes [ ] No
Collected By (print): Cole Cates	Purchase Order #: Quote #: DW PWS ID #: DW Location Code:
Collected By (signature):	Turnaround Date Required: Immediately Packed on Ice: [✓] Yes [ ] No
Sample Disposal: [ ] Dispose as appropriate [ ] Return [ ] Archive: _____ [ ] Hold: _____	Rush: [✓] Same Day [ ] Next Day [ ] 2 Day [ ] 3 Day [ ] 4 Day [ ] 5 Day (Expedite Charges Apply) Field Filtered (if applicable): [ ] Yes [ ] No Analysis: _____

* Matrix Codes (Insert in Matrix box below): Drinking Water (DW), Ground Water (GW), Wastewater (WW), Product (P), Soil/Solid (SL), Oil (OL), Wipe (WP), Air (AR), Tissue (TS), Bioassay (B), Vapor (V), Other (OT)

Customer Sample ID	Matrix *	Comp / Grab	Collected (or Composite Start) Date	Collected (or Composite Start) Time	Composite End Date	Composite End Time	Res Cl	# of Ctns	Analyses: BTEX	Analyses: TPH-GRO
21195-SW-Seep	SW	G	7/14/21	1320				6	X	X
21195-SW-Confluence	SW	G	7/14/21	1325				6	X	X
21195-SW-Seep 2	SW	G	7/14/21	1330				6	X	X
21195-SW-Confluence 2	SW	G	7/14/21	1335				6	X	X
21195-SW-G	SW	G	7/14/21	1340				6	X	X

Lab Profile/Line:

Lab Sample Receipt Checklist:

Custody Seals Present/Intact	Y N (NA)
Custody Signatures Present	(Y) N NA
Collector Signature Present	(Y) N NA
Bottles Intact	(Y) N NA
Correct Bottles	(Y) N NA
Sufficient Volume	(Y) N NA
Samples Received on Ice	(Y) N NA
VOA - Headspace Acceptable	Y N (NA)
USDA Regulated Soils	Y N (NA)
Samples in Holding Time	(Y) N NA
Residual Chlorine Present	Y N (NA)
Cl Strips: _____	
Sample pH Acceptable	Y N (NA)
pH Strips: _____	
Sulfide Present	Y N (NA)
Lead Acetate Strips: _____	

LAB USE ONLY:
Lab Sample # / Comments:

92549610
001

Customer Remarks / Special Conditions / Possible Hazards:
SW = Surface Water
G = Grab

Type of Ice Used: (Wet) Blue Dry None

Packing Material Used: bubble bags

Radchem sample(s) screened (<500 cpm): Y N (NA)

SHORT HOLDS PRESENT (<72 hours): (Y) N N/A

Lab Tracking #: 2601252

Samples received via: FEDEX UPS (Client) Courier Pace Courier

MTJL LAB USE ONLY

Table #:
Acctnum:
Template:
Prelogin:
PM:
PB:

Lab Sample Temperature Info:
Temp Blank Received: Y N (NA)
Therm ID#: 92TO104
Cooler 1 Temp Upon Receipt: 5.3 oC
Cooler 1 Therm Corr. Factor: -0.1 oC
Cooler 1 Corrected Temp: 5.2 oC
Comments:

Trip Blank Received: Y N (NA)
HCL MeOH TSP Other

Non Conformance(s): (YES) NO

Page: 1 of: 1

	Date/Time:	Received by/Company: (Signature)	Date/Time:
Relinquished by/Company: (Signature)	7/14/21 1745	Jake Whitman Pace HVL	7-14-21 1755
Relinquished by/Company: (Signature)	Date/Time:	Received by/Company: (Signature) PACE HVL	Date/Time: 7/14/21 17:55
Relinquished by/Company: (Signature)	Date/Time:	Received by/Company: (Signature)	Date/Time:

Pace Analytical

Sample Condition Upon Receipt(SCUR)

Document No.: F-CAR-CS-033-Rev.07

Issuing Authority: Pace Carolinas Quality Office

Project #

WO# : 92549610

PM: BV Due Date: 07/15/21

CLIENT: 92-MontEnvGr

*Check mark top half of box if pH and/or dechlorination is verified and within the acceptance range for preservation samples.

Exceptions: VOA, Coliform, TOC, Oil and Grease, DRO/8015 (water) DOC, LLHg

**Bottom half of box is to list number of bottles

Item#	BP4U-125 mL Plastic Unpreserved (N/A) (Cl-)	BP3U-250 mL Plastic Unpreserved (N/A)	BP2U-500 mL Plastic Unpreserved (N/A)	BP1U-1 liter Plastic Unpreserved (N/A)	BP4S-125 mL Plastic H2SO4 (pH < 2) (Cl-)	BP3N-250 mL plastic HNO3 (pH < 2)	BP4Z-125 mL Plastic ZN Acetate & NaOH (>9)	BP4C-125 mL Plastic NaOH (pH > 12) (Cl-)	WGFU-Wide-mouthed Glass jar Unpreserved	AG1U-1 liter Amber Unpreserved (N/A) (Cl-)	AG1H-1 liter Amber HCl (pH < 2)	AG3U-250 mL Amber Unpreserved (N/A) (Cl-)	AG1S-1 liter Amber H2SO4 (pH < 2)	AG3S-250 mL Amber H2SO4 (pH < 2)	AG3A(DG3A)-250 mL Amber NH4Cl (N/A)(Cl-)	DG9H-40 mL VOA HCl (N/A)	VG9T-40 mL VOA Na2S2O3 (N/A)	VG9U-40 mL VOA Unp (N/A)	DG9P-40 mL VOA H3PO4 (N/A)	VOAK (6 vials per kit)-5035 kit (N/A)	V/GK (3 vials per kit)-VPH/Gas kit (N/A)	SP5T-125 mL Sterile Plastic (N/A – lab)	SP2T-250 mL Sterile Plastic (N/A – lab)		BP3A-250 mL Plastic (NH2)2SO4 (9.3-9.7)	AG0U-100 mL Amber Unpreserved vials (N/A)	VSGU-20 mL Scintillation vials (N/A)	DG9U-40 mL Amber Unpreserved vials (N/A)
1																6												
2																6												
3																6												
4																6												
5																												
6																												
7																												
8																												
9																												
10																												
11																												
12																												

pH Adjustment Log for Preserved Samples

Sample ID	Type of Preservative	pH upon receipt	Date preservation adjusted	Time preservation adjusted	Amount of Preservative added	Lot #

Note: Whenever there is a discrepancy affecting North Carolina compliance samples, a copy of this form will be sent to the North Carolina DEHNR Certification Office (i.e. Out of hold, incorrect preservative, out of temp, incorrect containers.

Pace Analytical
www.pacelabs.com

Sample Receiving Non-Conformance Form (NCF)

Date: 7-14-21	Evaluated by: Jake Whitman
Client: Montrose EDS	

WO#: 92549610
PM: BV Due Date: 07/15/21
CLIENT: 92-MontEnvGr

1. If Chain-of-Custody (COC) is not received: contact client and if necessary, fill out a COC and indicate that it was filled out by lab personnel. Note issues on this NCF.

2. If COC is incomplete, check applicable issues below and add details where appropriate:

☐ Collection date/time missing or incorrect	☐ Analyses or analytes: missing or clarification needed	☐ Samples listed on COC do not match samples received (missing, additional, etc.)
☐ Sample IDs on COC do not match sample labels	☐ Required trip blanks were not received	☐ Required signatures are missing

Comments/Details/Other Issues not listed above:

3. Sample integrity issues: check applicable issues below and add details where appropriate:

☐ Samples: Past holding time	☐ Samples: Condition needs to be brought to lab personnel's attention (details below)	☐ Preservation: Improper
☐ Samples: Not field filtered	☐ Containers: Broken or compromised	☐ Temperature: not within acceptance criteria (typically 0-6C)
☐ Samples: Insufficient volume received	☐ Containers: Incorrect	☐ Temperature: Samples arrived frozen
☐ Samples: Cooler damaged or compromised	☐ Custody Seals: Missing or compromised on samples, trip blanks or coolers	☑ Vials received with improper headspace
☐ Samples: contain chlorine or sulfides	☐ Packing Material: Insufficient/Improper	☐ Other:

Comments/Details:

Sample SW-6 DGJH 1/6 has headspace

4. If Samples not preserved properly and Sample Receiving adjusts pH, add details below:

Sample ID:	Date/Time:	Amount/type pres added:
Preserved by:	Initial and Final pH:	Lot # of pres added:
Sample ID:	Date/Time:	Amount/type pres added:
Preserved by:	Initial and Final pH:	Lot # of pres added:
Sample ID:	Date/Time:	Amount/type pres added:
Preserved by:	Initial and Final pH:	Lot # of pres added:

5. Client Contact: If client is contacted for any issue listed above, fill in details below:

Client:	Contacted per:	
PM Initials:	Date/Time:	

Client Comments/Instructions:

APPENDIX B

BORING LOGS AND GW-1 FORMS

BORING NUMBER MW-75

Apex Companies

CLIENT Colonial Pipeline
PROJECT NAME 2020-L1-SR2448
PROJECT NUMBER CPC21018
PROJECT LOCATION Huntersville, NC
DATE/TIME STARTED 2/8/2021 **COMPLETED** 2/9/2021
GROUND ELEVATION ____ **TOP OF CASING** ____
DRILLING CONTRACTOR Parratt-Wolff
EQUIPMENT ____
DRILLER Kevin White
GROUND WATER LEVELS AND TIME:
LOGGED BY Kyle Zigler **BOREHOLE DIAMETER** 8 in.
▽ **DURING DRILLING** 36.00 ft
METHOD SPT/HSA
AFTER DRILLING ---

DEPTH (ft)	SAMPLE TYPE NUMBER	ENVIRONMENTAL DATA	GRAPHIC LOG	MATERIAL DESCRIPTION	COMMENTS	WELL DIAGRAM
0				LEAN CLAY, SILTY, (CL) red brown 10R 4/6, moist, no odor, saprolite, micaceous	Well construction details pending.	
5.0				SILT, CLAYEY, (ML) dark yellow brown 10YR 4/4, dry, no odor, saprolite, micaceous		
10				10.0 SILT, SANDY, (ML) brown 10YR 4/3, dry, no odor, saprolite, micaceous with remnant structure (fracture)		
15.0				SILT, SANDY, (ML) brown 10YR 4/3, dry, no odor, saprolite, remnant roots		
20				20.0 SILT, SANDY, (ML) brown 10YR 4/3, dry, no odor, saprolite, trace remnant structure, oxidation present		
25.0				SILT, SANDY, (ML) brown 10YR 5/3, dry, no odor, saprolite	Remnant quartz fracture	
30				30.0 SILT, SANDY, (ML) dark yellow brown 10YR 4/4, dry, no odor, saprolite, remnant structure and oxidation		
35.0				▽ SILT, SANDY, (ML) dark gray 10YR 4/1, dry, no odor, saprolite		
40				40.0 WELL GRADED SAND, SANDY, (SW) gray 10YR 5/1, moist, trace gravel, trace mica, no odor, saprolite, trace quartz		
42.0				WELL GRADED SAND, SANDY, (SW) very dark gray brown 10YR 3/2, wet, trace gravel, trace mica, no odor, saprolite, trace quartz		
46.0				Bottom of borehole at 46.0 feet.		

CPC_HUNTERSVILLE_BH_MW - GINT STD US LAB.GDT - 7/20/21 13:14 - C:\USERS\PUBLIC\DOCUMENTS\BENTLEY\GINTCL\PROJECTS\CPC_HUNTERSVILLE.GPJ

WELL CONSTRUCTION RECORD

This form can be used for single or multiple wells

1. Well Contractor Information:

Kevin White

Well Contractor Name

2973

NC Well Contractor Certification Number

Parratt-Wolff, Inc.

Company Name

2. Well Construction Permit #: _____

List all applicable well permits (i.e. County, State, Variance, Injection, etc.)

3. Well Use (check well use):

Water Supply Well:

☐Agricultural ☐Municipal/Public

☐Geothermal (Heating/Cooling Supply) ☐Residential Water Supply (single)

☐Industrial/Commercial ☐Residential Water Supply (shared)

☐Irrigation

Non-Water Supply Well:

☑Monitoring ☐Recovery

Injection Well:

☐Aquifer Recharge ☐Groundwater Remediation

☐Aquifer Storage and Recovery ☐Salinity Barrier

☐Aquifer Test ☐Stormwater Drainage

☐Experimental Technology ☐Subsidence Control

☐Geothermal (Closed Loop) ☐Tracer

☐Geothermal (Heating/Cooling Return) ☐Other (explain under #21 Remarks)

4. Date Well(s) Completed: 2/9/21 **Well ID#** MW-75

5a. Well Location:

Colonial Pipeline Company

Facility/Owner Name

Facility ID# (if applicable)

14511 Huntersville-Concord Road, Huntersville, NC 28078

Physical Address, City, and Zip

Mecklenburg

County

Parcel Identification No. (PIN)

5b. Latitude and Longitude in degrees/minutes/seconds or decimal degrees:
(if well field, one lat/long is sufficient)

35.414285 N -80.804117 W

6. Is (are) the well(s): ☑**Permanent** or ☐**Temporary**

7. Is this a repair to an existing well: ☐Yes or ☑No

If this is a repair, fill out known well construction information and explain the nature of the repair under #21 remarks section or on the back of this form.

8. Number of wells constructed: 1

For multiple injection or non-water supply wells ONLY with the same construction, you can submit one form.

9. Total well depth below land surface: 46 **(ft.)**

For multiple wells list all depths if different (example- 3@200' and 2@100')

10. Static water level below top of casing: 41 **(ft.)**

If water level is above casing, use "-"

11. Borehole diameter: 2 **(in.)**

12. Well construction method: 8 1/4 HSA & 2" split spoons

(i.e. auger, rotary, cable, direct push, etc.)

FOR WATER SUPPLY WELLS ONLY:

13a. Yield (gpm) _____ **Method of test:** _____

13b. Disinfection type: _____ **Amount:** _____

For Internal Use ONLY:

14. WATER ZONES

FROM	TO	DESCRIPTION
41 ft.	46 ft.	wet
ft.	ft.	

15. OUTER CASING (for multi-cased wells) OR LINER (if applicable)

FROM	TO	DIAMETER	THICKNESS	MATERIAL
ft.	ft.	in.		

16. INNER CASING OR TUBING (geothermal closed-loop)

FROM	TO	DIAMETER	THICKNESS	MATERIAL
0 ft.	31 ft.	2 in.	sch40	pvc
ft.	ft.	in.		

17. SCREEN

FROM	TO	DIAMETER	SLOT SIZE	THICKNESS	MATERIAL
31 ft.	46 ft.	2 in.	.010	sch40	pvc
ft.	ft.	in.			

18. GROUT

FROM	TO	MATERIAL	EMPLACEMENT METHOD & AMOUNT
0 ft.	27 ft.	Portland Cem	Tremie
27 ft.	29 ft.	Bentonite Chi	Tremie
ft.	ft.		

19. SAND/GRAVEL PACK (if applicable)

FROM	TO	MATERIAL	EMPLACEMENT METHOD
29 ft.	46 ft.	#1 Sand	Tremie
ft.	ft.		

20. DRILLING LOG (attach additional sheets if necessary)

FROM	TO	DESCRIPTION (color, hardness, soil/rock type, grain size, etc.)
ft.	ft.	
ft.	ft.	
ft.	ft.	
ft.	ft.	
ft.	ft.	
ft.	ft.	
ft.	ft.	

21. REMARKS

8" FMC

2 x2 pad

22. Certification:

Signature of Certified Well Contractor

2.12.21

Date

By signing this form, I hereby certify that the well(s) was (were) constructed in accordance with 15A NCAC 02C .0100 or 15A NCAC 02C .0200 Well Construction Standards and that a copy of this record has been provided to the well owner.

23. Site diagram or additional well details:

You may use the back of this page to provide additional well site details or well construction details. You may also attach additional pages if necessary.

SUBMITTAL INSTUCTIONS

24a. For All Wells: Submit this form within 30 days of completion of well construction to the following:

Division of Water Resources, Information Processing Unit,
1617 Mail Service Center, Raleigh, NC 27699-1617

24b. For Injection Wells ONLY: In addition to sending the form to the address in 24a above, also submit a copy of this form within 30 days of completion of well construction to the following:

Division of Water Resources, Underground Injection Control Program,
1636 Mail Service Center, Raleigh, NC 27699-1636

24c. For Water Supply & Injection Wells:

Also submit one copy of this form within 30 days of completion of well construction to the county health department of the county where constructed.

BORING NUMBER MW-85

Apex Companies

CLIENT Colonial Pipeline
PROJECT NAME 2020-L1-SR2448
PROJECT NUMBER CPC21018
PROJECT LOCATION Huntersville, NC
DATE/TIME STARTED 3/8/2021 **COMPLETED** 3/9/2021
GROUND ELEVATION _____ **TOP OF CASING** _____
DRILLING CONTRACTOR Parratt-Wolff
EQUIPMENT _____
DRILLER Kevin White
GROUND WATER LEVELS AND TIME:
LOGGED BY Kyle Zigler **BOREHOLE DIAMETER** 8 in.
DURING DRILLING ---
METHOD SPT/HSA
AFTER DRILLING ---

DEPTH (ft)	SAMPLE TYPE NUMBER	ENVIRONMENTAL DATA	GRAPHIC LOG	MATERIAL DESCRIPTION	COMMENTS	WELL DIAGRAM
0						Casing Type: 4
5						grout
10						4" Sch 40 PVC casing
15						bentonite
20						
25						silica sand #2
30						4" Sch 40 PVC 0.010 slotted screen
35						

CPC_HUNTERSVILLE_BH_MW - GINT STD US LAB.GDT - 7/20/21 13:14 - C:\USERS\PUBLIC\DOCUMENTS\BENTLEY\GINTCL\PROJECTS\CPC_HUNTERSVILLE.GPJ

WELL CONSTRUCTION RECORD

This form can be used for single or multiple wells

For Internal Use ONLY:

1. Well Contractor Information:

Kevin White

Well Contractor Name

2973

NC Well Contractor Certification Number

Parratt-Wolff, Inc.

Company Name

2. Well Construction Permit #: _____

List all applicable well permits (i.e. County, State, Variance, Injection, etc.)

3. Well Use (check well use):

Water Supply Well:

☐Agricultural ☐Municipal/Public

☐Geothermal (Heating/Cooling Supply) ☐Residential Water Supply (single)

☐Industrial/Commercial ☐Residential Water Supply (shared)

☐Irrigation

Non-Water Supply Well:

☑Monitoring ☐Recovery

Injection Well:

☐Aquifer Recharge ☐Groundwater Remediation

☐Aquifer Storage and Recovery ☐Salinity Barrier

☐Aquifer Test ☐Stormwater Drainage

☐Experimental Technology ☐Subsidence Control

☐Geothermal (Closed Loop) ☐Tracer

☐Geothermal (Heating/Cooling Return) ☐Other (explain under #21 Remarks)

4. Date Well(s) Completed: 3/9/21 **Well ID#** MW-85

5a. Well Location:

Colonial Pipeline Company

Facility/Owner Name

Facility ID# (if applicable)

14511 Huntersville-Concord Road, Huntersville, NC 28078

Physical Address, City, and Zip

Mecklenburg

County

Parcel Identification No. (PIN)

5b. Latitude and Longitude in degrees/minutes/seconds or decimal degrees:
(if well field, one lat/long is sufficient)

35.413253 N -80.807913 W

6. Is (are) the well(s): ☑**Permanent** or ☐**Temporary**

7. Is this a repair to an existing well: ☐Yes or ☑No

If this is a repair, fill out known well construction information and explain the nature of the repair under #21 remarks section or on the back of this form.

8. Number of wells constructed: 1

*For multiple injection or non-water supply wells **ONLY** with the **same construction**, you can submit one form.*

9. Total well depth below land surface: 36 **(ft.)**

For multiple wells list all depths if different (example- 3@200' and 2@100')

10. Static water level below top of casing: 30 **(ft.)**

If water level is above casing, use "-"

11. Borehole diameter: 4 **(in.)**

12. Well construction method: 10 5/8 HSA & 2" spoons

(i.e. auger, rotary, cable, direct push, etc.)

FOR WATER SUPPLY WELLS ONLY:

13a. Yield (gpm) _____ **Method of test:** _____

13b. Disinfection type: _____ **Amount:** _____

14. WATER ZONES

FROM	TO	DESCRIPTION
30 ft.	366 ft.	wet
ft.	ft.	

15. OUTER CASING (for multi-cased wells) OR LINER (if applicable)

FROM	TO	DIAMETER	THICKNESS	MATERIAL
ft.	ft.	in.		

16. INNER CASING OR TUBING (geothermal closed-loop)

FROM	TO	DIAMETER	THICKNESS	MATERIAL
0 ft.	16 ft.	2 in.	sch40	pvc
ft.	ft.	in.		

17. SCREEN

FROM	TO	DIAMETER	SLOT SIZE	THICKNESS	MATERIAL
16 ft.	36 ft.	2 in.	.010	sch40	pvc
ft.	ft.	in.			

18. GROUT

FROM	TO	MATERIAL	EMPLACEMENT METHOD & AMOUNT
0 ft.	12 ft.	Portland Cem	Tremie
12 ft.	14 ft.	Bentonite Chi	Tremie
ft.	ft.		

19. SAND/GRAVEL PACK (if applicable)

FROM	TO	MATERIAL	EMPLACEMENT METHOD
14 ft.	36 ft.	#1 Sand	Tremie
ft.	ft.		

20. DRILLING LOG (attach additional sheets if necessary)

FROM	TO	DESCRIPTION (color, hardness, soil/rock type, grain size, etc.)
ft.	ft.	
ft.	ft.	
ft.	ft.	
ft.	ft.	
ft.	ft.	
ft.	ft.	
ft.	ft.	

21. REMARKS

8" Flushmount

2 x2 pad

22. Certification:

Signature of Certified Well Contractor — Date: 4-1-21

By signing this form, I hereby certify that the well(s) was (were) constructed in accordance with 15A NCAC 02C .0100 or 15A NCAC 02C .0200 Well Construction Standards and that a copy of this record has been provided to the well owner.

23. Site diagram or additional well details:

You may use the back of this page to provide additional well site details or well construction details. You may also attach additional pages if necessary.

SUBMITTAL INSTUCTIONS

24a. For All Wells: Submit this form within 30 days of completion of well construction to the following:

Division of Water Resources, Information Processing Unit,
1617 Mail Service Center, Raleigh, NC 27699-1617

24b. For Injection Wells ONLY: In addition to sending the form to the address in 24a above, also submit a copy of this form within 30 days of completion of well construction to the following:

Division of Water Resources, Underground Injection Control Program,
1636 Mail Service Center, Raleigh, NC 27699-1636

24c. For Water Supply & Injection Wells:

Also submit one copy of this form within 30 days of completion of well construction to the county health department of the county where constructed.

BORING NUMBER AS-16

Apex Companies

CLIENT Colonial Pipeline
PROJECT NAME 2020-L1-SR2448
PROJECT NUMBER CPC21018
PROJECT LOCATION Huntersville, NC
DATE/TIME STARTED 6/17/2021 **COMPLETED** 6/17/2021
GROUND ELEVATION _____ **TOP OF CASING** _____
DRILLING CONTRACTOR Parratt-Wolff
EQUIPMENT CME 550X
DRILLER Kevin White
GROUND WATER LEVELS AND TIME:
LOGGED BY Nia Watson **BOREHOLE DIAMETER** 8.25 in.
DURING DRILLING ---
METHOD Hollow Stem Auger 8.25"
AFTER DRILLING ---

DEPTH (ft)	SAMPLE TYPE NUMBER	ENVIRONMENTAL DATA	GRAPHIC LOG	MATERIAL DESCRIPTION	COMMENTS	WELL DIAGRAM
0						Casing Type: 2
5						
10						Lehigh Type I/II Portland Cement 2-in. Sch 40 PVC casing
15						
20						
25						Sodium Bentonite 3/8" Chips
30						#1 Grade Silica Sand 2-in. Sch 40 PVC 0.010 slotted screen Sand Cellar

CPC_HUNTERSVILLE_BH_MW - GINT STD US LAB.GDT - 7/20/21 13:12 - C:\USERS\PUBLIC\DOCUMENTS\BENTLEY\GINTCL\PROJECTS\CPC_HUNTERSVILLE.GPJ

WELL CONSTRUCTION RECORD

This form can be used for single or multiple wells

1. Well Contractor Information:

Kevin White

Well Contractor Name

2973

NC Well Contractor Certification Number

Parratt-Wolff, Inc.

Company Name

2. Well Construction Permit #: _____

List all applicable well permits (i.e. County, State, Variance, Injection, etc.)

3. Well Use (check well use):

Water Supply Well:

☐Agricultural ☐Municipal/Public

☐Geothermal (Heating/Cooling Supply) ☐Residential Water Supply (single)

☐Industrial/Commercial ☐Residential Water Supply (shared)

☐Irrigation

Non-Water Supply Well:

☑Monitoring ☐Recovery

Injection Well:

☐Aquifer Recharge ☐Groundwater Remediation

☐Aquifer Storage and Recovery ☐Salinity Barrier

☐Aquifer Test ☐Stormwater Drainage

☐Experimental Technology ☐Subsidence Control

☐Geothermal (Closed Loop) ☐Tracer

☐Geothermal (Heating/Cooling Return) ☐Other (explain under #21 Remarks)

4. Date Well(s) Completed: 6-17-21 **Well ID#** AS-16

5a. Well Location:

Colonial Pipeline Company

Facility/Owner Name

Facility ID# (if applicable)

14511 Huntersville-Concord Road, Huntersville, NC 28078

Physical Address, City, and Zip

Mecklenburg

County

Parcel Identification No. (PIN)

5b. Latitude and Longitude in degrees/minutes/seconds or decimal degrees:
(if well field, one lat/long is sufficient)

35.412252 N -80.806403 W

6. Is (are) the well(s): ☑**Permanent** or ☐**Temporary**

7. Is this a repair to an existing well: ☐**Yes** or ☑**No**

If this is a repair, fill out known well construction information and explain the nature of the repair under #21 remarks section or on the back of this form.

8. Number of wells constructed: 1

*For multiple injection or non-water supply wells **ONLY** with the **same construction**, you can submit one form.*

9. Total well depth below land surface: 30 **(ft.)**

For multiple wells list all depths if different (example- 3@200' and 2@100')

10. Static water level below top of casing: None **(ft.)**

If water level is above casing, use "+"

11. Borehole diameter: 2 **(in.)**

12. Well construction method: 8 1/4 HSA and 2" spoons

(i.e. auger, rotary, cable, direct push, etc.)

FOR WATER SUPPLY WELLS ONLY:

13a. Yield (gpm) _____ **Method of test:** _____

13b. Disinfection type: _____ **Amount:** _____

For Internal Use ONLY:

14. WATER ZONES

FROM	TO	DESCRIPTION
ft.	ft.	
ft.	ft.	

15. OUTER CASING (for multi-cased wells) OR LINER (if applicable)

FROM	TO	DIAMETER	THICKNESS	MATERIAL
ft.	ft.	in.		

16. INNER CASING OR TUBING (geothermal closed-loop)

FROM	TO	DIAMETER	THICKNESS	MATERIAL
0 ft.	28 ft.	2 in.	sch40	pvc
ft.	ft.	in.		

17. SCREEN

FROM	TO	DIAMETER	SLOT SIZE	THICKNESS	MATERIAL
28 ft.	30 ft.	2 in.	.010	sch40	pvc
ft.	ft.	in.			

18. GROUT

FROM	TO	MATERIAL	EMPLACEMENT METHOD & AMOUNT
0 ft.	24 ft.	Portland Cem	Tremie
24 ft.	26 ft.	Bentonite Chi	Tremie
ft.	ft.		

19. SAND/GRAVEL PACK (if applicable)

FROM	TO	MATERIAL	EMPLACEMENT METHOD
26 ft.	30 ft.	#1 Sand	Tremie
ft.	ft.		

20. DRILLING LOG (attach additional sheets if necessary)

FROM	TO	DESCRIPTION (color, hardness, soil/rock type, grain size, etc.)
ft.	ft.	
ft.	ft.	
ft.	ft.	
ft.	ft.	
ft.	ft.	
ft.	ft.	
ft.	ft.	

21. REMARKS

12" Cover

2 X 2 pad

22. Certification:

Signature of Certified Well Contractor — Date: 7.1.21

By signing this form, I hereby certify that the well(s) was (were) constructed in accordance with 15A NCAC 02C .0100 or 15A NCAC 02C .0200 Well Construction Standards and that a copy of this record has been provided to the well owner.

23. Site diagram or additional well details:

You may use the back of this page to provide additional well site details or well construction details. You may also attach additional pages if necessary.

SUBMITTAL INSTUCTIONS

24a. For All Wells: Submit this form within 30 days of completion of well construction to the following:

**Division of Water Resources, Information Processing Unit,
1617 Mail Service Center, Raleigh, NC 27699-1617**

24b. For Injection Wells ONLY: In addition to sending the form to the address in 24a above, also submit a copy of this form within 30 days of completion of well construction to the following:

**Division of Water Resources, Underground Injection Control Program,
1636 Mail Service Center, Raleigh, NC 27699-1636**

24c. For Water Supply & Injection Wells:

Also submit one copy of this form within 30 days of completion of well construction to the county health department of the county where constructed.

BORING NUMBER AS-17

Apex Companies

CLIENT Colonial Pipeline
PROJECT NAME 2020-L1-SR2448
PROJECT NUMBER CPC21018
PROJECT LOCATION Huntersville, NC
DATE/TIME STARTED 6/18/2021 **COMPLETED** 6/18/2021
GROUND ELEVATION _____ **TOP OF CASING** _____
DRILLING CONTRACTOR Parratt-Wolff
EQUIPMENT CME 550X
DRILLER Kevin White
GROUND WATER LEVELS AND TIME:
LOGGED BY Nia Watson **BOREHOLE DIAMETER** 8.25 in.
DURING DRILLING ---
METHOD Hollow Stem Auger 8.25"
AFTER DRILLING ---

DEPTH (ft)	SAMPLE TYPE NUMBER	ENVIRONMENTAL DATA	GRAPHIC LOG	MATERIAL DESCRIPTION	COMMENTS	WELL DIAGRAM
0						Casing Type: 2
5						
10						
15						
20						Lehigh Type I/II Portland Cement 2-in. Sch 40 PVC casing
25						
30						
35						Sodium Bentonite 3/8" Chips
40						#1 Grade Silica Sand 2-in. Sch 40 PVC 0.010 slotted screen Sand Cellar

CPC_HUNTERSVILLE_BH_MW - GINT STD US LAB.GDT - 7/20/21 13:12 - C:\USERS\PUBLIC\DOCUMENTS\BENTLEY\GINTCL\PROJECTS\CPC_HUNTERSVILLE.GPJ

WELL CONSTRUCTION RECORD

This form can be used for single or multiple wells

1. Well Contractor Information:

Kevin White

Well Contractor Name

2973

NC Well Contractor Certification Number

Parratt-Wolff, Inc.

Company Name

2. Well Construction Permit #: _____

List all applicable well permits (i.e. County, State, Variance, Injection, etc.)

3. Well Use (check well use):

Water Supply Well:

☐Agricultural ☐Municipal/Public

☐Geothermal (Heating/Cooling Supply) ☐Residential Water Supply (single)

☐Industrial/Commercial ☐Residential Water Supply (shared)

☐Irrigation

Non-Water Supply Well:

☑Monitoring ☐Recovery

Injection Well:

☐Aquifer Recharge ☐Groundwater Remediation

☐Aquifer Storage and Recovery ☐Salinity Barrier

☐Aquifer Test ☐Stormwater Drainage

☐Experimental Technology ☐Subsidence Control

☐Geothermal (Closed Loop) ☐Tracer

☐Geothermal (Heating/Cooling Return) ☐Other (explain under #21 Remarks)

4. Date Well(s) Completed: 6-18-21 **Well ID#** AS-17

5a. Well Location:

Colonial Pipeline Company

Facility/Owner Name

Facility ID# (if applicable)

14511 Huntersville-Concord Road, Huntersville, NC 28078

Physical Address, City, and Zip

Mecklenburg

County

Parcel Identification No. (PIN)

5b. Latitude and Longitude in degrees/minutes/seconds or decimal degrees:
(if well field, one lat/long is sufficient)

35.412265 N -80.806462 W

6. Is (are) the well(s): ☑**Permanent** or ☐**Temporary**

7. Is this a repair to an existing well: ☐**Yes** or ☑**No**

If this is a repair, fill out known well construction information and explain the nature of the repair under #21 remarks section or on the back of this form.

8. Number of wells constructed: 1

For multiple injection or non-water supply wells ONLY with the same construction, you can submit one form.

9. Total well depth below land surface: 42 **(ft.)**

For multiple wells list all depths if different (example- 3@200' and 2@100')

10. Static water level below top of casing: 30 **(ft.)**

If water level is above casing, use "-"

11. Borehole diameter: 2 **(in.)**

12. Well construction method: 8 1/4 HSA and 2" spoons

(i.e. auger, rotary, cable, direct push, etc.)

FOR WATER SUPPLY WELLS ONLY:

13a. Yield (gpm) _____ **Method of test:** _____

13b. Disinfection type: _____ **Amount:** _____

For Internal Use ONLY:

14. WATER ZONES

FROM	TO	DESCRIPTION
ft.	ft.	
ft.	ft.	

15. OUTER CASING (for multi-cased wells) OR LINER (if applicable)

FROM	TO	DIAMETER	THICKNESS	MATERIAL
ft.	ft.	in.		

16. INNER CASING OR TUBING (geothermal closed-loop)

FROM	TO	DIAMETER	THICKNESS	MATERIAL
0 ft.	40 ft.	2 in.	sch40	pvc
ft.	ft.	in.		

17. SCREEN

FROM	TO	DIAMETER	SLOT SIZE	THICKNESS	MATERIAL
40 ft.	42 ft.	2 in.	.010	sch40	pvc
ft.	ft.	in.			

18. GROUT

FROM	TO	MATERIAL	EMPLACEMENT METHOD & AMOUNT
0 ft.	36 ft.	Portland Cem	Tremie
36 ft.	38 ft.	Bentonite Chi	Tremie
ft.	ft.		

19. SAND/GRAVEL PACK (if applicable)

FROM	TO	MATERIAL	EMPLACEMENT METHOD
38 ft.	42 ft.	#1 Sand	Tremie
ft.	ft.		

20. DRILLING LOG (attach additional sheets if necessary)

FROM	TO	DESCRIPTION (color, hardness, soil/rock type, grain size, etc.)
ft.	ft.	
ft.	ft.	
ft.	ft.	
ft.	ft.	
ft.	ft.	
ft.	ft.	
ft.	ft.	

21. REMARKS

12" Cover

2 X 2 pad

22. Certification:

Signature of Certified Well Contractor — Date: 7.1.21

By signing this form, I hereby certify that the well(s) was (were) constructed in accordance with 15A NCAC 02C .0100 or 15A NCAC 02C .0200 Well Construction Standards and that a copy of this record has been provided to the well owner.

23. Site diagram or additional well details:

You may use the back of this page to provide additional well site details or well construction details. You may also attach additional pages if necessary.

SUBMITTAL INSTUCTIONS

24a. For All Wells: Submit this form within 30 days of completion of well construction to the following:

Division of Water Resources, Information Processing Unit,
1617 Mail Service Center, Raleigh, NC 27699-1617

24b. For Injection Wells ONLY: In addition to sending the form to the address in 24a above, also submit a copy of this form within 30 days of completion of well construction to the following:

Division of Water Resources, Underground Injection Control Program,
1636 Mail Service Center, Raleigh, NC 27699-1636

24c. For Water Supply & Injection Wells:

Also submit one copy of this form within 30 days of completion of well construction to the county health department of the county where constructed.

BORING NUMBER AS-18

Apex Companies

CLIENT Colonial Pipeline
PROJECT NAME 2020-L1-SR2448
PROJECT NUMBER CPC21018
PROJECT LOCATION Huntersville, NC
DATE/TIME STARTED 6/22/2021 **COMPLETED** 6/22/2021
GROUND ELEVATION _____ **TOP OF CASING** _____
DRILLING CONTRACTOR Parratt-Wolff
EQUIPMENT CME 550X
DRILLER Kevin White
GROUND WATER LEVELS AND TIME:
LOGGED BY Nia Watson **BOREHOLE DIAMETER** 8.25 in.
▽ **DURING DRILLING** 26.00 ft
METHOD Hollow Stem Auger 8.25"
AFTER DRILLING ---

DEPTH (ft)	SAMPLE TYPE NUMBER	ENVIRONMENTAL DATA	GRAPHIC LOG	MATERIAL DESCRIPTION	COMMENTS	WELL DIAGRAM
0						Casing Type: 2
10						
20						Lehigh Type I/II Portland Cement 2-in. Sch 40 PVC casing
30				▽		
40						Sodium Bentonite 3/8" Chips #1 Grade Silica Sand 2-in. Sch 40 PVC 0.010 slotted screen Sand Cellar

CPC_HUNTERSVILLE_BH_MW - GINT STD US LAB.GDT - 7/20/21 13:12 - C:\USERS\PUBLIC\DOCUMENTS\BENTLEY\GINTCL\PROJECTS\CPC_HUNTERSVILLE.GPJ

WELL CONSTRUCTION RECORD

This form can be used for single or multiple wells

1. Well Contractor Information:

Kevin White

Well Contractor Name

2973

NC Well Contractor Certification Number

Parratt-Wolff, Inc.

Company Name

2. Well Construction Permit #: _____

List all applicable well permits (i.e. County, State, Variance, Injection, etc.)

3. Well Use (check well use):

Water Supply Well:

☐Agricultural ☐Municipal/Public

☐Geothermal (Heating/Cooling Supply) ☐Residential Water Supply (single)

☐Industrial/Commercial ☐Residential Water Supply (shared)

☐Irrigation

Non-Water Supply Well:

☑Monitoring ☐Recovery

Injection Well:

☐Aquifer Recharge ☐Groundwater Remediation

☐Aquifer Storage and Recovery ☐Salinity Barrier

☐Aquifer Test ☐Stormwater Drainage

☐Experimental Technology ☐Subsidence Control

☐Geothermal (Closed Loop) ☐Tracer

☐Geothermal (Heating/Cooling Return) ☐Other (explain under #21 Remarks)

4. Date Well(s) Completed: 6-22-21 **Well ID#** AS-18

5a. Well Location:

Colonial Pipeline Company

Facility/Owner Name

Facility ID# (if applicable)

14511 Huntersville-Concord Road, Huntersville, NC 28078

Physical Address, City, and Zip

Mecklenburg

County

Parcel Identification No. (PIN)

5b. Latitude and Longitude in degrees/minutes/seconds or decimal degrees:
(if well field, one lat/long is sufficient)

35.4123284 N -80.806907 W

6. Is (are) the well(s): ☑**Permanent** or ☐**Temporary**

7. Is this a repair to an existing well: ☐**Yes** or ☑**No**

If this is a repair, fill out known well construction information and explain the nature of the repair under #21 remarks section or on the back of this form.

8. Number of wells constructed: 1

*For multiple injection or non-water supply wells **ONLY** with the **same construction**, you can submit one form.*

9. Total well depth below land surface: 46 **(ft.)**

For multiple wells list all depths if different (example- 3@200' and 2@100')

10. Static water level below top of casing: 37 **(ft.)**

If water level is above casing, use "-"

11. Borehole diameter: 2 **(in.)**

12. Well construction method: 8 1/4 HSA and 2" spoons

(i.e. auger, rotary, cable, direct push, etc.)

FOR WATER SUPPLY WELLS ONLY:

13a. Yield (gpm) _____ **Method of test:** _____

13b. Disinfection type: _____ **Amount:** _____

For Internal Use ONLY:

14. WATER ZONES

FROM	TO	DESCRIPTION
37 ft.	46 ft.	Wet
ft.	ft.	

15. OUTER CASING (for multi-cased wells) OR LINER (if applicable)

FROM	TO	DIAMETER	THICKNESS	MATERIAL
ft.	ft.	in.		

16. INNER CASING OR TUBING (geothermal closed-loop)

FROM	TO	DIAMETER	THICKNESS	MATERIAL
0 ft.	44 ft.	2 in.	sch40	pvc
ft.	ft.	in.		

17. SCREEN

FROM	TO	DIAMETER	SLOT SIZE	THICKNESS	MATERIAL
44 ft.	46 ft.	2 in.	.010	sch40	pvc
ft.	ft.	in.			

18. GROUT

FROM	TO	MATERIAL	EMPLACEMENT METHOD & AMOUNT
0 ft.	40 ft.	Portland Cem	Tremie
40 ft.	42 ft.	Bentonite Chi	Tremie
ft.	ft.		

19. SAND/GRAVEL PACK (if applicable)

FROM	TO	MATERIAL	EMPLACEMENT METHOD
42 ft.	46 ft.	#1 Sand	Tremie
ft.	ft.		

20. DRILLING LOG (attach additional sheets if necessary)

FROM	TO	DESCRIPTION (color, hardness, soil/rock type, grain size, etc.)
ft.	ft.	
ft.	ft.	
ft.	ft.	
ft.	ft.	
ft.	ft.	
ft.	ft.	
ft.	ft.	

21. REMARKS

12" Cover

2 X 2 pad

22. Certification:

Ken White 7.1.21

Signature of Certified Well Contractor Date

By signing this form, I hereby certify that the well(s) was (were) constructed in accordance with 15A NCAC 02C .0100 or 15A NCAC 02C .0200 Well Construction Standards and that a copy of this record has been provided to the well owner.

23. Site diagram or additional well details:

You may use the back of this page to provide additional well site details or well construction details. You may also attach additional pages if necessary.

SUBMITTAL INSTUCTIONS

24a. For All Wells: Submit this form within 30 days of completion of well construction to the following:

Division of Water Resources, Information Processing Unit,
1617 Mail Service Center, Raleigh, NC 27699-1617

24b. For Injection Wells ONLY: In addition to sending the form to the address in 24a above, also submit a copy of this form within 30 days of completion of well construction to the following:

Division of Water Resources, Underground Injection Control Program,
1636 Mail Service Center, Raleigh, NC 27699-1636

24c. For Water Supply & Injection Wells:

Also submit one copy of this form within 30 days of completion of well construction to the county health department of the county where constructed.

BORING NUMBER AS-19

Apex Companies

CLIENT Colonial Pipeline
PROJECT NAME 2020-L1-SR2448
PROJECT NUMBER CPC21018
PROJECT LOCATION Huntersville, NC
DATE/TIME STARTED 6/23/2021 **COMPLETED** 6/23/2021
GROUND ELEVATION _____ **TOP OF CASING** _____
DRILLING CONTRACTOR Parratt-Wolff
EQUIPMENT CME 550X
DRILLER Kevin White
GROUND WATER LEVELS AND TIME:
LOGGED BY Nia Watson **BOREHOLE DIAMETER** 8.25 in.
▽ **DURING DRILLING** 24.00 ft
METHOD Hollow Stem Auger 8.25"
AFTER DRILLING ---

DEPTH (ft)	SAMPLE TYPE NUMBER	ENVIRONMENTAL DATA	GRAPHIC LOG	MATERIAL DESCRIPTION	COMMENTS	WELL DIAGRAM
0						Casing Type: 2
10				▽		Lehigh Type I/II Portland Cement 2-in. Sch 40 PVC casing
20						
30						Sodium Bentonite 3/8" Chips
40						#1 Grade Silica Sand 2-in. Sch 40 PVC 0.010 slotted screen Sand Cellar

CPC_HUNTERSVILLE_BH_MW - GINT STD US LAB.GDT - 7/20/21 13:12 - C:\USERS\PUBLIC\DOCUMENTS\BENTLEY\GINTCL\PROJECTS\CPC_HUNTERSVILLE.GPJ

WELL CONSTRUCTION RECORD

This form can be used for single or multiple wells

1. Well Contractor Information:

Kevin White

Well Contractor Name

2973

NC Well Contractor Certification Number

Parratt-Wolff, Inc.

Company Name

2. Well Construction Permit #: _____

List all applicable well permits (i.e. County, State, Variance, Injection, etc.)

3. Well Use (check well use):

Water Supply Well:

☐Agricultural ☐Municipal/Public

☐Geothermal (Heating/Cooling Supply) ☐Residential Water Supply (single)

☐Industrial/Commercial ☐Residential Water Supply (shared)

☐Irrigation

Non-Water Supply Well:

☑Monitoring ☐Recovery

Injection Well:

☐Aquifer Recharge ☐Groundwater Remediation

☐Aquifer Storage and Recovery ☐Salinity Barrier

☐Aquifer Test ☐Stormwater Drainage

☐Experimental Technology ☐Subsidence Control

☐Geothermal (Closed Loop) ☐Tracer

☐Geothermal (Heating/Cooling Return) ☐Other (explain under #21 Remarks)

4. Date Well(s) Completed: 6-23-21 **Well ID#** AS-19

5a. Well Location:

Colonial Pipeline Company

Facility/Owner Name

Facility ID# (if applicable)

14511 Huntersville-Concord Road, Huntersville, NC 28078

Physical Address, City, and Zip

Mecklenburg

County

Parcel Identification No. (PIN)

5b. Latitude and Longitude in degrees/minutes/seconds or decimal degrees:
(if well field, one lat/long is sufficient)

35.412371 N -80.807127 W

6. Is (are) the well(s): ☑**Permanent** or ☐**Temporary**

7. Is this a repair to an existing well: ☐**Yes** or ☑**No**

If this is a repair, fill out known well construction information and explain the nature of the repair under #21 remarks section or on the back of this form.

8. Number of wells constructed: 1

*For multiple injection or non-water supply wells **ONLY** with the **same construction**, you can submit one form.*

9. Total well depth below land surface: 49 **(ft.)**

For multiple wells list all depths if different (example- 3@200' and 2@100')

10. Static water level below top of casing: 30 **(ft.)**

If water level is above casing, use "-"

11. Borehole diameter: 2 **(in.)**

12. Well construction method: 8 1/4 HSA and 2" spoons

(i.e. auger, rotary, cable, direct push, etc.)

FOR WATER SUPPLY WELLS ONLY:

13a. Yield (gpm) _____ **Method of test:** _____

13b. Disinfection type: _____ **Amount:** _____

For Internal Use ONLY:

14. WATER ZONES

FROM	TO	DESCRIPTION
30 ft.	49 ft.	Wet
ft.	ft.	

15. OUTER CASING (for multi-cased wells) OR LINER (if applicable)

FROM	TO	DIAMETER	THICKNESS	MATERIAL
ft.	ft.	in.		

16. INNER CASING OR TUBING (geothermal closed-loop)

FROM	TO	DIAMETER	THICKNESS	MATERIAL
0 ft.	47 ft.	2 in.	sch40	pvc
ft.	ft.	in.		

17. SCREEN

FROM	TO	DIAMETER	SLOT SIZE	THICKNESS	MATERIAL
47 ft.	49 ft.	2 in.	.010	sch40	pvc
ft.	ft.	in.			

18. GROUT

FROM	TO	MATERIAL	EMPLACEMENT METHOD & AMOUNT
0 ft.	43 ft.	Portland Cem	Tremie
43 ft.	45 ft.	Bentonite Chi	Tremie
ft.	ft.		

19. SAND/GRAVEL PACK (if applicable)

FROM	TO	MATERIAL	EMPLACEMENT METHOD
45 ft.	49 ft.	#1 Sand	Tremie
ft.	ft.		

20. DRILLING LOG (attach additional sheets if necessary)

FROM	TO	DESCRIPTION (color, hardness, soil/rock type, grain size, etc.)
ft.	ft.	
ft.	ft.	
ft.	ft.	
ft.	ft.	
ft.	ft.	
ft.	ft.	
ft.	ft.	

21. REMARKS

12" Cover

2 X 2 pad

22. Certification:

Signature of Certified Well Contractor — Date: 7.1.21

By signing this form, I hereby certify that the well(s) was (were) constructed in accordance with 15A NCAC 02C .0100 or 15A NCAC 02C .0200 Well Construction Standards and that a copy of this record has been provided to the well owner.

23. Site diagram or additional well details:

You may use the back of this page to provide additional well site details or well construction details. You may also attach additional pages if necessary.

SUBMITTAL INSTUCTIONS

24a. For All Wells: Submit this form within 30 days of completion of well construction to the following:

**Division of Water Resources, Information Processing Unit,
1617 Mail Service Center, Raleigh, NC 27699-1617**

24b. For Injection Wells ONLY: In addition to sending the form to the address in 24a above, also submit a copy of this form within 30 days of completion of well construction to the following:

**Division of Water Resources, Underground Injection Control Program,
1636 Mail Service Center, Raleigh, NC 27699-1636**

24c. For Water Supply & Injection Wells:

Also submit one copy of this form within 30 days of completion of well construction to the county health department of the county where constructed.

BORING NUMBER AS-20

Apex Companies

CLIENT Colonial Pipeline
PROJECT NAME 2020-L1-SR2448
PROJECT NUMBER CPC21018
PROJECT LOCATION Huntersville, NC
DATE/TIME STARTED 6/28/2021 **COMPLETED** 6/28/2021
GROUND ELEVATION _____ **TOP OF CASING** _____
DRILLING CONTRACTOR Parratt-Wolff
EQUIPMENT CME 550X
DRILLER Kevin White
GROUND WATER LEVELS AND TIME:
LOGGED BY Nia Watson **BOREHOLE DIAMETER** 8.25 in.
DURING DRILLING ---
METHOD Hollow Stem Auger 8.25"
AFTER DRILLING ---

DEPTH (ft)	SAMPLE TYPE NUMBER	ENVIRONMENTAL DATA	GRAPHIC LOG	MATERIAL DESCRIPTION	COMMENTS	WELL DIAGRAM
0						Casing Type: 2
10						
20						Lehigh Type I/II Portland Cement 2-in. Sch 40 PVC casing
30						Sodium Bentonite 3/8" Chips
40						#1 Grade Silica Sand 2-in. Sch 40 PVC 0.010 slotted screen Sand Cellar

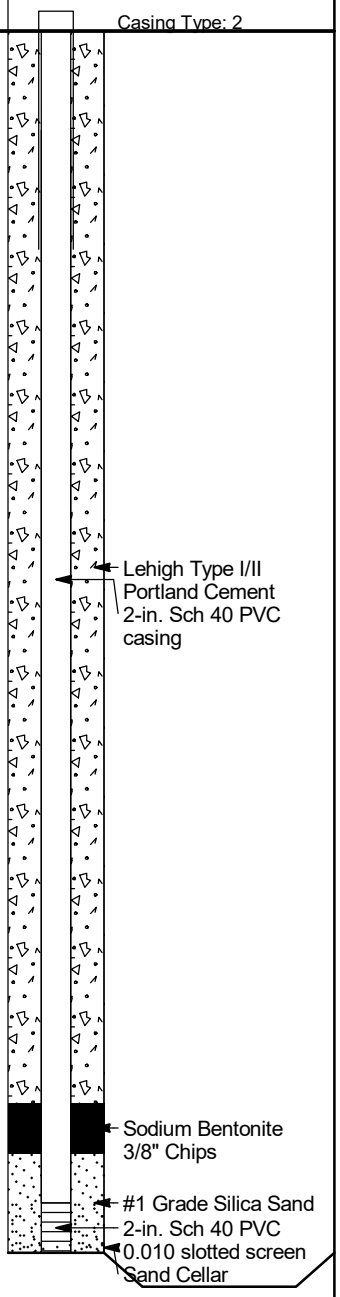

CPC_HUNTERSVILLE_BH_MW - GINT STD US LAB.GDT - 7/20/21 13:12 - C:\USERS\PUBLIC\DOCUMENTS\BENTLEY\GINTCL\PROJECTS\CPC_HUNTERSVILLE.GPJ

WELL CONSTRUCTION RECORD

This form can be used for single or multiple wells

1. Well Contractor Information:

Kevin White

Well Contractor Name

2973

NC Well Contractor Certification Number

Parratt-Wolff, Inc.

Company Name

2. Well Construction Permit #: _____

List all applicable well permits (i.e. County, State, Variance, Injection, etc.)

3. Well Use (check well use):

Water Supply Well:

☐Agricultural ☐Municipal/Public

☐Geothermal (Heating/Cooling Supply) ☐Residential Water Supply (single)

☐Industrial/Commercial ☐Residential Water Supply (shared)

☐Irrigation

Non-Water Supply Well:

☑Monitoring ☐Recovery

Injection Well:

☐Aquifer Recharge ☐Groundwater Remediation

☐Aquifer Storage and Recovery ☐Salinity Barrier

☐Aquifer Test ☐Stormwater Drainage

☐Experimental Technology ☐Subsidence Control

☐Geothermal (Closed Loop) ☐Tracer

☐Geothermal (Heating/Cooling Return) ☐Other (explain under #21 Remarks)

4. Date Well(s) Completed: 6-24-21 **Well ID#** AS-20

5a. Well Location:

Colonial Pipeline Company

Facility/Owner Name

Facility ID# (if applicable)

14511 Huntersville-Concord Road, Huntersville, NC 28078

Physical Address, City, and Zip

Mecklenburg

County

Parcel Identification No. (PIN)

5b. Latitude and Longitude in degrees/minutes/seconds or decimal degrees:
(if well field, one lat/long is sufficient)

35.412599 N -80.807156 W

6. Is (are) the well(s): ☑**Permanent** or ☐**Temporary**

7. Is this a repair to an existing well: ☐**Yes** or ☑**No**

If this is a repair, fill out known well construction information and explain the nature of the repair under #21 remarks section or on the back of this form.

8. Number of wells constructed: 1

*For multiple injection or non-water supply wells **ONLY** with the **same construction**, you can submit one form.*

9. Total well depth below land surface: 49 **(ft.)**

For multiple wells list all depths if different (example- 3@200' and 2@100')

10. Static water level below top of casing: 40 **(ft.)**

If water level is above casing, use "-"

11. Borehole diameter: 2 **(in.)**

12. Well construction method: 8 1/4 HSA

(i.e. auger, rotary, cable, direct push, etc.)

FOR WATER SUPPLY WELLS ONLY:

13a. Yield (gpm) _____ **Method of test:** _____

13b. Disinfection type: _____ **Amount:** _____

For Internal Use ONLY:

14. WATER ZONES

FROM	TO	DESCRIPTION
40 ft.	49 ft.	Wet
ft.	ft.	

15. OUTER CASING (for multi-cased wells) OR LINER (if applicable)

FROM	TO	DIAMETER	THICKNESS	MATERIAL
ft.	ft.	in.		

16. INNER CASING OR TUBING (geothermal closed-loop)

FROM	TO	DIAMETER	THICKNESS	MATERIAL
0 ft.	47 ft.	2 in.	sch40	pvc
ft.	ft.	in.		

17. SCREEN

FROM	TO	DIAMETER	SLOT SIZE	THICKNESS	MATERIAL
47 ft.	49 ft.	2 in.	.010	sch40	pvc
ft.	ft.	in.			

18. GROUT

FROM	TO	MATERIAL	EMPLACEMENT METHOD & AMOUNT
0 ft.	43 ft.	Portland Cem	Tremie
43 ft.	45 ft.	Bentonite Chi	Tremie
ft.	ft.		

19. SAND/GRAVEL PACK (if applicable)

FROM	TO	MATERIAL	EMPLACEMENT METHOD
45 ft.	49 ft.	#1 Sand	Tremie
ft.	ft.		

20. DRILLING LOG (attach additional sheets if necessary)

FROM	TO	DESCRIPTION (color, hardness, soil/rock type, grain size, etc.)
ft.	ft.	
ft.	ft.	
ft.	ft.	
ft.	ft.	
ft.	ft.	
ft.	ft.	
ft.	ft.	

21. REMARKS

12" FMC

2x2 Pad

22. Certification:

Signature of Certified Well Contractor — Date: 7.1.21

By signing this form, I hereby certify that the well(s) was (were) constructed in accordance with 15A NCAC 02C .0100 or 15A NCAC 02C .0200 Well Construction Standards and that a copy of this record has been provided to the well owner.

23. Site diagram or additional well details:

You may use the back of this page to provide additional well site details or well construction details. You may also attach additional pages if necessary.

SUBMITTAL INSTUCTIONS

24a. For All Wells: Submit this form within 30 days of completion of well construction to the following:

Division of Water Resources, Information Processing Unit,
1617 Mail Service Center, Raleigh, NC 27699-1617

24b. For Injection Wells ONLY: In addition to sending the form to the address in 24a above, also submit a copy of this form within 30 days of completion of well construction to the following:

Division of Water Resources, Underground Injection Control Program,
1636 Mail Service Center, Raleigh, NC 27699-1636

24c. For Water Supply & Injection Wells:

Also submit one copy of this form within 30 days of completion of well construction to the county health department of the county where constructed.

BORING NUMBER AS-21

Apex Companies

CLIENT Colonial Pipeline
PROJECT NAME 2020-L1-SR2448
PROJECT NUMBER CPC21018
PROJECT LOCATION Huntersville, NC
DATE/TIME STARTED 6/30/2021 **COMPLETED** 6/30/2021
GROUND ELEVATION _____ **TOP OF CASING** _____
DRILLING CONTRACTOR Parratt-Wolff
EQUIPMENT CME 550X
DRILLER Kevin White
GROUND WATER LEVELS AND TIME:
LOGGED BY Nia Watson **BOREHOLE DIAMETER** 8.25 in.
▽ **DURING DRILLING** 26.00 ft
METHOD Hollow Stem Auger 8.25"
AFTER DRILLING ---

DEPTH (ft)	SAMPLE TYPE NUMBER	ENVIRONMENTAL DATA	GRAPHIC LOG	MATERIAL DESCRIPTION	COMMENTS
0		PID = 10.3 PID = 13.5		LEAN CLAY, SILTY, (CL) red brown 10R 4/6, dry, trace mica, no odor, saprolite	
				4.0	
	DPT	PID = 13.5 PID = 16.2		SILT, CLAYEY, (ML) red 10R 4/8, dry, no odor, saprolite, micaceous	
10	DPT	PID = 16.2 PID = 17.6			
				12.0	
	DPT	PID = 17.5 PID = 12.1		SILT, CLAYEY, (ML) red yellow 5YR 6/6, dry, trace mica, no odor, saprolite	
				16.0	
	DPT	PID = 19.8 PID = 20.7		SILT, CLAYEY, (ML) strong brown 7.5YR 4/6, dry, no odor, saprolite, micaceous, dioritic, foliation at 20'	AS-21 (18-20'), 6/29/2021 at 0950
20	DPT	PID = 20.3 PID = 18.9			
				24.0	
	DPT	PID = 16 PID = 17.9		▽ SILT, CLAYEY, (ML) brown 7.5YR 4/3, wet, no odor, saprolite, dioritic, oxidation, micaceous	
				28.0	
30	DPT	PID = 14.9 PID = 17.2		SILT, SANDY, (ML) brown 7.5YR 4/3, wet, no odor, saprolite, dioritic, oxidation	
				32.0	
	DPT	PID = 14.7 PID = 11.5		SILT, SANDY, (ML) very dark gray brown 10YR 3/2, wet, no odor, saprolite, dioritic, oxidation	
				36.0	
40	DPT	PID = 8.5 PID = 10.6		SILTY SAND, SILTY, (SM) dark gray brown 10YR 4/2, wet, no odor, saprolite, dioritic, trace oxidation	
				40.0	
	DPT	PID = 8.2		SILTY SAND, (SM) very dark gray brown 10YR 3/2, coarse grained, saturated, no odor, saprolite, increased coarse grains	
	DPT			42.5	
50					
60					
				Bottom of borehole at 61.0 feet.	

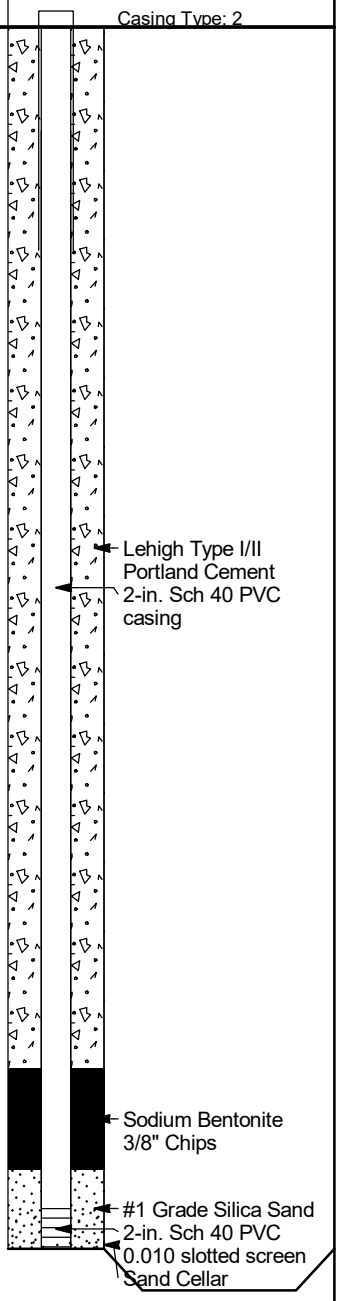

CPC_HUNTERSVILLE_BH_MW - GINT STD US LAB.GDT - 7/20/21 13:12 - C:\USERS\PUBLIC\DOCUMENTS\BENTLEY\GINTCL\PROJECTS\CPC_HUNTERSVILLE.GPJ

WELL CONSTRUCTION RECORD

This form can be used for single or multiple wells

1. Well Contractor Information:

Kevin White

Well Contractor Name

2973

NC Well Contractor Certification Number

Parratt-Wolff, Inc.

Company Name

2. Well Construction Permit #: _____

List all applicable well permits (i.e. County, State, Variance, Injection, etc.)

3. Well Use (check well use):

Water Supply Well:

☐Agricultural ☐Municipal/Public

☐Geothermal (Heating/Cooling Supply) ☐Residential Water Supply (single)

☐Industrial/Commercial ☐Residential Water Supply (shared)

☐Irrigation

Non-Water Supply Well:

☑Monitoring ☐Recovery

Injection Well:

☐Aquifer Recharge ☐Groundwater Remediation

☐Aquifer Storage and Recovery ☐Salinity Barrier

☐Aquifer Test ☐Stormwater Drainage

☐Experimental Technology ☐Subsidence Control

☐Geothermal (Closed Loop) ☐Tracer

☐Geothermal (Heating/Cooling Return) ☐Other (explain under #21 Remarks)

4. Date Well(s) Completed: 6-30-21 **Well ID#** AS-21

5a. Well Location:

Colonial Pipeline Company

Facility/Owner Name

Facility ID# (if applicable)

14511 Huntersville-Concord Road, Huntersville, NC 28078

Physical Address, City, and Zip

Mecklenburg

County

Parcel Identification No. (PIN)

5b. Latitude and Longitude in degrees/minutes/seconds or decimal degrees:
(if well field, one lat/long is sufficient)

35.412834 N -80.807217 W

6. Is (are) the well(s): ☑**Permanent** or ☐**Temporary**

7. Is this a repair to an existing well: ☐**Yes** or ☑**No**

If this is a repair, fill out known well construction information and explain the nature of the repair under #21 remarks section or on the back of this form.

8. Number of wells constructed: 1

*For multiple injection or non-water supply wells **ONLY** with the **same construction**, you can submit one form.*

9. Total well depth below land surface: 61 **(ft.)**

For multiple wells list all depths if different (example- 3@200' and 2@100')

10. Static water level below top of casing: 40 **(ft.)**

If water level is above casing, use "-"

11. Borehole diameter: 2 **(in.)**

12. Well construction method: 8 1/4 HSA

(i.e. auger, rotary, cable, direct push, etc.)

FOR WATER SUPPLY WELLS ONLY:

13a. Yield (gpm) _____ **Method of test:** _____

13b. Disinfection type: _____ **Amount:** _____

For Internal Use ONLY:

14. WATER ZONES

FROM	TO	DESCRIPTION
40 ft.	61 ft.	Wet
ft.	ft.	

15. OUTER CASING (for multi-cased wells) OR LINER (if applicable)

FROM	TO	DIAMETER	THICKNESS	MATERIAL
ft.	ft.	in.		

16. INNER CASING OR TUBING (geothermal closed-loop)

FROM	TO	DIAMETER	THICKNESS	MATERIAL
0 ft.	59 ft.	2 in.	sch40	pvc
ft.	ft.	in.		

17. SCREEN

FROM	TO	DIAMETER	SLOT SIZE	THICKNESS	MATERIAL
59 ft.	61 ft.	2 in.	.010	sch40	pvc
ft.	ft.	in.			

18. GROUT

FROM	TO	MATERIAL	EMPLACEMENT METHOD & AMOUNT
0 ft.	52 ft.	Portland Cem	Tremie
52 ft.	57 ft.	Bentonite Chi	Tremie
ft.	ft.		

19. SAND/GRAVEL PACK (if applicable)

FROM	TO	MATERIAL	EMPLACEMENT METHOD
57 ft.	61 ft.	#1 Sand	Tremie
ft.	ft.		

20. DRILLING LOG (attach additional sheets if necessary)

FROM	TO	DESCRIPTION (color, hardness, soil/rock type, grain size, etc.)
ft.	ft.	
ft.	ft.	
ft.	ft.	
ft.	ft.	
ft.	ft.	
ft.	ft.	
ft.	ft.	

21. REMARKS

12" FMC

2x2 Pad

22. Certification:

Kevin White 7.1.21

Signature of Certified Well Contractor Date

By signing this form, I hereby certify that the well(s) was (were) constructed in accordance with 15A NCAC 02C .0100 or 15A NCAC 02C .0200 Well Construction Standards and that a copy of this record has been provided to the well owner.

23. Site diagram or additional well details:

You may use the back of this page to provide additional well site details or well construction details. You may also attach additional pages if necessary.

SUBMITTAL INSTUCTIONS

24a. For All Wells: Submit this form within 30 days of completion of well construction to the following:

Division of Water Resources, Information Processing Unit,
1617 Mail Service Center, Raleigh, NC 27699-1617

24b. For Injection Wells ONLY: In addition to sending the form to the address in 24a above, also submit a copy of this form within 30 days of completion of well construction to the following:

Division of Water Resources, Underground Injection Control Program,
1636 Mail Service Center, Raleigh, NC 27699-1636

24c. For Water Supply & Injection Wells:

Also submit one copy of this form within 30 days of completion of well construction to the county health department of the county where constructed.

BORING NUMBER AS-22

Apex Companies

CLIENT Colonial Pipeline
PROJECT NAME 2020-L1-SR2448
PROJECT NUMBER CPC21018
PROJECT LOCATION Huntersville, NC
DATE/TIME STARTED 7/1/2021 **COMPLETED** 7/1/2021
GROUND ELEVATION _____ **TOP OF CASING** _____
DRILLING CONTRACTOR Parratt-Wolff
EQUIPMENT CME 550X
DRILLER Kevin White
GROUND WATER LEVELS AND TIME:
LOGGED BY Nia Watson **BOREHOLE DIAMETER** 8.25 in.
▽ **DURING DRILLING** 26.00 ft
METHOD Hollow Stem Auger 8.25"
AFTER DRILLING ---

DEPTH (ft)	SAMPLE TYPE NUMBER	ENVIRONMENTAL DATA	GRAPHIC LOG	MATERIAL DESCRIPTION	COMMENTS
0		PID = 12.7		LEAN CLAY, SILTY, (CL) red brown 10R 4/6, dry, no odor, saprolite, micaceous	
		PID = 17.6		4.0	
	DPT	PID = 15.2		LEAN CLAY, SILTY, (CL) red 10R 4/8, dry, trace mica, no odor, saprolite, micaceous	
	DPT	PID = 19.1		8.0	
10	DPT	PID = 19.5		SILT, CLAYEY, (ML) red brown 10R 4/6, dry, no odor, saprolite, micaceous	
	DPT	PID = 20.8		12.0	
	DPT	PID = 19.1		SILT, (ML) yellow red 5YR 5/8, dry, trace clay, no odor, saprolite, micaceous	
	DPT	PID = 18.9			
	DPT	PID = 12.4			
20	DPT	PID = 25.2		20.0	AS-22 (18-20), 6/29/21 at 1100
	DPT	PID = 24.6		SILT, CLAYEY, (ML) yellow red 5YR 5/6, moist, no odor, saprolite, micaceous	
	DPT	PID = 22.2			
	DPT	PID = 16.8		▽	
	DPT	PID = 11.1		28.0	
30	DPT	PID = 8.4		SILT, CLAYEY, (ML) dark red gray 5YR 4/2, wet, no odor, saprolite, micaceous, slightly dioritic	
	DPT	PID = 13.4			
	DPT	PID = 14.2		34.0	
	DPT	PID = 16.3		SILT, CLAYEY, (ML) brown 10YR 5/3, saturated, no odor, saprolite, micaceous, dioritic	
	DPT	PID = 14.6		38.0	
40	DPT	PID = 15.5		40.0 SILT, SANDY, (ML) brown 10YR 4/3, saturated, no odor, saprolite, micaceous, dioritic	
	DPT	PID = 11.8			
	DPT	PID = 9.6		44.0 SILT, SANDY, (ML) dark yellow brown 10YR 4/6, saturated, no odor, saprolite, micaceous, dioritic	
50					
60					
70				Bottom of borehole at 70.0 feet.	

WELL DIAGRAM

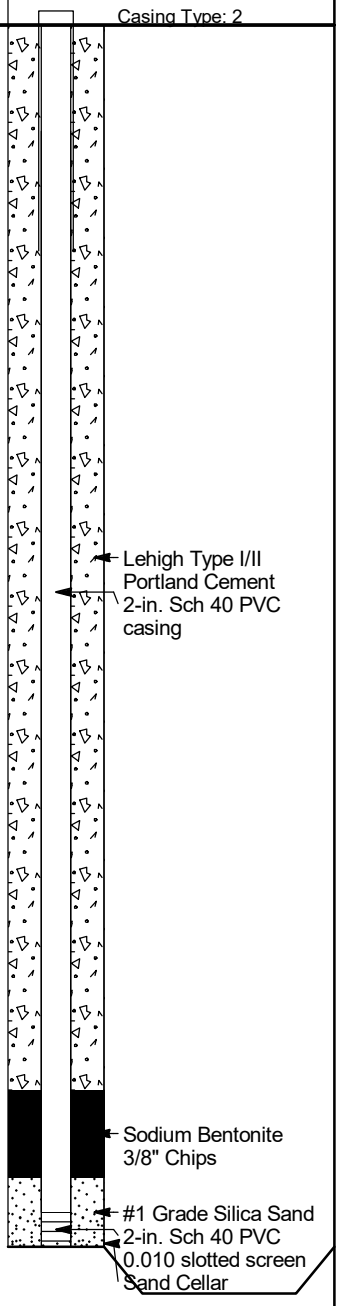

CPC_HUNTERSVILLE_BH_MW - GINT STD US LAB.GDT - 7/20/21 13:12 - C:\USERS\PUBLIC\DOCUMENTS\BENTLEY\GINTCL\PROJECTS\CPC_HUNTERSVILLE.GPJ

WELL CONSTRUCTION RECORD

This form can be used for single or multiple wells

1. Well Contractor Information:

Kevin White

Well Contractor Name

2973

NC Well Contractor Certification Number

Parratt-Wolff, Inc.

Company Name

2. Well Construction Permit #: _____

List all applicable well permits (i.e. County, State, Variance, Injection, etc.)

3. Well Use (check well use):

Water Supply Well:

☐Agricultural ☐Municipal/Public

☐Geothermal (Heating/Cooling Supply) ☐Residential Water Supply (single)

☐Industrial/Commercial ☐Residential Water Supply (shared)

☐Irrigation

Non-Water Supply Well:

☑Monitoring ☐Recovery

Injection Well:

☐Aquifer Recharge ☐Groundwater Remediation

☐Aquifer Storage and Recovery ☐Salinity Barrier

☐Aquifer Test ☐Stormwater Drainage

☐Experimental Technology ☐Subsidence Control

☐Geothermal (Closed Loop) ☐Tracer

☐Geothermal (Heating/Cooling Return) ☐Other (explain under #21 Remarks)

4. Date Well(s) Completed: 7-1-21 **Well ID#** AS-22

5a. Well Location:

Colonial Pipeline Company

Facility/Owner Name

Facility ID# (if applicable)

14511 Huntersville-Concord Road, Huntersville, NC 28078

Physical Address, City, and Zip

Mecklenburg

County

Parcel Identification No. (PIN)

5b. Latitude and Longitude in degrees/minutes/seconds or decimal degrees:
(if well field, one lat/long is sufficient)

35.413085 N -80.807237 W

6. Is (are) the well(s): ☑**Permanent** or ☐**Temporary**

7. Is this a repair to an existing well: ☐**Yes** or ☑**No**

If this is a repair, fill out known well construction information and explain the nature of the repair under #21 remarks section or on the back of this form.

8. Number of wells constructed: 1

*For multiple injection or non-water supply wells ONLY with the **same construction**, you can submit one form.*

9. Total well depth below land surface: 70 **(ft.)**

For multiple wells list all depths if different (example- 3@200' and 2@100')

10. Static water level below top of casing: 40 **(ft.)**

If water level is above casing, use "-"

11. Borehole diameter: 2 **(in.)**

12. Well construction method: 8 1/4 HSA

(i.e. auger, rotary, cable, direct push, etc.)

FOR WATER SUPPLY WELLS ONLY:

13a. Yield (gpm) _____ **Method of test:** _____

13b. Disinfection type: _____ **Amount:** _____

For Internal Use ONLY:

14. WATER ZONES

FROM	TO	DESCRIPTION
40 ft.	70 ft.	Wet
ft.	ft.	

15. OUTER CASING (for multi-cased wells) OR LINER (if applicable)

FROM	TO	DIAMETER	THICKNESS	MATERIAL
ft.	ft.	in.		

16. INNER CASING OR TUBING (geothermal closed-loop)

FROM	TO	DIAMETER	THICKNESS	MATERIAL
0 ft.	68 ft.	2 in.	sch40	pvc
ft.	ft.	in.		

17. SCREEN

FROM	TO	DIAMETER	SLOT SIZE	THICKNESS	MATERIAL
68 ft.	70 ft.	2 in.	.010	sch40	pvc
ft.	ft.	in.			

18. GROUT

FROM	TO	MATERIAL	EMPLACEMENT METHOD & AMOUNT
0 ft.	61 ft.	Portland Cem	Tremie
61 ft.	66 ft.	Bentonite Chi	Tremie
ft.	ft.		

19. SAND/GRAVEL PACK (if applicable)

FROM	TO	MATERIAL	EMPLACEMENT METHOD
66 ft.	70 ft.	#1 Sand	Tremie
ft.	ft.		

20. DRILLING LOG (attach additional sheets if necessary)

FROM	TO	DESCRIPTION (color, hardness, soil/rock type, grain size, etc.)
ft.	ft.	
ft.	ft.	
ft.	ft.	
ft.	ft.	
ft.	ft.	
ft.	ft.	
ft.	ft.	

21. REMARKS

12" FMC

2x2 Pad

22. Certification:

Signature of Certified Well Contractor — Date: 7-1-21

By signing this form, I hereby certify that the well(s) was (were) constructed in accordance with 15A NCAC 02C .0100 or 15A NCAC 02C .0200 Well Construction Standards and that a copy of this record has been provided to the well owner.

23. Site diagram or additional well details:

You may use the back of this page to provide additional well site details or well construction details. You may also attach additional pages if necessary.

SUBMITTAL INSTUCTIONS

24a. For All Wells: Submit this form within 30 days of completion of well construction to the following:

Division of Water Resources, Information Processing Unit,
1617 Mail Service Center, Raleigh, NC 27699-1617

24b. For Injection Wells ONLY: In addition to sending the form to the address in 24a above, also submit a copy of this form within 30 days of completion of well construction to the following:

Division of Water Resources, Underground Injection Control Program,
1636 Mail Service Center, Raleigh, NC 27699-1636

24c. For Water Supply & Injection Wells:

Also submit one copy of this form within 30 days of completion of well construction to the county health department of the county where constructed.

APPENDIX C

GROUNDWATER SAMPLING LOGS

GROUNDWATER SAMPLING LOG

SITE NAME: 2020-L1-2448 Incident	SITE LOCATION: Huntersville, NC	PROJECT NUMBER: 60639876	WELL NAME: MW-01	DATE: 7/9/2021

WELL DIAMETER (inches): 2	TUBING DIAMETER (inches): 3/8	WELL SCREEN INTERVAL DEPTH: 21.88 feet to 36.88 feet	DEPTH TO WATER (feet): 26.38	PUMP TYPE OR BAILER: monsoon pump

1 WELL VOLUME = (TD - DTW) X WELL CAPACITY

(36.88 ft. - 26.38 ft.) X 0.163 gal./ft. = 1.72 gallons

3 WELL VOLUMES = 1 WELL VOLUME X 3

1.72 gal. X 3 = 5.13 gallons

PUMP DEPTH IN WELL (feet): 35	PURGING INITIATED AT: 1310	PURGING ENDED AT: 1345	TOTAL VOLUME PURGED (gallons): 5.13

TIME (military)	VOLUME PURGED (gallons)	PURGE RATE (gpm)	DEPTH TO WATER (feet)	TEMP. (°C)	DO (mg/L)	COND. (µS/cm)	pH (standard units)	ORP (mV)	TURB (NTU)	COLOR (describe)	ODOR (describe)
	STABILIZATION CRITERIA		<0.3 ft. drawdown	within 3%	within 10% or <0.5 mg/L	within 3%	± 0.1 unit	± 10 mV	within 10% or <10 NTU	--	--
1310	0	0.147	26.38	16.6	10.36	104.2	5.49	190.8	>1000	clear	none
1315	0.73	"	26.73	16.4	8.88	103.2	5.31	197.8	>1000	"	"
1320	1.47	"	26.93	16.2	8.36	102.4	5.44	191.4	664.9	"	"
1325	2.20	"	27.05	16.1	8.16	101.7	5.55	185.5	249.6	"	"
1330	2.93	"	27.07	15.9	8.17	101.7	5.60	182.7	90.17	"	"
1335	3.66	"	27.11	16.0	7.87	101.5	5.64	180.7	36.48	"	"
1340	4.40	"	27.12	15.9	7.96	101.3	5.69	178.3	14.06	"	"
1345	5.13	"	27.14	15.9	7.93	101.3	5.70	177.9	8.29	"	"

WELL CAPACITY (Gallons Per Foot): 0.75" = 0.02; 1" = 0.04; 1.25" = 0.06; 2" = 0.16; 3" = 0.37; 4" = 0.65; 5" = 1.02; 6" = 1.47; 12" = 5.88

SAMPLING DATA

SAMPLED BY (PRINT) / AFFILIATION: Emily Love / AECOM	SAMPLER(S) SIGNATURE(S): Emily R. Love	SAMPLE TIME: 1345
PUMP OR TUBING DEPTH IN WELL (feet): 35	TUBING MATERIAL CODE: LDPE	FIELD-FILTERED: Y (N) Filtration Equipment Type: -- FILTER SIZE: -- µm

FIELD DECONTAMINATION: PUMP (Y) N TUBING Y (N (replaced)) DUPLICATE: Y (N)

SAMPLE CONTAINER SPECIFICATION				SAMPLE PRESERVATION (including wet ice)			INTENDED ANALYSIS AND/OR METHOD	SAMPLING EQUIPMENT CODE	SAMPLE PUMP FLOW RATE (gal per minute)
SAMPLE ID CODE	# CONTAINERS	MATERIAL CODE	VOLUME	PRESERVATIVE USED	TOTAL VOL ADDED IN FIELD (mL)	FINAL pH			
MW-01	4	AG	40 mL	HCL	40 mL x 4	5.70	6200	ESP	0.147
"	3	AG	40 mL	HCL	40 mL x 3	"	VPH	"	"
"	1	PE	250 mL	HNO_3	250 mL	"	Lead by 6010	"	"

REMARKS:

MATERIAL CODES: AG = Amber Glass; CG = Clear Glass; HDPE = High Density Polyethylene; LDPE = Low Density Polyethylene; PP = Polypropylene; S = Silicone; T = Teflon; O = Other (Specify)

SAMPLING EQUIPMENT CODES: APP = After (Through) Peristaltic Pump; B = Bailer; BP = Bladder Pump; ESP = Electric Submersible Pump; RFPP = Reverse Flow Peristaltic Pump; SM = Straw Method (Tubing Gravity Drain); O = Other (Specify)

GROUNDWATER SAMPLING LOG

SITE NAME	SITE LOCATION	PROJECT NUMBER	WELL NAME	DATE
2020-L1-2448 Incident	Huntersville, NC	60639876	MW-03	7/9/2021

WELL DIAMETER (inches)	TUBING DIAMETER (inches)	WELL SCREEN INTERVAL	DEPTH TO WATER (feet)	PUMP TYPE OR BAILER
2	3/4	DEPTH: 21.9 feet to 36.9 feet	21.15	Monsoon

1 WELL VOLUME = (TD - DTW) X WELL CAPACITY

36.9 ft. - 21.15 ft.) x 0.16 gal./ft. = 2.52 gallons

3 WELL VOLUMES = 1 WELL VOLUME X 3

2.52 gal. X 3 = 7.56 gallons

PUMP DEPTH IN WELL (feet)	PURGING INITIATED AT	PURGING ENDED AT	TOTAL VOLUME PURGED (gallons)
26	1050	1140	7.5

TIME (military)	VOLUME PURGED (gallons)	PURGE RATE (gpm)	DEPTH TO WATER (feet)	TEMP. (°C)	DO (mg/L)	COND. (µS/cm)	pH (standard units)	ORP (mV)	TURB. (NTU)	COLOR (describe)	ODOR (describe)
STABILIZATION CRITERIA			<0.3 ft. drawdown	within 3%	within 10% or <0.5 mg/L	within 3%	± 0.1 unit	± 10 mV	within 10% or <10 NTU	–	–
1050	0.00	0.15	21.59	16.1	3.70	125.3	5.66	320.1	386.9	cloudy white	None
1055	0.75	↓	21.98	17.0	3.15	136.0	5.79	219.2	224.8	↓	↓
1100	1.5		22.13	17.4	2.73	137.9	5.79	214.7	206.6		
1105	2.25		22.36	16.7	2.55	139.4	5.78	197.6	108.2	↓	
1110	3.0		22.49	17.0	2.97	135.3	5.79	209.0	31.22	Clear	
1115	3.75		22.48	17.0	3.19	131.7	5.79	221.1	71.93		
1120	4.5		22.53	17.2	3.26	129.7	5.80	225.5	61.84		
1125	5.25		22.54	17.2	3.24	129.0	5.80	235.0	47.40		
1130	6.0		22.58	17.0	3.28	128.1	5.79	240.7	42.75		
1135	6.75		22.60	17.2	3.03	127.5	5.80	243.9	44.00		
1140	7.5	↓	22.63	17.1	2.79	126.9	5.80	247.7	37.82	↓	↓

AO

WELL CAPACITY (Gallons Per Foot): 0.75" = 0.02; 1" = 0.04; 1.25" = 0.06; 2" = 0.16; 3" = 0.37; 4" = 0.65; 5" = 1.02; 6" = 1.47; 12" = 5.88

SAMPLING DATA

SAMPLED BY (PRINT) / AFFILIATION	SAMPLER(S) SIGNATURE(S)	SAMPLE TIME
Andrew O'Neil / AECOM	AO'N	1145

PUMP OR TUBING DEPTH IN WELL (feet)	TUBING MATERIAL CODE	FIELD-FILTERED: Y (N) Filtration Equipment Type: –	FILTER SIZE: – µm
26	LDPE		

FIELD DECONTAMINATION: PUMP (Y) N TUBING Y (N) (replaced) DUPLICATE: Y (N)

SAMPLE CONTAINER SPECIFICATION				SAMPLE PRESERVATION (including wet ice)					
SAMPLE ID CODE	# CONTAINERS	MATERIAL CODE	VOLUME	PRESERVATIVE USED	TOTAL VOL ADDED IN FIELD (mL)	FINAL pH	INTENDED ANALYSIS AND/OR METHOD	SAMPLING EQUIPMENT CODE	SAMPLE PUMP FLOW RATE (gal per minute)
MW-03	4	AG	40 mL	HCL	40 mL x 4	6.21	6200	ESP	0.15
↓	3	AG	40 mL	HCL	40 mL x 3	↓	VPH	↓	↓
	1	PE	250 mL	HNO_3	250 mL	↓	Lead by 6010		

REMARKS: 3 well volumes purged.

MATERIAL CODES: AG = Amber Glass; CG = Clear Glass; HDPE = High Density Polyethylene; LDPE = Low Density Polyethylene; PP = Polypropylene; S = Silicone; T = Teflon; O = Other (Specify)

SAMPLING EQUIPMENT CODES: APP = After (Through) Peristaltic Pump; B = Bailer; BP = Bladder Pump; ESP = Electric Submersible Pump; RFPP = Reverse Flow Peristaltic Pump; SM = Straw Method (Tubing Gravity Drain); O = Other (Specify)

GROUNDWATER SAMPLING LOG

SITE NAME: 2020-L1-2448 Incident	SITE LOCATION: Huntersville, NC	PROJECT NUMBER: 60639876	WELL NAME: MW-04	DATE: 07.09.21
WELL DIAMETER (inches): 2	TUBING DIAMETER (inches): 3/8	WELL SCREEN INTERVAL DEPTH: 10 feet to 40 feet	DEPTH TO WATER (feet): 29.31	PUMP TYPE OR BAILER: Monsoon

1 WELL VOLUME = (TD - DTW) X WELL CAPACITY

(_____ ft. - _____ ft.) X _____ gal./ft. = _____ gallons

3 WELL VOLUMES = 1 WELL VOLUME X 3

_____ gal. X 3 = _____ gallons

PUMP DEPTH IN WELL (feet): 34	PURGING INITIATED AT: 0825	PURGING ENDED AT: 0920	TOTAL VOLUME PURGED (gallons): 2.5

TIME (military)	VOLUME PURGED (gallons)	PURGE RATE (gpm)	DEPTH TO WATER (feet)	TEMP. (°C)	DO (mg/L)	COND. (µS/cm)	pH (standard units)	ORP (mV)	TURB. (NTU)	COLOR (describe)	ODOR (describe)
STABILIZATION CRITERIA			<0.3 ft. drawdown	within 3%	within 10% or <0.5 mg/L	within 3%	± 0.1 unit	± 10 mV	within 10% or <10 NTU	--	--
0830	0	0.05	29.32	18.7	7.10	73.6	6.12	295.8	>1100	L. Brown	None
0835	0.25		29.35	18.8	6.21	75.5	5.59	317.8	>1100		
0840	0.5		29.40	19.1	6.30	76.6	5.77	306.2	655.9		
0845	0.75		29.44	19.1	6.31	77.0	5.81	304.9	529.3		
0850	1.0		29.48	19.2	6.32	77.3	5.86	299.8	448.9		
0855	1.25		29.53	19.4	6.30	78.6	5.95	292.5	391.5		
0900	1.5		29.59	19.5	6.11	78.9	5.96	287.5	229.7		
0905	1.75		29.66	19.6	6.07	79.0	5.97	272.3	195.6		
0910	2.0		29.72	19.9	5.88	79.6	6.01	256.4	70.80		
0915	2.25		29.79	19.9	5.94	79.5	6.02	255.4	70.31		
0920	2.5		29.86	19.7	6.21	79.4	6.02	254.9	69.10		

WELL CAPACITY (Gallons Per Foot): **0.75"** = 0.02; **1"** = 0.04; **1.25"** = 0.06; **2"** = 0.16; **3"** = 0.37; **4"** = 0.65; **5"** = 1.02; **6"** = 1.47; **12"** = 5.88

SAMPLING DATA

SAMPLED BY (PRINT) / AFFILIATION: L. Tian / AECOM	SAMPLER(S) SIGNATURE(S):	SAMPLE TIME: 0920
PUMP OR TUBING DEPTH IN WELL (feet): 34	TUBING MATERIAL CODE: LDPE	FIELD-FILTERED: Y (N) Filtration Equipment Type: -- FILTER SIZE: ___ µm
FIELD DECONTAMINATION: PUMP (Y) N TUBING Y (N) (replaced)		DUPLICATE: Y (N)

SAMPLE CONTAINER SPECIFICATION				SAMPLE PRESERVATION (including wet ice)					
SAMPLE ID CODE	# CONTAINERS	MATERIAL CODE	VOLUME	PRESERVATIVE USED	TOTAL VOL ADDED IN FIELD (mL)	FINAL pH	INTENDED ANALYSIS AND/OR METHOD	SAMPLING EQUIPMENT CODE	SAMPLE PUMP FLOW RATE (gal per minute)
MW-04	4	AG	40 mL	HCL	40 mL x 4	6.02	6200	ESP	0.05
	3	AG	40 mL	HCL	40 mL x 3		VPH		
	1	PE	250 mL	HNO_3	250 mL		Lead by 6010		

REMARKS:

MATERIAL CODES: **AG** = Amber Glass; **CG** = Clear Glass; **HDPE** = High Density Polyethylene; **LDPE** = Low Density Polyethylene; **PP** = Polypropylene; **S** = Silicone; **T** = Teflon; **O** = Other (Specify)

SAMPLING EQUIPMENT CODES: **APP** = After (Through) Peristaltic Pump; **B** = Bailer; **BP** = Bladder Pump; **ESP** = Electric Submersible Pump; **RFPP** = Reverse Flow Peristaltic Pump; **SM** = Straw Method (Tubing Gravity Drain); **O** = Other (Specify)

GROUNDWATER SAMPLING LOG

SITE NAME: 2020-L1-2448 Incident	SITE LOCATION: Huntersville, NC	PROJECT NUMBER: 60639876	WELL NAME: MW-05	DATE: 07.08.21
WELL DIAMETER (inches): 2	TUBING DIAMETER (inches): 3/8	WELL SCREEN INTERVAL DEPTH: 9 feet to 39 feet	DEPTH TO WATER (feet): 24.62	PUMP TYPE OR BAILER: Monsoon

1 WELL VOLUME = (TD - DTW) X WELL CAPACITY

(_____ ft. - _____ ft.) X _____ gal./ft. = _____ gallons

3 WELL VOLUMES = 1 WELL VOLUME X 3

_____ gal. X 3 = _____ gallons

PUMP DEPTH IN WELL (feet): 30	PURGING INITIATED AT: 1100	PURGING ENDED AT: 1220	TOTAL VOLUME PURGED (gallons): 3.75

TIME (military)	VOLUME PURGED (gallons)	PURGE RATE (gpm)	DEPTH TO WATER (feet)	TEMP. (°C)	DO (mg/L)	COND. (µS/cm)	pH (standard units)	ORP (mV)	TURB. (NTU)	COLOR (describe)	ODOR (describe)
STABILIZATION CRITERIA			<0.3 ft. drawdown	within 3%	within 10% or <0.5 mg/L	within 3%	± 0.1 unit	± 10 mV	within 10% or <10 NTU	--	--
1105	0	0.05	24.65	18.8	7.73	80.7	5.98	275.9	>1100	L. Brown	None
1110	0.25		24.67	18.5	6.65	79.7	5.07	313.7	>1100		
1115	0.5		24.66	18.5	6.56	79.6	5.08	313.0	>1100		
1120	0.75		24.65	19.1	5.97	80.5	5.26	303.6	768.5		
1125	1.0		24.66	19.2	5.92	80.8	5.34	299.6	600.5		
1130	1.25			19.2	5.85	81.2	5.41	292.7	557.6		
1135	1.5			19.3	5.76	81.6	5.56	289.3	397.8		
1140	1.75			19.2	5.67	81.6	5.58	287.6	329.9		
1145	2.0			19.1	5.62	81.8	5.61	284.5	297.6		
1150	2.25			19.0	5.56	81.7	5.64	283.5	257.8		
1155	2.5			18.9	5.63	81.7	5.66	282.0	222.9		
1200	2.75			18.7	5.52	81.3	5.67	279.0	157.8		
1205	3.0			18.8	5.79	81.4	5.67	278.1	137.8		
1210	3.25			18.7	5.23	81.4	5.68	277.8	126.9		
1215	3.5			18.7	5.03	81.5	5.69	276.7	127.2		
1220	3.75			18.7	5.06	81.4	5.69	276.3	128.7		

WELL CAPACITY (Gallons Per Foot): **0.75"** = 0.02; **1"** = 0.04; **1.25"** = 0.06; **2"** = 0.16; **3"** = 0.37; **4"** = 0.65; **5"** = 1.02; **6"** = 1.47; **12"** = 5.88

SAMPLING DATA

SAMPLED BY (PRINT) / AFFILIATION: L. Tian / AECOM	SAMPLER(S) SIGNATURE(S):	SAMPLE TIME: 1220
PUMP OR TUBING DEPTH IN WELL (feet): 30	TUBING MATERIAL CODE: LDPE	FIELD-FILTERED: Y (N) Filtration Equipment Type: -- FILTER SIZE: ___ µm
FIELD DECONTAMINATION: PUMP (Y) N TUBING Y (N) (replaced)		DUPLICATE: Y (N)

SAMPLE CONTAINER SPECIFICATION				SAMPLE PRESERVATION (including wet ice)					
SAMPLE ID CODE	# CONTAINERS	MATERIAL CODE	VOLUME	PRESERVATIVE USED	TOTAL VOL ADDED IN FIELD (mL)	FINAL pH	INTENDED ANALYSIS AND/OR METHOD	SAMPLING EQUIPMENT CODE	SAMPLE PUMP FLOW RATE (gal per minute)
MW-05	4	AG	40 mL	HCL	40 mL x 4	5.69	6200	ESP	0.05
↓	3	AG	40 mL	HCL	40 mL x 3	↓	VPH	↓	↓
↓	1	PE	250 mL	HNO_3	250 mL	↓	Lead by 6010	↓	↓

REMARKS:

MATERIAL CODES: **AG** = Amber Glass; **CG** = Clear Glass; **HDPE** = High Density Polyethylene; **LDPE** = Low Density Polyethylene; **PP** = Polypropylene; **S** = Silicone; **T** = Teflon; **O** = Other (Specify)

SAMPLING EQUIPMENT CODES: **APP** = After (Through) Peristaltic Pump; **B** = Bailer; **BP** = Bladder Pump; **ESP** = Electric Submersible Pump; **RFPP** = Reverse Flow Peristaltic Pump; **SM** = Straw Method (Tubing Gravity Drain); **O** = Other (Specify)

GROUNDWATER SAMPLING LOG

SITE NAME: 2020-L1-2448 Incident	SITE LOCATION: Huntersville, NC	PROJECT NUMBER: 60639876	WELL NAME: MW-06	DATE: 07.08.21
WELL DIAMETER (inches): 2	TUBING DIAMETER (inches): 3/8	WELL SCREEN INTERVAL DEPTH: 10 feet to 40 feet	DEPTH TO WATER (feet): 21.40	PUMP TYPE OR BAILER: Monsoon

1 WELL VOLUME = (TD - DTW) X WELL CAPACITY

(_____ ft. - _____ ft.) X _____ gal./ft. = _____ gallons

3 WELL VOLUMES = 1 WELL VOLUME X 3

_____ gal. X 3 = _____ gallons

PUMP DEPTH IN WELL (feet): 26	PURGING INITIATED AT: 1310	PURGING ENDED AT: 1440	TOTAL VOLUME PURGED (gallons): 4.0

TIME (military)	VOLUME PURGED (gallons)	PURGE RATE (gpm)	DEPTH TO WATER (feet)	TEMP. (°C)	DO (mg/L)	COND. (µS/cm)	pH (standard units)	ORP (mV)	TURB. (NTU)	COLOR (describe)	ODOR (describe)
STABILIZATION CRITERIA			<0.3 ft. drawdown	within 3%	within 10% or <0.5 mg/L	within 3%	± 0.1 unit	± 10 mV	within 10% or <10 NTU	--	--
1320	0	0.05	21.40	16.4	7.80	96.8	6.21	284.4	>1100	L. Brown	None
1325	0.25		21.41	16.5	7.21	96.7	6.01	299.7	>1100		
1330	0.5		21.42	16.6	6.40	96.4	5.45	314.0	>1100		
1335	0.75		21.42	16.6	6.69	96.3	5.44	319.8	>1100		
1340	1.0		21.43	16.7	6.20	95.3	5.58	305.8	970.5		
1345	1.25		21.44	16.7	6.18	94.9	5.62	304.3	786.1		
1350	1.5		21.45	16.7	6.20	94.8	5.65	304.2	611.5		
1355	1.75		21.47	16.7	6.19	94.6	5.67	304.0	596.1		
1400	2.0		21.48	16.8	6.16	94.1	5.70	303.9	540.6		
1405	2.25		21.48	16.8	6.09	93.7	5.73	303.5	420.9		
1410	2.5		21.50	16.8	5.98	93.5	5.74	303.4	350.6		
1415	2.75		21.52	16.9	5.90	93.0	5.77	303.7	297.6		
1420	3.0		21.53	16.9	5.73	92.7	5.78	303.9	260.7		
1425	3.25		21.54	17.0	5.75	92.7	5.79	303.2	250.1		
1430	3.5		21.56	17.0	5.79	92.6	5.79	302.8	232.7		
1435	3.75		21.58	17.0	5.80	92.5	5.80	301.9	286.7		
1440	4.0		21.60	17.0	5.81	92.4	5.80	301.4	217.2		

WELL CAPACITY (Gallons Per Foot): **0.75"** = 0.02; **1"** = 0.04; **1.25"** = 0.06; **2"** = 0.16; **3"** = 0.37; **4"** = 0.65; **5"** = 1.02; **6"** = 1.47; **12"** = 5.88

SAMPLING DATA

SAMPLED BY (PRINT) / AFFILIATION: L. Tian / AECOM	SAMPLER(S) SIGNATURE(S):	SAMPLE TIME: 1440
PUMP OR TUBING DEPTH IN WELL (feet): 26	TUBING MATERIAL CODE: LDPE	FIELD-FILTERED: Y (N) Filtration Equipment Type: -- FILTER SIZE: ___ µm
FIELD DECONTAMINATION: PUMP (Y) N TUBING Y (N) (replaced)		DUPLICATE: Y (N)

SAMPLE CONTAINER SPECIFICATION				SAMPLE PRESERVATION (including wet ice)					
SAMPLE ID CODE	# CONTAINERS	MATERIAL CODE	VOLUME	PRESERVATIVE USED	TOTAL VOL ADDED IN FIELD (mL)	FINAL pH	INTENDED ANALYSIS AND/OR METHOD	SAMPLING EQUIPMENT CODE	SAMPLE PUMP FLOW RATE (gal per minute)
MW-06	4	AG	40 mL	HCL	40 mL x 4	5.80	6200	ESP	0.05
	3	AG	40 mL	HCL	40 mL x 3		VPH		
	1	PE	250 mL	HNO_3	250 mL		Lead by 6010		

REMARKS:

MATERIAL CODES: **AG** = Amber Glass; **CG** = Clear Glass; **HDPE** = High Density Polyethylene; **LDPE** = Low Density Polyethylene; **PP** = Polypropylene; **S** = Silicone; **T** = Teflon; **O** = Other (Specify)

SAMPLING EQUIPMENT CODES: **APP** = After (Through) Peristaltic Pump; **B** = Bailer; **BP** = Bladder Pump; **ESP** = Electric Submersible Pump; **RFPP** = Reverse Flow Peristaltic Pump; **SM** = Straw Method (Tubing Gravity Drain); **O** = Other (Specify)

GROUNDWATER SAMPLING LOG

SITE NAME: 2020-L1-2448 Incident	SITE LOCATION: Huntersville, NC	PROJECT NUMBER: 60639876	WELL NAME: MW-07	DATE: 7/8/21
WELL DIAMETER (inches): 2	TUBING DIAMETER (inches): 3/8"	WELL SCREEN INTERVAL DEPTH: 20 feet to 35 feet	DEPTH TO WATER (feet): 31.02	PUMP TYPE OR BAILER: ESP

1 WELL VOLUME = (TD - DTW) X WELL CAPACITY

(35 ft. - 31.02 ft.) X _____ gal./ft. = _____ gallons

3 WELL VOLUMES = 1 WELL VOLUME X 3

_____ gal. X 3 = _____ gallons

PUMP DEPTH IN WELL (feet): ~30'	PURGING INITIATED AT: 1140	PURGING ENDED AT:	TOTAL VOLUME PURGED (gallons):

TIME (military)	VOLUME PURGED (gallons)	PURGE RATE (gpm)	DEPTH TO WATER (feet)	TEMP (°C)	DO (mg/L)	COND (µS/cm)	pH (standard units)	ORP (mV)	TURB (NTU)	COLOR (describe)	ODOR (describe)
STABILIZATION CRITERIA			<0.3 ft. drawdown	within 3%	within 10% or <0.5 mg/L	within 3%	± 0.1 unit	± 10 mV	within 10% or <10 NTU	--	--
1140	0	0.1	31.02	16.7	8.67	126.8	5.93	221.3	766.0	LT. TAN	NONE
1150	1.0	0.1	31.51	16.9	7.32	127.6	5.96	215.3	422.6	LT. TAN	NONE
1200	2.0	0.1	31.73	17.6	6.75	129.7	6.10	202.7	288.8	LT. TAN	NONE
1210	3.0	0.1	31.75	17.4	6.79	129.0	6.10	201.4	288.0	LT. TAN	NONE
1220	4.0	0.1	31.74	17.3	6.81	128.4	6.07	201.4	76.43	CLEAR	NONE
1230	5.0	0.1	31.74	17.1	6.79	128.5	6.05	200.3	17.83	CLEAR	NONE
1240	6.0	0.1	31.74	17.3	6.77	129.3	6.08	200.7	8.96	CLEAR	NONE

WELL CAPACITY (Gallons Per Foot): 0.75" = 0.02; 1" = 0.04; 1.25" = 0.06; 2" = 0.16; 3" = 0.37; 4" = 0.65; 5" = 1.02; 6" = 1.47; 12" = 5.88

SAMPLING DATA

SAMPLED BY (PRINT) / AFFILIATION: COLEMAN MARCHIN	SAMPLER(S) SIGNATURE(S):	SAMPLE TIME: 1240
PUMP OR TUBING DEPTH IN WELL (feet): ~30'	TUBING MATERIAL CODE: PDLY	FIELD-FILTERED: Y (N) Filtration Equipment Type: -- FILTER SIZE: -- µm
FIELD DECONTAMINATION: PUMP (Y) N	TUBING Y (N) (replaced)	DUPLICATE: Y (N)

SAMPLE CONTAINER SPECIFICATION				SAMPLE PRESERVATION (including wet ice)					
SAMPLE ID CODE	# CONTAINERS	MATERIAL CODE	VOLUME	PRESERVATIVE USED	TOTAL VOL ADDED IN FIELD (mL)	FINAL pH	INTENDED ANALYSIS AND/OR METHOD	SAMPLING EQUIPMENT CODE	SAMPLE PUMP FLOW RATE (gal per minute)
	4	AG	40 mL	HCL	40 mL x 4	6.08	6200	ESP	0.1
	3	AG	40 mL	HCL	40 mL x 3	6.08	VPH	ESP	0.1
	1	PE	250 mL	HNO_3	250 mL	6.08	Lead by 6010	ESP	0.1

REMARKS:

MATERIAL CODES: **AG** = Amber Glass; **CG** = Clear Glass; **HDPE** = High Density Polyethylene; **LDPE** = Low Density Polyethylene; **PP** = Polypropylene; **S** = Silicone; **T** = Teflon; **O** = Other (Specify)

SAMPLING EQUIPMENT CODES: **APP** = After (Through) Peristaltic Pump; **B** = Bailer; **BP** = Bladder Pump; **ESP** = Electric Submersible Pump; **RFPP** = Reverse Flow Peristaltic Pump; **SM** = Straw Method (Tubing Gravity Drain); **O** = Other (Specify)

GROUNDWATER SAMPLING LOG

SITE NAME: 2020-L1-2448 Incident	SITE LOCATION: Huntersville, NC	PROJECT NUMBER: 60639876	WELL NAME: MW-07D	DATE: 7/9/21
WELL DIAMETER (inches): 2"	TUBING DIAMETER (inches): 3/8	WELL SCREEN INTERVAL DEPTH: 128.50 feet to 138.50 feet	DEPTH TO WATER (feet): 29.62	PUMP TYPE OR BAILER: Mega Monsoon

1 WELL VOLUME = (TD - DTW) X WELL CAPACITY

(138.50 ft. - 29.62 ft.) X 0.16 gal./ft. = 17.42 gallons

3 WELL VOLUMES = 1 WELL VOLUME X 3

17.42 gal. X 3 = 52.26 gallons

PUMP DEPTH IN WELL (feet): 130	PURGING INITIATED AT: 0900	PURGING ENDED AT: 0945	TOTAL VOLUME PURGED (gallons): 4.5

TIME (military)	VOLUME PURGED (gallons)	PURGE RATE (gpm)	DEPTH TO WATER (feet)	TEMP. (°C)	DO (mg/L)	COND. (µS/cm)	pH (standard units)	ORP (mV)	TURB. (NTU)	COLOR (describe)	ODOR (describe)
STABILIZATION CRITERIA			<0.3 ft. drawdown	within 3%	within 10% or <0.5 mg/L	within 3%	± 0.1 unit	± 10 mV	within 10% or <10 NTU	--	--
0905	0.5	0.1	30.07	16.3	3.88	292.9	7.88	78.3	6.27	clear	none
0910	1.0		30.48	16.4	0.98	293.7	7.94	61.6	4.62		
0915	1.5		31.02	16.4	0.50	294.3	7.96	32.3	3.58		
0920	2.0		31.32	16.5	0.37	294.8	7.97	7.4	3.27		
0925	2.5		31.61	16.7	0.32	296.4	7.98	-11.2	2.97		
0930	3.0		31.98	16.6	0.30	296.6	7.97	-19.9	3.31		
0935	3.5		32.20	16.6	0.39	297.9	7.96	-28.5	2.98		
0940	4.0		32.21	16.7	0.42	297.8	7.93	-33.7	3.42		
0945	4.5		32.21	16.7	0.48	297.6	7.89	-28.5	3.26		

MJK 7/9/21

WELL CAPACITY (Gallons Per Foot): 0.75" = 0.02; 1" = 0.04; 1.25" = 0.06; 2" = 0.16; 3" = 0.37; 4" = 0.65; 5" = 1.02; 6" = 1.47; 12" = 5.88

SAMPLING DATA

SAMPLED BY (PRINT) / AFFILIATION:	SAMPLER(S) SIGNATURE(S):	SAMPLE TIME:
Mike deKozlowski	Mike deKozlowski	0950

PUMP OR TUBING DEPTH IN WELL (feet): 130	TUBING MATERIAL CODE: LDPE	FIELD-FILTERED: Y (N) Filtration Equipment Type: --	FILTER SIZE: -- µm

FIELD DECONTAMINATION: PUMP (Y) N TUBING Y (N) (replaced) DUPLICATE: Y (N)

SAMPLE CONTAINER SPECIFICATION				SAMPLE PRESERVATION (including wet ice)					
SAMPLE ID CODE	# CONTAINERS	MATERIAL CODE	VOLUME	PRESERVATIVE USED	TOTAL VOL ADDED IN FIELD (mL)	FINAL pH	INTENDED ANALYSIS AND/OR METHOD	SAMPLING EQUIPMENT CODE	SAMPLE PUMP FLOW RATE (gal per minute)
MW-07D	4	AG	40 mL	HCL	40 mL x 4	7.89	6200	ESP	0.1
	3	AG	40 mL	HCL	40 mL x 3		VPH		
	1	PE	250 mL	HNO_3	250 mL		Lead by 6010		

REMARKS:

MATERIAL CODES: AG = Amber Glass; CG = Clear Glass; HDPE = High Density Polyethylene; LDPE = Low Density Polyethylene; PP = Polypropylene; S = Silicone; T = Teflon; O = Other (Specify)

SAMPLING EQUIPMENT CODES: APP = After (Through) Peristaltic Pump; B = Bailer; BP = Bladder Pump; ESP = Electric Submersible Pump; RFPP = Reverse Flow Peristaltic Pump; SM = Straw Method (Tubing Gravity Drain); O = Other (Specify)

GROUNDWATER SAMPLING LOG

SITE NAME: 2020-L1-2448 Incident	SITE LOCATION: Huntersville, NC	PROJECT NUMBER: 60639876	WELL NAME: MW-DB	DATE: 7/6/2021
WELL DIAMETER (inches): 4	TUBING DIAMETER (inches): 3/8	WELL SCREEN INTERVAL DEPTH: 18.11 feet to 48.11 feet	DEPTH TO WATER (feet): 31.00	PUMP TYPE OR BAILER: monsoon pump

1 WELL VOLUME = (TD - DTW) X WELL CAPACITY

(48.11 ft. - 31.00 ft.) X 0.65 gal./ft. = 11.12 gallons

3 WELL VOLUMES = 1 WELL VOLUME X 3

11.12 gal. X 3 = 33.36 gallons

PUMP DEPTH IN WELL (feet): 43	PURGING INITIATED AT: 1146	PURGING ENDED AT: 1241	TOTAL VOLUME PURGED (gallons): 10

TIME (military)	VOLUME PURGED (gallons)	PURGE RATE (gpm)	DEPTH TO WATER (feet)	TEMP. (°C)	DO (mg/L)	COND. (µS/cm)	pH (standard units)	ORP (mV)	TURB. (NTU)	COLOR (describe)	ODOR (describe)
STABILIZATION CRITERIA			<0.3 ft. drawdown	within 3%	within 10% or <0.5 mg/L	within 3%	± 0.1 unit	± 10 mV	within 10% or <10 NTU	--	--
1146	D	0.18	31.00	18.5	7.11	110.1	6.05	223.1	364.9	brown	none
1151	0.91		31.88	17.9	6.49	107.5	5.69	236.5	330.2		
1156	1.82		32.33	17.4	6.61	106.1	5.64	232.7	503.5		
1201	2.73		32.72	17.8	6.32	108.4	5.59	202.6	271.2		
1206	3.64		33.03	19.7	6.00	112.4	5.87	161.8	264.8		
1211	4.55		33.26	20.1	6.04	113.3	5.88	160.3	204.2		
1216	5.45		33.55	19.9	6.20	113.0	5.86	163.3	179.3	clear	
1221	6.36		33.46	20.5	5.94	114.5	5.86	166.1	100.6		
1226	7.27		33.35	20.7	5.86	115.4	5.92	164.4	62.62		
1231	8.18		33.24	21.0	5.73	116.4	5.92	165.5	55.80		
1236	9.09		33.27	21.0	5.85	116.8	5.92	166.1	51.25		
1241	10		33.31	21.2	5.73	117.5	5.82	173.2	56.39		

WELL CAPACITY (Gallons Per Foot): 0.75" = 0.02; 1" = 0.04; 1.25" = 0.06; 2" = 0.16; 3" = 0.37; 4" = 0.65; 5" = 1.02; 6" = 1.47; 12" = 5.88

SAMPLING DATA

SAMPLED BY (PRINT) / AFFILIATION: Emily Love / AECOM	SAMPLER(S) SIGNATURE(S): Emily R. Love	SAMPLE TIME: 1241
PUMP OR TUBING DEPTH IN WELL (feet): 43	TUBING MATERIAL CODE: LDPE	FIELD-FILTERED: Y (N) Filtration Equipment Type: -- FILTER SIZE: -- µm

FIELD DECONTAMINATION: PUMP (Y) N TUBING Y (N (replaced)) DUPLICATE: Y (N)

SAMPLE CONTAINER SPECIFICATION				SAMPLE PRESERVATION (including wet ice)					
SAMPLE ID CODE	# CONTAINERS	MATERIAL CODE	VOLUME	PRESERVATIVE USED	TOTAL VOL ADDED IN FIELD (mL)	FINAL pH	INTENDED ANALYSIS AND/OR METHOD	SAMPLING EQUIPMENT CODE	SAMPLE PUMP FLOW RATE (gal per minute)
MW-DB	4	AG	40 mL	HCL	40 mL x 4	5.82	6200	ESP	0.18
	3	AG	40 mL	HCL	40 mL x 3		VPH		
	1	PE	250 mL	HNO_3	250 mL		Lead by 6010		

REMARKS:

MATERIAL CODES: **AG** = Amber Glass; **CG** = Clear Glass; **HDPE** = High Density Polyethylene; **LDPE** = Low Density Polyethylene; **PP** = Polypropylene; **S** = Silicone; **T** = Teflon; **O** = Other (Specify)

SAMPLING EQUIPMENT CODES: **APP** = After (Through) Peristaltic Pump; **B** = Bailer; **BP** = Bladder Pump; **ESP** = Electric Submersible Pump; **RFPP** = Reverse Flow Peristaltic Pump; **SM** = Straw Method (Tubing Gravity Drain); **O** = Other (Specify)

GROUNDWATER SAMPLING LOG

SITE NAME: 2020-L1-2448 Incident	SITE LOCATION: Huntersville, NC	PROJECT NUMBER: 60639876	WELL NAME: MW-09	DATE: 7/9/2021
WELL DIAMETER (inches): 2	TUBING DIAMETER (inches): 3/8	WELL SCREEN INTERVAL DEPTH: 26.96 feet to 41.96 feet	DEPTH TO WATER (feet): 28.68	PUMP TYPE OR BAILER: monsoon pump

1 WELL VOLUME = (TD - DTW) X WELL CAPACITY

(41.96 ft. - 28.68 ft.) X 0.163 gal./ft. = 2.16 gallons

3 WELL VOLUMES = 1 WELL VOLUME X 3

2.16 gal. X 3 = 6.49 gallons

PUMP DEPTH IN WELL (feet): 40	PURGING INITIATED AT: 0926	PURGING ENDED AT: 0951	TOTAL VOLUME PURGED (gallons): 4.5

TIME (military)	VOLUME PURGED (gallons)	PURGE RATE (gpm)	DEPTH TO WATER (feet)	TEMP. (°C)	DO (mg/L)	COND (µS/cm)	pH (standard units)	ORP (mV)	TURB. (NTU)	COLOR (describe)	ODOR (describe)
STABILIZATION CRITERIA			<0.3 ft. drawdown	within 3%	within 10% or <0.5 mg/L	within 3%	± 0.1 unit	± 10 mV	within 10% or <10 NTU	--	--
0926	0	0.18	28.68	16.5	7.35	125.0	6.69	121.6	496.0	H. brown	none
0931	0.9		29.38	16.6	5.34	125.1	5.41	152.6	339.3	"	"
0936	1.8		29.54	16.6	5.52	124.9	5.51	147.3	177.1	Clear	"
0941	2.7		29.84	16.3	5.64	124.4	5.54	150.5	58.80	"	"
0946	3.6		30.06	16.2	5.67	124.3	5.57	153.0	24.22	"	"
0951	4.5	"	30.36	16.0	5.94	123.2	5.58	156.5	9.95	"	"

WELL CAPACITY (Gallons Per Foot): 0.75" = 0.02; 1" = 0.04; 1.25" = 0.06; 2" = 0.16; 3" = 0.37; 4" = 0.65; 5" = 1.02; 6" = 1.47; 12" = 5.88

SAMPLING DATA

SAMPLED BY (PRINT) / AFFILIATION: Emily Love / AECOM	SAMPLER(S) SIGNATURE(S): Emily R. Love	SAMPLE TIME: 0951
PUMP OR TUBING DEPTH IN WELL (feet): 40	TUBING MATERIAL CODE: LDPE	FIELD-FILTERED: Y (N) FILTER SIZE: -- µm; Filtration Equipment Type: --

FIELD DECONTAMINATION: PUMP (Y) N TUBING Y (N (replaced)) DUPLICATE: Y (N)

SAMPLE CONTAINER SPECIFICATION				SAMPLE PRESERVATION (including wet ice)					
SAMPLE ID CODE	# CONTAINERS	MATERIAL CODE	VOLUME	PRESERVATIVE USED	TOTAL VOL ADDED IN FIELD (mL)	FINAL pH	INTENDED ANALYSIS AND/OR METHOD	SAMPLING EQUIPMENT CODE	SAMPLE PUMP FLOW RATE (gal per minute)
MW-09	4	AG	40 mL	HCL	40 mL x 4	5.58	6200	ESP	0.18
"	3	AG	40 mL	HCL	40 mL x 3	"	VPH	"	"
"	1	PE	250 mL	HNO_3	250 mL	"	Lead by 6010	"	"

REMARKS:

MATERIAL CODES: AG = Amber Glass; CG = Clear Glass; HDPE = High Density Polyethylene; LDPE = Low Density Polyethylene; PP = Polypropylene; S = Silicone; T = Teflon; O = Other (Specify)

SAMPLING EQUIPMENT CODES: APP = After (Through) Peristaltic Pump; B = Bailer; BP = Bladder Pump; ESP = Electric Submersible Pump; RFPP = Reverse Flow Peristaltic Pump; SM = Straw Method (Tubing Gravity Drain); O = Other (Specify)

GROUNDWATER SAMPLING LOG

SITE NAME: 2020-L1-2448 Incident	SITE LOCATION: Huntersville, NC	PROJECT NUMBER: 60639876	WELL NAME:	DATE:
WELL DIAMETER (inches):	TUBING DIAMETER (inches):	WELL SCREEN INTERVAL DEPTH: feet to feet	DEPTH TO WATER (feet):	PUMP TYPE OR BAILER:

1 WELL VOLUME = (TD - DTW) X WELL CAPACITY

(_____ ft. - _____ ft.) X _____ gal./ft. = _____ gallons

3 WELL VOLUMES = 1 WELL VOLUME X 3

_____ gal. X 3 = _____ gallons

PUMP DEPTH IN WELL (feet):	PURGING INITIATED AT:	PURGING ENDED AT:	TOTAL VOLUME PURGED (gallons):

TIME (military)	VOLUME PURGED (gallons)	PURGE RATE (gpm)	DEPTH TO WATER (feet)	TEMP. (°C)	DO (mg/L)	COND. (µS/cm)	pH (standard units)	ORP (mV)	TURB. (NTU)	COLOR (describe)	ODOR (describe)
STABILIZATION CRITERIA			<0.3 ft. drawdown	within 3%	within 10% or <0.5 mg/L	within 3%	± 0.1 unit	± 10 mV	within 10% or <10 NTU	--	--

WELL CAPACITY (Gallons Per Foot): **0.75"** = 0.02; **1"** = 0.04; **1.25"** = 0.06; **2"** = 0.16; **3"** = 0.37; **4"** = 0.65; **5"** = 1.02; **6"** = 1.47; **12"** = 5.88

SAMPLING DATA

SAMPLED BY (PRINT) / AFFILIATION:	SAMPLER(S) SIGNATURE(S):	SAMPLE TIME:

PUMP OR TUBING DEPTH IN WELL (feet):	TUBING MATERIAL CODE:	FIELD-FILTERED: Y (N) Filtration Equipment Type: --	FILTER SIZE: ___ µm

FIELD DECONTAMINATION: PUMP (Y) N TUBING Y (N) (replaced) DUPLICATE: Y (N)

SAMPLE CONTAINER SPECIFICATION				SAMPLE PRESERVATION (including wet ice)					
SAMPLE ID CODE	# CONTAINERS	MATERIAL CODE	VOLUME	PRESERVATIVE USED	TOTAL VOL ADDED IN FIELD (mL)	FINAL pH	INTENDED ANALYSIS AND/OR METHOD	SAMPLING EQUIPMENT CODE	SAMPLE PUMP FLOW RATE (gal per minute)
	4	AG	40 mL	HCL	40 mL x 4		6200		
	3	AG	40 mL	HCL	40 mL x 3		VPH		
	1	PE	250 mL	HNO_3	250 mL		Lead by 6010		

REMARKS:

MATERIAL CODES: **AG** = Amber Glass; **CG** = Clear Glass; **HDPE** = High Density Polyethylene; **LDPE** = Low Density Polyethylene; **PP** = Polypropylene; **S** = Silicone; **T** = Teflon; **O** = Other (Specify)

SAMPLING EQUIPMENT CODES: **APP** = After (Through) Peristaltic Pump; **B** = Bailer; **BP** = Bladder Pump; **ESP** = Electric Submersible Pump; **RFPP** = Reverse Flow Peristaltic Pump; **SM** = Straw Method (Tubing Gravity Drain); **O** = Other (Specify)

GROUNDWATER SAMPLING LOG

SITE NAME: 2020-L1-2448 Incident	SITE LOCATION: Huntersville, NC	PROJECT NUMBER: 60639876	WELL NAME: MW-13	DATE: 07/06/21
WELL DIAMETER (inches): 4	TUBING DIAMETER (inches): 3/8"	WELL SCREEN INTERVAL DEPTH: 14.36 feet to 59.36 feet	DEPTH TO WATER (feet): 42.27	PUMP TYPE OR BAILER: Monsoon XL

1 WELL VOLUME = (TD - DTW) X WELL CAPACITY

59.86 ft. - 42.27 ft.) x 0.65 gal./ft. = 11.43 gallons

3 WELL VOLUMES = 1 WELL VOLUME X 3

11.43 gal. X 3 = 34.30 gallons

PUMP DEPTH IN WELL (feet): 47.27	PURGING INITIATED AT: 0945	PURGING ENDED AT: 1050	TOTAL VOLUME PURGED (gallons): 5.75

TIME (military)	VOLUME PURGED (gallons)	PURGE RATE (gpm)	DEPTH TO WATER (feet)	TEMP. (°C)	DO (mg/L)	COND. (µS/cm)	pH (standard units)	ORP (mV)	TURB. (NTU)	COLOR (describe)	ODOR (describe)
STABILIZATION CRITERIA			<0.3 ft. drawdown	within 3%	within 10% or <0.5 mg/L	within 3%	± 0.1 unit	± 10 mV	within 10% or <10 NTU	–	–
0950	3	—	44.24	17.7	2.25	236.0	6.27	158.0	14.46	Clear	None
0955	3.25	0.65	44.43	17.8	2.12	236.2	6.23	165.4	15.17	Clear	None
1000	3.5	0.70	44.59	17.9	2.39	236.5	6.34	170.2	16.44	Clear	None
1005	3.75	0.75	44.61	18.2	2.15	237.0	6.23	177.2	19.75	Clear	None
1010	4.0	0.80	44.62	18.2	2.18	237.1	6.22	178.7	19.58	Clear	None
1015	4.25	0.85	44.62	18.3	1.90	237.4	6.21	181.9	15.51	clear	none
1020	4.50	0.90	44.60	Battery Died					12.81	clear	None
1025	4.75	0.95	44.57	18.2	1.90	237.7	6.28	133.7	12.13	clear	none
1030	5.00	1.00	44.69	18.3	1.80	237.7	6.23	155.9	14.60	clear	none
1035	5.25	1.05	44.79	18.3	1.70	237.6	6.24	166.6	8.26	clear	none
1040	5.50	1.10	44.73	18.7	1.65	237.9	6.24	172.4	7.63	clear	none
1045	5.75	1.15	44.69	18.6	1.68	237.6	6.23	178.8	8.47	clear	none

WELL CAPACITY (Gallons Per Foot): 0.75" = 0.02; 1" = 0.04; 1.25" = 0.06; 2" = 0.16; 3" = 0.37; 4" = 0.65; 5" = 1.02; 6" = 1.47; 12" = 5.88

SAMPLING DATA

SAMPLED BY (PRINT) / AFFILIATION: Emilia Torellos / AECOM	SAMPLER(S) SIGNATURE(S): Emilia Torellos	SAMPLE TIME: 1050 / DUP-1-20210706
PUMP OR TUBING DEPTH IN WELL (feet): 47.27	TUBING MATERIAL CODE: LDPE	FIELD-FILTERED: Y (N) Filtration Equipment Type: -- FILTER SIZE: -- µm
FIELD DECONTAMINATION: PUMP (Y) N	TUBING Y (N) Replaced)	DUPLICATE: (Y) N

SAMPLE CONTAINER SPECIFICATION				SAMPLE PRESERVATION (including wet ice)					
SAMPLE ID CODE	# CONTAINERS	MATERIAL CODE	VOLUME	PRESERVATIVE USED	TOTAL VOL ADDED IN FIELD (mL)	FINAL pH	INTENDED ANALYSIS AND/OR METHOD	SAMPLING EQUIPMENT CODE	SAMPLE PUMP FLOW RATE (gal per minute)
MW-13	4	AG	40 mL	HCL	40 mL x 4	6.23	6200	ESP	
MW-13	3	AG	40 mL	HCL	40 mL x 3	6.23	VPH	ESP	
MW-13	1	PE	250 mL	HNO_3	250 mL	6.25	Lead by 6010	ESP	

REMARKS:

MATERIAL CODES: AG = Amber Glass; CG = Clear Glass; HDPE = High Density Polyethylene; LDPE = Low Density Polyethylene; PP = Polypropylene; S = Silicone; T = Teflon; O = Other (Specify)

SAMPLING EQUIPMENT CODES: APP = After (Through) Peristaltic Pump; B = Bailer; BP = Bladder Pump; ESP = Electric Submersible Pump; RFPP = Reverse Flow Peristaltic Pump; SM = Straw Method (Tubing Gravity Drain); O = Other (Specify)

GROUNDWATER SAMPLING LOG

SITE NAME: 2020-L1-2448 Incident	SITE LOCATION: Huntersville, NC	PROJECT NUMBER: 60639876	WELL NAME: MW-14	DATE: 7/6/21
WELL DIAMETER (inches): 4	TUBING DIAMETER (inches): 3/8	WELL SCREEN INTERVAL DEPTH: 11 feet to 41 feet	DEPTH TO WATER (feet): 31.33	PUMP TYPE OR BAILER: ESP

1 WELL VOLUME = (TD - DTW) X WELL CAPACITY

(_____ ft. - _____ ft.) X _____ gal./ft. = _____ gallons

3 WELL VOLUMES = 1 WELL VOLUME X 3

_____ gal. X 3 = _____ gallons

PUMP DEPTH IN WELL (feet): 39	PURGING INITIATED AT: 0915	PURGING ENDED AT:	TOTAL VOLUME PURGED (gallons):

TIME (military)	VOLUME PURGED (gallons)	PURGE RATE (gpm)	DEPTH TO WATER (feet)	TEMP. (°C)	DO (mg/L)	COND. (µS/cm)	pH (standard units)	ORP (mV)	TURB. (NTU)	COLOR (describe)	ODOR (describe)
STABILIZATION CRITERIA			<0.3 ft. drawdown	within 3%	within 10% or <0.5 mg/L	within 3%	± 0.1 unit	± 10 mV	within 10% or <10 NTU	–	–
0915	0		31.33	19.0	5.28	136.6	5.70	132.9	58.98	Clear	None
0920	0.6		31.35	18.5	5.09	135.3	5.12	147.7	62.13	"	"
0925	1.2		31.35	18.5	5.32	134.5	5.11	144.7	60.95	"	"
0930	1.7		31.35	19.1	5.17	134.2	5.16	142.4	61.03	"	"
0935	2.3		31.35	18.4	5.22	135.1	5.23	140.6	64.57	"	"
0940	2.8		31.35	18.6	5.20	135.0	5.25	141.0	62.00	"	"
0945	3.4		31.35	18.8	4.98	135.5	5.31	140.1	66.55	"	"
0950	4.0		31.35	18.4	5.09	135.2	5.32	140.4	64.98	"	"

WELL CAPACITY (Gallons Per Foot): **0.75"** = 0.02; **1"** = 0.04; **1.25"** = 0.06; **2"** = 0.16; **3"** = 0.37; **4"** = 0.65; **5"** = 1.02; **6"** = 1.47; **12"** = 5.88

SAMPLING DATA

SAMPLED BY (PRINT) / AFFILIATION: T. Dickey / AECOM	SAMPLER(S) SIGNATURE(S): T. Dickey	SAMPLE TIME: 1000
PUMP OR TUBING DEPTH IN WELL (feet): 39	TUBING MATERIAL CODE: LDPE	FIELD-FILTERED: Y (N) Filtration Equipment Type: – FILTER SIZE: – µm
FIELD DECONTAMINATION: PUMP (Y) N	TUBING Y (N (replaced)	DUPLICATE: Y (N)

SAMPLE CONTAINER SPECIFICATION				SAMPLE PRESERVATION (including wet ice)					
SAMPLE ID CODE	# CONTAINERS	MATERIAL CODE	VOLUME	PRESERVATIVE USED	TOTAL VOL ADDED IN FIELD (mL)	FINAL pH	INTENDED ANALYSIS AND/OR METHOD	SAMPLING EQUIPMENT CODE	SAMPLE PUMP FLOW RATE (gal per minute)
MW-14	4	AG	40 mL	HCL	40 mL x 4	5.32	6200	ESP	
↓	3	AG	40 mL	HCL	40 mL x 3	↓	VPH	↓	
↓	1	PE	250 mL	HNO_3	250 mL	↓	Lead by 6010	↓	

REMARKS:

MATERIAL CODES: **AG** = Amber Glass; **CG** = Clear Glass; **HDPE** = High Density Polyethylene; **LDPE** = Low Density Polyethylene; **PP** = Polypropylene; **S** = Silicone; **T** = Teflon; **O** = Other (Specify)

SAMPLING EQUIPMENT CODES: **APP** = After (Through) Peristaltic Pump; **B** = Bailer; **BP** = Bladder Pump; **ESP** = Electric Submersible Pump; **RFPP** = Reverse Flow Peristaltic Pump; **SM** = Straw Method (Tubing Gravity Drain); **O** = Other (Specify)

GROUNDWATER SAMPLING LOG

SITE NAME: 2020-L1-2448 Incident	SITE LOCATION: Huntersville, NC	PROJECT NUMBER: 60639876	WELL NAME: MW-14D	DATE: 7/6/21
WELL DIAMETER (inches): 2"	TUBING DIAMETER (inches): 3/8	WELL SCREEN INTERVAL DEPTH: 64.30 feet to 74.30 feet	DEPTH TO WATER (feet): 31.55	PUMP TYPE OR BAILER: Mega Monsoon

1 WELL VOLUME = (TD - DTW) X WELL CAPACITY

(74.30 ft. - 31.55 ft.) X 0.16 gal./ft. = 6.84 gallons

3 WELL VOLUMES = 1 WELL VOLUME X 3

6.84 gal. X 3 = 20.52 gallons

PUMP DEPTH IN WELL (feet): 70	PURGING INITIATED AT: 1115	PURGING ENDED AT: 1225	TOTAL VOLUME PURGED (gallons): 7.0

TIME (military)	VOLUME PURGED (gallons)	PURGE RATE (gpm)	DEPTH TO WATER (feet)	TEMP. (°C)	DO (mg/L)	COND (µS/cm)	pH (standard units)	ORP (mV)	TURB (NTU)	COLOR (describe)	ODOR (describe)
STABILIZATION CRITERIA			<0.3 ft. drawdown	within 3%	within 10% or <0.5 mg/L	within 3%	± 0.1 unit	± 10 mV	within 10% or <10 NTU	--	--
1120	0.5	0.1	32.12	22.2	5.53	356.0	7.57	259.0	173.8	cloudy	none
1125	1.0		34.08	19.8	4.26	330.1	7.43	25	150.2	"	"
1130	1.5		36.25	18.7	3.95	310.0	7.33	254.0	138.7	"	"
1135	2.0		38.36	18.6	3.20	291.2	7.53	233.7	113.8	"	"
1140	2.5		39.54	19.0	3.07	287.1	7.07	246.5	86.60	clear	"
1145	3.0		42.33	18.2	3.90	271.2	7.05	241.1	53.03	"	"
1150	3.5		43.40	18.7	4.21	267.0	6.91	244.8	42.37	"	"
1155	4.0		46.21	18.9	4.32	267.1	6.99	240.6	33.61	"	"
1200	4.5		49.12	19.2	4.28	268.6	7.02	239.3	26.69	"	"
1205	5.0		49.81	20.9	4.05	278.7	7.15	232.0	22.78	"	"
1210	5.5		50.62	19.5	4.21	270.2	7.01	240.2	20.12	"	"
1215	6.0		51.21	19.4	4.51	266.1	6.88	246.8	18.06	"	"
1220	6.5		51.63	19.4	4.49	267.1	6.91	242.1	17.64	"	"
1225	7.0		52.00	19.1	4.67	264.8	6.96	238.4	17.81	"	"

MJK 7/6/21

WELL CAPACITY (Gallons Per Foot): 0.75" = 0.02; 1" = 0.04; 1.25" = 0.06; 2" = 0.16; 3" = 0.37; 4" = 0.65; 5" = 1.02; 6" = 1.47; 12" = 5.88

SAMPLING DATA

SAMPLED BY (PRINT) / AFFILIATION: Mike deKozlowski	SAMPLER(S) SIGNATURE(S): Mike deKozlowski	SAMPLE TIME: 1235
PUMP OR TUBING DEPTH IN WELL (feet):	TUBING MATERIAL CODE: LDPE	FIELD-FILTERED: Y (N) Filtration Equipment Type: -- FILTER SIZE: -- µm

FIELD DECONTAMINATION: PUMP (Y) N TUBING Y (N) replaced) DUPLICATE: Y (N)

SAMPLE CONTAINER SPECIFICATION				SAMPLE PRESERVATION (including wet ice)					
SAMPLE ID CODE	# CONTAINERS	MATERIAL CODE	VOLUME	PRESERVATIVE USED	TOTAL VOL ADDED IN FIELD (mL)	FINAL pH	INTENDED ANALYSIS AND/OR METHOD	SAMPLING EQUIPMENT CODE	SAMPLE PUMP FLOW RATE (gal per minute)
MW-14D	4	AG	40 mL	HCL	40 mL x 4	6.96	6200	ESP	0.1
"	3	AG	40 mL	HCL	40 mL x 3	"	VPH	"	"
"	1	PE	250 mL	HNO_3	250 mL	"	Lead by 6010	"	"

REMARKS:

MATERIAL CODES: AG = Amber Glass; CG = Clear Glass; HDPE = High Density Polyethylene; LDPE = Low Density Polyethylene; PP = Polypropylene; S = Silicone; T = Teflon; O = Other (Specify)

SAMPLING EQUIPMENT CODES: APP = After (Through) Peristaltic Pump; B = Bailer; BP = Bladder Pump; ESP = Electric Submersible Pump; RFPP = Reverse Flow Peristaltic Pump; SM = Straw Method (Tubing Gravity Drain); O = Other (Specify)

GROUNDWATER SAMPLING LOG

SITE NAME: 2020-L1-2448 Incident	SITE LOCATION: Huntersville, NC	PROJECT NUMBER: 60639876	WELL NAME: MW-15	DATE: 7/9/21
WELL DIAMETER (inches): 2"	TUBING DIAMETER (inches): 3/8"	WELL SCREEN INTERVAL DEPTH: 27' feet to 39' feet	DEPTH TO WATER (feet): 33.86	PUMP TYPE OR BAILER: ESP

1 WELL VOLUME = (TD - DTW) X WELL CAPACITY

(37 ft. - 33.86 ft.) X 0.163 gal./ft. = 0.83 gallons

3 WELL VOLUMES = 1 WELL VOLUME X 3

0.83 gal. X 3 = 2.51 gallons

PUMP DEPTH IN WELL (feet): ~37'	PURGING INITIATED AT: 1540	PURGING ENDED AT:	TOTAL VOLUME PURGED (gallons):

TIME (military)	VOLUME PURGED (gallons)	PURGE RATE (gpm)	DEPTH TO WATER (feet)	TEMP. (°C)	DO (mg/L)	COND. (µS/cm)	pH (standard units)	ORP (mV)	TURB. (NTU)	COLOR (describe)	ODOR (describe)
STABILIZATION CRITERIA			<0.3 ft. drawdown	within 3%	within 10% or <0.5 mg/L	within 3%	±0.1 unit	±10 mV	within 10% or <10 NTU	–	–
1540	1.0	0.1		17.3	8.41	116.3	6.15	283.1	>1000	TAN	NONE
1550	2.0	0.1		17.4	8.34	116.0	6.17	278.3	953.5	TAN	NONE
1600	3.0	0.1		17.5	8.20	116.0	6.23	270.0	290.6	LT. TAN	NONE
1610	4.0	0.1		17.4	8.19	115.4	6.21	269.6	145.3	LT. TAN	NONE
1620	5.0	0.1		17.4	8.10	115.4	6.20	262.6	126.9	LT. TAN	NONE
1630	6.0	0.1		17.4	8.08	115.5	6.20	261.3	231.4	LT. TAN	NONE
1640	7.0	0.1		17.4	8.12	114.9	6.21	263.4	54.1	CLEAR	NONE
1650	8.0	0.1		17.4	8.10	115.1	6.23	261.2	10.1	CLEAR	NONE

WELL CAPACITY (Gallons Per Foot): 0.75" = 0.02; 1" = 0.04; 1.25" = 0.06; 2" = 0.16; 3" = 0.37; 4" = 0.65; 5" = 1.02; 6" = 1.47; 12" = 5.88

SAMPLING DATA

SAMPLED BY (PRINT) / AFFILIATION:	SAMPLER(S) SIGNATURE(S):	SAMPLE TIME:
COREMAN MARCHIN		1650

PUMP OR TUBING DEPTH IN WELL (feet):	TUBING MATERIAL CODE:	FIELD-FILTERED: Y (N) Filtration Equipment Type: --	FILTER SIZE: ___ µm
37'	POLY		

FIELD DECONTAMINATION: PUMP (Y) N TUBING Y (N) (replaced) DUPLICATE: Y (N)

SAMPLE CONTAINER SPECIFICATION				SAMPLE PRESERVATION (Including wet ice)			INTENDED ANALYSIS AND/OR METHOD	SAMPLING EQUIPMENT CODE	SAMPLE PUMP FLOW RATE (gal per minute)
SAMPLE ID CODE	# CONTAINERS	MATERIAL CODE	VOLUME	PRESERVATIVE USED	TOTAL VOL ADDED IN FIELD (mL)	FINAL pH			
	4	AG	40 mL	HCL	40 mL x 4	6.23	6200	ESP	0.1
	3	AG	40 mL	HCL	40 mL x 3	6.23	VPH	ESP	0.1
	1	PE	250 mL	HNO_3	250 mL	6.23	Lead by 6010	ESP	0.1

REMARKS:

MATERIAL CODES: AG = Amber Glass; CG = Clear Glass; HDPE = High Density Polyethylene; LDPE = Low Density Polyethylene; PP = Polypropylene; S = Silicone; T = Teflon; O = Other (Specify)

SAMPLING EQUIPMENT CODES: APP = After (Through) Peristaltic Pump; B = Bailer; BP = Bladder Pump; ESP = Electric Submersible Pump; RFPP = Reverse Flow Peristaltic Pump; SM = Straw Method (Tubing Gravity Drain); O = Other (Specify)

GROUNDWATER SAMPLING LOG

SITE NAME: 2020-L1-2448 Incident	SITE LOCATION: Huntersville, NC	PROJECT NUMBER: 60639876	WELL NAME: MW-16	DATE: 7/7/21
WELL DIAMETER (inches): 4"	TUBING DIAMETER (inches): 3/8"	WELL SCREEN INTERVAL DEPTH: 11 feet to 46 feet	DEPTH TO WATER (feet): 33.23	PUMP TYPE OR BAILER: ESP

1 WELL VOLUME = (TD - DTW) X WELL CAPACITY

(46 ft. - 33.23 ft.) X 0.65 gal./ft. = 8.30 gallons

3 WELL VOLUMES = 1 WELL VOLUME X 3

8.30 gal. X 3 = 24.9 gallons

PUMP DEPTH IN WELL (feet): 40'	PURGING INITIATED AT: 1150	PURGING ENDED AT: 1250	TOTAL VOLUME PURGED (gallons): 6.0

TIME (military)	VOLUME PURGED (gallons)	PURGE RATE (gpm)	DEPTH TO WATER (feet)	TEMP (°C)	DO (mg/L)	COND (µS/cm)	pH (standard units)	ORP (mV)	TURB (NTU)	COLOR (describe)	ODOR (describe)
STABILIZATION CRITERIA			<0.3 ft. drawdown	within 3%	within 10% or <0.5 mg/L	within 3%	± 0.1 unit	± 10 mV	within 10% or <10 NTU	-	-
1150	Ø	0.1	33.95	21.1	10.17	116.7	5.84	230.9	25.38	CLEAR	NONE
1200	1.0	0.1	33.97	21.6	9.52	117.9	5.88	199.6	12.43	CLEAR	NONE
1210	2.0	0.1	34.29	21.2	9.21	116.6	6.14	139.3	6.44	CLEAR	NONE
1220	3.0	0.1	34.40	21.2	8.09	119.7	6.15	116.1	8.29	CLEAR	NONE
1230	4.0	0.1	34.42	21.6	7.99	120.1	6.16	113.7	4.22	CLEAR	NONE
1240	5.0	0.1	34.46	22.1	7.97	120.7	6.15	112.9	3.04	CLEAR	NONE
1250	6.0	0.1	34.49	22.2	7.91	120.8	6.15	111.3	2.11	CLEAR	NONE

WELL CAPACITY (Gallons Per Foot): **0.75"** = 0.02; **1"** = 0.04; **1.25"** = 0.06; **2"** = 0.16; **3"** = 0.37; **4"** = 0.65; **5"** = 1.02; **6"** = 1.47; **12"** = 5.88

SAMPLING DATA

SAMPLED BY (PRINT) / AFFILIATION: COLEMAN MARCHIN	SAMPLER(S) SIGNATURE(S):	SAMPLE TIME: 1250
PUMP OR TUBING DEPTH IN WELL (feet):	TUBING MATERIAL CODE:	FIELD-FILTERED: Y (N) Filtration Equipment Type: -- FILTER SIZE: -- µm

FIELD DECONTAMINATION: PUMP (Y) N TUBING Y (N replaced) DUPLICATE: Y (N)

SAMPLE CONTAINER SPECIFICATION				SAMPLE PRESERVATION (including wet ice)					
SAMPLE ID CODE	# CONTAINERS	MATERIAL CODE	VOLUME	PRESERVATIVE USED	TOTAL VOL ADDED IN FIELD (mL)	FINAL pH	INTENDED ANALYSIS AND/OR METHOD	SAMPLING EQUIPMENT CODE	SAMPLE PUMP FLOW RATE (gal per minute)
	4	AG	40 mL	HCL	40 mL x 4	6.13	6200	ESP	0.1
	3	AG	40 mL	HCL	40 mL x 3	6.15	VPH	ESP	0.1
	1	PE	250 mL	HNO_3	250 mL	6.15	Lead by 6010	ESP	0.1

REMARKS:

MATERIAL CODES: **AG** = Amber Glass; **CG** = Clear Glass; **HDPE** = High Density Polyethylene; **LDPE** = Low Density Polyethylene; **PP** = Polypropylene; **S** = Silicone; **T** = Teflon; **O** = Other (Specify)

SAMPLING EQUIPMENT CODES: **APP** = After (Through) Peristaltic Pump; **B** = Bailer; **BP** = Bladder Pump; **ESP** = Electric Submersible Pump; **RFPP** = Reverse Flow Peristaltic Pump; **SM** = Straw Method (Tubing Gravity Drain); **O** = Other (Specify)

GROUNDWATER SAMPLING LOG

SITE NAME: 2020-L1-2448 Incident	SITE LOCATION: Huntersville, NC	PROJECT NUMBER: 60639876	WELL NAME: MW-16D	DATE: 7/8/21
WELL DIAMETER (inches): 4"	TUBING DIAMETER (inches): 3/8	WELL SCREEN INTERVAL DEPTH: 146.60 feet to 156.60 feet	DEPTH TO WATER (feet): 31.34	PUMP TYPE OR BAILER: Mega Monsoon

1 WELL VOLUME = (TD - DTW) X WELL CAPACITY

(150 ft. - 31.34 ft.) X 0.65 gal./ft. = ▼7.13 gallons

3 WELL VOLUMES = 1 WELL VOLUME X 3

77.13 gal. X 3 = 231.39 gallons

PUMP DEPTH IN WELL (feet): 115	PURGING INITIATED AT: 1100	PURGING ENDED AT: 1200	TOTAL VOLUME PURGED (gallons):

TIME (military)	VOLUME PURGED (gallons)	PURGE RATE (gpm)	DEPTH TO WATER (feet)	TEMP. (°C)	DO (mg/L)	COND. (µS/cm)	pH (standard units)	ORP (mV)	TURB. (NTU)	COLOR (describe)	ODOR (describe)
STABILIZATION CRITERIA			<0.3 ft. drawdown	within 3%	within 10% or <0.5 mg/L	within 3%	± 0.1 unit	± 10 mV	within 10% or <10 NTU	--	--
1105	0.5	0.1	31.94	20.0	4.71	1327	11.80	144.3	27.74	clear	none
1110	1.0		32.33	20.1	3.25	1318	11.89	134.2	40.14		
1115	1.5		32.57	20.3	3.05	1318	11.93	128.1	27.32		
1120	2.0		32.68	20.3	2.83	1310	12.03	116.6	30.18		
1125	2.5		32.76	18.9	3.25	1280	12.01	117.4	28.65		
1130	3.0		32.83	18.4	3.12	1267	11.96	119.5	40.62		
1135	3.5		32.94	18.7	2.76	1275	11.94	117.4	90.42		
1140	4.0		32.09	19.3	2.61	1288	11.97	112.2	28.27		
1145	4.5		33.17	19.7	2.42	1299	12.01	103.8	26.42		
1150	5.0		33.17	18.8	2.92	1279	12.07	104.1	27.82		
1155	5.5		33.17	18.7	2.82	1279	12.00	105.5	28.83		
1200	6.0		33.17	19.0	2.78	1281	12.01	104.8	28.00		

MdK 7/8/21

WELL CAPACITY (Gallons Per Foot): 0.75" = 0.02; 1" = 0.04; 1.25" = 0.06; 2" = 0.16; 3" = 0.37; 4" = 0.65; 5" = 1.02; 6" = 1.47; 12" = 5.88

SAMPLING DATA

SAMPLED BY (PRINT) / AFFILIATION: Mike deKozlowski	SAMPLER(S) SIGNATURE(S): Mike deKozlowski	SAMPLE TIME: 1210
PUMP OR TUBING DEPTH IN WELL (feet): 115	TUBING MATERIAL CODE: LDPE	FIELD-FILTERED: Y (N) Filtration Equipment Type: -- FILTER SIZE: -- µm
FIELD DECONTAMINATION: PUMP (Y) N	TUBING Y (N) (replaced)	DUPLICATE: Y (N)

SAMPLE CONTAINER SPECIFICATION				SAMPLE PRESERVATION (including wet ice)					
SAMPLE ID CODE	# CONTAINERS	MATERIAL CODE	VOLUME	PRESERVATIVE USED	TOTAL VOL ADDED IN FIELD (mL)	FINAL pH	INTENDED ANALYSIS AND/OR METHOD	SAMPLING EQUIPMENT CODE	SAMPLE PUMP FLOW RATE (gal per minute)
MW-16D	4	AG	40 mL	HCL	40 mL x 4	12.01	6200	ESP	0.1
	3	AG	40 mL	HCL	40 mL x 3		VPH		
	1	PE	250 mL	HNO_3	250 mL		Lead by 6010		

REMARKS:

MATERIAL CODES: **AG** = Amber Glass; **CG** = Clear Glass; **HDPE** = High Density Polyethylene; **LDPE** = Low Density Polyethylene; **PP** = Polypropylene; **S** = Silicone; **T** = Teflon; **O** = Other (Specify)

SAMPLING EQUIPMENT CODES: **APP** = After (Through) Peristaltic Pump; **B** = Bailer; **BP** = Bladder Pump; **ESP** = Electric Submersible Pump; **RFPP** = Reverse Flow Peristaltic Pump; **SM** = Straw Method (Tubing Gravity Drain); **O** = Other (Specify)

GROUNDWATER SAMPLING LOG

SITE NAME: 2020-L1-2448 Incident	SITE LOCATION: Huntersville, NC	PROJECT NUMBER: 60639876	WELL NAME: MW-17	DATE: 7/7/21
WELL DIAMETER (inches): 4"	TUBING DIAMETER (inches): 3/8"	WELL SCREEN INTERVAL DEPTH: 10 feet to 50 feet	DEPTH TO WATER (feet): 35.22	PUMP TYPE OR BAILER: ESP

1 WELL VOLUME = (TD - DTW) X WELL CAPACITY

(50.0 ft. - 35.22 ft.) X 0.65 gal./ft. = 9.6 gallons

3 WELL VOLUMES = 1 WELL VOLUME X 3

9.6 gal. X 3 = 28.8 gallons

PUMP DEPTH IN WELL (feet): 42'	PURGING INITIATED AT: 1430	PURGING ENDED AT:	TOTAL VOLUME PURGED (gallons):

TIME (military)	VOLUME PURGED (gallons)	PURGE RATE (gpm)	DEPTH TO WATER (feet)	TEMP. (°C)	DO (mg/L)	COND (µS/cm)	pH (standard units)	ORP (mV)	TURB (NTU)	COLOR (describe)	ODOR (describe)
STABILIZATION CRITERIA			<0.3 ft. drawdown	within 3%	within 10% or <0.5 mg/L	within 3%	± 0.1 unit	± 10 mV	within 10% or <10 NTU	–	–
1430	0	0.1	35.22	21.1	9.17	102.5	5.45	203.5	93.38	CLEAR	NONE
1440	1.0	0.1	36.43	20.9	7.74	100.0	5.71	134.4	17.91	CLEAR	NONE
1450	2.0	0.1	36.55	20.7	6.72	97.4	5.72	124.7	8.98	CLEAR	NONE
1500	3.0	0.1	36.57	21.0	6.20	97.8	5.82	121.6	7.15	CLEAR	NONE
1510	4.0	0.1	36.61	20.5	6.18	98.1	5.79	116.4	3.63	CLEAR	NONE
1520	5.0	0.1	36.62	20.4	6.16	97.7	5.82	116.1	6.47	CLEAR	NONE

WELL CAPACITY (Gallons Per Foot): **0.75"** = 0.02; **1"** = 0.04; **1.25"** = 0.06; **2"** = 0.16; **3"** = 0.37; **4"** = 0.65; **5"** = 1.02; **6"** = 1.47; **12"** = 5.88

SAMPLING DATA

SAMPLED BY (PRINT) / AFFILIATION: COLEMAN MARCHIN	SAMPLER(S) SIGNATURE(S):	SAMPLE TIME: 1520
PUMP OR TUBING DEPTH IN WELL (feet): ~42'	TUBING MATERIAL CODE: POLY	FIELD-FILTERED: Y (N) FILTER SIZE: -- µm; Filtration Equipment Type: –

FIELD DECONTAMINATION: PUMP (Y) N TUBING Y (N) (replaced) DUPLICATE: Y (N)

SAMPLE CONTAINER SPECIFICATION				SAMPLE PRESERVATION (including wet ice)			INTENDED ANALYSIS AND/OR METHOD	SAMPLING EQUIPMENT CODE	SAMPLE PUMP FLOW RATE (gal per minute)
SAMPLE ID CODE	# CONTAINERS	MATERIAL CODE	VOLUME	PRESERVATIVE USED	TOTAL VOL ADDED IN FIELD (mL)	FINAL pH			
	4	AG	40 mL	HCL	40 mL x 4	5.84	6200	ESP	0.1
	3	AG	40 mL	HCL	40 mL x 3	5.82	VPH	ESP	0.1
	1	PE	250 mL	HNO_3	250 mL	5.82	Lead by 6010	ESP	0.1

REMARKS:

MATERIAL CODES: **AG** = Amber Glass; **CG** = Clear Glass; **HDPE** = High Density Polyethylene; **LDPE** = Low Density Polyethylene; **PP** = Polypropylene; **S** = Silicone; **T** = Teflon; **O** = Other (Specify)

SAMPLING EQUIPMENT CODES: **APP** = After (Through) Peristaltic Pump; **B** = Bailer; **BP** = Bladder Pump; **ESP** = Electric Submersible Pump; **RFPP** = Reverse Flow Peristaltic Pump; **SM** = Straw Method (Tubing Gravity Drain); **O** = Other (Specify)

GROUNDWATER SAMPLING LOG

SITE NAME: 2020-L1-2448 Incident	SITE LOCATION: Huntersville, NC	PROJECT NUMBER: 60639876	WELL NAME: MW-19	DATE: 7/7/2021
WELL DIAMETER (inches): 4	TUBING DIAMETER (inches): 3/4	WELL SCREEN INTERVAL DEPTH: 12.8 feet to 37.8 feet	DEPTH TO WATER (feet): 30.89	PUMP TYPE OR BAILER: Monsoon

1 WELL VOLUME = (TD - DTW) X WELL CAPACITY

(37.8 ft. - 31.89 ft.) x 0.65 gal./ft. = 3.87 gallons

3 WELL VOLUMES = 1 WELL VOLUME X 3

3.87 gal. X 3 = 11.6 gallons

PUMP DEPTH IN WELL (feet): 36	PURGING INITIATED AT: 0845	PURGING ENDED AT: 0925	TOTAL VOLUME PURGED (gallons): 4.0

TIME (military)	VOLUME PURGED (gallons)	PURGE RATE (gpm)	DEPTH TO WATER (feet)	TEMP. (°C)	DO (mg/L)	COND. (µS/cm)	pH (standard units)	ORP (mV)	TURB. (NTU)	COLOR (describe)	ODOR (describe)
STABILIZATION CRITERIA			<0.3 ft. drawdown	within 3%	within 10% or <0.5 mg/L	within 3%	± 0.1 unit	± 10 mV	within 10% or <10 NTU	--	--
0845	0.00	0.1	31.12	18.9	0.90	197.6	6.49	18.3	16.12	Clear	Slight product odor
0850	0.5	"	31.42	19.0	0.81	201.9	6.60	-7.6	54.78	"	"
0855	1.0	"	31.74	19.2	0.45	200.3	6.59	-13.2	44.43	"	"
0900	1.5	"	31.83	19.9	0.52	203.9	6.60	-16.1	50.66	"	"
0905	2.0	"	31.76	20.5	0.45	205.4	6.59	-16.8	39.99	"	"
0910	2.5	"	31.72	20.7	0.34	204.1	6.59	-17.4	39.07	"	"
0915	3.0	"	31.63	20.7	0.43	203.9	6.58	-16.5	29.66	"	"
0920	3.5	"	31.81	21.0	0.33	203.5	6.57	-15.7	31.64	"	"
0925	4.0	"	31.83	21.2	0.31	203.3	6.57	-18.5	30.93	"	"

AO

WELL CAPACITY (Gallons Per Foot): 0.75" = 0.02; 1" = 0.04; 1.25" = 0.06; 2" = 0.16; 3" = 0.37; 4" = 0.65; 5" = 1.02; 6" = 1.47; 12" = 5.88

SAMPLING DATA

SAMPLED BY (PRINT) / AFFILIATION: Andrew O'Malia / AECOM	SAMPLER(S) SIGNATURE(S): AO'M	SAMPLE TIME: 0930
PUMP OR TUBING DEPTH IN WELL (feet): 36	TUBING MATERIAL CODE: LDPE	FIELD-FILTERED: Y (N) Filtration Equipment Type: -- FILTER SIZE: -- µm
FIELD DECONTAMINATION: PUMP (Y) N TUBING Y (N) (replaced)		DUPLICATE: Y (N)

SAMPLE CONTAINER SPECIFICATION				SAMPLE PRESERVATION (including wet ice)					
SAMPLE ID CODE	# CONTAINERS	MATERIAL CODE	VOLUME	PRESERVATIVE USED	TOTAL VOL ADDED IN FIELD (mL)	FINAL pH	INTENDED ANALYSIS AND/OR METHOD	SAMPLING EQUIPMENT CODE	SAMPLE PUMP FLOW RATE (gal per minute)
MW-19	4	AG	40 mL	HCL	40 mL x 4	6.57	6200	ESP	0.1
"	3	AG	40 mL	HCL	40 mL x 3	"	VPH	"	"
"	1	PE	250 mL	HNO_3	250 mL	"	Lead by 6010	"	"

REMARKS:

MATERIAL CODES: AG = Amber Glass; CG = Clear Glass; HDPE = High Density Polyethylene; LDPE = Low Density Polyethylene; PP = Polypropylene; S = Silicone; T = Teflon; O = Other (Specify)

SAMPLING EQUIPMENT CODES: APP = After (Through) Peristaltic Pump; B = Bailer; BP = Bladder Pump; ESP = Electric Submersible Pump; RFPP = Reverse Flow Peristaltic Pump; SM = Straw Method (Tubing Gravity Drain); O = Other (Specify)

GROUNDWATER SAMPLING LOG

SITE NAME: 2020-L1-2448 Incident	SITE LOCATION: Huntersville, NC	PROJECT NUMBER: 60639876	WELL NAME: MW-20	DATE: 07.07.21
WELL DIAMETER (inches): 4	TUBING DIAMETER (inches): 3/8	WELL SCREEN INTERVAL DEPTH: 33 feet to 48 feet	DEPTH TO WATER (feet): 42.78	PUMP TYPE OR BAILER: Monsoon

1 WELL VOLUME = (TD - DTW) X WELL CAPACITY

(_____ ft. - _____ ft.) X _____ gal./ft. = _____ gallons

3 WELL VOLUMES = 1 WELL VOLUME X 3

_____ gal. X 3 = _____ gallons

PUMP DEPTH IN WELL (feet): 46	PURGING INITIATED AT: 1500	PURGING ENDED AT: 1610	TOTAL VOLUME PURGED (gallons): 2.75

TIME (military)	VOLUME PURGED (gallons)	PURGE RATE (gpm)	DEPTH TO WATER (feet)	TEMP. (°C)	DO (mg/L)	COND. (µS/cm)	pH (standard units)	ORP (mV)	TURB. (NTU)	COLOR (describe)	ODOR (describe)
STABILIZATION CRITERIA			<0.3 ft. drawdown	within 3%	within 10% or <0.5 mg/L	within 3%	± 0.1 unit	± 10 mV	within 10% or <10 NTU	--	--
1515	0	0.05	42.80	19.1	7.00	162.9	5.69	202.1	129.5	L.Brown	None
1520	0.25		42.85	19.1	6.22	161.6	5.65	205.9	111.7		
1525	0.5		42.61	19.2	6.00	161.7	5.60	209.7	104.3		
1530	0.75		42.82	19.1	5.22	161.0	5.56	212.0	87.17		
1535	1.0		42.98	19.1	5.34	160.4	5.59	212.4	70.92		
1540	1.25		43.10	19.1	5.24	160.5	5.60	211.8	62.11	Clear	
1545	1.5		43.18	19.2	5.17	160.4	5.62	211.9	58.92		
1550	1.75		43.25	19.2	5.23	160.2	5.64	211.7	49.31		
1555	2.0		43.31	19.3	5.27	160.2	5.63	211.0	35.32		
1600	2.25		43.39	19.3	5.21	160.3	5.65	211.9	36.57		
1605	2.5		43.50	19.3	5.24	160.5	5.67	211.0	39.11		
1610	2.75		43.59	19.3	5.24	160.4	5.67	210.7	38.41		

WELL CAPACITY (Gallons Per Foot): **0.75"** = 0.02; **1"** = 0.04; **1.25"** = 0.06; **2"** = 0.16; **3"** = 0.37; **4"** = 0.65; **5"** = 1.02; **6"** = 1.47; **12"** = 5.88

SAMPLING DATA

SAMPLED BY (PRINT) / AFFILIATION: L.Tian / AECOM	SAMPLER(S) SIGNATURE(S):	SAMPLE TIME: 1610
PUMP OR TUBING DEPTH IN WELL (feet): 46	TUBING MATERIAL CODE: LDPE	FIELD-FILTERED: Y (N) Filtration Equipment Type: -- FILTER SIZE: ___ µm
FIELD DECONTAMINATION: PUMP (Y) N TUBING Y (N) (replaced)		DUPLICATE: Y (N)

SAMPLE CONTAINER SPECIFICATION				SAMPLE PRESERVATION (including wet ice)					
SAMPLE ID CODE	# CONTAINERS	MATERIAL CODE	VOLUME	PRESERVATIVE USED	TOTAL VOL ADDED IN FIELD (mL)	FINAL pH	INTENDED ANALYSIS AND/OR METHOD	SAMPLING EQUIPMENT CODE	SAMPLE PUMP FLOW RATE (gal per minute)
MW-20	4	AG	40 mL	HCL	40 mL x 4	5.67	6200	ESP	0.05
⊥	3	AG	40 mL	HCL	40 mL x 3	⊥	VPH	⊥	⊥
⊥	1	PE	250 mL	HNO_3	250 mL	⊥	Lead by 6010	⊥	⊥

REMARKS:

MATERIAL CODES: **AG** = Amber Glass; **CG** = Clear Glass; **HDPE** = High Density Polyethylene; **LDPE** = Low Density Polyethylene; **PP** = Polypropylene; **S** = Silicone; **T** = Teflon; **O** = Other (Specify)

SAMPLING EQUIPMENT CODES: **APP** = After (Through) Peristaltic Pump; **B** = Bailer; **BP** = Bladder Pump; **ESP** = Electric Submersible Pump; **RFPP** = Reverse Flow Peristaltic Pump; **SM** = Straw Method (Tubing Gravity Drain); **O** = Other (Specify)

GROUNDWATER SAMPLING LOG

SITE NAME: 2020-L1-2448 Incident	SITE LOCATION: Huntersville, NC	PROJECT NUMBER: 60639876	WELL NAME: MW-21	DATE: 7/7/2021
WELL DIAMETER (inches): 4	TUBING DIAMETER (inches): 3/8	WELL SCREEN INTERVAL DEPTH: 18.08 feet to 53.08 feet	DEPTH TO WATER (feet): 30.65	PUMP TYPE OR BAILER: monsoon pump

1 WELL VOLUME = (TD - DTW) X WELL CAPACITY

(53.08 ft. - 30.65 ft.) X 0.65 gal./ft. = 14.58 gallons

3 WELL VOLUMES = 1 WELL VOLUME X 3

14.58 gal. X 3 = 43.74 gallons

PUMP DEPTH IN WELL (feet): 48	PURGING INITIATED AT: 1008	PURGING ENDED AT: 1108	TOTAL VOLUME PURGED (gallons): 8

TIME (military)	VOLUME PURGED (gallons)	PURGE RATE (gpm)	DEPTH TO WATER (feet)	TEMP. (°C)	DO (mg/L)	COND. (µS/cm)	pH (standard units)	ORP (mV)	TURB. (NTU)	COLOR (describe)	ODOR (describe)
STABILIZATION CRITERIA			<0.3 ft. drawdown	within 3%	within 10% or <0.5 mg/L	within 3%	± 0.1 unit	± 10 mV	within 10% or <10 NTU	--	--
1008	0	0.133	30.65	19.3	10.65	200.0	6.82	167.3	4.68	clear	none
1013	0.67		31.70	18.4	8.12	200.7	6.06	115.3	3.26		
1018	1.33		32.07	18.4	7.75	198.3	6.16	87.8	2.11		
1023	2		32.27	18.6	7.15	196.3	6.07	85.4	2.04		
1028	2.67		32.43	19.1	6.67	196.4	6.17	75.9	3.62		
1033	3.33		32.64	18.8	6.16	194.1	6.09	78.7	1.71		
1038	4		32.92	18.6	5.91	192.2	6.11	76.3	1.76		
1043	4.67		33.20	18.7	5.52	191.1	6.00	82.3	1.45		
1048	5.33		33.32	19.1	5.11	191.7	6.09	77.7	1.13		
1053	6		33.34	19.2	4.86	193.6	6.20	71.9	1.50		
1058	6.67		33.25	19.6	4.49	197.2	6.28	66.6	1.46		
1103	7.33		33.14	19.5	4.19	200.8	6.27	65.7	1.31		
1108	8		33.09	19.3	4.11	201.8	6.22	63.8	1.11		

WELL CAPACITY (Gallons Per Foot): 0.75" = 0.02; 1" = 0.04; 1.25" = 0.06; 2" = 0.16; 3" = 0.37; 4" = 0.65; 5" = 1.02; 6" = 1.47; 12" = 5.88

SAMPLING DATA

SAMPLED BY (PRINT) / AFFILIATION: Emily Love / AECOM	SAMPLER(S) SIGNATURE(S): Emily R. Love	SAMPLE TIME: 1108
PUMP OR TUBING DEPTH IN WELL (feet): 48	TUBING MATERIAL CODE: LDPE	FIELD-FILTERED: Y (N) Filtration Equipment Type: -- FILTER SIZE: -- µm

FIELD DECONTAMINATION: PUMP (Y) N TUBING Y (N replaced) DUPLICATE: Y (N)

SAMPLE CONTAINER SPECIFICATION				SAMPLE PRESERVATION (including wet ice)					
SAMPLE ID CODE	# CONTAINERS	MATERIAL CODE	VOLUME	PRESERVATIVE USED	TOTAL VOL ADDED IN FIELD (mL)	FINAL pH	INTENDED ANALYSIS AND/OR METHOD	SAMPLING EQUIPMENT CODE	SAMPLE PUMP FLOW RATE (gal per minute)
MW-21	4	AG	40 mL	HCL	40 mL x 4	6.22	6200	ESP	0.133
	3	AG	40 mL	HCL	40 mL x 3		VPH		
	1	PE	250 mL	HNO_3	250 mL		Lead by 6010		

REMARKS:

MATERIAL CODES: AG = Amber Glass; CG = Clear Glass; HDPE = High Density Polyethylene; LDPE = Low Density Polyethylene; PP = Polypropylene; S = Silicone; T = Teflon; O = Other (Specify)

SAMPLING EQUIPMENT CODES: APP = After (Through) Peristaltic Pump; B = Bailer; BP = Bladder Pump; ESP = Electric Submersible Pump; RFPP = Reverse Flow Peristaltic Pump; SM = Straw Method (Tubing Gravity Drain); O = Other (Specify)

GROUNDWATER SAMPLING LOG

SITE NAME: 2020-L1-2448 Incident	SITE LOCATION: Huntersville, NC	PROJECT NUMBER: 60639876	WELL NAME: MW-23	DATE: 7/7/2021
WELL DIAMETER (inches): 2	TUBING DIAMETER (inches): 3/8	WELL SCREEN INTERVAL DEPTH: 17.6 feet to 47.6 feet	DEPTH TO WATER (feet): 29.55	PUMP TYPE OR BAILER: Monsoon

1 WELL VOLUME = (TD - DTW) X WELL CAPACITY
47.6 ft. - 29.55 ft.) x 0.16 gal./ft. = 2.89 gallons

3 WELL VOLUMES = 1 WELL VOLUME X 3
2.89 gal. X 3 = 8.66 gallons

PUMP DEPTH IN WELL (feet): 35	PURGING INITIATED AT: 1440	PURGING ENDED AT: 1535	TOTAL VOLUME PURGED (gallons): 5.5

TIME (military)	VOLUME PURGED (gallons)	PURGE RATE (gpm)	DEPTH TO WATER (feet)	TEMP. (°C)	DO (mg/L)	COND (µS/cm)	pH (standard units)	ORP (mV)	TURB (NTU)	COLOR (describe)	ODOR (describe)
STABILIZATION CRITERIA			<0.3 ft drawdown	within 3%	within 10% or <0.5 mg/L	within 3%	± 0.1 unit	± 10 mV	within 10% or <10 NTU	--	--
1440	0.0	0.1	30.08	22.9	6.40	109.9	6.01	308.2	319.6	Cloudy White	None
1445	0.5	"	30.21	21.7	5.29	107.6	6.16	268.0	323.9	"	"
1450	1.0	"	30.58	20.7	5.63	104.7	6.23	264.4	357.5	"	"
1455	1.5	"	30.75	20.4	5.58	103.9	6.23	274.1	314.2	"	"
1500	2.0	"	30.89	20.6	5.45	104.7	6.22	277.1	348.8	"	"
1505	2.5	"	30.97	20.9	5.15	99.1	6.25	274.9	119.7	"	"
1510	3.0	"	31.03	21.1	5.13	99.7	6.24	278.3	89.05	Clear	"
1515	3.5	"	31.10	21.3	5.36	99.5	6.22	276.2	85.18	"	"
1520	4.0	"	31.14	20.9	5.23	99.9	6.23	272.0	83.03	"	"
1525	4.5	"	31.11	21.1	5.32	100.7	6.23	273.5	75.79	"	"
1530	5.0	"	31.09	20.8	5.35	101.2	6.21	269.1	73.14	"	"
1535	5.5	"	31.12	21.0	5.73	101.2	6.20	266.3	74.66	"	"

A3

WELL CAPACITY (Gallons Per Foot): **0.75"** = 0.02; **1"** = 0.04; **1.25"** = 0.06; **2"** = 0.16; **3"** = 0.37; **4"** = 0.65; **5"** = 1.02; **6"** = 1.47; **12"** = 5.88

SAMPLING DATA

SAMPLED BY (PRINT) / AFFILIATION: Andrew O'Malia / AECOM	SAMPLER(S) SIGNATURE(S): AO'M	SAMPLE TIME: 1540
PUMP OR TUBING DEPTH IN WELL (feet): 36	TUBING MATERIAL CODE: LDPE	FIELD-FILTERED: Y (N) Filtration Equipment Type: -- FILTER SIZE: -- µm

FIELD DECONTAMINATION: PUMP (Y) N TUBING Y (N) (replaced) DUPLICATE: Y (N)

SAMPLE CONTAINER SPECIFICATION				SAMPLE PRESERVATION (including wet ice)					
SAMPLE ID CODE	# CONTAINERS	MATERIAL CODE	VOLUME	PRESERVATIVE USED	TOTAL VOL ADDED IN FIELD (mL)	FINAL pH	INTENDED ANALYSIS AND/OR METHOD	SAMPLING EQUIPMENT CODE	SAMPLE PUMP FLOW RATE (gal per minute)
MW-23	4	AG	40 mL	HCL	40 mL x 4	6.20	6200	ESP	0.1
"	3	AG	40 mL	HCL	40 mL x 3	"	VPH	"	"
"	1	PE	250 mL	HNO_3	250 mL	"	Lead by 6010	"	"

REMARKS:

MATERIAL CODES: **AG** = Amber Glass; **CG** = Clear Glass; **HDPE** = High Density Polyethylene; **LDPE** = Low Density Polyethylene; **PP** = Polypropylene; **S** = Silicone; **T** = Teflon; **O** = Other (Specify)

SAMPLING EQUIPMENT CODES: **APP** = After (Through) Peristaltic Pump; **B** = Bailer; **BP** = Bladder Pump; **ESP** = Electric Submersible Pump; **RFPP** = Reverse Flow Peristaltic Pump; **SM** = Straw Method (Tubing Gravity Drain); **O** = Other (Specify)

GROUNDWATER SAMPLING LOG

SITE NAME: 2020-L1-2448 Incident	SITE LOCATION: Huntersville, NC	PROJECT NUMBER: 60639876	WELL NAME: MW-25	DATE: 7/9/21
WELL DIAMETER (inches): 2" PVC	TUBING DIAMETER (inches): 3/8"	WELL SCREEN INTERVAL DEPTH: 45.14 feet to 60.14 feet	DEPTH TO WATER (feet): 48.96	PUMP TYPE OR BAILER: ESP

1 WELL VOLUME = (TD - DTW) X WELL CAPACITY

(60.14 ft. - 48.96 ft.) X 0.16 gal./ft. = 1.79 gallons

3 WELL VOLUMES = 1 WELL VOLUME X 3

1.79 gal. X 3 = 5.37 gallons

PUMP DEPTH IN WELL (feet): ~54'	PURGING INITIATED AT: 1235	PURGING ENDED AT: 1325	TOTAL VOLUME PURGED (gallons): 5.7 gal

TIME (military)	VOLUME PURGED (gallons)	PURGE RATE (gpm)	DEPTH TO WATER (feet)	TEMP. (°C)	DO (mg/L)	COND. (µS/cm)	pH (standard units)	ORP (mV)	TURB. (NTU)	COLOR (describe)	ODOR (describe)
STABILIZATION CRITERIA			<0.3 ft. drawdown	within 3%	within 10% or <0.5 mg/L	within 3%	± 0.1 unit	± 10 mV	within 10% or <10 NTU	--	--
1250	1.425	0.095	45.18	19.1	5.84	209.7	6.34	162.0	510.5	light tan/cloudy	None
1255	0.475	0.095	45.14	19.4	5.74	210.7	6.32	174.2	328.1	↑	None
1300	0.475	0.095	45.18 ✓	19.2 ✓	5.90 ✓	210.2 ✓	6.33 ✓	180.8	281.3	↑	None
1305	0.475	0.095	45.17 ✓	18.8	5.84 ✓	208.2 ✓	6.32 ✓	186.7	188.4	↑	None
1310	0.475	0.095	45.23 ✓	18.7	5.85 ✓	207.4 ✓	6.32 ✓	191.8	329.3	↑	None
1315	0.475	0.095	45.28 ✓	18.6 ✓	5.88 ✓	206.9 ✓	6.32 ✓	195.5 ✓	175.9	↑	None
1320	0.475	0.095	45.30 ✓	18.6 ✓	5.80 ✓	206.7 ✓	6.32 ✓	194.5 ✓	130.2	↑	None
1325	0.475	0.095	45.35 ✓	18.4 ✓	5.85 ✓	205.6 ✓	6.33 ✓	194.9 ✓	117.5	cloudy	None
1330	0.475	0.095	45.32 ✓	18.5 ✓	5.89 ✓	206.3 ✓	6.33 ✓	195.5 ✓	79.79	cloudy	None
1335	0.475	0.095	45.33 ✓	18.4 ✓	5.90 ✓	206.7 ✓	6.37 ✓	186.2 ✓	64.31	cloudy	None

TRB

WELL CAPACITY (Gallons Per Foot): 0.75" = 0.02; 1" = 0.04; 1.25" = 0.06; 2" = 0.16; 3" = 0.37; 4" = 0.65; 5" = 1.02; 6" = 1.47; 12" = 5.88

SAMPLING DATA

SAMPLED BY (PRINT) / AFFILIATION: Trevor Burns / AECOM	SAMPLER(S) SIGNATURE(S):	SAMPLE TIME: 1325
PUMP OR TUBING DEPTH IN WELL (feet): ~54'	TUBING MATERIAL CODE: T	FIELD-FILTERED: Y (N) Filtration Equipment Type: -- FILTER SIZE: -- µm
FIELD DECONTAMINATION: PUMP (Y) N	TUBING Y (N (replaced))	DUPLICATE: Y (N)

SAMPLE CONTAINER SPECIFICATION				SAMPLE PRESERVATION (including wet ice)					
SAMPLE ID CODE	# CONTAINERS	MATERIAL CODE	VOLUME	PRESERVATIVE USED	TOTAL VOL ADDED IN FIELD (mL)	FINAL pH	INTENDED ANALYSIS AND/OR METHOD	SAMPLING EQUIPMENT CODE	SAMPLE PUMP FLOW RATE (gal per minute)
MW-25	4	AG	40 mL	HCL	40 mL x 4		6200	ESP	0.095
MW-25	3	AG	40 mL	HCL	40 mL x 3		VPH	ESP	0.095
MW-25	1	PE	250 mL	HNO_3	250 mL		Lead by 6010	ESP	0.095

REMARKS: All parameters stabilized but turbidity. Sample was collected due to 3 well volumes being purged while collecting parameter readings.

MATERIAL CODES: AG = Amber Glass; CG = Clear Glass; HDPE = High Density Polyethylene; LDPE = Low Density Polyethylene; PP = Polypropylene; (S = Silicone) (T = Teflon); O = Other (Specify)

SAMPLING EQUIPMENT CODES: APP = After (Through) Peristaltic Pump; B = Bailer; BP = Bladder Pump; (ESP = Electric Submersible Pump) RFPP = Reverse Flow Peristaltic Pump; SM = Straw Method (Tubing Gravity Drain); O = Other (Specify)

GROUNDWATER SAMPLING LOG

SITE NAME: 2020-L1-2448 Incident	SITE LOCATION: Huntersville, NC	PROJECT NUMBER: 60639876	WELL NAME: MW-25D	DATE: 7/8/21
WELL DIAMETER (inches): 2"	TUBING DIAMETER (inches): 3/8	WELL SCREEN INTERVAL DEPTH: feet to feet	DEPTH TO WATER (feet): 46.99	PUMP TYPE OR BAILER: Mega Monsoon

1 WELL VOLUME = (TD - DTW) X WELL CAPACITY

(123.71 ft. - 46.99 ft.) X 0.16 gal./ft. = 12.28 gallons

3 WELL VOLUMES = 1 WELL VOLUME X 3

12.28 gal. X 3 = 36.84 gallons

PUMP DEPTH IN WELL (feet): 118	PURGING INITIATED AT: 1340	PURGING ENDED AT: 1505	TOTAL VOLUME PURGED (gallons): 8.5

TIME (military)	VOLUME PURGED (gallons)	PURGE RATE (gpm)	DEPTH TO WATER (feet)	TEMP. (°C)	DO (mg/L)	COND. (µS/cm)	pH (standard units)	ORP (mV)	TURB. (NTU)	COLOR (describe)	ODOR (describe)
STABILIZATION CRITERIA			<0.3 ft. drawdown	within 3%	within 10% or <0.5 mg/L	within 3%	± 0.1 unit	± 10 mV	within 10% or <10 NTU	--	--
1345	0.5	0.1	47.23	19.1	1.57	322.5	7.96	218.1	65.30	clear	none
1350	1.0		47.84	19.1	1.02	321.2	7.80	209.7	48.37		
1355	1.5		48.22	19.0	0.97	318.4	7.72	183.4	36.71		
1400	2.0		48.63	18.6	0.86	313.8	7.68	164.2	154.2		
1405	2.5		48.87	18.1	0.74	307.0	7.61	143.1	362.4	cloudy milky white	
1410	3.0		49.17	17.7	0.72	301.2	7.55	127.1	555.3		
1415	3.5		49.34	17.4	0.64	299.1	7.50	114.4	541.4		
1420	4.0		49.64	18.0	0.72	298.2	7.52	108.5	340.9		
1425	4.5		49.82	18.1	0.81	297.7	7.54	106.6	298.1		
1430	5.0		50.01	18.0	0.97	293.5	7.49	108.7	237.0		
1435	5.5		50.10	18.0	1.09	290.3	7.50	108.2	159.9		
1440	6.0		50.16	17.9	1.09	288.3	7.45	111.8	116.1		
1445	6.5		50.21	18.3	1.12	289.2	7.53	111.7	78.05		
1450	7.0		50.26	18.3	1.13	289.2	7.51	114.2	42.61		
1455	7.5		50.30	18.3	1.11	291.1	7.55	116.0	38.57		
1500	8.0		50.36	18.4	1.11	289.5	7.48	115.2	36.23		
1505	8.5		50.36	18.4	1.11	290.3	7.50	120.1	37.41		

MdK 7/8/21

WELL CAPACITY (Gallons Per Foot): 0.75" = 0.02; 1" = 0.04; 1.25" = 0.06; 2" = 0.16; 3" = 0.37; 4" = 0.65; 5" = 1.02; 6" = 1.47; 12" = 5.88

SAMPLING DATA

SAMPLED BY (PRINT) / AFFILIATION: Mike deKozlowski	SAMPLER(S) SIGNATURE(S): Mike deKozlowski	SAMPLE TIME: 1515
PUMP OR TUBING DEPTH IN WELL (feet): 118	TUBING MATERIAL CODE: LDPE	FIELD-FILTERED: Y (N) Filtration Equipment Type: – FILTER SIZE: – µm

FIELD DECONTAMINATION: PUMP (Y) N TUBING Y (N) (replaced) DUPLICATE: Y (N)

SAMPLE CONTAINER SPECIFICATION				SAMPLE PRESERVATION (including wet ice)			INTENDED ANALYSIS AND/OR METHOD	SAMPLING EQUIPMENT CODE	SAMPLE PUMP FLOW RATE (gal per minute)
SAMPLE ID CODE	# CONTAINERS	MATERIAL CODE	VOLUME	PRESERVATIVE USED	TOTAL VOL ADDED IN FIELD (mL)	FINAL pH			
MW-25D	4	AG	40 mL	HCL	40 mL x 4	7.50	6200	ESP	0.1
	3	AG	40 mL	HCL	40 mL x 3		VPH		
	1	PE	250 mL	HNO_3	250 mL		Lead by 6010		

REMARKS:

MATERIAL CODES: AG = Amber Glass; CG = Clear Glass; HDPE = High Density Polyethylene; LDPE = Low Density Polyethylene; PP = Polypropylene; S = Silicone; T = Teflon; O = Other (Specify)

SAMPLING EQUIPMENT CODES: APP = After (Through) Peristaltic Pump; B = Bailer; BP = Bladder Pump; ESP = Electric Submersible Pump; RFPP = Reverse Flow Peristaltic Pump; SM = Straw Method (Tubing Gravity Drain); O = Other (Specify)

GROUNDWATER SAMPLING LOG

SITE NAME: 2020-L1-2448 Incident	SITE LOCATION: Huntersville, NC	PROJECT NUMBER: 60639876	WELL NAME: MW-27	DATE: 7/8/21
WELL DIAMETER (inches): 2"	TUBING DIAMETER (inches): 3/8"	WELL SCREEN INTERVAL DEPTH: 27 feet to 42 feet	DEPTH TO WATER (feet): 34.50	PUMP TYPE OR BAILER: ESP

1 WELL VOLUME = (TD - DTW) X WELL CAPACITY

(42 ft. - 34.5 ft.) X 0.163 gal./ft. = 1.22 gallons

3 WELL VOLUMES = 1 WELL VOLUME X 3

1.22 gal. X 3 = 3.66 gallons

PUMP DEPTH IN WELL (feet): ~39	PURGING INITIATED AT: 1000	PURGING ENDED AT:	TOTAL VOLUME PURGED (gallons):

TIME (military)	VOLUME PURGED (gallons)	PURGE RATE (gpm)	DEPTH TO WATER (feet)	TEMP. (°C)	DO (mg/L)	COND. (µS/cm)	pH (standard units)	ORP (mV)	TURB. (NTU)	COLOR (describe)	ODOR (describe)
STABILIZATION CRITERIA			<0.3 ft. drawdown	within 3%	within 10% or <0.5 mg/L	within 3%	± 0.1 unit	± 10 mV	within 10% or <10 NTU	–	–
1000	0	0.1	34.50	18.6	16.03	133.1	5.93	221.3	>1100	TAN	NONE
1010	1.0	0.1	35.00	18.6	9.76	183.1	5.95	220.4	108.1	TAN	NONE
1020	2.0	0.1	34.80	18.0	7.87	131.2	5.84	218.0	106.1	LT. TAN	NONE
1030	3.0	0.1	34.86	17.8	7.58	130.5	5.96	204.7	781.0	LT. TAN	NONE
1040	4.0	0.1	34.83	17.8	7.58	130.5	6.04	190.5	338.1	LT. TAN	NONE
1050	5.0	0.1	34.82	17.7	7.56	129.7	6.05	189.3	103.4	CLEAR	NONE
1100	6.0	0.1	34.84	17.7	7.56	129.7	6.05	186.1	8.4	CLEAR	NONE

WELL CAPACITY (Gallons Per Foot): **0.75"** = 0.02; **1"** = 0.04; **1.25"** = 0.06; **2"** = 0.16; **3"** = 0.37; **4"** = 0.65; **5"** = 1.02; **6"** = 1.47; **12"** = 5.88

SAMPLING DATA

SAMPLED BY (PRINT) / AFFILIATION: COLEMAN MARCHIN	SAMPLER(S) SIGNATURE(S):	SAMPLE TIME: 1100
PUMP OR TUBING DEPTH IN WELL (feet): ~42	TUBING MATERIAL CODE: POLY	FIELD-FILTERED: Y (N) Filtration Equipment Type: – FILTER SIZE: – µm
FIELD DECONTAMINATION: PUMP (Y) N	TUBING Y (N) (replaced)	DUPLICATE: (Y) N

SAMPLE CONTAINER SPECIFICATION				SAMPLE PRESERVATION (including wet ice)					
SAMPLE ID CODE	# CONTAINERS	MATERIAL CODE	VOLUME	PRESERVATIVE USED	TOTAL VOL ADDED IN FIELD (mL)	FINAL pH	INTENDED ANALYSIS AND/OR METHOD	SAMPLING EQUIPMENT CODE	SAMPLE PUMP FLOW RATE (gal per minute)
	4	AG	40 mL	HCL	40 mL x 4	6.05	6200	ESP	0.1
	3	AG	40 mL	HCL	40 mL x 3	6.05	VPH	ESP	0.1
	1	PE	250 mL	HNO_3	250 mL	6.05	Lead by 6010	ESP	0.1

REMARKS:

MATERIAL CODES: **AG** = Amber Glass; **CG** = Clear Glass; **HDPE** = High Density Polyethylene; **LDPE** = Low Density Polyethylene; **PP** = Polypropylene; **S** = Silicone; **T** = Teflon; **O** = Other (Specify)

SAMPLING EQUIPMENT CODES: **APP** = After (Through) Peristaltic Pump; **B** = Bailer; **BP** = Bladder Pump; **ESP** = Electric Submersible Pump; **RFPP** = Reverse Flow Peristaltic Pump; **SM** = Straw Method (Tubing Gravity Drain); **O** = Other (Specify)

GROUNDWATER SAMPLING LOG

SITE NAME: 2020-L1-2448 Incident	SITE LOCATION: Huntersville, NC	PROJECT NUMBER: 60639876	WELL NAME: MW-28	DATE: 7/7/21
WELL DIAMETER (inches): 2"	TUBING DIAMETER (inches): 3/8"	WELL SCREEN INTERVAL DEPTH: 25 feet to 40 feet	DEPTH TO WATER (feet): 28.30	PUMP TYPE OR BAILER: ESP

1 WELL VOLUME = (TD - DTW) X WELL CAPACITY

(40 ft. - 28.30 ft.) X 0.163 gal./ft. = 1.9 gallons

3 WELL VOLUMES = 1 WELL VOLUME X 3

1.9 gal. X 3 = 5.72 gallons

PUMP DEPTH IN WELL (feet): ~34	PURGING INITIATED AT: 0840	PURGING ENDED AT:	TOTAL VOLUME PURGED (gallons):

TIME (military)	VOLUME PURGED (gallons)	PURGE RATE (gpm)	DEPTH TO WATER (feet)	TEMP. (°C)	DO (mg/L)	COND (µS/cm)	pH (standard units)	ORP (mV)	TURB (NTU)	COLOR (describe)	ODOR (describe)
STABILIZATION CRITERIA			<0.3 ft. drawdown	within 3%	within 10% or <0.5 mg/L	within 3%	± 0.1 unit	± 10 mV	within 10% or <10 NTU	--	--
0840	Ø	0.1	28.67	18.6	7.49	130.8	5.74	294.6	1100	TAN	NONE
0850	1.0	0.1	28.76	18.4	5.77	136.9	5.86	281.3	533.3	LT. TAN	NONE
0900	1.0	0.1	28.73	19.0	4.84	143.1	5.97	257.0	157.2	CLEAR	NONE
0910	1.0	0.1	28.73	19.1	4.89	145.3	6.01	227.3	84.15	CLEAR	NONE
0920	1.0	0.1	28.73	19.1	4.89	145.8	6.03	223.4	19.21	CLEAR	NONE
0930	1.0	0.1	28.73	19.1	4.88	146.3	6.04	221.9	8.08	CLEAR	NONE

WELL CAPACITY (Gallons Per Foot): **0.75"** = 0.02; **1"** = 0.04; **1.25"** = 0.06; **2"** = 0.16; **3"** = 0.37; **4"** = 0.65; **5"** = 1.02; **6"** = 1.47; **12"** = 5.88

SAMPLING DATA

SAMPLED BY (PRINT) / AFFILIATION: COLEMAN MARCHIN AECOM	SAMPLER(S) SIGNATURE(S):	SAMPLE TIME: 0930
PUMP OR TUBING DEPTH IN WELL (feet): ~34'	TUBING MATERIAL CODE: POLY	FIELD-FILTERED: Y (N) Filtration Equipment Type: -- FILTER SIZE: -- µm
FIELD DECONTAMINATION: PUMP (Y) N	TUBING Y (N (replaced)	DUPLICATE: Y (N)

SAMPLE CONTAINER SPECIFICATION				SAMPLE PRESERVATION (including wet ice)					
SAMPLE ID CODE	# CONTAINERS	MATERIAL CODE	VOLUME	PRESERVATIVE USED	TOTAL VOL ADDED IN FIELD (mL)	FINAL pH	INTENDED ANALYSIS AND/OR METHOD	SAMPLING EQUIPMENT CODE	SAMPLE PUMP FLOW RATE (gal per minute)
	4	AG	40 mL	HCL	40 mL x 4	6.04	6200	ESP	0.1
	3	AG	40 mL	HCL	40 mL x 3	6.04	VPH	ESP	0.1
	1	PE	250 mL	HNO_3	250 mL	6.04	Lead by 6010	ESP	0.1

REMARKS: BROKEN FLANGE ON WELL COVER

MATERIAL CODES: **AG** = Amber Glass; **CG** = Clear Glass; **HDPE** = High Density Polyethylene; **LDPE** = Low Density Polyethylene; **PP** = Polypropylene; **S** = Silicone; **T** = Teflon; **O** = Other (Specify)

SAMPLING EQUIPMENT CODES: **APP** = After (Through) Peristaltic Pump; **B** = Bailer; **BP** = Bladder Pump; **ESP** = Electric Submersible Pump; **RFPP** = Reverse Flow Peristaltic Pump; **SM** = Straw Method (Tubing Gravity Drain); **O** = Other (Specify)

GROUNDWATER SAMPLING LOG

SITE NAME: 2020-L1-2448 Incident	SITE LOCATION: Huntersville, NC	PROJECT NUMBER: 60639876	WELL NAME: MW-29	DATE: 7/9/21
WELL DIAMETER (inches): 4	TUBING DIAMETER (inches): 3/8	WELL SCREEN INTERVAL DEPTH: 13.1 feet to 53.1 feet	DEPTH TO WATER (feet): 30.18	PUMP TYPE OR BAILER: ESP

1 WELL VOLUME = (TD - DTW) X WELL CAPACITY

(_____ ft. - _____ ft.) X _____ gal./ft. = _____ gallons

3 WELL VOLUMES = 1 WELL VOLUME X 3

_____ gal. X 3 = _____ gallons

PUMP DEPTH IN WELL (feet): 50	PURGING INITIATED AT: 1000	PURGING ENDED AT: 1045	TOTAL VOLUME PURGED (gallons): 4.2

TIME (military)	VOLUME PURGED (gallons)	PURGE RATE (gpm)	DEPTH TO WATER (feet)	TEMP. (°C)	DO (mg/L)	COND. (µS/cm)	pH (standard units)	ORP (mV)	TURB. (NTU)	COLOR (describe)	ODOR (describe)
STABILIZATION CRITERIA			<0.3 ft. drawdown	within 3%	within 10% or <0.5 mg/L	within 3%	± 0.1 unit	± 10 mV	within 10% or <10 NTU	–	–
1000	0		30.18	17.3	0.25	150.5	6.25	20.4	3.56	Clear	None
1005	0.5		30.20	16.7	0.17	149.5	5.95	36.6	2.27	"	"
1010	1.1		30.26	16.8	6.37	149.3	5.76	41.3	2.84	"	"
1015	1.5		30.20	16.9	0.23	151.3	5.77	42.2	2.00	"	"
1020	1.9		30.20	17.1	0.21	151.8	5.78	43.1	3.24	"	"
1025	2.4		30.20	17.1	0.20	153.0	5.79	41.7	2.85	"	"
1030	2.9		30.20	17.8	6.17	153.7	5.81	40.9	2.69	"	"
1035	3.4		30.20	19.8	0.19	154.1	5.82	40.4	3.07	"	"

WELL CAPACITY (Gallons Per Foot): **0.75"** = 0.02; **1"** = 0.04; **1.25"** = 0.06; **2"** = 0.16; **3"** = 0.37; **4"** = 0.65; **5"** = 1.02; **6"** = 1.47; **12"** = 5.88

SAMPLING DATA

SAMPLED BY (PRINT) / AFFILIATION: T. Dickey / AECOM	SAMPLER(S) SIGNATURE(S):	SAMPLE TIME: 1040
PUMP OR TUBING DEPTH IN WELL (feet): 50	TUBING MATERIAL CODE: LDPE	FIELD-FILTERED: Y (N) Filtration Equipment Type: -- FILTER SIZE: -- µm
FIELD DECONTAMINATION: PUMP (Y) N	TUBING Y (N (replaced))	DUPLICATE: (Y) N

SAMPLE CONTAINER SPECIFICATION				SAMPLE PRESERVATION (including wet ice)					
SAMPLE ID CODE	# CONTAINERS	MATERIAL CODE	VOLUME	PRESERVATIVE USED	TOTAL VOL ADDED IN FIELD (mL)	FINAL pH	INTENDED ANALYSIS AND/OR METHOD	SAMPLING EQUIPMENT CODE	SAMPLE PUMP FLOW RATE (gal per minute)
MW-29	4	AG	40 mL	HCL	40 mL x 4	5.82	6200	ESP	
	3	AG	40 mL	HCL	40 mL x 3		VPH		
	1	PE	250 mL	HNO_3	250 mL		Lead by 6010		

REMARKS: Took DUP-2-20210709

MATERIAL CODES: **AG** = Amber Glass; **CG** = Clear Glass; **HDPE** = High Density Polyethylene; **LDPE** = Low Density Polyethylene; **PP** = Polypropylene; **S** = Silicone; **T** = Teflon; **O** = Other (Specify)

SAMPLING EQUIPMENT CODES: **APP** = After (Through) Peristaltic Pump; **B** = Bailer; **BP** = Bladder Pump; **ESP** = Electric Submersible Pump; **RFPP** = Reverse Flow Peristaltic Pump; **SM** = Straw Method (Tubing Gravity Drain); **O** = Other (Specify)

GROUNDWATER SAMPLING LOG

SITE NAME: 2020-L1-2448 Incident	SITE LOCATION: Huntersville, NC	PROJECT NUMBER: 60639876	WELL NAME: MW-30	DATE: 7/9/2021
WELL DIAMETER (inches): 2	TUBING DIAMETER (inches): 3/8	WELL SCREEN INTERVAL DEPTH: 34.01 feet to 49.01 feet	DEPTH TO WATER (feet): 28.82	PUMP TYPE OR BAILER: monsoon pump

1 WELL VOLUME = (TD - DTW) X WELL CAPACITY

(49.01 ft. - 28.82 ft.) X 0.163 gal./ft. = 3.29 gallons

3 WELL VOLUMES = 1 WELL VOLUME X 3

3.29 gal. X 3 = 9.87 gallons

PUMP DEPTH IN WELL (feet): 45	PURGING INITIATED AT: 1143	PURGING ENDED AT: 1203	TOTAL VOLUME PURGED (gallons): 3

TIME (military)	VOLUME PURGED (gallons)	PURGE RATE (gpm)	DEPTH TO WATER (feet)	TEMP. (°C)	DO (mg/L)	COND. (µS/cm)	pH (standard units)	ORP (mV)	TURB. (NTU)	COLOR (describe)	ODOR (describe)
STABILIZATION CRITERIA			<0.3 ft. drawdown	within 3%	within 10% or <0.5 mg/L	within 3%	± 0.1 unit	± 10 mV	within 10% or <10 NTU	--	--
1143	0	0.15	28.82	16.5	6.39	123.4	5.56	180.1	169.2	clear	none
1148	0.75		29.38	16.7	5.85	124.5	5.35	181.5	155.3		
1153	1.5		29.53	16.6	5.98	124.8	5.50	169.9	83.82		
1158	2.25		29.62	16.8	5.69	125.4	5.55	168.6	16.65		
1203	3		29.71	16.7	5.89	125.2	5.60	167.9	9.62		

WELL CAPACITY (Gallons Per Foot): 0.75" = 0.02; 1" = 0.04; 1.25" = 0.06; 2" = 0.16; 3" = 0.37; 4" = 0.65; 5" = 1.02; 6" = 1.47; 12" = 5.88

SAMPLING DATA

SAMPLED BY (PRINT) / AFFILIATION: Emily Love / AECOM	SAMPLER(S) SIGNATURE(S): Emily R. Love	SAMPLE TIME: 1203
PUMP OR TUBING DEPTH IN WELL (feet): 45	TUBING MATERIAL CODE: LDPE	FIELD-FILTERED: Y (N) Filtration Equipment Type: -- FILTER SIZE: -- µm

FIELD DECONTAMINATION: PUMP (Y) N TUBING Y (N (replaced)) DUPLICATE: Y (N)

SAMPLE CONTAINER SPECIFICATION				SAMPLE PRESERVATION (including wet ice)					
SAMPLE ID CODE	# CONTAINERS	MATERIAL CODE	VOLUME	PRESERVATIVE USED	TOTAL VOL ADDED IN FIELD (mL)	FINAL pH	INTENDED ANALYSIS AND/OR METHOD	SAMPLING EQUIPMENT CODE	SAMPLE PUMP FLOW RATE (gal per minute)
MW-30	4	AG	40 mL	HCL	40 mL x 4	5.60	6200	ESP	0.15
	3	AG	40 mL	HCL	40 mL x 3		VPH		
	1	PE	250 mL	HNO_3	250 mL		Lead by 6010		

REMARKS:

MATERIAL CODES: AG = Amber Glass; CG = Clear Glass; HDPE = High Density Polyethylene; LDPE = Low Density Polyethylene; PP = Polypropylene; S = Silicone; T = Teflon; O = Other (Specify)

SAMPLING EQUIPMENT CODES: APP = After (Through) Peristaltic Pump; B = Bailer; BP = Bladder Pump; ESP = Electric Submersible Pump; RFPP = Reverse Flow Peristaltic Pump; SM = Straw Method (Tubing Gravity Drain); O = Other (Specify)

GROUNDWATER SAMPLING LOG

SITE NAME: 2020-L1-2448 Incident	SITE LOCATION: Huntersville, NC	PROJECT NUMBER: 60639876	WELL NAME: MW-31	DATE: 7/7/21
WELL DIAMETER (inches): 4"	TUBING DIAMETER (inches): 3/8	WELL SCREEN INTERVAL DEPTH: feet to feet	DEPTH TO WATER (feet): 27.05	PUMP TYPE OR BAILER: Mega Monsoon

1 WELL VOLUME = (TD - DTW) X WELL CAPACITY

(47.01 ft. - 27.05 ft.) X 0.65 gal./ft. = 12.97 gallons

3 WELL VOLUMES = 1 WELL VOLUME X 3

12.97 gal. X 3 = 38.91 gallons

PUMP DEPTH IN WELL (feet): 37	PURGING INITIATED AT: 1310	PURGING ENDED AT: 1345	TOTAL VOLUME PURGED (gallons): 3.5

TIME (military)	VOLUME PURGED (gallons)	PURGE RATE (gpm)	DEPTH TO WATER (feet)	TEMP. (°C)	DO (mg/L)	COND. (µS/cm)	pH (standard units)	ORP (mV)	TURB. (NTU)	COLOR (describe)	ODOR (describe)
STABILIZATION CRITERIA			<0.3 ft. drawdown	within 3%	within 10% or <0.5 mg/L	within 3%	± 0.1 unit	± 10 mV	within 10% or <10 NTU	--	--
1315	0.5	0.1	27.23	19.5	4.36	153.1	5.98	242.8	45.40	clear	none
1320	1.0		27.34	19.7	2.28	152.4	6.08	226.0	36.42		
1325	1.5		27.50	19.7	1.93	152.8	6.16	213.4	30.81		
1330	2.0		27.62	19.8	1.85	151.4	6.22	209.4	26.52		
1335	2.5		27.68	19.7	1.81	152.6	6.18	207.1	10.57		
1340	3.0		27.71	19.8	1.74	154.0	6.23	204.4	9.15		
1345	3.5		27.71	19.8	1.67	155.2	6.24	203.3	9.62		

MW-31 7/7/21

WELL CAPACITY (Gallons Per Foot): 0.75" = 0.02; 1" = 0.04; 1.25" = 0.06; 2" = 0.16; 3" = 0.37; 4" = 0.65; 5" = 1.02; 6" = 1.47; 12" = 5.88

SAMPLING DATA

SAMPLED BY (PRINT) / AFFILIATION: Mike deKozlowski	SAMPLER(S) SIGNATURE(S): Mike deKozlowski	SAMPLE TIME: 1355
PUMP OR TUBING DEPTH IN WELL (feet): 37	TUBING MATERIAL CODE: LDPE	FIELD-FILTERED: Y (N) Filtration Equipment Type: -- FILTER SIZE: -- µm
FIELD DECONTAMINATION: PUMP (Y) N TUBING Y (N) (replaced)		DUPLICATE: Y (N)

SAMPLE CONTAINER SPECIFICATION				SAMPLE PRESERVATION (including wet ice)					
SAMPLE ID CODE	# CONTAINERS	MATERIAL CODE	VOLUME	PRESERVATIVE USED	TOTAL VOL ADDED IN FIELD (mL)	FINAL pH	INTENDED ANALYSIS AND/OR METHOD	SAMPLING EQUIPMENT CODE	SAMPLE PUMP FLOW RATE (gal per minute)
MW-31	4	AG	40 mL	HCL	40 mL x 4	6.24	6200	ESP	0.1
	3	AG	40 mL	HCL	40 mL x 3		VPH		
	1	PE	250 mL	HNO_3	250 mL		Lead by 6010		

REMARKS:

MATERIAL CODES: **AG** = Amber Glass; **CG** = Clear Glass; **HDPE** = High Density Polyethylene; **LDPE** = Low Density Polyethylene; **PP** = Polypropylene; **S** = Silicone; **T** = Teflon; **O** = Other (Specify)

SAMPLING EQUIPMENT CODES: **APP** = After (Through) Peristaltic Pump; **B** = Bailer; **BP** = Bladder Pump; **ESP** = Electric Submersible Pump; **RFPP** = Reverse Flow Peristaltic Pump; **SM** = Straw Method (Tubing Gravity Drain); **O** = Other (Specify)

GROUNDWATER SAMPLING LOG

SITE NAME: 2020-L1-2448 Incident	SITE LOCATION: Huntersville, NC	PROJECT NUMBER: 60639876	WELL NAME: MW-31D	DATE: 7/7/21
WELL DIAMETER (inches): 4"	TUBING DIAMETER (inches): 3/8	WELL SCREEN INTERVAL DEPTH: 103 feet to 113 feet	DEPTH TO WATER (feet): 21.29	PUMP TYPE OR BAILER: Mega Monsoon

1 WELL VOLUME = (TD - DTW) X WELL CAPACITY

(73 ft. - 21.29 ft.) X 0.65 gal./ft. = 33.61 gallons

3 WELL VOLUMES = 1 WELL VOLUME X 3

33.61 gal. X 3 = 100.83 gallons

PUMP DEPTH IN WELL (feet): 65	PURGING INITIATED AT: 1130	PURGING ENDED AT: 1155	TOTAL VOLUME PURGED (gallons): 2.5

TIME (military)	VOLUME PURGED (gallons)	PURGE RATE (gpm)	DEPTH TO WATER (feet)	TEMP (°C)	DO (mg/L)	COND (µS/cm)	pH (standard units)	ORP (mV)	TURB (NTU)	COLOR (describe)	ODOR (describe)
STABILIZATION CRITERIA			<0.3 ft. drawdown	within 3%	within 10% or <0.5 mg/L	within 3%	± 0.1 unit	± 10 mV	within 10% or <10 NTU	--	--
1135	0.5	0.1	21.31	19.5	5.47	174.9	6.65	244.6	4.67	clear	none
1140	1.0		21.34	19.5	5.01	174.8	6.67	233.8	2.55		
1145	1.5		21.37	19.5	4.70	174.7	6.68	230.5	1.54		
1150	2.0		21.38	19.5	4.60	174.4	6.65	230.9	0.86		
1155	2.5		21.38	19.4	4.36	174.5	6.69	227.3	0.78		

MdK 7/7/21

WELL CAPACITY (Gallons Per Foot): 0.75" = 0.02; 1" = 0.04; 1.25" = 0.06; 2" = 0.16; 3" = 0.37; 4" = 0.65; 5" = 1.02; 6" = 1.47; 12" = 5.88

SAMPLING DATA

SAMPLED BY (PRINT) / AFFILIATION: Mike deKozlowski	SAMPLER(S) SIGNATURE(S): Mike deKozlowski	SAMPLE TIME: 1205
PUMP OR TUBING DEPTH IN WELL (feet): 65	TUBING MATERIAL CODE: LDPE	FIELD-FILTERED: Y (N) Filtration Equipment Type: -- FILTER SIZE: -- µm
FIELD DECONTAMINATION: PUMP (Y) N TUBING Y (N) replaced)		DUPLICATE: Y (N)

SAMPLE CONTAINER SPECIFICATION				SAMPLE PRESERVATION (including wet ice)			INTENDED ANALYSIS AND/OR METHOD	SAMPLING EQUIPMENT CODE	SAMPLE PUMP FLOW RATE (gal per minute)
SAMPLE ID CODE	# CONTAINERS	MATERIAL CODE	VOLUME	PRESERVATIVE USED	TOTAL VOL ADDED IN FIELD (mL)	FINAL pH			
MW-31D	4	AG	40 mL	HCL	40 mL x 4	6.69	6200	ESP	0.1
	3	AG	40 mL	HCL	40 mL x 3		VPH		
	1	PE	250 mL	HNO_3	250 mL		Lead by 6010		

REMARKS:

MATERIAL CODES: AG = Amber Glass; CG = Clear Glass; HDPE = High Density Polyethylene; LDPE = Low Density Polyethylene; PP = Polypropylene; S = Silicone; T = Teflon; O = Other (Specify)

SAMPLING EQUIPMENT CODES: APP = After (Through) Peristaltic Pump; B = Bailer; BP = Bladder Pump; ESP = Electric Submersible Pump; RFPP = Reverse Flow Peristaltic Pump; SM = Straw Method (Tubing Gravity Drain); O = Other (Specify)

GROUNDWATER SAMPLING LOG

SITE NAME: 2020-L1-2448 Incident	SITE LOCATION: Huntersville, NC	PROJECT NUMBER: 60639876	WELL NAME: MW-32	DATE: 7/9/21

WELL DIAMETER (inches): 2"	TUBING DIAMETER (inches): 3/8"	WELL SCREEN INTERVAL DEPTH: 10 feet to 25 feet	DEPTH TO WATER (feet): 14.05	PUMP TYPE OR BAILER: ESP

1 WELL VOLUME = (TD - DTW) X WELL CAPACITY
(25 ft. - 14.05 ft.) X 0.163 gal./ft. = 1.78 gallons

3 WELL VOLUMES = 1 WELL VOLUME X 3
1.78 gal. X 3 = 5.35 gallons

PUMP DEPTH IN WELL (feet): ~20'	PURGING INITIATED AT: 1010	PURGING ENDED AT:	TOTAL VOLUME PURGED (gallons):

TIME (military)	VOLUME PURGED (gallons)	PURGE RATE (gpm)	DEPTH TO WATER (feet)	TEMP. (°C)	DO (mg/L)	COND. (µS/cm)	pH (standard units)	ORP (mV)	TURB. (NTU)	COLOR (describe)	ODOR (describe)
STABILIZATION CRITERIA			<0.3 ft. drawdown	within 3%	within 10% or <0.5 mg/L	within 3%	± 0.1 unit	± 10 mV	within 10% or <10 NTU	–	–
1010	0	0.1	~~16.8~~ 14.05	~~8.44~~ 16.8	8.44	111.6	5.77	249.6	1012	TAN	NONE
1020	1.0	0.1	14.23	16.7	5.95	110.9	5.90	242.8	1030	TAN	NONE
1030	2.0	0.1	14.53	16.2	5.57	112.6	5.99	239.4	733.4	TAN	NONE
1040	3.0	0.1	14.71	16.2	5.86	111.6	6.02	237.4	405.6	TAN	NONE
1050	4.0	0.1	14.73	16.0	6.11	109.4	6.04	237.1	228.6	LT. TAN	NONE
1100	5.0	0.1	14.77	15.8	6.17	109.1	6.03	236.5	59.04	LT. TAN	NONE
1110	6.0	0.1	14.77	16.6	6.06	111.0	6.16	224.3	25.63	~~LT. TAN~~ CLEAR	NONE
1120	7.0	0.1	14.77	17.5	6.03	113.7	6.19	229.4	12.41	CLEAR	NONE
1130	8.0	0.1	14.77	17.7	6.03	112.1	6.19	228.3	4.33	CLEAR	NONE

WELL CAPACITY (Gallons Per Foot): 0.75" = 0.02; 1" = 0.04; 1.25" = 0.06; 2" = 0.16; 3" = 0.37; 4" = 0.65; 5" = 1.02; 6" = 1.47; 12" = 5.88

SAMPLING DATA

SAMPLED BY (PRINT) / AFFILIATION: COLEMAN MARCHIN	SAMPLER(S) SIGNATURE(S): [signature]	SAMPLE TIME: 1130

PUMP OR TUBING DEPTH IN WELL (feet): ~20'	TUBING MATERIAL CODE: POLY	FIELD-FILTERED: Y (N) Filtration Equipment Type: --	FILTER SIZE: -- µm

FIELD DECONTAMINATION: PUMP (Y) N TUBING Y (N) (replaced) DUPLICATE: Y (N)

SAMPLE CONTAINER SPECIFICATION				SAMPLE PRESERVATION (including wet ice)			INTENDED ANALYSIS AND/OR METHOD	SAMPLING EQUIPMENT CODE	SAMPLE PUMP FLOW RATE (gal per minute)
SAMPLE ID CODE	# CONTAINERS	MATERIAL CODE	VOLUME	PRESERVATIVE USED	TOTAL VOL ADDED IN FIELD (mL)	FINAL pH			
	4	AG	40 mL	HCL	40 mL x 4	6.19	6200	ESP	0.1
	3	AG	40 mL	HCL	40 mL x 3	6.19	VPH	ESP	0.1
	1	PE	250 mL	HNO_3	250 mL	6.19	Lead by 6010	ESP	0.1

REMARKS:

MATERIAL CODES: AG = Amber Glass; CG = Clear Glass; HDPE = High Density Polyethylene; LDPE = Low Density Polyethylene; PP = Polypropylene; S = Silicone; T = Teflon; O = Other (Specify)

SAMPLING EQUIPMENT CODES: APP = After (Through) Peristaltic Pump; B = Bailer; BP = Bladder Pump; ESP = Electric Submersible Pump; RFPP = Reverse Flow Peristaltic Pump; SM = Straw Method (Tubing Gravity Drain); O = Other (Specify)

GROUNDWATER SAMPLING LOG

SITE NAME: 2020-L1-2448 Incident	SITE LOCATION: Huntersville, NC	PROJECT NUMBER: 60639876	WELL NAME: MW-33	DATE: 7/9/21
WELL DIAMETER (inches): 2"	TUBING DIAMETER (inches): 3/8"	WELL SCREEN INTERVAL DEPTH: 10 feet to 25 feet	DEPTH TO WATER (feet): 11.50	PUMP TYPE OR BAILER: ESP

1 WELL VOLUME = (TD - DTW) X WELL CAPACITY

(25 ft. - 11.50 ft.) X 0.163 gal./ft. = 2.2 gallons

3 WELL VOLUMES = 1 WELL VOLUME X 3

2.2 gal. X 3 = 6.6 gallons

PUMP DEPTH IN WELL (feet): ~17	PURGING INITIATED AT: 0830	PURGING ENDED AT:	TOTAL VOLUME PURGED (gallons):

TIME (military)	VOLUME PURGED (gallons)	PURGE RATE (gpm)	DEPTH TO WATER (feet)	TEMP. (°C)	DO (mg/L)	COND. (µS/cm)	pH (standard units)	ORP (mV)	TURB. (NTU)	COLOR (describe)	ODOR (describe)
STABILIZATION CRITERIA			<0.3 ft. drawdown	within 3%	within 10% or <0.5 mg/L	within 3%	± 0.1 unit	± 10 mV	within 10% or <10 NTU	–	–
0830	0	0.1	11.50	16.1	11.21	98.7	5.96	213	>1100	TAN	NONE
0840	1.0	0.1	11.73	16.1	8.47	98.3	6.03	215.8	>1100	TAN	NONE
0850	2.0	0.1	12.01	16.2	7.63	99.6	6.04	217.1	936.9	LT. TAN	NONE
0900	3.0	0.1	12.23	16.3	7.70	99.2	6.08	218.3	847.0	LT. TAN	NONE
0910	4.0	0.1	12.21	16.6	7.68	99.6	6.21	216.2	193.2	LT. TAN	NONE
0920	5.0	0.1	12.20	16.6	7.69	99.8	6.23	215.1	77.45	CLEAR	NONE
0930	6.0	0.1	12.21	16.6	7.63	100.0	6.21	216.3	9.31	CLEAR	NONE

WELL CAPACITY (Gallons Per Foot): 0.75" = 0.02; 1" = 0.04; 1.25" = 0.06; 2" = 0.16; 3" = 0.37; 4" = 0.65; 5" = 1.02; 6" = 1.47; 12" = 5.88

SAMPLING DATA

SAMPLED BY (PRINT) / AFFILIATION: COLEMAN MARCHIN	SAMPLER(S) SIGNATURE(S):	SAMPLE TIME: 0930
PUMP OR TUBING DEPTH IN WELL (feet):	TUBING MATERIAL CODE:	FIELD-FILTERED: Y (N) FILTER SIZE: ___ µm; Filtration Equipment Type: –

FIELD DECONTAMINATION: PUMP (Y) N TUBING Y (N) (replaced) DUPLICATE: Y (N)

SAMPLE CONTAINER SPECIFICATION				SAMPLE PRESERVATION (including wet ice)					
SAMPLE ID CODE	# CONTAINERS	MATERIAL CODE	VOLUME	PRESERVATIVE USED	TOTAL VOL ADDED IN FIELD (mL)	FINAL pH	INTENDED ANALYSIS AND/OR METHOD	SAMPLING EQUIPMENT CODE	SAMPLE PUMP FLOW RATE (gal per minute)
	4	AG	40 mL	HCL	40 mL x 4	6.2	6200	ESP	0.1
	3	AG	40 mL	HCL	40 mL x 3	6.2	VPH	ESP	0.1
	1	PE	250 mL	HNO_3	250 mL	6.2	Lead by 6010	ESP	0.1

REMARKS:

MATERIAL CODES: AG = Amber Glass; CG = Clear Glass; HDPE = High Density Polyethylene; LDPE = Low Density Polyethylene; PP = Polypropylene; S = Silicone; T = Teflon; O = Other (Specify)

SAMPLING EQUIPMENT CODES: APP = After (Through) Peristaltic Pump; B = Bailer; BP = Bladder Pump; ESP = Electric Submersible Pump; RFPP = Reverse Flow Peristaltic Pump; SM = Straw Method (Tubing Gravity Drain); O = Other (Specify)

GROUNDWATER SAMPLING LOG

SITE NAME: 2020-L1-2448 Incident	SITE LOCATION: Huntersville, NC	PROJECT NUMBER: 60639876	WELL NAME: MW-34	DATE: 7/8/2021
WELL DIAMETER (inches): 2	TUBING DIAMETER (inches): 3/8	WELL SCREEN INTERVAL DEPTH: 5 feet to 20 feet	DEPTH TO WATER (feet): 9.18	PUMP TYPE OR BAILER: Monsoon

1 WELL VOLUME = (TD - DTW) X WELL CAPACITY
(20 ft. - 9.18 ft.) x 0.16 gal./ft. = 1.73 gallons

3 WELL VOLUMES = 1 WELL VOLUME X 3
1.73 gal. X 3 = 5.20 gallons

PUMP DEPTH IN WELL (feet): 15	PURGING INITIATED AT: 1535	PURGING ENDED AT: 1630	TOTAL VOLUME PURGED (gallons): 5.5

TIME (military)	VOLUME PURGED (gallons)	PURGE RATE (gpm)	DEPTH TO WATER (feet)	TEMP. (°C)	DO (mg/L)	COND. (µS/cm)	pH (standard units)	ORP (mV)	TURB. (NTU)	COLOR (describe)	ODOR (describe)
STABILIZATION CRITERIA			<0.3 ft. drawdown	within 3%	within 10% or <0.5 mg/L	within 3%	± 0.1 unit	± 10 mV	within 10% or <10 NTU	--	--
1535	0.00	0.1	9.43	16.3	4.27	96.1	6.12	217.7	159.3	cloudy white	None
1540	0.5		9.73	16.9	3.94	97.5	6.30	217.5	119.8	"	"
1545	1.0		9.70	17.4	4.09	96.4	6.29	221.4	102.5	"	"
1550	1.5		9.64	17.9	3.84	97.0	6.29	222.0	87.41	Clear	"
1555	2.0		9.61	17.8	4.34	95.1	6.30	213.2	73.77	"	"
1600	2.5		9.72	17.2	4.08	94.9	6.23	216.0	60.79	"	"
1605	3.0		9.72	17.5	3.95	95.2	6.24	211.2	56.18	"	"
1610	3.5		9.72	17.8	3.96	94.9	6.28	197.2	48.98	"	"
1615	4.0		9.80	16.9	4.09	94.3	6.21	201.1	57.68	"	"
1620	4.5		9.83	17.1	4.05	93.8	6.28	197.0	46.81	"	"
1625	5.0		9.83	17.0	4.11	93.3	6.27	193.6	42.35	"	"
1630	5.5		9.84	17.1	4.19	93.0	6.27	187.1	43.41	"	"

AE

WELL CAPACITY (Gallons Per Foot): 0.75" = 0.02; 1" = 0.04; 1.25" = 0.06; 2" = 0.16; 3" = 0.37; 4" = 0.65; 5" = 1.02; 6" = 1.47; 12" = 5.88

SAMPLING DATA

SAMPLED BY (PRINT) / AFFILIATION: Andrew O'Malia / AECOM	SAMPLER(S) SIGNATURE(S): AO'M	SAMPLE TIME: 1635
PUMP OR TUBING DEPTH IN WELL (feet): 20	TUBING MATERIAL CODE: LDPE	FIELD-FILTERED: Y (N) Filtration Equipment Type: -- FILTER SIZE: -- µm
FIELD DECONTAMINATION: PUMP (Y) N	TUBING Y (N (replaced))	DUPLICATE: (Y) N

SAMPLE CONTAINER SPECIFICATION				SAMPLE PRESERVATION (including wet ice)					
SAMPLE ID CODE	# CONTAINERS	MATERIAL CODE	VOLUME	PRESERVATIVE USED	TOTAL VOL ADDED IN FIELD (mL)	FINAL pH	INTENDED ANALYSIS AND/OR METHOD	SAMPLING EQUIPMENT CODE	SAMPLE PUMP FLOW RATE (gal per minute)
MW-34	4	AG	40 mL	HCL	40 mL x 4	6.27	6200	ESP	0.1
"	3	AG	40 mL	HCL	40 mL x 3	"	VPH	"	"
"	1	PE	250 mL	HNO_3	250 mL	"	Lead by 6010	"	"

REMARKS: DUP-1-20210708 collected. 3 well volumes purged.

MATERIAL CODES: AG = Amber Glass; CG = Clear Glass; HDPE = High Density Polyethylene; LDPE = Low Density Polyethylene; PP = Polypropylene; S = Silicone; T = Teflon; O = Other (Specify)

SAMPLING EQUIPMENT CODES: APP = After (Through) Peristaltic Pump; B = Bailer; BP = Bladder Pump; ESP = Electric Submersible Pump; RFPP = Reverse Flow Peristaltic Pump; SM = Straw Method (Tubing Gravity Drain); O = Other (Specify)

GROUNDWATER SAMPLING LOG

SITE NAME: 2020-L1-2448 Incident	SITE LOCATION: Huntersville, NC	PROJECT NUMBER: 60639876	WELL NAME: MW-35	DATE: 7/9/21
WELL DIAMETER (inches): 2"	TUBING DIAMETER (inches): 3/8"	WELL SCREEN INTERVAL DEPTH: 22 feet to 35 feet	DEPTH TO WATER (feet): 24.52	PUMP TYPE OR BAILER: ESP

1 WELL VOLUME = (TD - DTW) X WELL CAPACITY

(35 ft. - 24.52 ft.) X 0.163 gal./ft. = 1.7 gallons

3 WELL VOLUMES = 1 WELL VOLUME X 3

1.7 gal. X 3 = 5.12 gallons

PUMP DEPTH IN WELL (feet): ~30'	PURGING INITIATED AT:	PURGING ENDED AT:	TOTAL VOLUME PURGED (gallons):

TIME (military)	VOLUME PURGED (gallons)	PURGE RATE (gpm)	DEPTH TO WATER (feet)	TEMP. (°C)	DO (mg/L)	COND. (µS/cm)	pH (standard units)	ORP (mV)	TURB. (NTU)	COLOR (describe)	ODOR (describe)
STABILIZATION CRITERIA			<0.3 ft. ~~drawdown~~	within 3%	within 10% or <~~0.5~~ mg/L	within 3%	± 0.1 unit	± 10 mV	within 10% or <10 NTU	-	-
1320	0	0.1	~~24.52~~ 18.1	~~18.1~~ 18.9	~~8.19~~ 8.07	~~156.7~~ 156.7	6.05	336.0	1028	LT. TAN	NONE
1330	1.0	0.1	24.63	18.6	7.85	159.4	6.11	311.0	528.3	LT. TAN	NONE
1340	2.0	0.1	24.97	17.2	7.69	153.3	6.16	283.4	314.5	LT. TAN	NONE
1350	3.0	0.1	24.97	17.0	7.97	153.3	6.27	264.1	263.0	LT. TAN	NONE
1400	4.0	0.1	24.99	17.8	7.64	155.6	6.35	250.6	154.1	CLEAR	NONE
1410	5.0	0.1	24.98	17.4	7.61	154.7	6.36	248.6	112.3	CLEAR	NONE
1420	6.0	0.1	24.96	17.2	7.63	153.6	6.36	242.8	2.67	CLEAR	NONE

WELL CAPACITY (Gallons Per Foot): 0.75" = 0.02; 1" = 0.04; 1.25" = 0.06; 2" = 0.16; 3" = 0.37; 4" = 0.65; 5" = 1.02; 6" = 1.47; 12" = 5.88

SAMPLING DATA

SAMPLED BY (PRINT) / AFFILIATION: COLEMAN MARCHIN	SAMPLER(S) SIGNATURE(S):	SAMPLE TIME: 1420
PUMP OR TUBING DEPTH IN WELL (feet): 30'	TUBING MATERIAL CODE: POLY	FIELD-FILTERED: Y (N) Filtration Equipment Type: -- FILTER SIZE: -- µm
FIELD DECONTAMINATION: PUMP (Y) N TUBING Y (N) (replaced)		DUPLICATE: Y (N)

SAMPLE CONTAINER SPECIFICATION				SAMPLE PRESERVATION (Including wet ice)					
SAMPLE ID CODE	# CONTAINERS	MATERIAL CODE	VOLUME	PRESERVATIVE USED	TOTAL VOL ADDED IN FIELD (mL)	FINAL pH	INTENDED ANALYSIS AND/OR METHOD	SAMPLING EQUIPMENT CODE	SAMPLE PUMP FLOW RATE (gal per minute)
	4	AG	40 mL	HCL	40 mL x 4	6.36	6200	ESP	0.1
	3	AG	40 mL	HCL	40 mL x 3	6.36	VPH	ESP	0.1
	1	PE	250 mL	HNO_3	250 mL	6.36	Lead by 6010	ESP	0.1

REMARKS:

MATERIAL CODES: AG = Amber Glass; CG = Clear Glass; HDPE = High Density Polyethylene; LDPE = Low Density Polyethylene; PP = Polypropylene; S = Silicone; T = Teflon; O = Other (Specify)

SAMPLING EQUIPMENT CODES: APP = After (Through) Peristaltic Pump; B = Bailer; BP = Bladder Pump; ESP = Electric Submersible Pump; RFPP = Reverse Flow Peristaltic Pump; SM = Straw Method (Tubing Gravity Drain); O = Other (Specify)

GROUNDWATER SAMPLING LOG

SITE NAME: 2020-L1-2448 Incident	SITE LOCATION: Huntersville, NC	PROJECT NUMBER: 60639876	WELL NAME: MW-36	DATE: 7/8/2021
WELL DIAMETER (inches): 2	TUBING DIAMETER (inches): 3/8	WELL SCREEN INTERVAL DEPTH: 30 feet to 45 feet	DEPTH TO WATER (feet): 26.79	PUMP TYPE OR BAILER: Monsoon

1 WELL VOLUME = (TD - DTW) X WELL CAPACITY
(45 ft. 26.79 ft.) x 0.16 gal./ft. = 2.91 gallons

3 WELL VOLUMES = 1 WELL VOLUME X 3
2.91 gal. X 3 = 8.74 gallons

PUMP DEPTH IN WELL (feet): 35	PURGING INITIATED AT: 1040	PURGING ENDED AT: 1125	TOTAL VOLUME PURGED (gallons): 4.5

TIME (military)	VOLUME PURGED (gallons)	PURGE RATE (gpm)	DEPTH TO WATER (feet)	TEMP. (°C)	DO (mg/L)	COND. (µS/cm)	pH (standard units)	ORP (mV)	TURB. (NTU)	COLOR (describe)	ODOR (describe)
STABILIZATION CRITERIA			<0.3 ft. drawdown	within 3%	within 10% or <0.5 mg/L	within 3%	± 0.1 unit	± 10 mV	within 10% or <10 NTU	–	–
1040	0.00	0.1	27.35	16.8	5.77	118.1	6.22	205.0	240.9	Cloudy White	None
1045	0.5		27.21	17.1	5.76	118.1	6.32	218.0	104.9	Clear	
1050	1.0		27.22	17.0	5.68	118.5	6.34	227.9	60.06		
1055	1.5		27.25	16.9	5.40	116.7	6.31	238.7	50.22		
1100	2.0		27.27	16.8	5.63	117.4	6.34	248.2	30.39		
1105	2.5		27.28	16.9	5.59	118.1	6.35	245.6	35.00		
1110	3.0		27.28	16.8	5.56	117.3	6.32	253.2	33.47		
1115	3.5		27.29	16.8	5.61	117.3	6.31	255.4	31.62		
1120	4.0		27.28	16.7	5.66	117.2	6.30	254.7	29.07		
1125	4.5	↓	27.27	16.7	5.62	117.3	6.29	255.4	30.12	↓	↓

AC

WELL CAPACITY (Gallons Per Foot): 0.75" = 0.02; 1" = 0.04; 1.25" = 0.06; 2" = 0.16; 3" = 0.37; 4" = 0.65; 5" = 1.02; 6" = 1.47; 12" = 5.88

SAMPLING DATA

SAMPLED BY (PRINT) / AFFILIATION: Andrew O'Neil / AECOM	SAMPLER(S) SIGNATURE(S): AO'N	SAMPLE TIME: 1130
PUMP OR TUBING DEPTH IN WELL (feet): 35	TUBING MATERIAL CODE: LDPE	FIELD-FILTERED: Y (N) Filtration Equipment Type: – FILTER SIZE: – µm
FIELD DECONTAMINATION: PUMP (Y) N	TUBING Y (N) (replaced)	DUPLICATE: Y (N)

SAMPLE CONTAINER SPECIFICATION				SAMPLE PRESERVATION (including wet ice)					
SAMPLE ID CODE	# CONTAINERS	MATERIAL CODE	VOLUME	PRESERVATIVE USED	TOTAL VOL ADDED IN FIELD (mL)	FINAL pH	INTENDED ANALYSIS AND/OR METHOD	SAMPLING EQUIPMENT CODE	SAMPLE PUMP FLOW RATE (gal per minute)
MW-36	4	AG	40 mL	HCL	40 mL x 4	6.29	6200	ESP	0.1
↓	3	AG	40 mL	HCL	40 mL x 3	↓	VPH	↓	↓
↓	1	PE	250 mL	HNO_3	250 mL	↓	Lead by 6010	↓	↓

REMARKS:

MATERIAL CODES: **AG** = Amber Glass; **CG** = Clear Glass; **HDPE** = High Density Polyethylene; **LDPE** = Low Density Polyethylene; **PP** = Polypropylene; **S** = Silicone; **T** = Teflon; **O** = Other (Specify)

SAMPLING EQUIPMENT CODES: **APP** = After (Through) Peristaltic Pump; **B** = Bailer; **BP** = Bladder Pump; **ESP** = Electric Submersible Pump; **RFPP** = Reverse Flow Peristaltic Pump; **SM** = Straw Method (Tubing Gravity Drain); **O** = Other (Specify)

GROUNDWATER SAMPLING LOG

SITE NAME: 2020-L1-2448 Incident	SITE LOCATION: Huntersville, NC	PROJECT NUMBER: 60639876	WELL NAME: MW-36DR	DATE: 7/9/2021
WELL DIAMETER (inches): 4	TUBING DIAMETER (inches): 3/8	WELL SCREEN INTERVAL DEPTH: 128.94 feet to 138.94 feet	DEPTH TO WATER (feet): 22.63	PUMP TYPE OR BAILER: mega monsoon pump

1 WELL VOLUME = (TD - DTW) X WELL CAPACITY

(138.94 ft. - 22.63 ft.) X 0.65 gal./ft. = 75.60 gallons

3 WELL VOLUMES = 1 WELL VOLUME X 3

75.60 gal. X 3 = 226.80 gallons

PUMP DEPTH IN WELL (feet): 133	PURGING INITIATED AT: 1430	PURGING ENDED AT: 1525	TOTAL VOLUME PURGED (gallons): 5

TIME (military)	VOLUME PURGED (gallons)	PURGE RATE (gpm)	DEPTH TO WATER (feet)	TEMP. (°C)	DO (mg/L)	COND (µS/cm)	pH (standard units)	ORP (mV)	TURB (NTU)	COLOR (describe)	ODOR (describe)
STABILIZATION CRITERIA			<0.3 ft. drawdown	within 3%	within 10% or <0.5 mg/L	within 3%	± 0.1 unit	± 10 mV	within 10% or <10 NTU	--	--
1515	4.10	0.09	26.16	17.8	2.12	247.3	7.85	-111.7	136.4	lt. gray	none
1520	4.55	↓	26.65	16.5	0.81	241.6	7.90	-114.3	132.0	↓	↓
1525	5	↓	27.08	16.6	0.54	239.3	7.73	-108.7	133.8	↓	↓

WELL CAPACITY (Gallons Per Foot): 0.75" = 0.02; 1" = 0.04; 1.25" = 0.06; 2" = 0.16; 3" = 0.37; 4" = 0.65; 5" = 1.02; 6" = 1.47; 12" = 5.88

SAMPLING DATA

SAMPLED BY (PRINT) / AFFILIATION: Emily Love / AECOM	SAMPLER(S) SIGNATURE(S): Emily R. Love	SAMPLE TIME: 1525
PUMP OR TUBING DEPTH IN WELL (feet): 133	TUBING MATERIAL CODE: LDPE	FIELD-FILTERED: Y (N) Filtration Equipment Type: – FILTER SIZE: – µm

FIELD DECONTAMINATION: PUMP (Y) N TUBING Y (N (replaced)) DUPLICATE: Y (N)

SAMPLE CONTAINER SPECIFICATION				SAMPLE PRESERVATION (including wet ice)					
SAMPLE ID CODE	# CONTAINERS	MATERIAL CODE	VOLUME	PRESERVATIVE USED	TOTAL VOL ADDED IN FIELD (mL)	FINAL pH	INTENDED ANALYSIS AND/OR METHOD	SAMPLING EQUIPMENT CODE	SAMPLE PUMP FLOW RATE (gal per minute)
MW-36DR	4	AG	40 mL	HCL	40 mL x 4	7.73	6200	ESP	0.09
↓	3	AG	40 mL	HCL	40 mL x 3	↓	VPH	↓	↓
↓	1	PE	250 mL	HNO_3	250 mL	↓	Lead by 6010	↓	↓

REMARKS: M. deKozlowski began purging at 1430. No parameters were collected from 1430 to 1515 due to a lightning stand down. E. Love took over after stand down. Pump stopped working @ 1525. Sample collected with bailer.

MATERIAL CODES: AG = Amber Glass; CG = Clear Glass; HDPE = High Density Polyethylene; LDPE = Low Density Polyethylene; PP = Polypropylene; S = Silicone; T = Teflon; O = Other (Specify)

SAMPLING EQUIPMENT CODES: APP = After (Through) Peristaltic Pump; B = Bailer; BP = Bladder Pump; ESP = Electric Submersible Pump; RFPP = Reverse Flow Peristaltic Pump; SM = Straw Method (Tubing Gravity Drain); O = Other (Specify)

GROUNDWATER SAMPLING LOG

SITE NAME: 2020-L1-2448 Incident	SITE LOCATION: Huntersville, NC	PROJECT NUMBER: 60639876	WELL NAME: MW-38	DATE: 07.07.21
WELL DIAMETER (inches): 4	TUBING DIAMETER (inches): 3/8	WELL SCREEN INTERVAL DEPTH: 20 feet to 50 feet	DEPTH TO WATER (feet): 39.87	PUMP TYPE OR BAILER: Monsoon

1 WELL VOLUME = (TD - DTW) X WELL CAPACITY

(_____ ft. - _____ ft.) X _____ gal./ft. = _____ gallons

3 WELL VOLUMES = 1 WELL VOLUME X 3

_____ gal. X 3 = _____ gallons

PUMP DEPTH IN WELL (feet): 45	PURGING INITIATED AT: 1245	PURGING ENDED AT: 1400	TOTAL VOLUME PURGED (gallons): 3.0

TIME (military)	VOLUME PURGED (gallons)	PURGE RATE (gpm)	DEPTH TO WATER (feet)	TEMP. (°C)	DO (mg/L)	COND. (µS/cm)	pH (standard units)	ORP (mV)	TURB. (NTU)	COLOR (describe)	ODOR (describe)
STABILIZATION CRITERIA			<0.3 ft. drawdown	within 3%	within 10% or <0.5 mg/L	within 3%	± 0.1 unit	± 10 mV	within 10% or <10 NTU	--	--
1300	0	0.05	39.89	19.3	4.39	191.3	5.78	80.0	86.11	L.Brown	None
1305	0.25		39.90	19.1	3.76	189.5	5.81	75.6	78.81		
1310	0.5		39.91	18.9	3.24	188.9	5.84	68.0	72.87		
1315	0.75		39.91	18.9	2.83	189.3	5.87	62.6	61.90		
1320	1.0			19.0	2.71	189.4	5.87	61.9	53.42		
1325	1.25			19.0	2.23	189.8	5.92	55.3	49.72		
1330	1.5			18.9	2.00	189.6	5.95	51.5	38.89		
1335	1.75			18.9	1.75	189.3	5.96	50.4	28.91		
1340	2.0			18.9	1.65	189.7	5.97	50.9	18.91		
1345	2.25			18.8	1.42	189.7	5.99	48.4	15.48		
1350	2.5			18.7	1.44	189.6	5.99	47.9	9.76		
1355	2.75			18.9	1.32	190.1	5.99	47.2	9.21		
1400	3.0			18.9	1.31	190.3	5.99	46.8	8.69		

WELL CAPACITY (Gallons Per Foot): **0.75"** = 0.02; **1"** = 0.04; **1.25"** = 0.06; **2"** = 0.16; **3"** = 0.37; **4"** = 0.65; **5"** = 1.02; **6"** = 1.47; **12"** = 5.88

SAMPLING DATA

SAMPLED BY (PRINT) / AFFILIATION: L.Tian / AECOM	SAMPLER(S) SIGNATURE(S):	SAMPLE TIME: 1400
PUMP OR TUBING DEPTH IN WELL (feet): 45	TUBING MATERIAL CODE: LDPE	FIELD-FILTERED: Y (N) Filtration Equipment Type: -- FILTER SIZE: ___ µm
FIELD DECONTAMINATION: PUMP (Y) N TUBING Y (N) (replaced)		DUPLICATE: Y (N)

SAMPLE CONTAINER SPECIFICATION				SAMPLE PRESERVATION (including wet ice)					
SAMPLE ID CODE	# CONTAINERS	MATERIAL CODE	VOLUME	PRESERVATIVE USED	TOTAL VOL ADDED IN FIELD (mL)	FINAL pH	INTENDED ANALYSIS AND/OR METHOD	SAMPLING EQUIPMENT CODE	SAMPLE PUMP FLOW RATE (gal per minute)
MW-38	4	AG	40 mL	HCL	40 mL x 4		6200	ESP	0.05
↓	3	AG	40 mL	HCL	40 mL x 3	↓	VPH	↓	↓
↓	1	PE	250 mL	HNO_3	250 mL	↓	Lead by 6010	↓	↓

REMARKS:

DUP-1-20210707 collected

MATERIAL CODES: **AG** = Amber Glass; **CG** = Clear Glass; **HDPE** = High Density Polyethylene; **LDPE** = Low Density Polyethylene; **PP** = Polypropylene; **S** = Silicone; **T** = Teflon; **O** = Other (Specify)

SAMPLING EQUIPMENT CODES: **APP** = After (Through) Peristaltic Pump; **B** = Bailer; **BP** = Bladder Pump; **ESP** = Electric Submersible Pump; **RFPP** = Reverse Flow Peristaltic Pump; **SM** = Straw Method (Tubing Gravity Drain); **O** = Other (Specify)

GROUNDWATER SAMPLING LOG

SITE NAME: 2020-L1-2448 Incident	SITE LOCATION: Huntersville, NC	PROJECT NUMBER: 60639876	WELL NAME: MW-41	DATE: 7/8/2021
WELL DIAMETER (inches): 2	TUBING DIAMETER (inches): 3/8	WELL SCREEN INTERVAL DEPTH: 53.10 feet to 68.10 feet	DEPTH TO WATER (feet): 55.11	PUMP TYPE OR BAILER: monsoon pump

1 WELL VOLUME = (TD - DTW) X WELL CAPACITY

(68.10 ft. - 55.11 ft.) X 0.163 gal./ft. = 2.12 gallons

3 WELL VOLUMES = 1 WELL VOLUME X 3

2.12 gal. X 3 = 6.35 gallons

PUMP DEPTH IN WELL (feet): 67	PURGING INITIATED AT: 1239	PURGING ENDED AT: 1319	TOTAL VOLUME PURGED (gallons): 6.35

TIME (military)	VOLUME PURGED (gallons)	PURGE RATE (gpm)	DEPTH TO WATER (feet)	TEMP. (°C)	DO (mg/L)	COND (µS/cm)	pH (standard units)	ORP (mV)	TURB. (NTU)	COLOR (describe)	ODOR (describe)
STABILIZATION CRITERIA			<0.3 ft. drawdown	within 3%	within 10% or <0.5 mg/L	within 3%	± 0.1 unit	± 10 mV	within 10% or <10 NTU	–	–
1239	0	0.159	55.11	17.5	8.54	134.5	6.11	197.8	>1000	Brown	none
1244	0.79		at top of pump	17.2	7.44	126.6	5.79	204.8	>1000		
1249	1.59			18.0	7.06	124.7	5.90	190.3	>1000		
1254	2.38			18.2	6.70	126.7	5.81	188.3	>1000		
1259	3.18			17.7	7.30	124.7	5.83	175.7	>1000		
1304	3.97			17.5	7.15	126.3	5.77	172.6	>1000		
1309	4.76			17.5	6.91	128.0	5.80	169.2	>1000		
1314	5.56			17.4	6.70	128.9	5.81	167.2	>1000		
1319	6.35			17.5	6.52	130.7	5.83	166.5	>1000		

WELL CAPACITY (Gallons Per Foot): 0.75" = 0.02; 1" = 0.04; 1.25" = 0.06; 2" = 0.16; 3" = 0.37; 4" = 0.65; 5" = 1.02; 6" = 1.47; 12" = 5.88

SAMPLING DATA

SAMPLED BY (PRINT) / AFFILIATION: Emily Love / AECOM	SAMPLER(S) SIGNATURE(S): Emily R. Love	SAMPLE TIME: 1319
PUMP OR TUBING DEPTH IN WELL (feet): 67	TUBING MATERIAL CODE: LDPE	FIELD-FILTERED: Y (N) Filtration Equipment Type: – FILTER SIZE: – µm

FIELD DECONTAMINATION: PUMP (Y) N TUBING Y (N (replaced)) DUPLICATE: Y (N)

SAMPLE CONTAINER SPECIFICATION				SAMPLE PRESERVATION (including wet ice)					
SAMPLE ID CODE	# CONTAINERS	MATERIAL CODE	VOLUME	PRESERVATIVE USED	TOTAL VOL ADDED IN FIELD (mL)	FINAL pH	INTENDED ANALYSIS AND/OR METHOD	SAMPLING EQUIPMENT CODE	SAMPLE PUMP FLOW RATE (gal per minute)
MW-41	4	AG	40 mL	HCL	40 mL x 4	5.83	6200	ESP	0.159
	3	AG	40 mL	HCL	40 mL x 3		VPH		
	1	PE	250 mL	HNO_3	250 mL		Lead by 6010		

REMARKS:

MATERIAL CODES: AG = Amber Glass; CG = Clear Glass; HDPE = High Density Polyethylene; LDPE = Low Density Polyethylene; PP = Polypropylene; S = Silicone; T = Teflon; O = Other (Specify)

SAMPLING EQUIPMENT CODES: APP = After (Through) Peristaltic Pump; B = Bailer; BP = Bladder Pump; ESP = Electric Submersible Pump; RFPP = Reverse Flow Peristaltic Pump; SM = Straw Method (Tubing Gravity Drain); O = Other (Specify)

GROUNDWATER SAMPLING LOG

SITE NAME: 2020-L1-2448 Incident	SITE LOCATION: Huntersville, NC	PROJECT NUMBER: 60639876	WELL NAME: MW-42	DATE: 07.06.21
WELL DIAMETER (inches): 6	TUBING DIAMETER (inches): 3/8	WELL SCREEN INTERVAL DEPTH: 11 feet to 51 feet	DEPTH TO WATER (feet): 41.20	PUMP TYPE OR BAILER: Monsoon

1 WELL VOLUME = (TD - DTW) X WELL CAPACITY

(_____ ft. - _____ ft.) X _____ gal./ft. = _____ gallons

3 WELL VOLUMES = 1 WELL VOLUME X 3

_____ gal. X 3 = _____ gallons

PUMP DEPTH IN WELL (feet): 46	PURGING INITIATED AT: 0910	PURGING ENDED AT: 1020	TOTAL VOLUME PURGED (gallons): 2.6

TIME (military)	VOLUME PURGED (gallons)	PURGE RATE (gpm)	DEPTH TO WATER (feet)	TEMP. (°C)	DO (mg/L)	COND. (µS/cm)	pH (standard units)	ORP (mV)	TURB. (NTU)	COLOR (describe)	ODOR (describe)
STABILIZATION CRITERIA			<0.3 ft. drawdown	within 3%	within 10% or <0.5 mg/L	within 3%	± 0.1 unit	± 10 mV	within 10% or <10 NTU	--	--
0915	0	0.04	41.25	18.2	5.68	222.9	5.89	23.3	>1100	L.Brown	None
0920	0.2		41.57	18.5	4.76	219.7	5.72	28.3	>1100		
0925	0.4		41.88	18.9	3.13	214.1	5.66	36.3	768.2		
0930	0.6		42.38	19.0	3.76	212.5	5.68	39.2	449.6		
0935	0.8		42.96	19.0	2.92	210.2	5.71	46.1	107.7	Clear	
0940	1.0		43.78	19.3	2.76	211.4	5.75	51.2	62.26		
0945	1.2		43.99	19.2	3.01	210.2	5.79	51.4	50.47		
0950	1.4		44.17	19.3	2.77	211.8	5.76	51.5	37.89		
0955	1.6		44.49	19.5	3.06	212.9	5.79	49.2	85.11		
1000	1.8		44.65	19.6	2.97	213.8	5.80	55.6	59.76		
1005	2.0		44.95	19.7	2.56	214.9	5.82	59.9	65.77		
1010	2.2		45.07	19.6	2.42	215.0	5.84	62.2	49.79		
1015	2.4		45.15	19.7	2.36	216.2	5.85	64.3	52.62		
1020	2.6		45.32	19.6	2.40	216.4	5.84	60.7	53.67		

WELL CAPACITY (Gallons Per Foot): **0.75"** = 0.02; **1"** = 0.04; **1.25"** = 0.06; **2"** = 0.16; **3"** = 0.37; **4"** = 0.65; **5"** = 1.02; **6"** = 1.47; **12"** = 5.88

SAMPLING DATA

SAMPLED BY (PRINT) / AFFILIATION: L.Tian / AECOM	SAMPLER(S) SIGNATURE(S):	SAMPLE TIME: 1020
PUMP OR TUBING DEPTH IN WELL (feet): 46	TUBING MATERIAL CODE: LDPE	FIELD-FILTERED: Y (N) Filtration Equipment Type: -- FILTER SIZE: ___ µm
FIELD DECONTAMINATION: PUMP (Y) N TUBING Y (N) (replaced)		DUPLICATE: Y (N)

SAMPLE CONTAINER SPECIFICATION				SAMPLE PRESERVATION (including wet ice)			INTENDED ANALYSIS AND/OR METHOD	SAMPLING EQUIPMENT CODE	SAMPLE PUMP FLOW RATE (gal per minute)
SAMPLE ID CODE	# CONTAINERS	MATERIAL CODE	VOLUME	PRESERVATIVE USED	TOTAL VOL ADDED IN FIELD (mL)	FINAL pH			
MW-42	4	AG	40 mL	HCL	40 mL x 4	5.84	6200	ESP	0.04
⊥	3	AG	40 mL	HCL	40 mL x 3	⊥	VPH	⊥	⊥
⊥	1	PE	250 mL	HNO_3	250 mL	⊥	Lead by 6010	⊥	⊥

REMARKS:

MATERIAL CODES: **AG** = Amber Glass; **CG** = Clear Glass; **HDPE** = High Density Polyethylene; **LDPE** = Low Density Polyethylene; **PP** = Polypropylene; **S** = Silicone; **T** = Teflon; **O** = Other (Specify)

SAMPLING EQUIPMENT CODES: **APP** = After (Through) Peristaltic Pump; **B** = Bailer; **BP** = Bladder Pump; **ESP** = Electric Submersible Pump; **RFPP** = Reverse Flow Peristaltic Pump; **SM** = Straw Method (Tubing Gravity Drain); **O** = Other (Specify)

GROUNDWATER SAMPLING LOG

SITE NAME: 2020-L1-2448 Incident	SITE LOCATION: Huntersville, NC	PROJECT NUMBER: 60639876	WELL NAME: MW-43	DATE: 7/7/2021
WELL DIAMETER (inches): 4	TUBING DIAMETER (inches): 3/8	WELL SCREEN INTERVAL DEPTH: 15.22 feet to 50.22 feet	DEPTH TO WATER (feet): 38.53	PUMP TYPE OR BAILER: monsoon pump

1 WELL VOLUME = (TD - DTW) X WELL CAPACITY

(50.22 ft. - 38.53 ft.) X 0.65 gal./ft. = 7.60 gallons

3 WELL VOLUMES = 1 WELL VOLUME X 3

7.60 gal. X 3 = 22.80 gallons

PUMP DEPTH IN WELL (feet): 45	PURGING INITIATED AT: 1117	PURGING ENDED AT: 1137	TOTAL VOLUME PURGED (gallons): 2.5

TIME (military)	VOLUME PURGED (gallons)	PURGE RATE (gpm)	DEPTH TO WATER (feet)	TEMP. (°C)	DO (mg/L)	COND. (µS/cm)	pH (standard units)	ORP (mV)	TURB (NTU)	COLOR (describe)	ODOR (describe)
STABILIZATION CRITERIA			<0.3 ft. drawdown	within 3%	within 10% or <0.5 mg/L	within 3%	± 0.1 unit	± 10 mV	within 10% or <10 NTU	--	--
1117	0	0.125	38.53	17.1	9.47	148.5	6.26	184.1	0.00	clear	none
1127	1.25	"	38.81	17.8	8.27	150.6	5.49	191.5	3.05	"	"
1132	1.88	"	38.84	17.6	8.32	150.0	5.63	184.4	1.55	"	"
1137	2.5	"	38.90	17.4	8.41	149.9	5.63	184.0	1.18	"	"

WELL CAPACITY (Gallons Per Foot): 0.75" = 0.02; 1" = 0.04; 1.25" = 0.06; 2" = 0.16; 3" = 0.37; 4" = 0.65; 5" = 1.02; 6" = 1.47; 12" = 5.88

SAMPLING DATA

SAMPLED BY (PRINT) / AFFILIATION: Emily Love / AECOM	SAMPLER(S) SIGNATURE(S): Emily R. Love	SAMPLE TIME: 1137
PUMP OR TUBING DEPTH IN WELL (feet): 45	TUBING MATERIAL CODE: LDPE	FIELD-FILTERED: Y (N) Filtration Equipment Type: -- FILTER SIZE: -- µm
FIELD DECONTAMINATION: PUMP (Y) N	TUBING Y (N (replaced))	DUPLICATE: Y (N)

SAMPLE CONTAINER SPECIFICATION				SAMPLE PRESERVATION (including wet ice)					
SAMPLE ID CODE	# CONTAINERS	MATERIAL CODE	VOLUME	PRESERVATIVE USED	TOTAL VOL ADDED IN FIELD (mL)	FINAL pH	INTENDED ANALYSIS AND/OR METHOD	SAMPLING EQUIPMENT CODE	SAMPLE PUMP FLOW RATE (gal per minute)
MW-43	4	AG	40 mL	HCL	40 mL x 4	5.63	6200	ESP	0.125
"	3	AG	40 mL	HCL	40 mL x 3	"	VPH	"	"
"	1	PE	250 mL	HNO_3	250 mL	"	Lead by 6010	"	"

REMARKS:

MATERIAL CODES: AG = Amber Glass; CG = Clear Glass; HDPE = High Density Polyethylene; LDPE = Low Density Polyethylene; PP = Polypropylene; S = Silicone; T = Teflon; O = Other (Specify)

SAMPLING EQUIPMENT CODES: APP = After (Through) Peristaltic Pump; B = Bailer; BP = Bladder Pump; ESP = Electric Submersible Pump; RFPP = Reverse Flow Peristaltic Pump; SM = Straw Method (Tubing Gravity Drain); O = Other (Specify)

GROUNDWATER SAMPLING LOG

SITE NAME: 2020-L1-2448 Incident	SITE LOCATION: Huntersville, NC	PROJECT NUMBER: 60639876	WELL NAME: MW-44	DATE: 07/07/21
WELL DIAMETER (inches): 4"	TUBING DIAMETER (inches): —	WELL SCREEN INTERVAL DEPTH: 19.85 feet to 34.85 feet	DEPTH TO WATER (feet): 31.74	PUMP TYPE OR BAILER: —

1 WELL VOLUME = (TD - DTW) X WELL CAPACITY

(34.85 ft. - 31.74 ft.) X 0.65 gal./ft. = 2.02 gallons

3 WELL VOLUMES = 1 WELL VOLUME X 3

2.02 gal. X 3 = 6.06 gallons

PUMP DEPTH IN WELL (feet):	PURGING INITIATED AT:	PURGING ENDED AT:	TOTAL VOLUME PURGED (gallons):
bailed	0930	0945	2

TIME (military)	VOLUME PURGED (gallons)	PURGE RATE (gpm)	DEPTH TO WATER (feet)	TEMP. (°C)	DO (mg/L)	COND. (µS/cm)	pH (standard units)	ORP (mV)	TURB. (NTU)	COLOR (describe)	ODOR (describe)
STABILIZATION CRITERIA			<0.3 ft. drawdown	within 3%	within 10% or <0.5 mg/L	within 3%	± 0.1 unit	± 10 mV	within 10% or <10 NTU	–	–
0945	2	bailed	31.74	22.2	5.55	276.3	7.21	130.9	651.5	brown	none

WELL CAPACITY (Gallons Per Foot): 0.75" = 0.02; 1" = 0.04; 1.25" = 0.06; 2" = 0.16; 3" = 0.37; 4" = 0.65; 5" = 1.02; 6" = 1.47; 12" = 5.88

SAMPLING DATA

SAMPLED BY (PRINT) / AFFILIATION:	SAMPLER(S) SIGNATURE(S):	SAMPLE TIME:
Emilio Torellos/AECOM	Emilio C. Torellos	0945

PUMP OR TUBING DEPTH IN WELL (feet):	TUBING MATERIAL CODE:	FIELD-FILTERED: Y (N) Filtration Equipment Type: --	FILTER SIZE: — µm
—	LDPE		

FIELD DECONTAMINATION: PUMP Y (N) TUBING Y (N) (replaced) DUPLICATE: Y (N)

SAMPLE CONTAINER SPECIFICATION				SAMPLE PRESERVATION (including wet ice)					
SAMPLE ID CODE	# CONTAINERS	MATERIAL CODE	VOLUME	PRESERVATIVE USED	TOTAL VOL ADDED IN FIELD (mL)	FINAL pH	INTENDED ANALYSIS AND/OR METHOD	SAMPLING EQUIPMENT CODE	SAMPLE PUMP FLOW RATE (gal per minute)
MW-44	4	AG	40 mL	HCL	40 mL x 4	7.21	6200	ESP	
MW-44	3	AG	40 mL	HCL	40 mL x 3	7.21	VPH	ESP	
MW-44	1	PE	250 mL	HNO_3	250 mL	7.21	Lead by 6010	ESP	

REMARKS:

MATERIAL CODES: AG = Amber Glass; CG = Clear Glass; HDPE = High Density Polyethylene; LDPE = Low Density Polyethylene; PP = Polypropylene; S = Silicone; T = Teflon; O = Other (Specify)

SAMPLING EQUIPMENT CODES: APP = After (Through) Peristaltic Pump; B = Bailer; BP = Bladder Pump; ESP = Electric Submersible Pump; RFPP = Reverse Flow Peristaltic Pump; SM = Straw Method (Tubing Gravity Drain); O = Other (Specify)

GROUNDWATER SAMPLING LOG

SITE NAME: 2020-L1-2448 Incident	SITE LOCATION: Huntersville, NC	PROJECT NUMBER: 60639876	WELL NAME: MW-45	DATE: 7/6/21
WELL DIAMETER (inches): 4	TUBING DIAMETER (inches): 3/8	WELL SCREEN INTERVAL DEPTH: 10 feet to 50 feet	DEPTH TO WATER (feet): 36.73	PUMP TYPE OR BAILER: ESP

1 WELL VOLUME = (TD - DTW) X WELL CAPACITY

(_____ ft. - _____ ft.) X _____ gal./ft. = _____ gallons

3 WELL VOLUMES = 1 WELL VOLUME X 3

_____ gal. X 3 = _____ gallons

PUMP DEPTH IN WELL (feet): 48	PURGING INITIATED AT: 1215	PURGING ENDED AT: 1315	TOTAL VOLUME PURGED (gallons): 4.2

TIME (military)	VOLUME PURGED (gallons)	PURGE RATE (gpm)	DEPTH TO WATER (feet)	TEMP (°C)	DO (mg/L)	COND (µS/cm)	pH (standard units)	ORP (mV)	TURB (NTU)	COLOR (describe)	ODOR (describe)
STABILIZATION CRITERIA			<0.3 ft. drawdown	within 3%	within 10% or <0.5 mg/L	within 3%	± 0.1 unit	± 10 mV	within 10% or <10 NTU	--	--
1215	0		36.73	20.4	5.56	581	6.28	88.1	17.03	Clear	None
1220	0.5		36.73	19.6	4.69	578	6.17	98.7	13.13	"	"
1225	1.0		36.73	20.6	4.17	573	6.08	105.2	13.02	"	"
1280	1.5		36.73	20.0	4.22	563	6.00	108.5	13.09	"	"
1235	2.0		36.73	19.9	4.28	561	6.01	109.1	11.97	"	"
1240	2.3		36.73	19.7	4.31	557	5.99	110.6	10.55	"	"
1245	2.4		36.73	19.8	4.31	556	5.97	112.5	10.36	"	"
1250	3.1		36.73	19.6	4.31	851	5.96	112.6	10.02	"	"
1255	3.8		36.73	19.9	4.25	550	5.95	112.9	9.40	"	"

WELL CAPACITY (Gallons Per Foot): 0.75" = 0.02; 1" = 0.04; 1.25" = 0.06; 2" = 0.16; 3" = 0.37; 4" = 0.65; 5" = 1.02; 6" = 1.47; 12" = 5.88

SAMPLING DATA

SAMPLED BY (PRINT) / AFFILIATION: T. DicKey / AECOM	SAMPLER(S) SIGNATURE(S):	SAMPLE TIME: 1315
PUMP OR TUBING DEPTH IN WELL (feet):	TUBING MATERIAL CODE:	FIELD-FILTERED: Y (N) Filtration Equipment Type: -- FILTER SIZE: -- µm

FIELD DECONTAMINATION: PUMP (Y) N TUBING Y (N (replaced)) DUPLICATE: Y (N)

SAMPLE CONTAINER SPECIFICATION				SAMPLE PRESERVATION (including wet ice)					
SAMPLE ID CODE	# CONTAINERS	MATERIAL CODE	VOLUME	PRESERVATIVE USED	TOTAL VOL ADDED IN FIELD (mL)	FINAL pH	INTENDED ANALYSIS AND/OR METHOD	SAMPLING EQUIPMENT CODE	SAMPLE PUMP FLOW RATE (gal per minute)
MW-45	4	AG	40 mL	HCL	40 mL x 4		6200	ESP	
"	3	AG	40 mL	HCL	40 mL x 3		VPH	"	
"	1	PE	250 mL	HNO_3	250 mL		Lead by 6010	"	

REMARKS:

MATERIAL CODES: **AG** = Amber Glass; **CG** = Clear Glass; **HDPE** = High Density Polyethylene; **LDPE** = Low Density Polyethylene; **PP** = Polypropylene; **S** = Silicone; **T** = Teflon; **O** = Other (Specify)

SAMPLING EQUIPMENT CODES: **APP** = After (Through) Peristaltic Pump; **B** = Bailer; **BP** = Bladder Pump; **ESP** = Electric Submersible Pump; **RFPP** = Reverse Flow Peristaltic Pump; **SM** = Straw Method (Tubing Gravity Drain); **O** = Other (Specify)

GROUNDWATER SAMPLING LOG

SITE NAME: 2020-L1-2448 Incident	SITE LOCATION: Huntersville, NC	PROJECT NUMBER: 60639876	WELL NAME: MW-46	DATE: 07/06/21
WELL DIAMETER (inches): 4"	TUBING DIAMETER (inches): 3/8"	WELL SCREEN INTERVAL DEPTH: 33.2 feet to 43.2 feet	DEPTH TO WATER (feet): 33.65	PUMP TYPE OR BAILER: monsoon x L

1 WELL VOLUME = (TD - DTW) X WELL CAPACITY

43.20 ft. - 33.65 ft.) x 0.65 gal./ft. = 6.21 gallons

3 WELL VOLUMES = 1 WELL VOLUME X 3

6.21 gal. X 3 = 18.63 gallons

PUMP DEPTH IN WELL (feet): 39.65	PURGING INITIATED AT: 1600	PURGING ENDED AT: 1705	TOTAL VOLUME PURGED (gallons): 5.75

TIME (military)	VOLUME PURGED (gallons)	PURGE RATE (gpm)	DEPTH TO WATER (feet)	TEMP. (°C)	DO (mg/L)	COND. (µS/cm)	pH (standard unit(s))	ORP (mV)	TURB. (NTU)	COLOR (describe)	ODOR (describe)
STABILIZATION CRITERIA			<0.3 ft. drawdown	within 3%	within 10% or <0.5 mg/L	within 3%	± 0.1 unit	± 10 mV	within 10% or <10 NTU	–	–
1600	2	0.40	35.96	18.6	3.28	255.8	6.47	157.8	243.8	brown	none
1605	3	0.60	36.9	18.8	3.57	255.4	6.55	161.2	270.4	brown	none
1610	3.50	0.70	37.8	19.0	3.39	255.7	6.56	162.8	227.4	brown	none
1615	3.75	0.75	38.59	19.0	2.99	255.0	6.46	164.8	212.7	brown	none
1620	4.00	0.80	39.3	19.0	2.71	254.5	6.39	164.8	241.1	brown	none
1625	4.25	0.85	39.95	19.2	2.48	253.7	6.51	162.4	247.8	brown	none
1630	4.75	0.95	40.63	20.3	2.42	259.5	6.42	160.0	184.1	milky	none
1635	5.00	1.00	40.61	21.2	3.03	264.5	6.48	154.0	128.7	milky	none
1640	5.25	1.05	40.67	21.2	3.00	263.6	6.45	152.9	123.4	milky	none
1645	5.5	1.10	40.48	21.0	3.25	263.1	6.52	154.2	115.2	milky	none
1650	5.75		39.92	22.2	3.29	YSI died					
1655	pump went dry										

WELL CAPACITY (Gallons Per Foot): 0.75" = 0.02; 1" = 0.04; 1.25" = 0.06; 2" = 0.16; 3" = 0.37; 4" = 0.65; 5" = 1.02; 6" = 1.47; 12" = 5.88

SAMPLING DATA

SAMPLED BY (PRINT) / AFFILIATION: Emilie Tarallos / AECOM	SAMPLER(S) SIGNATURE(S): Emilie C Tarallos	SAMPLE TIME: 1705
PUMP OR TUBING DEPTH IN WELL (feet): 38.65	TUBING MATERIAL CODE: LDPE	FIELD-FILTERED: Y (N) Filtration Equipment Type: -- FILTER SIZE: — µm

FIELD DECONTAMINATION: PUMP (Y) N TUBING Y (N) (replaced) DUPLICATE: Y (N)

SAMPLE CONTAINER SPECIFICATION				SAMPLE PRESERVATION (including wet ice)					
SAMPLE ID CODE	# CONTAINERS	MATERIAL CODE	VOLUME	PRESERVATIVE USED	TOTAL VOL ADDED IN FIELD (mL)	FINAL pH	INTENDED ANALYSIS AND/OR METHOD	SAMPLING EQUIPMENT CODE	SAMPLE PUMP FLOW RATE (gal per minute)
MW-46	4	AG	40 mL	HCL	40 mL x 4	—	6200	ESP	
MW-46	3	AG	40 mL	HCL	40 mL x 3	—	VPH	ESP	
MW-46	1	PE	250 mL	HNO_3	250 mL	—	Lead by 6010	ESP	

REMARKS:

MATERIAL CODES: AG = Amber Glass; CG = Clear Glass; HDPE = High Density Polyethylene; LDPE = Low Density Polyethylene; PP = Polypropylene; S = Silicone; T = Teflon; O = Other (Specify)

SAMPLING EQUIPMENT CODES: APP = After (Through) Peristaltic Pump; B = Bailer; BP = Bladder Pump; ESP = Electric Submersible Pump; RFPP = Reverse Flow Peristaltic Pump; SM = Straw Method (Tubing Gravity Drain); O = Other (Specify)

GROUNDWATER SAMPLING LOG

SITE NAME: 2020-L1-2448 Incident	SITE LOCATION: Huntersville, NC	PROJECT NUMBER: 60639876	WELL NAME: MW-49	DATE: 7/6/21
WELL DIAMETER (inches): 4	TUBING DIAMETER (inches): 3/8	WELL SCREEN INTERVAL DEPTH: 11 feet to 51 feet	DEPTH TO WATER (feet): 36.61	PUMP TYPE OR BAILER: ESP

1 WELL VOLUME = (TD - DTW) X WELL CAPACITY

(_____ ft. - _____ ft.) X _____ gal./ft. = _____ gallons

3 WELL VOLUMES = 1 WELL VOLUME X 3

_____ gal. X 3 = _____ gallons

PUMP DEPTH IN WELL (feet): 45	PURGING INITIATED AT: 1405	PURGING ENDED AT: 1455	TOTAL VOLUME PURGED (gallons): 4.9

TIME (military)	VOLUME PURGED (gallons)	PURGE RATE (gpm)	DEPTH TO WATER (feet)	TEMP (°C)	DO (mg/L)	COND (µS/cm)	pH (standard units)	ORP (mV)	TURB (NTU)	COLOR (describe)	ODOR (describe)
STABILIZATION CRITERIA			<0.3 ft. drawdown	within 3%	within 10% or <0.5 mg/L	within 3%	± 0.1 unit	± 10 mV	within 10% or <10 NTU	--	--
1405	0		36.61	21.5	5.52	262.9	6.30	86.3	1.83	Clear	None
1410	0.6		36.64	20.5	5.86	258.2	6.08	109.1	2.45	"	"
1415	1.2		36.63	20.5	5.49	255.8	5.95	117.7	1.14	"	"
1420	1.8		36.63	20.8	5.57	255.2	5.87	122.2	0.96	"	"
1425	2.2		36.63	20.8	5.62	254.9	5.86	121.9	1.03	"	"
1430	2.9		36.63	20.9	5.41	253.1	5.85	124.7	0.74	"	"
1435	3.6		36.63	21.1	5.39	252.8	5.84	124.8	0.55	"	"
1440	4.2		36.63	20.8	5.46	252.6	5.86	123.9	0.67	"	"

WELL CAPACITY (Gallons Per Foot): **0.75"** = 0.02; **1"** = 0.04; **1.25"** = 0.06; **2"** = 0.16; **3"** = 0.37; **4"** = 0.65; **5"** = 1.02; **6"** = 1.47; **12"** = 5.88

SAMPLING DATA

SAMPLED BY (PRINT) / AFFILIATION: T. Dickey / AECOM	SAMPLER(S) SIGNATURE(S):	SAMPLE TIME: 1450
PUMP OR TUBING DEPTH IN WELL (feet):	TUBING MATERIAL CODE: LDPE	FIELD-FILTERED: Y (N) FILTER SIZE: -- µm; Filtration Equipment Type: --

FIELD DECONTAMINATION: PUMP (Y) N TUBING Y (N (replaced)) DUPLICATE: Y (N)

SAMPLE CONTAINER SPECIFICATION				SAMPLE PRESERVATION (including wet ice)			INTENDED ANALYSIS AND/OR METHOD	SAMPLING EQUIPMENT CODE	SAMPLE PUMP FLOW RATE (gal per minute)
SAMPLE ID CODE	# CONTAINERS	MATERIAL CODE	VOLUME	PRESERVATIVE USED	TOTAL VOL ADDED IN FIELD (mL)	FINAL pH			
MW-49	4	AG	40 mL	HCL	40 mL x 4	5.86	6200	ESP	
"	3	AG	40 mL	HCL	40 mL x 3	"	VPH	"	
"	1	PE	250 mL	HNO_3	250 mL	"	Lead by 6010	"	

REMARKS:

MATERIAL CODES: **AG** = Amber Glass; **CG** = Clear Glass; **HDPE** = High Density Polyethylene; **LDPE** = Low Density Polyethylene; **PP** = Polypropylene; **S** = Silicone; **T** = Teflon; **O** = Other (Specify)

SAMPLING EQUIPMENT CODES: **APP** = After (Through) Peristaltic Pump; **B** = Bailer; **BP** = Bladder Pump; **ESP** = Electric Submersible Pump; **RFPP** = Reverse Flow Peristaltic Pump; **SM** = Straw Method (Tubing Gravity Drain); **O** = Other (Specify)

GROUNDWATER SAMPLING LOG

SITE NAME: 2020-L1-2448 Incident	SITE LOCATION: Huntersville, NC	PROJECT NUMBER: 60639876	WELL NAME: MW-50	DATE: 07/06/21
WELL DIAMETER (inches): 4"	TUBING DIAMETER (inches): 3/8"	WELL SCREEN INTERVAL DEPTH: 16.75 feet to 56.75 feet	DEPTH TO WATER (feet): 38.95	PUMP TYPE OR BAILER: Monsoon XL

1 WELL VOLUME = (TD - DTW) X WELL CAPACITY

(56.75 ft. - 38.95 ft.) x 0.65 gal./ft. = 11.57 gallons

3 WELL VOLUMES = 1 WELL VOLUME X 3

11.57 gal. X 3 = 34.71 gallons

PUMP DEPTH IN WELL (feet): 43.95	PURGING INITIATED AT: 1210	PURGING ENDED AT: 1320	TOTAL VOLUME PURGED (gallons): 4.00

TIME (military)	VOLUME PURGED (gallons)	PURGE RATE (gpm)	DEPTH TO WATER (feet)	TEMP (°C)	DO (mg/L)	COND. (µS/cm)	pH (standard units)	ORP (mV)	TURB. (NTU)	COLOR (describe)	ODOR (describe)
STABILIZATION CRITERIA			<0.3 ft. drawdown	within 3%	within 10% or <0.5 mg/L	within 3%	± 0.1 unit	± 10 mV	within 10% or <10 NTU	--	--
1210	0	—	39.29	19.0	10.80	176.0	6.22	146.4	1.07	clear	none
1215	0.75	0.05	39.42	18.8	9.95	173.9	6.28	129.7	2.20	clear	none
1220	0.50	0.10	39.74	19.6	8.27	177.6	6.29	110.2	4.03	clear	none
1225	0.75	0.15	39.89	19.8	7.81	178.7	6.29	81.1	5.84	clear	none
1230	1.00	0.20	40.07	19.6	7.44	179.6	6.34	69.8	0.28	clear	none
1235	1.25	0.25	40.24	20.2	6.98	182.1	6.30	70.3	0.64	clear	none
1240	1.5	0.30	40.36	20.1	6.79	192.9	6.40	70.4	0.68	clear	none
1245	2.0	0.40	40.41	21.1	6.44	187.6	6.34	70.9	0.32	clear	none
1250	2.25	0.45	40.45	20.9	6.31	187.1	6.32	73.4	0.56	clear	none
1255	2.50	0.50	40.52	21.0	6.13	187.6	6.31	77.2	0.46	clear	none
1300	3.00	0.60	40.57	21.1	1.02	188.1	6.31	77.2	4.18	clear	none
1305	3.50	0.70	40.78	19.6	1.03	180.5	6.31	88.1	1.12	clear	none
1310	3.75	0.75	40.86	20.9	1.01	185.9	6.31	89.0	0.83	clear	none
1315	4.00	0.80	40.84	21.4	0.96	189.0	6.31	90.1	1.62	clear	none

WELL CAPACITY (Gallons Per Foot): 0.75" = 0.02; 1" = 0.04; 1.25" = 0.06; 2" = 0.16; 3" = 0.37; 4" = 0.65; 5" = 1.02; 6" = 1.47; 12" = 5.88

SAMPLING DATA

SAMPLED BY (PRINT) / AFFILIATION: Emilia Torcellos / Arcadis	SAMPLER(S) SIGNATURE(S): Emilia L. Torcellos	SAMPLE TIME: 1320
PUMP OR TUBING DEPTH IN WELL (feet): 43.95	TUBING MATERIAL CODE: LDPE	FIELD-FILTERED: Y (N) Filtration Equipment Type: -- FILTER SIZE: -- µm
FIELD DECONTAMINATION: PUMP (Y) N	TUBING Y (N replaced)	DUPLICATE: Y (N)

SAMPLE CONTAINER SPECIFICATION				SAMPLE PRESERVATION (including wet ice)					
SAMPLE ID CODE	# CONTAINERS	MATERIAL CODE	VOLUME	PRESERVATIVE USED	TOTAL VOL ADDED IN FIELD (mL)	FINAL pH	INTENDED ANALYSIS AND/OR METHOD	SAMPLING EQUIPMENT CODE	SAMPLE PUMP FLOW RATE (gal per minute)
MW-50	4	AG	40 mL	HCL	40 mL x 4	6.31	6200	ESP	
MW-50	3	AG	40 mL	HCL	40 mL x 3	6.31	VPH	ESP	
MW-50	1	PE	250 mL	HNO_3	250 mL	6.31	Lead by 6010	ESP	

REMARKS:

MATERIAL CODES: AG = Amber Glass; CG = Clear Glass; HDPE = High Density Polyethylene; LDPE = Low Density Polyethylene; PP = Polypropylene; S = Silicone; T = Teflon; O = Other (Specify)

SAMPLING EQUIPMENT CODES: APP = After (Through) Peristaltic Pump; B = Bailer; BP = Bladder Pump; ESP = Electric Submersible Pump; RFPP = Reverse Flow Peristaltic Pump; SM = Straw Method (Tubing Gravity Drain); O = Other (Specify)

GROUNDWATER SAMPLING LOG

SITE NAME: 2020-L1-2448 Incident	SITE LOCATION: Huntersville, NC	PROJECT NUMBER: 60639876	WELL NAME: MW-51	DATE: 7/6/21
WELL DIAMETER (inches): 4	TUBING DIAMETER (inches): 3/8	WELL SCREEN INTERVAL DEPTH: 15 feet to 45 feet	DEPTH TO WATER (feet): 38.75	PUMP TYPE OR BAILER: ESP

1 WELL VOLUME = (TD - DTW) X WELL CAPACITY

(_____ ft. - _____ ft.) X _____ gal./ft. = _____ gallons

3 WELL VOLUMES = 1 WELL VOLUME X 3

_____ gal. X 3 = _____ gallons

PUMP DEPTH IN WELL (feet): 42	PURGING INITIATED AT: 1040	PURGING ENDED AT: 1130	TOTAL VOLUME PURGED (gallons): 3.2

TIME (military)	VOLUME PURGED (gallons)	PURGE RATE (gpm)	DEPTH TO WATER (feet)	TEMP. (°C)	DO (mg/L)	COND. (µS/cm)	pH (standard units)	ORP (mV)	TURB. (NTU)	COLOR (describe)	ODOR (describe)
STABILIZATION CRITERIA			<0.3 ft. drawdown	within 3%	within 10% or <0.5 mg/L	within 3%	± 0.1 unit	± 10 mV	within 10% or <10 NTU	--	--
1040	0		38.95	19.5	3.20	280.5	6.28	88.5	34.42	Clear	None
1045	0.07		38.76	19.5	3.06	281.4	6.19	94.4	28.05	"	"
1050	0.4		38.76	20.1	3.24	281.6	6.17	96.8	25.01	"	"
1055	0.5		38.76	20.2	8.26	280.8	6.15	101.0	22.77	"	"
1100	0.59		38.76	20.3	5.16	280.2	6.11	102.8	26.00	"	"
1105	0.7		38.96	19.5	3.28	280.3	6.10	102.4	28.41	"	"
1110	1.4		38.76	19.1	3.24	280.2	6.08	102.4	29.96	"	"
1115	2.3		38.76	19.1	3.22	280.0	6.07	103.5	32.94	"	"
1120	2.9		38.76	19.3	3.21	280.2	6.06	104.2	30.32	"	"

WELL CAPACITY (Gallons Per Foot): **0.75"** = 0.02; **1"** = 0.04; **1.25"** = 0.06; **2"** = 0.16; **3"** = 0.37; **4"** = 0.65; **5"** = 1.02; **6"** = 1.47; **12"** = 5.88

SAMPLING DATA

SAMPLED BY (PRINT) / AFFILIATION: T. DicKey / AECOM	SAMPLER(S) SIGNATURE(S): T. Dickey	SAMPLE TIME: 1125
PUMP OR TUBING DEPTH IN WELL (feet): 42	TUBING MATERIAL CODE: LDPE	FIELD-FILTERED: Y (N) Filtration Equipment Type: -- FILTER SIZE: -- µm

FIELD DECONTAMINATION: PUMP (Y) N TUBING Y (N (replaced)) DUPLICATE: Y (N)

SAMPLE CONTAINER SPECIFICATION				SAMPLE PRESERVATION (including wet ice)					
SAMPLE ID CODE	# CONTAINERS	MATERIAL CODE	VOLUME	PRESERVATIVE USED	TOTAL VOL ADDED IN FIELD (mL)	FINAL pH	INTENDED ANALYSIS AND/OR METHOD	SAMPLING EQUIPMENT CODE	SAMPLE PUMP FLOW RATE (gal per minute)
MW-51	4	AG	40 mL	HCL	40 mL x 4	≤ 2	6200	ESP	
↓	3	AG	40 mL	HCL	40 mL x 3	↓	VPH	↓	
↓	1	PE	250 mL	HNO_3	250 mL	↓	Lead by 6010	↓	

REMARKS:

MATERIAL CODES: **AG** = Amber Glass; **CG** = Clear Glass; **HDPE** = High Density Polyethylene; **LDPE** = Low Density Polyethylene; **PP** = Polypropylene; **S** = Silicone; **T** = Teflon; **O** = Other (Specify)

SAMPLING EQUIPMENT CODES: **APP** = After (Through) Peristaltic Pump; **B** = Bailer; **BP** = Bladder Pump; **ESP** = Electric Submersible Pump; **RFPP** = Reverse Flow Peristaltic Pump; **SM** = Straw Method (Tubing Gravity Drain); **O** = Other (Specify)

GROUNDWATER SAMPLING LOG

SITE NAME: 2020-L1-2448 Incident	SITE LOCATION: Huntersville, NC	PROJECT NUMBER: 60639876	WELL NAME: MW-52	DATE: 7/9/2021
WELL DIAMETER (inches): 4	TUBING DIAMETER (inches): 3/4	WELL SCREEN INTERVAL DEPTH: 27 feet to 57 feet	DEPTH TO WATER (feet): 34.45	PUMP TYPE OR BAILER: Monsoon

1 WELL VOLUME = (TD - DTW) X WELL CAPACITY

(57 ft. - 34.45 ft.) x 0.65 gal./ft. = 14.66 gallons

3 WELL VOLUMES = 1 WELL VOLUME X 3

14.66 gal. X 3 = 43.97 gallons

PUMP DEPTH IN WELL (feet): 2	PURGING INITIATED AT: 1315	PURGING ENDED AT: 1345	TOTAL VOLUME PURGED (gallons): 3.0

TIME (military)	VOLUME PURGED (gallons)	PURGE RATE (gpm)	DEPTH TO WATER (feet)	TEMP. (°C)	DO (mg/L)	COND. (µS/cm)	pH (standard units)	ORP (mV)	TURB (NTU)	COLOR (describe)	ODOR (describe)
STABILIZATION CRITERIA			<0.3 ft. drawdown	within 3%	within 10% or <0.5 mg/L	within 3%	± 0.1 unit	± 10 mV	within 10% or <10 NTU	--	--
1315	0.00	0.1	34.74	17.2	0.19	149.3	6.59	10.8	63.29	Clear	None
1320	0.5	"	34.97	17.7	0.10	153.8	6.63	0.0	67.46	"	"
1325	1.0	"	34.93	18.5	0.15	154.6	6.62	-5.1	63.74	"	"
1330	1.5	"	34.94	18.7	0.15	155.3	6.61	-9.7	70.88	"	"
1335	2.0	"	34.96	18.8	0.14	155.1	6.59	-9.1	54.12	"	"
1340	2.5	"	34.95	18.8	0.22	154.7	6.58	-6.3	53.96	"	"
1345	3.0	"	34.93	18.9	0.21	154.7	6.58	-10.0	54.77	"	"

AO

WELL CAPACITY (Gallons Per Foot): **0.75"** = 0.02; **1"** = 0.04; **1.25"** = 0.06; **2"** = 0.16; **3"** = 0.37; **4"** = 0.65; **5"** = 1.02; **6"** = 1.47; **12"** = 5.88

SAMPLING DATA

SAMPLED BY (PRINT) / AFFILIATION: Andrew O'Malia / AECOM	SAMPLER(S) SIGNATURE(S): AO'M	SAMPLE TIME: 1350
PUMP OR TUBING DEPTH IN WELL (feet):	TUBING MATERIAL CODE: LDPE	FIELD-FILTERED: Y (N) Filtration Equipment Type: -- FILTER SIZE: -- µm

FIELD DECONTAMINATION: PUMP (Y) N TUBING Y (N (replaced)) DUPLICATE: Y (N)

SAMPLE CONTAINER SPECIFICATION				SAMPLE PRESERVATION (including wet ice)					
SAMPLE ID CODE	# CONTAINERS	MATERIAL CODE	VOLUME	PRESERVATIVE USED	TOTAL VOL ADDED IN FIELD (mL)	FINAL pH	INTENDED ANALYSIS AND/OR METHOD	SAMPLING EQUIPMENT CODE	SAMPLE PUMP FLOW RATE (gal per minute)
MW-52	4	AG	40 mL	HCL	40 mL x 4	6.58	6200	ESP	0.1
"	3	AG	40 mL	HCL	40 mL x 3	"	VPH	"	"
"	1	PE	250 mL	HNO_3	250 mL	"	Lead by 6010	"	"

REMARKS:

MATERIAL CODES: **AG** = Amber Glass; **CG** = Clear Glass; **HDPE** = High Density Polyethylene; **LDPE** = Low Density Polyethylene; **PP** = Polypropylene; **S** = Silicone; **T** = Teflon; **O** = Other (Specify)

SAMPLING EQUIPMENT CODES: **APP** = After (Through) Peristaltic Pump; **B** = Bailer; **BP** = Bladder Pump; **ESP** = Electric Submersible Pump; **RFPP** = Reverse Flow Peristaltic Pump; **SM** = Straw Method (Tubing Gravity Drain); **O** = Other (Specify)

GROUNDWATER SAMPLING LOG

SITE NAME: 2020-L1-2448 Incident	SITE LOCATION: Huntersville, NC	PROJECT NUMBER: 60639876	WELL NAME: MW-53	DATE: 7/8/21
WELL DIAMETER (inches): 4"	TUBING DIAMETER (inches): 5/8"	WELL SCREEN INTERVAL DEPTH: 40 feet to 60 feet	DEPTH TO WATER (feet): 26.71	PUMP TYPE OR BAILER: ESP

1 WELL VOLUME = (TD - DTW) X WELL CAPACITY

(60 ft. - 26.71 ft.) X 0.65 gal./ft. = 21.63 gallons

3 WELL VOLUMES = 1 WELL VOLUME X 3

21.6 gal. X 3 = 64.8 gallons

PUMP DEPTH IN WELL (feet): ~ 27	PURGING INITIATED AT: 1520	PURGING ENDED AT:	TOTAL VOLUME PURGED (gallons):

TIME (military)	VOLUME PURGED (gallons)	PURGE RATE (gpm)	DEPTH TO WATER (feet)	TEMP. (°C)	DO (mg/L)	COND. (µS/cm)	pH (standard units)	ORP (mV)	TURB. (NTU)	COLOR (describe)	ODOR (describe)
STABILIZATION CRITERIA			<0.3 ft. drawdown	within 3%	within 10% or <0.5 mg/L	within 3%	± 0.1 unit	± 10 mV	within 10% or <10 NTU	-	-
1520	0	0.1	26.71	17.3	7.63	226.8	6.45	170.5	263.2	LT. TAN	NONE
1530	1.0	0.1	28.45	17.2	2.85	225.6	6.19	187.5	254.6	CLOUDY	SLIGHT PETRO ODOR
1540	2.0	0.1	28.71	18.1	4.21	228.4	6.34	180.7	167.3	CLOUDY	SL. PETRO ODOR
1550	3.0	0.1	28.73	18.1	2.33	227.0	6.32	185.1	80.42	CLEAR	SL. PETRO ODOR
1600	4.0	0.1	28.74	17.9	2.32	224.5	6.37	180.4	14.88	CLEAR	SL. PETRO ODOR
1610	5.0	0.1	28.74	18.1	2.32	224.6	6.38	180.6	5.99	CLEAR	SL. PETRO ODOR

WELL CAPACITY (Gallons Per Foot): **0.75"** = 0.02; **1"** = 0.04; **1.25"** = 0.06; **2"** = 0.16; **3"** = 0.37; **4"** = 0.65; **5"** = 1.02; **6"** = 1.47; **12"** = 5.88

SAMPLING DATA

SAMPLED BY (PRINT) / AFFILIATION: COLEMAN MARCHIN	SAMPLER(S) SIGNATURE(S):	SAMPLE TIME:
PUMP OR TUBING DEPTH IN WELL (feet):	TUBING MATERIAL CODE:	FIELD-FILTERED: Y (N) Filtration Equipment Type: -- FILTER SIZE: -- µm

FIELD DECONTAMINATION: PUMP Y N TUBING Y N (replaced) DUPLICATE: Y N

SAMPLE CONTAINER SPECIFICATION				SAMPLE PRESERVATION (including wet ice)			INTENDED ANALYSIS AND/OR METHOD	SAMPLING EQUIPMENT CODE	SAMPLE PUMP FLOW RATE (gal per minute)
SAMPLE ID CODE	# CONTAINERS	MATERIAL CODE	VOLUME	PRESERVATIVE USED	TOTAL VOL ADDED IN FIELD (mL)	FINAL pH			
	4	AG	40 mL	HCL	40 mL x 4		6200		
	3	AG	40 mL	HCL	40 mL x 3		VPH		
	1	PE	250 mL	HNO_3	250 mL		Lead by 6010		

REMARKS:

MATERIAL CODES: **AG** = Amber Glass; **CG** = Clear Glass; **HDPE** = High Density Polyethylene; **LDPE** = Low Density Polyethylene; **PP** = Polypropylene; **S** = Silicone; **T** = Teflon; **O** = Other (Specify)

SAMPLING EQUIPMENT CODES: **APP** = After (Through) Peristaltic Pump; **B** = Bailer; **BP** = Bladder Pump; **ESP** = Electric Submersible Pump; **RFPP** = Reverse Flow Peristaltic Pump; **SM** = Straw Method (Tubing Gravity Drain); **O** = Other (Specify)

GROUNDWATER SAMPLING LOG

SITE NAME: 2020-L1-2448 Incident	SITE LOCATION: Huntersville, NC	PROJECT NUMBER: 60639876	WELL NAME: MW-56	DATE: 7/9/2021
WELL DIAMETER (inches): 4	TUBING DIAMETER (inches): 3/4	WELL SCREEN INTERVAL DEPTH: 13.2 feet to 43.2 feet	DEPTH TO WATER (feet): 11.31	PUMP TYPE OR BAILER: Monsoon

1 WELL VOLUME = (TD - DTW) X WELL CAPACITY

(43.2 ft. - 11.31 ft.) x 0.65 gal./ft. = 20.7 gallons

3 WELL VOLUMES = 1 WELL VOLUME X 3

20.7 gal. X 3 = 62.19 gallons

PUMP DEPTH IN WELL (feet): 17	PURGING INITIATED AT: 0910	PURGING ENDED AT: 0950	TOTAL VOLUME PURGED (gallons): 4.0

TIME (military)	VOLUME PURGED (gallons)	PURGE RATE (gpm)	DEPTH TO WATER (feet)	TEMP (°C)	DO (mg/L)	COND. (µS/cm)	pH (standard units)	ORP (mV)	TURB. (NTU)	COLOR (describe)	ODOR (describe)
STABILIZATION CRITERIA			<0.3 ft. drawdown	within 3%	within 10% or <0.5 mg/L	within 3%	± 0.1 unit	± 10 mV	within 10% or <10 NTU	--	--
0910	0.00	0.1	11.69	16.8	4.36	130.1	6.16	294.7	28.30	Clear	None
0915	0.5		11.73	17.2	4.91	131.4	6.22	301.0	26.86		
0920	1.0		11.75	16.4	4.60	129.6	6.20	308.2	29.26		
0925	1.5		11.93	16.0	4.52	127.1	6.20	315.8	27.95		
0930	2.0		12.11	16.5	4.55	128.1	6.22	321.4	23.11		
0935	2.5		12.05	16.6	4.44	128.9	6.22	322.1	28.77		
0940	3.0		12.07	16.7	4.27	129.1	6.21	322.7	26.55		
0945	3.5		12.08	16.9	4.39	129.6	6.21	325.3	26.41		
0950	4.0		12.07	16.7	4.45	128.9	6.21	327.9	25.09		

AO

WELL CAPACITY (Gallons Per Foot): 0.75" = 0.02; 1" = 0.04; 1.25" = 0.06; 2" = 0.16; 3" = 0.37; 4" = 0.65; 5" = 1.02; 6" = 1.47; 12" = 5.88

SAMPLING DATA

SAMPLED BY (PRINT) / AFFILIATION: Andrew O'Malia / AECOM	SAMPLER(S) SIGNATURE(S): AO'M	SAMPLE TIME: 0955
PUMP OR TUBING DEPTH IN WELL (feet): 17	TUBING MATERIAL CODE: LDPE	FIELD-FILTERED: Y (N) Filtration Equipment Type: -- FILTER SIZE: -- µm
FIELD DECONTAMINATION: PUMP (Y) N	TUBING Y (N) (replaced)	DUPLICATE: (Y) N

SAMPLE CONTAINER SPECIFICATION				SAMPLE PRESERVATION (including wet ice)					
SAMPLE ID CODE	# CONTAINERS	MATERIAL CODE	VOLUME	PRESERVATIVE USED	TOTAL VOL ADDED IN FIELD (mL)	FINAL pH	INTENDED ANALYSIS AND/OR METHOD	SAMPLING EQUIPMENT CODE	SAMPLE PUMP FLOW RATE (gal per minute)
MW-56	4	AG	40 mL	HCL	40 mL x 4	6.21	6200	ESP	0.1
"	3	AG	40 mL	HCL	40 mL x 3	"	VPH	"	"
"	1	PE	250 mL	HNO_3	250 mL	"	Lead by 6010	"	"

REMARKS: DUP-1-20210709 collected.

MATERIAL CODES: **AG** = Amber Glass; **CG** = Clear Glass; **HDPE** = High Density Polyethylene; **LDPE** = Low Density Polyethylene; **PP** = Polypropylene; **S** = Silicone; **T** = Teflon; **O** = Other (Specify)

SAMPLING EQUIPMENT CODES: **APP** = After (Through) Peristaltic Pump; **B** = Bailer; **BP** = Bladder Pump; **ESP** = Electric Submersible Pump; **RFPP** = Reverse Flow Peristaltic Pump; **SM** = Straw Method (Tubing Gravity Drain); **O** = Other (Specify)

GROUNDWATER SAMPLING LOG

SITE NAME: 2020-L1-2448 Incident	SITE LOCATION: Huntersville, NC	PROJECT NUMBER: 60639876	WELL NAME: MW-57	DATE: 7/8/2021
WELL DIAMETER (inches): 2	TUBING DIAMETER (inches): 3/4	WELL SCREEN INTERVAL DEPTH: 13 feet to 48 feet	DEPTH TO WATER (feet): 11.92	PUMP TYPE OR BAILER: Monsoon

1 WELL VOLUME = (TD - DTW) X WELL CAPACITY

(48 ft. - 11.92 ft.) X 0.16 gal./ft. = 5.77 gallons

3 WELL VOLUMES = 1 WELL VOLUME X 3

5.77 gal. X 3 = 17.32 gallons

PUMP DEPTH IN WELL (feet): 20	PURGING INITIATED AT: 1210	PURGING ENDED AT: 1230	TOTAL VOLUME PURGED (gallons): 2.0

TIME (military)	VOLUME PURGED (gallons)	PURGE RATE (gpm)	DEPTH TO WATER (feet)	TEMP (°C)	DO (mg/L)	COND (µS/cm)	pH (standard units)	ORP (mV)	TURB (NTU)	COLOR (describe)	ODOR (describe)
STABILIZATION CRITERIA			<0.3 ft. drawdown	within 3%	within 10% or <0.5 mg/L	within 3%	± 0.1 unit	± 10 mV	within 10% or <10 NTU	--	--
1210	0.00	0.1	12.28	15.8	4.17	125.7	6.07	304.7	33.79	Clear	None
1215	0.5	"	12.17	16.4	3.96	126.0	6.21	296.4	28.87	"	"
1220	1.0	"	12.16	16.4	3.92	126.1	6.21	296.3	31.18	"	"
1225	1.5	"	12.15	16.4	4.02	126.2	6.21	296.8	28.91	"	"
1230	2.0	"	12.15	16.3	3.91	126.7	6.20	297.2	28.51	"	"

AO

WELL CAPACITY (Gallons Per Foot): 0.75" = 0.02; 1" = 0.04; 1.25" = 0.06, 2" = 0.16; 3" = 0.37; 4" = 0.65; 5" = 1.02; 6" = 1.47; 12" = 5.88

SAMPLING DATA

SAMPLED BY (PRINT) / AFFILIATION: Andrew O'Malia / AECOM	SAMPLER(S) SIGNATURE(S): AO'M	SAMPLE TIME: 1235
PUMP OR TUBING DEPTH IN WELL (feet): 20	TUBING MATERIAL CODE: LDPE	FIELD-FILTERED: Y (N) Filtration Equipment Type: -- FILTER SIZE: -- µm
FIELD DECONTAMINATION: PUMP (Y) N	TUBING Y (N) (replaced)	DUPLICATE: Y (N)

SAMPLE CONTAINER SPECIFICATION				SAMPLE PRESERVATION (including wet ice)			INTENDED ANALYSIS AND/OR METHOD	SAMPLING EQUIPMENT CODE	SAMPLE PUMP FLOW RATE (gal per minute)
SAMPLE ID CODE	# CONTAINERS	MATERIAL CODE	VOLUME	PRESERVATIVE USED	TOTAL VOL ADDED IN FIELD (mL)	FINAL pH			
MW-57	4	AG	40 mL	HCL	40 mL x 4	6.20	6200	ESP	0.1
"	3	AG	40 mL	HCL	40 mL x 3	"	VPH	"	"
"	1	PE	250 mL	HNO_3	250 mL	"	Lead by 6010	"	"

REMARKS:

MATERIAL CODES: **AG** = Amber Glass; **CG** = Clear Glass; **HDPE** = High Density Polyethylene; **LDPE** = Low Density Polyethylene; **PP** = Polypropylene; **S** = Silicone; **T** = Teflon; **O** = Other (Specify)

SAMPLING EQUIPMENT CODES: **APP** = After (Through) Peristaltic Pump; **B** = Bailer; **BP** = Bladder Pump; **ESP** = Electric Submersible Pump; **RFPP** = Reverse Flow Peristaltic Pump; **SM** = Straw Method (Tubing Gravity Drain); **O** = Other (Specify)

GROUNDWATER SAMPLING LOG

SITE NAME: 2020-L1-2448 Incident	SITE LOCATION: Huntersville, NC	PROJECT NUMBER: 60639876	WELL NAME: MW-57D	DATE: 7/8/2021
WELL DIAMETER (inches): 2	TUBING DIAMETER (inches): 3/8	WELL SCREEN INTERVAL DEPTH: 98 feet to 108 feet	DEPTH TO WATER (feet): 12.21	PUMP TYPE OR BAILER: Monsoon

1 WELL VOLUME = (TD - DTW) X WELL CAPACITY
(108 ft. - 12.21 ft.) x 0.16 gal./ft. = 15.33 gallons

3 WELL VOLUMES = 1 WELL VOLUME X 3
15.33 gal. X 3 = 45.99 gallons

PUMP DEPTH IN WELL (feet): 103	PURGING INITIATED AT: 1325	PURGING ENDED AT: 1500	TOTAL VOLUME PURGED (gallons): 2.0

TIME (military)	VOLUME PURGED (gallons)	PURGE RATE (gpm)	DEPTH TO WATER (feet)	TEMP (°C)	DO (mg/L)	COND. (µS/cm)	pH (standard units)	ORP (mV)	TURB. (NTU)	COLOR (describe)	ODOR (describe)
STABILIZATION CRITERIA			<0.3 ft. drawdown	within 3%	within 10% or <0.5 mg/L	within 3%	± 0.1 unit	± 10 mV	within 10% or <10 NTU	--	--
1325	0.00	0.1	12.27	16.0	0.33	206.9	8.64	246.4	36.73	Clear	None
1330	0.5		14.38	17.0	0.31	212.2	8.79	213.7	254.3	Cloudy white	
1335	1.0		15.22	17.1	0.59	212.8	8.83	201.7	206.8		
1340	1.5		15.91	17.2	0.63	213.5	8.74	190.9	199.4		
1345	2.0		17.30	17.2	0.36	213.0	8.75	178.0	145.8		
1350	2.5		18.09	17.1	0.55	212.7	8.74	171.9	131.0		
1355	3.0		18.49	17.7	0.42	213.4	8.76	164.4	117.1		
1400	3.5		21.09	15.6	0.38	203.4	8.62	162.9	101.7		
1405	4.0		22.82	16.1	0.28	205.5	8.75	148.7	82.29		
1410	4.5		25.75	16.4	0.27	206.8	8.72	142.3	72.56	Clear	
1415	5.0		26.95	16.4	0.28	206.6	8.75	135.8	72.68		
1420	5.5		28.91	16.1	0.34	204.6	8.74	132.4	71.53		
1425	6.0		29.78	16.5	0.33	206.2	8.79	127.2	73.86		
1430	6.5		30.35	16.7	0.36	212.1	8.80	123.7	66.53		
1435	7.0		30.53	16.9	0.37	211.7	8.79	123.1	64.94		
1440	7.5		30.82	17.1	0.31	210.1	8.77	122.5	65.72		
1445	8.0		30.99	17.2	0.34	211.3	8.77	121.0	71.60		
1450	8.5		31.09	17.2	0.37	211.3	8.76	120.4	57.64		
1455	9.0		31.18	17.4	0.41	211.7	8.75	119.6	55.30		
1500	9.5		31.25	17.5	0.39	212.1	8.75	118.3	55.54		
					AG						

WELL CAPACITY (Gallons Per Foot): 0.75" = 0.02; 1" = 0.04; 1.25" = 0.06; 2" = 0.16; 3" = 0.37; 4" = 0.65; 5" = 1.02; 6" = 1.47; 12" = 5.88

SAMPLING DATA

SAMPLED BY (PRINT) / AFFILIATION: Andrew O'Malia / AECOM	SAMPLER(S) SIGNATURE(S): A O'M	SAMPLE TIME: 1505
PUMP OR TUBING DEPTH IN WELL (feet): 20	TUBING MATERIAL CODE: LDPE	FIELD-FILTERED: Y (N) Filtration Equipment Type: -- FILTER SIZE: -- µm
FIELD DECONTAMINATION: PUMP (Y) N	TUBING Y (N replaced)	DUPLICATE: Y (N)

SAMPLE CONTAINER SPECIFICATION				SAMPLE PRESERVATION (including wet ice)					
SAMPLE ID CODE	# CONTAINERS	MATERIAL CODE	VOLUME	PRESERVATIVE USED	TOTAL VOL ADDED IN FIELD (mL)	FINAL pH	INTENDED ANALYSIS AND/OR METHOD	SAMPLING EQUIPMENT CODE	SAMPLE PUMP FLOW RATE (gal per minute)
(MW-57D)	4	AG	40 mL	HCL	40 mL x 4	8.75	6200	ESP	0.1
"	3	AG	40 mL	HCL	40 mL x 3	"	VPH	"	"
"	1	PE	250 mL	HNO_3	250 mL	"	Lead by 6010	"	"

REMARKS:

MATERIAL CODES: AG = Amber Glass; CG = Clear Glass; HDPE = High Density Polyethylene; LDPE = Low Density Polyethylene; PP = Polypropylene; S = Silicone; T = Teflon; O = Other (Specify)

SAMPLING EQUIPMENT CODES: APP = After (Through) Peristaltic Pump; B = Bailer; BP = Bladder Pump; ESP = Electric Submersible Pump; RFPP = Reverse Flow Peristaltic Pump; SM = Straw Method (Tubing Gravity Drain); O = Other (Specify)

GROUNDWATER SAMPLING LOG

SITE NAME: 2020-L1-2448 Incident	SITE LOCATION: Huntersville, NC	PROJECT NUMBER: 60639876	WELL NAME: MW-58	DATE: 7/9/21
WELL DIAMETER (inches): 4	TUBING DIAMETER (inches): 3/8	WELL SCREEN INTERVAL DEPTH: 23 feet to 53 feet	DEPTH TO WATER (feet): 28.65	PUMP TYPE OR BAILER: ESP

1 WELL VOLUME = (TD - DTW) X WELL CAPACITY

(_____ ft. - _____ ft.) X _____ gal./ft. = _____ gallons

3 WELL VOLUMES = 1 WELL VOLUME X 3

_____ gal. X 3 = _____ gallons

PUMP DEPTH IN WELL (feet): 49	PURGING INITIATED AT: 1235	PURGING ENDED AT: 1350	TOTAL VOLUME PURGED (gallons): 6.6

TIME (military)	VOLUME PURGED (gallons)	PURGE RATE (gpm)	DEPTH TO WATER (feet)	TEMP. (°C)	DO (mg/L)	COND (µS/cm)	pH (standard units)	ORP (mV)	TURB (NTU)	COLOR (describe)	ODOR (describe)
STABILIZATION CRITERIA			<0.3 ft. drawdown	within 3%	within 10% or <0.5 mg/L	within 3%	± 0.1 unit	± 10 mV	within 10% or <10 NTU	–	–
1235	0		28.65	18.1	4.92	115.6	6.18	43.5	61.87	Clear	None
1240	0.5		28.65	17.3	4.85	115.8	6.13	56.6	54.53	"	"
1245	1.1		28.65	17.6	4.68	114.7	5.95	83.6	45.18	"	"
1250	1.6		28.65	17.3	4.56	108.3	5.65	106.0	37.07	"	"
1255	2.2		28.65	16.7	4.67	108.3	5.64	108.1	28.24	"	"
1300	2.7		28.65	16.9	4.81	107.5	5.60	110.3	16.16	"	"
1305	3.2		28.65	17.7	4.74	107.9	5.64	109.5	10.21	"	"
1310	3.7		28.65	17.8	4.63	106.8	5.70	106.4	7.57	"	"
1315	4.1		28.65	17.9	4.10	1062	5.72	105.9	8.32	"	"
1320	4.6		28.65	17.8	4.81	106.3	5.75	104.8	9.16	"	"

WELL CAPACITY (Gallons Per Foot): 0.75" = 0.02; 1" = 0.04; 1.25" = 0.06; 2" = 0.16; 3" = 0.37; 4" = 0.65; 5" = 1.02; 6" = 1.47; 12" = 5.88

SAMPLING DATA

SAMPLED BY (PRINT) / AFFILIATION: T. Dickey / AECOM	SAMPLER(S) SIGNATURE(S):	SAMPLE TIME: 1345
PUMP OR TUBING DEPTH IN WELL (feet): 49	TUBING MATERIAL CODE: LDPE	FIELD-FILTERED: Y (N) Filtration Equipment Type: – FILTER SIZE: – µm

FIELD DECONTAMINATION: PUMP (Y) N TUBING Y (N (replaced)) DUPLICATE: Y (N)

SAMPLE CONTAINER SPECIFICATION				SAMPLE PRESERVATION (including wet ice)					
SAMPLE ID CODE	# CONTAINERS	MATERIAL CODE	VOLUME	PRESERVATIVE USED	TOTAL VOL ADDED IN FIELD (mL)	FINAL pH	INTENDED ANALYSIS AND/OR METHOD	SAMPLING EQUIPMENT CODE	SAMPLE PUMP FLOW RATE (gal per minute)
MW-58	4	AG	40 mL	HCL	40 mL x 4	5.75	6200	ESP	
↓	3	AG	40 mL	HCL	40 mL x 3	↓	VPH	↓	
↓	1	PE	250 mL	HNO_3	250 mL	↓	Lead by 6010	↓	

REMARKS:

MATERIAL CODES: AG = Amber Glass; CG = Clear Glass; HDPE = High Density Polyethylene; LDPE = Low Density Polyethylene; PP = Polypropylene; S = Silicone; T = Teflon; O = Other (Specify)

SAMPLING EQUIPMENT CODES: APP = After (Through) Peristaltic Pump; B = Bailer; BP = Bladder Pump; ESP = Electric Submersible Pump; RFPP = Reverse Flow Peristaltic Pump; SM = Straw Method (Tubing Gravity Drain); O = Other (Specify)

GROUNDWATER SAMPLING LOG

SITE NAME: 2020-L1-2448 Incident	SITE LOCATION: Huntersville, NC	PROJECT NUMBER: 60639876	WELL NAME: MW-59	DATE: 7/9/21
WELL DIAMETER (inches): 4	TUBING DIAMETER (inches): 3/8	WELL SCREEN INTERVAL DEPTH: 22.9 feet to 52.9 feet	DEPTH TO WATER (feet): 30.62	PUMP TYPE OR BAILER: ESP

1 WELL VOLUME = (TD - DTW) X WELL CAPACITY

(_____ ft. - _____ ft.) X _____ gal./ft. = _____ gallons

3 WELL VOLUMES = 1 WELL VOLUME X 3

_____ gal. X 3 = _____ gallons

PUMP DEPTH IN WELL (feet): 49	PURGING INITIATED AT: 1120	PURGING ENDED AT: 1205	TOTAL VOLUME PURGED (gallons): 5.5

TIME (military)	VOLUME PURGED (gallons)	PURGE RATE (gpm)	DEPTH TO WATER (feet)	TEMP. (°C)	DO (mg/L)	COND. (µS/cm)	pH (standard units)	ORP (mV)	TURB. (NTU)	COLOR (describe)	ODOR (describe)
STABILIZATION CRITERIA			<0.3 ft. drawdown	within 3%	within 10% or <0.5 mg/L	within 3%	± 0.1 unit	± 10 mV	within 10% or <10 NTU	--	--
1120	0		30.62	16.9	5.25	107.3	6.19	45.8	26.98	Clear	None
1125	0.6		30.65	17.2	5.28	106.7	5.76	103.3	21.01	"	"
1130	1.2		30.65	17.1	5.29	106.4	5.67	110.7	22.42	"	"
1135	1.8		30.65	17.3	5.22	105.5	5.57	118.6	12.55	"	"
1140	2.3		30.65	18.0	5.20	106.1	5.60	119.4	10.15	"	"
1145	2.9		30.65	16.8	5.10	106.6	5.59	120.5	8.75	"	"
1150	3.5		30.65	16.9	5.05	106.8	5.57	121.5	9.44	"	"
1155	4.1		30.65	16.9	5.14	106.5	5.58	121.6	8.87	"	"

WELL CAPACITY (Gallons Per Foot): **0.75"** = 0.02; **1"** = 0.04; **1.25"** = 0.06; **2"** = 0.16; **3"** = 0.37; **4"** = 0.65; **5"** = 1.02; **6"** = 1.47; **12"** = 5.88

SAMPLING DATA

SAMPLED BY (PRINT) / AFFILIATION: T. Dickey / AECOM	SAMPLER(S) SIGNATURE(S):	SAMPLE TIME: 1200
PUMP OR TUBING DEPTH IN WELL (feet):	TUBING MATERIAL CODE: LDPE	FIELD-FILTERED: Y (N) Filtration Equipment Type: -- FILTER SIZE: -- µm
FIELD DECONTAMINATION: PUMP (Y) N	TUBING Y (N (replaced))	DUPLICATE: Y (N)

SAMPLE CONTAINER SPECIFICATION				SAMPLE PRESERVATION (including wet ice)					
SAMPLE ID CODE	# CONTAINERS	MATERIAL CODE	VOLUME	PRESERVATIVE USED	TOTAL VOL ADDED IN FIELD (mL)	FINAL pH	INTENDED ANALYSIS AND/OR METHOD	SAMPLING EQUIPMENT CODE	SAMPLE PUMP FLOW RATE (gal per minute)
MW-59	4	AG	40 mL	HCL	40 mL x 4	5.58	6200	ESP	
↓	3	AG	40 mL	HCL	40 mL x 3	↓	VPH	↓	
↓	1	PE	250 mL	HNO_3	250 mL	↓	Lead by 6010	↓	

REMARKS:

MATERIAL CODES: **AG** = Amber Glass; **CG** = Clear Glass; **HDPE** = High Density Polyethylene; **LDPE** = Low Density Polyethylene; **PP** = Polypropylene; **S** = Silicone; **T** = Teflon; **O** = Other (Specify)

SAMPLING EQUIPMENT CODES: **APP** = After (Through) Peristaltic Pump; **B** = Bailer; **BP** = Bladder Pump; **ESP** = Electric Submersible Pump; **RFPP** = Reverse Flow Peristaltic Pump; **SM** = Straw Method (Tubing Gravity Drain); **O** = Other (Specify)

GROUNDWATER SAMPLING LOG

SITE NAME: 2020-L1-2448 Incident	SITE LOCATION: Huntersville, NC	PROJECT NUMBER: 60639876	WELL NAME: MW-59D	DATE: 7/9/21
WELL DIAMETER (inches): 2"	TUBING DIAMETER (inches): 3/8	WELL SCREEN INTERVAL DEPTH: 128.50 feet to 138.50 feet	DEPTH TO WATER (feet): 142.83	PUMP TYPE OR BAILER: Mega Monsoon

1 WELL VOLUME = (TD - DTW) X WELL CAPACITY

(159.60 ft. - 142.83 ft.) X 0.16 gal./ft. = 2.69 gallons

3 WELL VOLUMES = 1 WELL VOLUME X 3

2.69 gal. X 3 = 8.07 gallons

PUMP DEPTH IN WELL (feet): 152	PURGING INITIATED AT: 1125	PURGING ENDED AT: 1138	TOTAL VOLUME PURGED (gallons): 1.3

TIME (military)	VOLUME PURGED (gallons)	PURGE RATE (gpm)	DEPTH TO WATER (feet)	TEMP. (°C)	DO (mg/L)	COND. (µS/cm)	pH (standard units)	ORP (mV)	TURB. (NTU)	COLOR (describe)	ODOR (describe)
STABILIZATION CRITERIA			<0.3 ft. drawdown	within 3%	within 10% or <0.5 mg/L	within 3%	± 0.1 unit	± 10 mV	within 10% or <10 NTU	–	–
1130	0.5			24.1	3.74	8590	12.98	32.9	36.46	White/clear	None
1135	1.0			20.2	3.42	8524	12.94	34.1	31.47		
DRY	1.3										

WELL CAPACITY (Gallons Per Foot): 0.75" = 0.02; 1" = 0.04; 1.25" = 0.06; 2" = 0.16; 3" = 0.37; 4" = 0.65; 5" = 1.02; 6" = 1.47; 12" = 5.88

SAMPLING DATA

SAMPLED BY (PRINT) / AFFILIATION: Mike deKozlowski	SAMPLER(S) SIGNATURE(S): Mike deKozlowski	SAMPLE TIME: 1220
PUMP OR TUBING DEPTH IN WELL (feet): 152	TUBING MATERIAL CODE: LDPE	FIELD-FILTERED: Y (N) Filtration Equipment Type: – FILTER SIZE: – µm
FIELD DECONTAMINATION: PUMP (Y) N	TUBING Y (N replaced)	DUPLICATE: Y (N)

SAMPLE CONTAINER SPECIFICATION				SAMPLE PRESERVATION (including wet ice)					
SAMPLE ID CODE	# CONTAINERS	MATERIAL CODE	VOLUME	PRESERVATIVE USED	TOTAL VOL ADDED IN FIELD (mL)	FINAL pH	INTENDED ANALYSIS AND/OR METHOD	SAMPLING EQUIPMENT CODE	SAMPLE PUMP FLOW RATE (gal per minute)
MW-59D	4	AG	40 mL	HCL	40 mL x 4		6200	ESP/B	0.1
	3	AG	40 mL	HCL	40 mL x 3		VPH		
	1	PE	250 mL	HNO_3	250 mL		Lead by 6010		

REMARKS:

Pump not pulling water @ 155' raised to 152'. Well ran dry after 1.3 gal. Recharged for 45 mins and sampled via bailer

MATERIAL CODES: AG = Amber Glass; CG = Clear Glass; HDPE = High Density Polyethylene; LDPE = Low Density Polyethylene; PP = Polypropylene; S = Silicone; T = Teflon; O = Other (Specify)

SAMPLING EQUIPMENT CODES: APP = After (Through) Peristaltic Pump; B = Bailer; BP = Bladder Pump; ESP = Electric Submersible Pump; RFPP = Reverse Flow Peristaltic Pump; SM = Straw Method (Tubing Gravity Drain); O = Other (Specify)

GROUNDWATER SAMPLING LOG

SITE NAME: 2020-L1-2448 Incident	SITE LOCATION: Huntersville, NC	PROJECT NUMBER: 60639876	WELL NAME: MW-60	DATE: 7/6/2021
WELL DIAMETER (inches): 4	TUBING DIAMETER (inches): 3/8	WELL SCREEN INTERVAL DEPTH: 26.95 feet to 46.95 feet	DEPTH TO WATER (feet): 32.74	PUMP TYPE OR BAILER: monsoon pump

1 WELL VOLUME = (TD - DTW) X WELL CAPACITY

(46.95 ft. - 32.74 ft.) X 0.65 gal./ft. = 9.24 gallons

3 WELL VOLUMES = 1 WELL VOLUME X 3

9.24 gal. X 3 = 27.72 gallons

PUMP DEPTH IN WELL (feet): 41	PURGING INITIATED AT: 1332	PURGING ENDED AT: 1412	TOTAL VOLUME PURGED (gallons): 6.5

TIME (military)	VOLUME PURGED (gallons)	PURGE RATE (gpm)	DEPTH TO WATER (feet)	TEMP. (°C)	DO (mg/L)	COND. (µS/cm)	pH (standard units)	ORP (mV)	TURB. (NTU)	COLOR (describe)	ODOR (describe)
STABILIZATION CRITERIA			<0.3 ft. drawdown	within 3%	within 10% or <0.5 mg/L	within 3%	± 0.1 unit	± 10 mV	within 10% or <10 NTU	–	–
1332	D	0.163	32.74	18.0	11.76	106.7	6.57	185.7	4.02	clear	none
1337	0.81		33.52	17.8	9.00	105.6	5.58	216.0	2.84		
1342	1.63		33.77	17.8	8.61	105.5	5.64	213.5	2.64		
1347	2.44		34.06	17.4	8.94	105.0	5.73	211.9	2.47		
1352	3.25		34.14	17.5	8.75	106.1	5.97	203.8	2.61		
1357	4.06		34.23	17.6	8.71	106.5	5.80	211.1	2.82		
1402	4.88		34.34	17.7	8.61	107.2	5.87	207.5	3.55		
1407	5.69		34.48	17.6	8.65	107.6	5.92	207.2	3.80		
1412	6.5		34.55	17.6	8.36	108.2	5.93	205.9	3.92		

WELL CAPACITY (Gallons Per Foot): 0.75" = 0.02; 1" = 0.04; 1.25" = 0.06; 2" = 0.16; 3" = 0.37; 4" = 0.65; 5" = 1.02; 6" = 1.47; 12" = 5.88

SAMPLING DATA

SAMPLED BY (PRINT) / AFFILIATION: Emily Love / AECOM	SAMPLER(S) SIGNATURE(S): Emily R. Love	SAMPLE TIME: 1412
PUMP OR TUBING DEPTH IN WELL (feet): 41	TUBING MATERIAL CODE: LDPE	FIELD-FILTERED: Y (N) Filtration Equipment Type: – FILTER SIZE: – µm
FIELD DECONTAMINATION: PUMP (Y) N	TUBING Y (N (replaced))	DUPLICATE: Y (N)

SAMPLE CONTAINER SPECIFICATION				SAMPLE PRESERVATION (including wet ice)					
SAMPLE ID CODE	# CONTAINERS	MATERIAL CODE	VOLUME	PRESERVATIVE USED	TOTAL VOL ADDED IN FIELD (mL)	FINAL pH	INTENDED ANALYSIS AND/OR METHOD	SAMPLING EQUIPMENT CODE	SAMPLE PUMP FLOW RATE (gal per minute)
MW-60	4	AG	40 mL	HCL	40 mL x 4	5.93	6200	ESP	0.163
	3	AG	40 mL	HCL	40 mL x 3		VPH		
	1	PE	250 mL	HNO_3	250 mL		Lead by 6010		

REMARKS:

MATERIAL CODES: **AG** = Amber Glass; **CG** = Clear Glass; **HDPE** = High Density Polyethylene; **LDPE** = Low Density Polyethylene; **PP** = Polypropylene; **S** = Silicone; **T** = Teflon; **O** = Other (Specify)

SAMPLING EQUIPMENT CODES: **APP** = After (Through) Peristaltic Pump; **B** = Bailer; **BP** = Bladder Pump; **ESP** = Electric Submersible Pump; **RFPP** = Reverse Flow Peristaltic Pump; **SM** = Straw Method (Tubing Gravity Drain); **O** = Other (Specify)

GROUNDWATER SAMPLING LOG

SITE NAME: 2020-L1-2448 Incident	SITE LOCATION: Huntersville, NC	PROJECT NUMBER: 60639876	WELL NAME: MW-61D	DATE: 7/9/21
WELL DIAMETER (inches): 2	TUBING DIAMETER (inches): 3/8	WELL SCREEN INTERVAL DEPTH: 96.5 feet to 106.5 feet	DEPTH TO WATER (feet): 54.69	PUMP TYPE OR BAILER: ESP

1 WELL VOLUME = (TD - DTW) X WELL CAPACITY

(_____ ft. - _____ ft.) X _____ gal./ft. = _____ gallons

3 WELL VOLUMES = 1 WELL VOLUME X 3

_____ gal. X 3 = _____ gallons

PUMP DEPTH IN WELL (feet): 100	PURGING INITIATED AT: 0825	PURGING ENDED AT: 0915	TOTAL VOLUME PURGED (gallons): 4.1

TIME (military)	VOLUME PURGED (gallons)	PURGE RATE (gpm)	DEPTH TO WATER (feet)	TEMP. (°C)	DO (mg/L)	COND. (µS/cm)	pH (standard units)	ORP (mV)	TURB. (NTU)	COLOR (describe)	ODOR (describe)
STABILIZATION CRITERIA			<0.3 ft. drawdown	within 3%	within 10% or <0.5 mg/L	within 3%	± 0.1 unit	± 10 mV	within 10% or <10 NTU	--	--
0825	0		54.69	18.4	3.57	220.2	6.52	74.9	40.18	Clear	None
0830	0.3		54.69	18.4	3.56	221.5	5.91	96.5	81.01	Clear	None
0835	0.7		54.69	18.2	3.79	219.5	5.84	101.7	26.92	Clear	None
0840	1.1		54.69	18.3	4.14	214.3	5.85	102.1	20.20	"	"
0845	1.5		54.69	18.9	4.17	210.6	5.89	98.9	17.78	"	"
0850	1.9		54.69	18.5	4.29	211.0	5.92	97.6	5.70	"	"
0855	2.4		54.69	18.2	4.30	210.6	5.93	97.9	2.22	"	"
0900	2.9		54.69	18.1	4.23	208.8	5.92	98.0	2.09	"	"

WELL CAPACITY (Gallons Per Foot): **0.75"** = 0.02; **1"** = 0.04; **1.25"** = 0.06; **2"** = 0.16; **3"** = 0.37; **4"** = 0.65; **5"** = 1.02; **6"** = 1.47; **12"** = 5.88

SAMPLING DATA

SAMPLED BY (PRINT) / AFFILIATION: Tim Dickey / AECOM	SAMPLER(S) SIGNATURE(S):	SAMPLE TIME: 0910
PUMP OR TUBING DEPTH IN WELL (feet): 100	TUBING MATERIAL CODE: LDPE	FIELD-FILTERED: Y (N) Filtration Equipment Type: -- FILTER SIZE: -- µm
FIELD DECONTAMINATION: PUMP (Y) N	TUBING Y (N (replaced))	DUPLICATE: Y (N)

SAMPLE CONTAINER SPECIFICATION				SAMPLE PRESERVATION (including wet ice)			INTENDED ANALYSIS AND/OR METHOD	SAMPLING EQUIPMENT CODE	SAMPLE PUMP FLOW RATE (gal per minute)
SAMPLE ID CODE	# CONTAINERS	MATERIAL CODE	VOLUME	PRESERVATIVE USED	TOTAL VOL ADDED IN FIELD (mL)	FINAL pH			
MW-61D	4	AG	40 mL	HCL	40 mL x 4	5.92	6200	ESP	
"	3	AG	40 mL	HCL	40 mL x 3	"	VPH	"	
"	1	PE	250 mL	HNO_3	250 mL	"	Lead by 6010	"	

REMARKS:

MATERIAL CODES: **AG** = Amber Glass; **CG** = Clear Glass; **HDPE** = High Density Polyethylene; **LDPE** = Low Density Polyethylene; **PP** = Polypropylene; **S** = Silicone; **T** = Teflon; **O** = Other (Specify)

SAMPLING EQUIPMENT CODES: **APP** = After (Through) Peristaltic Pump; **B** = Bailer; **BP** = Bladder Pump; **ESP** = Electric Submersible Pump; **RFPP** = Reverse Flow Peristaltic Pump; **SM** = Straw Method (Tubing Gravity Drain); **O** = Other (Specify)

GROUNDWATER SAMPLING LOG

SITE NAME: 2020-L1-2448 Incident	SITE LOCATION: Huntersville, NC	PROJECT NUMBER: 60639876	WELL NAME: MW-~~86~~ 62	DATE: 07/07/21
WELL DIAMETER (inches): 4"	TUBING DIAMETER (inches): —	WELL SCREEN INTERVAL DEPTH: 28.77 feet to 38.77 feet	DEPTH TO WATER (feet): 35.85	PUMP TYPE OR BAILER: —

1 WELL VOLUME = (TD - DTW) X WELL CAPACITY
(38.77 ft. - 35.85 ft.) X 0.65 gal./ft. = 1.90 gallons

3 WELL VOLUMES = 1 WELL VOLUME X 3
1.90 gal. X 3 = 5.70 gallons

PUMP DEPTH IN WELL (feet): — bailed	PURGING INITIATED AT: 11:15	PURGING ENDED AT: 1120	TOTAL VOLUME PURGED (gallons): 2

TIME (military)	VOLUME PURGED (gallons)	PURGE RATE (gpm)	DEPTH TO WATER (feet)	TEMP. (°C)	DO (mg/L)	COND. (µS/cm)	pH (standard units)	ORP (mV)	TURB. (NTU)	COLOR (describe)	ODOR (describe)
STABILIZATION CRITERIA			<0.3 ft. drawdown	within 3%	within 10% or <0.5 mg/L	within 3%	± 0.1 unit	± 10 mV	within 10% or <10 NTU	–	–
1120	2	bailed	35.85	19.6	8.83	297.8	6.51	172.2	500.9	brown	none

WELL CAPACITY (Gallons Per Foot): 0.75" = 0.02; 1" = 0.04; 1.25" = 0.06; 2" = 0.16; 3" = 0.37; 4" = 0.65; 5" = 1.02; 6" = 1.47; 12" = 5.88

SAMPLING DATA

SAMPLED BY (PRINT) / AFFILIATION: Emilio Torrellas/AECOM	SAMPLER(S) SIGNATURE(S): Emilio A. Torrellas	SAMPLE TIME: 1130
PUMP OR TUBING DEPTH IN WELL (feet): —	TUBING MATERIAL CODE: —	FIELD-FILTERED: Y (N) FILTER SIZE: — µm Filtration Equipment Type: —
FIELD DECONTAMINATION: PUMP Y (N)	TUBING Y (N) (replaced)	DUPLICATE: Y (N)

SAMPLE CONTAINER SPECIFICATION				SAMPLE PRESERVATION (including wet ice)			INTENDED ANALYSIS AND/OR METHOD	SAMPLING EQUIPMENT CODE	SAMPLE PUMP FLOW RATE (gal per minute)
SAMPLE ID CODE	# CONTAINERS	MATERIAL CODE	VOLUME	PRESERVATIVE USED	TOTAL VOL ADDED IN FIELD (mL)	FINAL pH			
MW-62	4	AG	40 mL	HCL	40 mL x 4	6.51	6200	ESP	
MW-62	3	AG	40 mL	HCL	40 mL x 3	6.51	VPH	ESP	
MW-62	1	PE	250 mL	HNO_3	250 mL	6.51	Lead by 6010	ESP	

REMARKS:

MATERIAL CODES: AG = Amber Glass; CG = Clear Glass; HDPE = High Density Polyethylene; LDPE = Low Density Polyethylene; PP = Polypropylene; S = Silicone; T = Teflon; O = Other (Specify)

SAMPLING EQUIPMENT CODES: APP = After (Through) Peristaltic Pump; B = Bailer; BP = Bladder Pump; ESP = Electric Submersible Pump; RFPP = Reverse Flow Peristaltic Pump; SM = Straw Method (Tubing Gravity Drain); O = Other (Specify)

GROUNDWATER SAMPLING LOG

SITE NAME: 2020-L1-2448 Incident	SITE LOCATION: Huntersville, NC	PROJECT NUMBER: 60639876	WELL NAME: MW-62D	DATE: 7/6/21
WELL DIAMETER (inches): 2"	TUBING DIAMETER (inches): 3/8	WELL SCREEN INTERVAL DEPTH: 131.50 feet to 141.50 feet	DEPTH TO WATER (feet): 55.07	PUMP TYPE OR BAILER: Mega Monsoon

1 WELL VOLUME = (TD - DTW) X WELL CAPACITY

(141.50 ft. - 55.07 ft.) X 0.16 gal./ft. = 13.83 gallons

3 WELL VOLUMES = 1 WELL VOLUME X 3

13.83 gal. X 3 = 41.49 gallons

PUMP DEPTH IN WELL (feet): 136.50	PURGING INITIATED AT: 1415	PURGING ENDED AT: 1515	TOTAL VOLUME PURGED (gallons): 6.0

TIME (military)	VOLUME PURGED (gallons)	PURGE RATE (gpm)	DEPTH TO WATER (feet)	TEMP. (°C)	DO (mg/L)	COND. (µS/cm)	pH (standard units)	ORP (mV)	TURB. (NTU)	COLOR (describe)	ODOR (describe)
STABILIZATION CRITERIA			<0.3 ft. drawdown	within 3%	within 10% or <0.5 mg/L	within 3%	± 0.1 unit	± 10 mV	within 10% or <10 NTU	–	–
1420	0.5	0.1	55.21	19.1	6.63	2468	11.65	123.4	928.1	cloudy white	none
1425	1.0		55.32	18.5	2.72	2787	12.27	59.0	324.6		
1430	1.5		55.42	18.8	2.66	2778	12.28	55.0	27.67	clear	
1435	2.0		55.55	19.0	2.12	2718	12.38	25.2	29.34		
1440	2.5		55.60	18.9	1.88	2636	12.38	18.9	21.82		
1445	3.0		55.66	19.1	1.53	2618	12.39	4.7	21.63		
1450	3.5		55.70	19.2	1.41	2521	12.38	-3.2	21.42		
1455	4.0		55.71	19.3	1.20	2408	12.36	-18.1	21.27		
1500	4.5		55.72	20.1	1.14	2419	12.38	-21.3	21.18		
1505	5.0		55.71	19.3	1.00	2173	12.35	-25.0	19.27		
1510	5.5		55.71	19.2	0.95	2147	12.36	-29.3	18.21		
1515	6.0		55.71	19.1	0.91	2017	12.32	-31.5	18.63		

MdK 7/6/21

WELL CAPACITY (Gallons Per Foot): 0.75" = 0.02; 1" = 0.04; 1.25" = 0.06; 2" = 0.16; 3" = 0.37; 4" = 0.65; 5" = 1.02; 6" = 1.47; 12" = 5.88

SAMPLING DATA

SAMPLED BY (PRINT) / AFFILIATION: Mike deKozlowski	SAMPLER(S) SIGNATURE(S): Mike deKozlowski	SAMPLE TIME: 1525
PUMP OR TUBING DEPTH IN WELL (feet): 136.50	TUBING MATERIAL CODE: LDPE	FIELD-FILTERED: Y (N) Filtration Equipment Type: – FILTER SIZE: – µm
FIELD DECONTAMINATION: PUMP (Y) N TUBING Y (N) replaced)		DUPLICATE: Y (N)

SAMPLE CONTAINER SPECIFICATION				SAMPLE PRESERVATION (including wet ice)			INTENDED ANALYSIS AND/OR METHOD	SAMPLING EQUIPMENT CODE	SAMPLE PUMP FLOW RATE (gal per minute)
SAMPLE ID CODE	# CONTAINERS	MATERIAL CODE	VOLUME	PRESERVATIVE USED	TOTAL VOL ADDED IN FIELD (mL)	FINAL pH			
MW-62D	4	AG	40 mL	HCL	40 mL x 4	12.32	6200	ESP	0.1
	3	AG	40 mL	HCL	40 mL x 3		VPH		
	1	PE	250 mL	HNO_3	250 mL		Lead by 6010		

REMARKS:

MATERIAL CODES: AG = Amber Glass; CG = Clear Glass; HDPE = High Density Polyethylene; LDPE = Low Density Polyethylene; PP = Polypropylene; S = Silicone; T = Teflon; O = Other (Specify)

SAMPLING EQUIPMENT CODES: APP = After (Through) Peristaltic Pump; B = Bailer; BP = Bladder Pump; ESP = Electric Submersible Pump; RFPP = Reverse Flow Peristaltic Pump; SM = Straw Method (Tubing Gravity Drain); O = Other (Specify)

GROUNDWATER SAMPLING LOG

SITE NAME: 2020-L1-2448 Incident	SITE LOCATION: Huntersville, NC	PROJECT NUMBER: 60639876	WELL NAME: MW-63	DATE: 07.07.21
WELL DIAMETER (inches): 4	TUBING DIAMETER (inches): 3/8	WELL SCREEN INTERVAL DEPTH: 23 feet to 53 feet	DEPTH TO WATER (feet): 40.80	PUMP TYPE OR BAILER: Monsoon
1 WELL VOLUME = (TD - DTW) X WELL CAPACITY (_____ ft. - _____ ft.) X _____ gal./ft. = _____ gallons		3 WELL VOLUMES = 1 WELL VOLUME X 3 _____ gal. X 3 = _____ gallons		
PUMP DEPTH IN WELL (feet): 45	PURGING INITIATED AT: 0950	PURGING ENDED AT: 1040	TOTAL VOLUME PURGED (gallons): 2.0	

TIME (military)	VOLUME PURGED (gallons)	PURGE RATE (gpm)	DEPTH TO WATER (feet)	TEMP. (°C)	DO (mg/L)	COND. (µS/cm)	pH (standard units)	ORP (mV)	TURB. (NTU)	COLOR (describe)	ODOR (describe)
STABILIZATION CRITERIA			<0.3 ft. drawdown	within 3%	within 10% or <0.5 mg/L	within 3%	± 0.1 unit	± 10 mV	within 10% or <10 NTU	--	--
1000	0	0.05	40.86	17.8	7.27	178.9	5.59	278.3	457.2	L.Brown	None
1005	0.25		40.90	17.7	6.67	180.1	5.62	276.7	407.6		
1010	0.5		40.93	17.8	5.89	178.5	5.65	275.5	321.2		
1015	0.75		40.97	17.8	5.46	178.0	5.72	272.8	299.8		
1020	1.0		41.01	17.8	5.23	178.0	5.75	271.1	248.8		
1025	1.25		41.06	17.9	5.18	178.5	5.78	269.1	207.1		
1030	1.5		41.12	17.9	4.95	178.3	5.82	267.5	197.2		
1035	1.75		41.17	17.9	4.96	178.2	5.83	266.7	193.5		
1040	2.0		41.25	18.0	4.92	178.2	5.83	266.6	189.5		

WELL CAPACITY (Gallons Per Foot): **0.75"** = 0.02; **1"** = 0.04; **1.25"** = 0.06; **2"** = 0.16; **3"** = 0.37; **4"** = 0.65; **5"** = 1.02; **6"** = 1.47; **12"** = 5.88

SAMPLING DATA

SAMPLED BY (PRINT) / AFFILIATION:	SAMPLER(S) SIGNATURE(S):	SAMPLE TIME:
L.Tian / AECOM		1040

PUMP OR TUBING DEPTH IN WELL (feet):	TUBING MATERIAL CODE:	FIELD-FILTERED: Y (N) Filtration Equipment Type: --	FILTER SIZE: ___ µm
45	LDPE		

FIELD DECONTAMINATION: PUMP (Y) N TUBING Y (N) (replaced) DUPLICATE: Y (N)

SAMPLE CONTAINER SPECIFICATION				SAMPLE PRESERVATION (including wet ice)			INTENDED ANALYSIS AND/OR METHOD	SAMPLING EQUIPMENT CODE	SAMPLE PUMP FLOW RATE (gal per minute)
SAMPLE ID CODE	# CONTAINERS	MATERIAL CODE	VOLUME	PRESERVATIVE USED	TOTAL VOL ADDED IN FIELD (mL)	FINAL pH			
MW-63	4	AG	40 mL	HCL	40 mL x 4	5.83	6200	ESP	0.05
	3	AG	40 mL	HCL	40 mL x 3		VPH		
	1	PE	250 mL	HNO_3	250 mL		Lead by 6010		

REMARKS:

MATERIAL CODES: **AG** = Amber Glass; **CG** = Clear Glass; **HDPE** = High Density Polyethylene; **LDPE** = Low Density Polyethylene; **PP** = Polypropylene; **S** = Silicone; **T** = Teflon; **O** = Other (Specify)

SAMPLING EQUIPMENT CODES: **APP** = After (Through) Peristaltic Pump; **B** = Bailer; **BP** = Bladder Pump; **ESP** = Electric Submersible Pump; **RFPP** = Reverse Flow Peristaltic Pump; **SM** = Straw Method (Tubing Gravity Drain); **O** = Other (Specify)

GROUNDWATER SAMPLING LOG

SITE NAME: 2020-L1-2448 Incident	SITE LOCATION: Huntersville, NC	PROJECT NUMBER: 60639876	WELL NAME: MW-64	DATE: 7/6/21
WELL DIAMETER (inches): 2"	TUBING DIAMETER (inches): 3/8"	WELL SCREEN INTERVAL DEPTH: 35 feet to 70 feet	DEPTH TO WATER (feet): 38.27	PUMP TYPE OR BAILER: ESP

1 WELL VOLUME = (TD - DTW) X WELL CAPACITY

(70 ft. - 38.27 ft.) X 0.163 gal./ft. = 5.17 gallons

3 WELL VOLUMES = 1 WELL VOLUME X 3

5.17 gal. X 3 = 15.5 gallons

PUMP DEPTH IN WELL (feet): ~52.5'	PURGING INITIATED AT: 0910	PURGING ENDED AT:	TOTAL VOLUME PURGED (gallons):

TIME (military)	VOLUME PURGED (gallons)	PURGE RATE (gpm)	DEPTH TO WATER (feet)	TEMP. (°C)	DO (mg/L)	COND. (µS/cm)	pH (standard units)	ORP (mV)	TURB. (NTU)	COLOR (describe)	ODOR (describe)
STABILIZATION CRITERIA			<0.3 ft. drawdown	within 3%	within 10% or <0.5 mg/L	within 3%	± 0.1 unit	± 10 mV	within 10% or <10 NTU	--	--
0910	0	0.1	38.38	18.3	6.71	164.8	6.31	215.4	306.5	TAN	NONE
0920	1.0	0.1	38.39	18.9	5.93	165.0	6.41	195.3	356.7	TAN	NONE
0930	2.0	0.1	38.40	18.2	5.91	164.2	6.46	195.8	688.8	TAN	NONE
0940	3.0	0.1	38.40	18.1	5.83	143.2	6.72	191.8	110.0	LT. TAN	NONE
0950	4.0	0.1	38.41	18.0	5.87	143.2	6.61	188.4	86.6	LT TAN	NONE
1000	5.0	0.1	38.41	18.0	5.89	143.8	6.59	184.4	88.4	LT. TAN	NONE
1010	6.0	0.1	38.41	18.0	5.88	143.8	6.58	184.1	83.7	LT. TAN	NONE

WELL CAPACITY (Gallons Per Foot): 0.75" = 0.02; 1" = 0.04; 1.25" = 0.06; 2" = 0.16; 3" = 0.37; 4" = 0.65; 5" = 1.02; 6" = 1.47; 12" = 5.88

SAMPLING DATA

SAMPLED BY (PRINT) / AFFILIATION:	SAMPLER(S) SIGNATURE(S):	SAMPLE TIME:
COLEMAN MARCHIN AECOM		1010

PUMP OR TUBING DEPTH IN WELL (feet): 52.5'	TUBING MATERIAL CODE: POLY	FIELD-FILTERED: Y (N) Filtration Equipment Type: --	FILTER SIZE: -- µm
FIELD DECONTAMINATION: PUMP (Y) N	TUBING Y (N (replaced))	DUPLICATE: Y (N)	

SAMPLE CONTAINER SPECIFICATION				SAMPLE PRESERVATION (including wet ice)					
SAMPLE ID CODE	# CONTAINERS	MATERIAL CODE	VOLUME	PRESERVATIVE USED	TOTAL VOL ADDED IN FIELD (mL)	FINAL pH	INTENDED ANALYSIS AND/OR METHOD	SAMPLING EQUIPMENT CODE	SAMPLE PUMP FLOW RATE (gal per minute)
	4	AG	40 mL	HCL	40 mL x 4	6.58	6200	ESP	0.1
	3	AG	40 mL	HCL	40 mL x 3	6.58	VPH	ESP	0.1
	1	PE	250 mL	HNO_3	250 mL	6.58	Lead by 6010	ESP	0.1

REMARKS:

MATERIAL CODES: AG = Amber Glass; CG = Clear Glass; HDPE = High Density Polyethylene; LDPE = Low Density Polyethylene; PP = Polypropylene; S = Silicone; T = Teflon; O = Other (Specify)

SAMPLING EQUIPMENT CODES: APP = After (Through) Peristaltic Pump; B = Bailer; BP = Bladder Pump; ESP = Electric Submersible Pump; RFPP = Reverse Flow Peristaltic Pump; SM = Straw Method (Tubing Gravity Drain); O = Other (Specify)

GROUNDWATER SAMPLING LOG

SITE NAME: 2020-L1-2448 Incident	SITE LOCATION: Huntersville, NC	PROJECT NUMBER: 60639876	WELL NAME: MW-65	DATE: 7/6/2021
WELL DIAMETER (inches): 2	TUBING DIAMETER (inches): 3/8	WELL SCREEN INTERVAL DEPTH: 25 feet to 40 feet	DEPTH TO WATER (feet): 23.20	PUMP TYPE OR BAILER: Monsoon

1 WELL VOLUME = (TD - DTW) X WELL CAPACITY
(40.0 ft. - 23.20 ft.) x 0.16 gal./ft. = 2.68 gallons

3 WELL VOLUMES = 1 WELL VOLUME X 3
2.68 gal. X 3 = 8.1 gallons

PUMP DEPTH IN WELL (feet): 30	PURGING INITIATED AT: 1145	PURGING ENDED AT: 1310	TOTAL VOLUME PURGED (gallons): 8.5

TIME (military)	VOLUME PURGED (gallons)	PURGE RATE (gpm)	DEPTH TO WATER (feet)	TEMP. (°C)	DO (mg/L)	COND. (µS/cm)	pH (standard units)	ORP (mV)	TURB (NTU)	COLOR (describe)	ODOR (describe)
STABILIZATION CRITERIA			<0.3 ft. drawdown	within 3%	within 10% or <0.5 mg/L	within 3%	± 0.1 unit	± 10 mV	within 10% or <10 NTU	–	–
1145	0.00	0.1	23.31	23.0	7.07	130.9	6.16	282.8	390.1	Cloudy White	None
1150	0.5		23.34	20.5	6.50	123.7	6.18	275.5	732.8	Brown	
1155	1.0		23.41	19.9	6.21	121.6	6.22	265.8	882.0		
1200	1.5		23.37	20.1	5.91	124.4	6.25	269.1	697.9		
1205	2.0		23.35	20.3	5.50	125.7	6.25	271.0	882.1		
1210	2.5		23.33	21.0	5.13	130.0	6.28	271.8	639.6		
1215	3.0		23.38	21.4	5.12	134.9	6.24	283.4	511.8		
1220	3.5		23.35	21.7	5.51	135.9	6.25	283.9	532.7		
1225	4.0		23.31	19.5	5.55	125.1	6.10	271.7	374.7		
1230	4.5		23.34	20.4	5.50	126.7	6.12	273.3	312.3		
1235	5.0		23.31	20.9	5.30	130.4	6.26	270.4	241.3	Cloudy Brown	
1240	5.5		23.30	21.3	5.28	130.4	6.24	267.9	247.4	Cloudy Brown	
1245	6.0		23.33	21.5	5.21	130.2	6.24	263.9	154.8	Cloudy White	
1250	6.5		23.36	21.5	5.00	129.9	6.24	262.2	144.9		
1255	7.0		23.34	21.2	4.87	128.9	6.24	263.0	120.5		
1300	7.5		23.37	21.2	4.74	129.1	6.24	263.9	119.3		
1305	8.0		23.34	21.4	4.87	128.9	6.24	264.5	122.7		
1310	8.5		23.34	21.4	5.11	129.5	6.24	263.3	123.1		

AO

WELL CAPACITY (Gallons Per Foot): 0.75" = 0.02; 1" = 0.04; 1.25" = 0.06; 2" = 0.16; 3" = 0.37; 4" = 0.65; 5" = 1.02; 6" = 1.47; 12" = 5.88

SAMPLING DATA

SAMPLED BY (PRINT) / AFFILIATION: Andrew O'Neil / AECOM	SAMPLER(S) SIGNATURE(S): AO'N	SAMPLE TIME: 1315
PUMP OR TUBING DEPTH IN WELL (feet):	TUBING MATERIAL CODE: LDPE	FIELD-FILTERED: Y (N) Filtration Equipment Type: – FILTER SIZE: – µm
FIELD DECONTAMINATION: PUMP (Y) N TUBING Y (N) (replaced)		DUPLICATE: Y (N)

SAMPLE CONTAINER SPECIFICATION				SAMPLE PRESERVATION (including wet ice)					
SAMPLE ID CODE	# CONTAINERS	MATERIAL CODE	VOLUME	PRESERVATIVE USED	TOTAL VOL ADDED IN FIELD (mL)	FINAL pH	INTENDED ANALYSIS AND/OR METHOD	SAMPLING EQUIPMENT CODE	SAMPLE PUMP FLOW RATE (gal per minute)
MW-65	4	AG	40 mL	HCL	40 mL x 4	6.24	6200	ESP	0.1
"	3	AG	40 mL	HCL	40 mL x 3	"	VPH	"	"
"	1	PE	250 mL	HNO_3	250 mL	"	Lead by 6010	"	"

REMARKS: 3 well volumes purged.

MATERIAL CODES: AG = Amber Glass; CG = Clear Glass; HDPE = High Density Polyethylene; LDPE = Low Density Polyethylene; PP = Polypropylene; S = Silicone; T = Teflon; O = Other (Specify)

SAMPLING EQUIPMENT CODES: APP = After (Through) Peristaltic Pump; B = Bailer; BP = Bladder Pump; ESP = Electric Submersible Pump; RFPP = Reverse Flow Peristaltic Pump; SM = Straw Method (Tubing Gravity Drain); O = Other (Specify)

GROUNDWATER SAMPLING LOG

SITE NAME: 2020-L1-2448 Incident	SITE LOCATION: Huntersville, NC	PROJECT NUMBER: 60639876	WELL NAME: MW-65D	DATE: 7/6/21
WELL DIAMETER (inches): 2"	TUBING DIAMETER (inches): 3/8	WELL SCREEN INTERVAL DEPTH: 118.40 feet to 123.40 feet	DEPTH TO WATER (feet): 23.05	PUMP TYPE OR BAILER: Mega Monsoon

1 WELL VOLUME = (TD - DTW) X WELL CAPACITY

(123.40 ft. - 23.05 ft.) X 0.16 gal./ft. = 16.06 gallons

3 WELL VOLUMES = 1 WELL VOLUME X 3

16.06 gal. X 3 = 48.18 gallons

PUMP DEPTH IN WELL (feet): 118	PURGING INITIATED AT: 0920	PURGING ENDED AT: 1005	TOTAL VOLUME PURGED (gallons): 4.5

TIME (military)	VOLUME PURGED (gallons)	PURGE RATE (gpm)	DEPTH TO WATER (feet)	TEMP. (°C)	DO (mg/L)	COND. (µS/cm)	pH (standard units)	ORP (mV)	TURB. (NTU)	COLOR (describe)	ODOR (describe)
STABILIZATION CRITERIA			<0.3 ft. drawdown	within 3%	within 10% or <0.5 mg/L	within 3%	± 0.1 unit	± 10 mV	within 10% or <10 NTU	–	–
0925	0.5	0.1	23.62	18.4	1.40	245.2	6.93	78.8	9.82	clear	none
0930	1.0		23.97	18.3	1.18	248.8	6.94	42.3	6.43		
0935	1.5		24.41	18.2	0.66	262.2	6.96	16.5	6.76		
0940	2.0		24.92	18.3	0.57	262.6	7.03	8.3	5.29		
0945	2.5		25.02	18.0	0.42	260.8	6.96	3.6	5.23		
0950	3.0		25.17	18.3	0.40	261.4	6.97	2.5	5.61		
0955	3.5		25.18	18.1	0.34	261.5	6.98	-5.5	3.81		
1000	4.0		25.18	18.0	0.33	260.3	6.96	-3.0	4.02		
1005	4.5		25.18	17.9	0.31	259.9	6.99	-6.2	3.64		

MJK 7/6/21

WELL CAPACITY (Gallons Per Foot): 0.75" = 0.02; 1" = 0.04; 1.25" = 0.06; 2" = 0.16; 3" = 0.37; 4" = 0.65; 5" = 1.02; 6" = 1.47; 12" = 5.88

SAMPLING DATA

SAMPLED BY (PRINT) / AFFILIATION: Mike deKozlowski	SAMPLER(S) SIGNATURE(S): Mike deKozlowski	SAMPLE TIME: 1015
PUMP OR TUBING DEPTH IN WELL (feet): 118	TUBING MATERIAL CODE: LDPE	FIELD-FILTERED: Y (N) Filtration Equipment Type: -- FILTER SIZE: -- µm
FIELD DECONTAMINATION: PUMP (Y) N TUBING Y (N) replaced)		DUPLICATE: Y (N)

SAMPLE CONTAINER SPECIFICATION				SAMPLE PRESERVATION (including wet ice)					
SAMPLE ID CODE	# CONTAINERS	MATERIAL CODE	VOLUME	PRESERVATIVE USED	TOTAL VOL ADDED IN FIELD (mL)	FINAL pH	INTENDED ANALYSIS AND/OR METHOD	SAMPLING EQUIPMENT CODE	SAMPLE PUMP FLOW RATE (gal per minute)
MW-65D	4	AG	40 mL	HCL	40 mL x 4	6.99	6200	ESP	0.1
	3	AG	40 mL	HCL	40 mL x 3		VPH		
	1	PE	250 mL	HNO_3	250 mL		Lead by 6010		

REMARKS:

MATERIAL CODES: AG = Amber Glass; CG = Clear Glass; HDPE = High Density Polyethylene; LDPE = Low Density Polyethylene; PP = Polypropylene; S = Silicone; T = Teflon; O = Other (Specify)

SAMPLING EQUIPMENT CODES: APP = After (Through) Peristaltic Pump; B = Bailer; BP = Bladder Pump; ESP = Electric Submersible Pump; RFPP = Reverse Flow Peristaltic Pump; SM = Straw Method (Tubing Gravity Drain); O = Other (Specify)

GROUNDWATER SAMPLING LOG

SITE NAME: 2020-L1-2448 Incident	SITE LOCATION: Huntersville, NC	PROJECT NUMBER: 60639876	WELL NAME: MW-66	DATE: 7/6/21
WELL DIAMETER (inches): 2"	TUBING DIAMETER (inches): 3/8"	WELL SCREEN INTERVAL DEPTH: 35 feet to 54.0 feet	DEPTH TO WATER (feet): 38.39	PUMP TYPE OR BAILER: ESP

1 WELL VOLUME = (TD - DTW) X WELL CAPACITY

(53.95 ft. - 38.39 ft.) X 0.163 gal./ft. = 2.38 gallons

3 WELL VOLUMES = 1 WELL VOLUME X 3

2.38 gal. X 3 = 7.14 gallons

PUMP DEPTH IN WELL (feet): -47	PURGING INITIATED AT: 1405	PURGING ENDED AT:	TOTAL VOLUME PURGED (gallons):

TIME (military)	VOLUME PURGED (gallons)	PURGE RATE (gpm)	DEPTH TO WATER (feet)	TEMP. (°C)	DO (mg/L)	COND. (µS/cm)	pH (standard units)	ORP (mV)	TURB. (NTU)	COLOR (describe)	ODOR (describe)
STABILIZATION CRITERIA			<0.3 ft. drawdown	within 3%	within 10% or <0.5 mg/L	within 3%	± 0.1 unit	± 10 mV	within 10% or <10 NTU	--	--
1405	0	0.1	40.13	20.0	11.82	1538	6.28	318.0	1100	TAN	NONE
1415	1	0.1	40.0	20.3	6.82	156.0	6.32	285.0	1054	LT. TAN	NONE
1425	2	0.1	39.93	20.5	6.16	157.1	6.59	226.7	1028	LT. TAN	NONE
1435	3	0.1	39.91	20.5	6.18	157.3	6.61	224.8	879.1	LT. TAN	NONE
1445	4	0.1	39.90	20.5	6.11	157.6	6.63	221.6	781.4	LT. TAN	NONE
1455	5	0.1	39.90	20.5	6.12	156.8	6.64	220.3	405.3	LT. TAN	NONE
1500	5.5	0.1	39.90	20.4	6.14	156.1	6.61	222.7	603.4	LT. TAN	NONE

WELL CAPACITY (Gallons Per Foot): 0.75" = 0.02; 1" = 0.04; 1.25" = 0.06; 2" = 0.16; 3" = 0.37; 4" = 0.65; 5" = 1.02; 6" = 1.47; 12" = 5.88

SAMPLING DATA

SAMPLED BY (PRINT) / AFFILIATION: COLEMAN MARCHIN ARCH	SAMPLER(S) SIGNATURE(S):	SAMPLE TIME: 1500
PUMP OR TUBING DEPTH IN WELL (feet): -47	TUBING MATERIAL CODE: POLY	FIELD-FILTERED: Y (N) Filtration Equipment Type: -- FILTER SIZE: -- µm
FIELD DECONTAMINATION: PUMP (Y) N	TUBING Y (N replaced)	DUPLICATE: Y (N)

SAMPLE CONTAINER SPECIFICATION				SAMPLE PRESERVATION (including wet ice)					
SAMPLE ID CODE	# CONTAINERS	MATERIAL CODE	VOLUME	PRESERVATIVE USED	TOTAL VOL ADDED IN FIELD (mL)	FINAL pH	INTENDED ANALYSIS AND/OR METHOD	SAMPLING EQUIPMENT CODE	SAMPLE PUMP FLOW RATE (gal per minute)
	4	AG	40 mL	HCL	40 mL x 4	6.61	6200	ESP	0.1
	3	AG	40 mL	HCL	40 mL x 3	6.61	VPH	ESP	0.1
	1	PE	250 mL	HNO_3	250 mL	6.61	Lead by 6010	ESP	0.1

REMARKS: NO WELL TAG

MATERIAL CODES: AG = Amber Glass; CG = Clear Glass; HDPE = High Density Polyethylene; LDPE = Low Density Polyethylene; PP = Polypropylene; S = Silicone; T = Teflon; O = Other (Specify)

SAMPLING EQUIPMENT CODES: APP = After (Through) Peristaltic Pump; B = Bailer; BP = Bladder Pump; ESP = Electric Submersible Pump; RFPP = Reverse Flow Peristaltic Pump; SM = Straw Method (Tubing Gravity Drain); O = Other (Specify)

GROUNDWATER SAMPLING LOG

SITE NAME: 2020-L1-2448 Incident	SITE LOCATION: Huntersville, NC	PROJECT NUMBER: 60639876	WELL NAME: MW-67	DATE: 07.06.21
WELL DIAMETER (inches):	TUBING DIAMETER (inches): 3/8	WELL SCREEN INTERVAL DEPTH: feet to feet	DEPTH TO WATER (feet): 31.88	PUMP TYPE OR BAILER: Monsoon

1 WELL VOLUME = (TD - DTW) X WELL CAPACITY	3 WELL VOLUMES = 1 WELL VOLUME X 3
(_____ ft. - _____ ft.) X _____ gal./ft. = _____ gallons	_____ gal. X 3 = _____ gallons

PUMP DEPTH IN WELL (feet): 37	PURGING INITIATED AT: 1415	PURGING ENDED AT: 1505	TOTAL VOLUME PURGED (gallons): 2.0

TIME (military)	VOLUME PURGED (gallons)	PURGE RATE (gpm)	DEPTH TO WATER (feet)	TEMP. (°C)	DO (mg/L)	COND. (µS/cm)	pH (standard units)	ORP (mV)	TURB. (NTU)	COLOR (describe)	ODOR (describe)
STABILIZATION CRITERIA			<0.3 ft. drawdown	within 3%	within 10% or <0.5 mg/L	within 3%	± 0.1 unit	± 10 mV	within 10% or <10 NTU	--	--
1420	0	0.04	31.89	19.6	4.63	227.4	5.62	207.8	>1100	L. Brown	None
1425	0.2			20.5	3.59	225.0	5.91	188.2	>1100		
1430	0.4			20.5	3.57	225.2	5.95	187.4	768.2		
1435	0.6			20.6	3.54	224.6	5.98	190.7	567.8		
1440	0.8			20.6	3.46	224.2	6.01	191.7	509.5		
1445	1.0		31.91	20.7	3.37	223.7	6.05	192.5	422.9		
1450	1.2		31.92	20.5	3.42	222.9	6.04	199.8	307.7		
1455	1.4		31.94	20.4	3.50	218.2	6.05	205.6	157.2	Clear	
1500	1.6		31.94	20.4	3.48	218.2	6.05	205.8	167.3		
1505	1.8		31.95	20.3	3.58	217.5	6.06	206.3	154.5		
1510	2.0		31.96	20.3	3.49	217.5	6.06	206.4	150.9		

WELL CAPACITY (Gallons Per Foot): **0.75"** = 0.02; **1"** = 0.04; **1.25"** = 0.06; **2"** = 0.16; **3"** = 0.37; **4"** = 0.65; **5"** = 1.02; **6"** = 1.47; **12"** = 5.88

SAMPLING DATA

SAMPLED BY (PRINT) / AFFILIATION: L. Tian / AECOM	SAMPLER(S) SIGNATURE(S):	SAMPLE TIME: 1510
PUMP OR TUBING DEPTH IN WELL (feet): 37	TUBING MATERIAL CODE: LDPE	FIELD-FILTERED: Y (N) Filtration Equipment Type: -- FILTER SIZE: ___ µm
FIELD DECONTAMINATION: PUMP (Y) N TUBING Y (N) (replaced)		DUPLICATE: Y (N)

SAMPLE CONTAINER SPECIFICATION				SAMPLE PRESERVATION (including wet ice)			INTENDED ANALYSIS AND/OR METHOD	SAMPLING EQUIPMENT CODE	SAMPLE PUMP FLOW RATE (gal per minute)
SAMPLE ID CODE	# CONTAINERS	MATERIAL CODE	VOLUME	PRESERVATIVE USED	TOTAL VOL ADDED IN FIELD (mL)	FINAL pH			
MW-67	4	AG	40 mL	HCL	40 mL x 4	6.06	6200	ESP	0.04
↓	3	AG	40 mL	HCL	40 mL x 3	↓	VPH	↓	↓
↓	1	PE	250 mL	HNO_3	250 mL	↓	Lead by 6010	↓	↓

REMARKS:

MATERIAL CODES: **AG** = Amber Glass; **CG** = Clear Glass; **HDPE** = High Density Polyethylene; **LDPE** = Low Density Polyethylene; **PP** = Polypropylene; **S** = Silicone; **T** = Teflon; **O** = Other (Specify)

SAMPLING EQUIPMENT CODES: **APP** = After (Through) Peristaltic Pump; **B** = Bailer; **BP** = Bladder Pump; **ESP** = Electric Submersible Pump; **RFPP** = Reverse Flow Peristaltic Pump; **SM** = Straw Method (Tubing Gravity Drain); **O** = Other (Specify)

GROUNDWATER SAMPLING LOG

SITE NAME: 2020-L1-2448 Incident	SITE LOCATION: Huntersville, NC	PROJECT NUMBER: 60639876	WELL NAME: MW-68	DATE: 07.06.21
WELL DIAMETER (inches): 6	TUBING DIAMETER (inches): 3/8	WELL SCREEN INTERVAL DEPTH: 34.90 feet to 49.90 feet	DEPTH TO WATER (feet): 42.00	PUMP TYPE OR BAILER: Monsoon

1 WELL VOLUME = (TD - DTW) X WELL CAPACITY

(_____ ft. - _____ ft.) X _____ gal./ft. = _____ gallons

3 WELL VOLUMES = 1 WELL VOLUME X 3

_____ gal. X 3 = _____ gallons

PUMP DEPTH IN WELL (feet): 47	PURGING INITIATED AT: 1110	PURGING ENDED AT: 1205	TOTAL VOLUME PURGED (gallons): 2.0

TIME (military)	VOLUME PURGED (gallons)	PURGE RATE (gpm)	DEPTH TO WATER (feet)	TEMP. (°C)	DO (mg/L)	COND. (µS/cm)	pH (standard units)	ORP (mV)	TURB. (NTU)	COLOR (describe)	ODOR (describe)
STABILIZATION CRITERIA			<0.3 ft. drawdown	within 3%	within 10% or <0.5 mg/L	within 3%	± 0.1 unit	± 10 mV	within 10% or <10 NTU	--	--
1114	0	0.04	42.02	19.4	6.48	162.6	5.46	257.9	796.8	L.Brown	None
1120	0.2		42.05	19.7	6.17	178.6	5.53	257.7	520.8		
1125	0.4		42.05	19.7	6.50	186.5	5.66	251.7	629.3		
1130	0.6			19.9	6.28	193.8	5.79	247.0	398.3		
1135	0.8			19.8	6.96	196.7	5.81	244.9	105.0	Clear	
1140	1.0			19.9	6.17	200.0	5.86	243.0	98.5		
1145	1.2			19.8	6.21	207.6	5.86	240.6	72.76		
1150	1.4			19.8	6.25	210.9	5.87	236.9	69.78		
1155	1.6			19.8	6.29	214.6	5.90	233.7	51.20		
1200	1.8			19.9	6.32	215.7	5.91	232.7	50.26		
1205	2.0			20.1	6.30	217.9	5.92	230.6	48.17		

WELL CAPACITY (Gallons Per Foot): **0.75"** = 0.02; **1"** = 0.04; **1.25"** = 0.06; **2"** = 0.16; **3"** = 0.37; **4"** = 0.65; **5"** = 1.02; **6"** = 1.47; **12"** = 5.88

SAMPLING DATA

SAMPLED BY (PRINT) / AFFILIATION: L.Tian / AECOM	SAMPLER(S) SIGNATURE(S):	SAMPLE TIME: 1210
PUMP OR TUBING DEPTH IN WELL (feet): 47	TUBING MATERIAL CODE: LDPE	FIELD-FILTERED: Y (N) Filtration Equipment Type: -- FILTER SIZE: ___ µm
FIELD DECONTAMINATION: PUMP (Y) N TUBING Y (N) (replaced)		DUPLICATE: Y (N)

SAMPLE CONTAINER SPECIFICATION				SAMPLE PRESERVATION (including wet ice)			INTENDED ANALYSIS AND/OR METHOD	SAMPLING EQUIPMENT CODE	SAMPLE PUMP FLOW RATE (gal per minute)
SAMPLE ID CODE	# CONTAINERS	MATERIAL CODE	VOLUME	PRESERVATIVE USED	TOTAL VOL ADDED IN FIELD (mL)	FINAL pH			
MW-68	4	AG	40 mL	HCL	40 mL x 4	5.92	6200	ESP	0.04
⊥	3	AG	40 mL	HCL	40 mL x 3	⊥	VPH	⊥	⊥
⊥	1	PE	250 mL	HNO_3	250 mL	⊥	Lead by 6010	⊥	⊥

REMARKS:

MATERIAL CODES: **AG** = Amber Glass; **CG** = Clear Glass; **HDPE** = High Density Polyethylene; **LDPE** = Low Density Polyethylene; **PP** = Polypropylene; **S** = Silicone; **T** = Teflon; **O** = Other (Specify)

SAMPLING EQUIPMENT CODES: **APP** = After (Through) Peristaltic Pump; **B** = Bailer; **BP** = Bladder Pump; **ESP** = Electric Submersible Pump; **RFPP** = Reverse Flow Peristaltic Pump; **SM** = Straw Method (Tubing Gravity Drain); **O** = Other (Specify)

GROUNDWATER SAMPLING LOG

SITE NAME: 2020-L1-2448 Incident	SITE LOCATION: Huntersville, NC	PROJECT NUMBER: 60639876	WELL NAME: MW-69	DATE: 7/7/2021
WELL DIAMETER (inches): 4	TUBING DIAMETER (inches): 3/8	WELL SCREEN INTERVAL DEPTH: 30.82 feet to 60.82 feet	DEPTH TO WATER (feet): 50.40	PUMP TYPE OR BAILER: monsoon pump

1 WELL VOLUME = (TD - DTW) X WELL CAPACITY

(60.82 ft. - 50.40 ft.) X 0.65 gal./ft. = 6.77 gallons

3 WELL VOLUMES = 1 WELL VOLUME X 3

6.77 gal. X 3 = 20.32 gallons

PUMP DEPTH IN WELL (feet): 59	PURGING INITIATED AT: 1349	PURGING ENDED AT: 1504	TOTAL VOLUME PURGED (gallons): 13

TIME (military)	VOLUME PURGED (gallons)	PURGE RATE (gpm)	DEPTH TO WATER (feet)	TEMP. (°C)	DO (mg/L)	COND. (µS/cm)	pH (standard units)	ORP (mV)	TURB. (NTU)	COLOR (describe)	ODOR (describe)
STABILIZATION CRITERIA			<0.3 ft. drawdown	within 3%	within 10% or <0.5 mg/L	within 3%	± 0.1 unit	± 10 mV	within 10% or <10 NTU	--	--
1349	0	0.173	50.40	18.0	8.78	142.0	6.40	152.4	767.9	brown	none
1354	0.87		50.93	17.8	6.89	139.5	5.89	151.4	>1000		
1359	1.73		51.02	18.1	6.28	137.2	5.89	125.0	672.6		
1404	2.6		51.06	18.1	6.13	136.5	5.94	109.9	304.8		
1409	3.47		51.17	18.1	5.95	136.6	5.92	105.5	137.3	Clear	
1414	4.33		51.26	18.0	5.93	136.1	5.86	113.1	75.49		
1419	5.2		51.31	17.9	5.95	136.3	5.84	118.7	38.01		
1424	6.07		51.35	18.0	5.83	137.4	5.84	122.8	25.84		
1429	6.93		51.35	18.0	5.87	136.6	5.88	126.7	20.21		
1444	9.53		51.35	18.0	5.71	137.6	5.92	126.7	16.46		
1449	10.4		51.35	18.2	5.55	138.5	5.91	128.3	11.93		
1454	11.27		51.35	18.2	5.71	138.3	5.93	127.6	17.94		
1459	12.13		51.35	18.1	5.81	138.2	5.87	130.6	18.53		
1504	13		51.35	18.2	5.75	138.1	5.89	130.9	18.29		

WELL CAPACITY (Gallons Per Foot): 0.75" = 0.02; 1" = 0.04; 1.25" = 0.06; 2" = 0.16; 3" = 0.37; 4" = 0.65; 5" = 1.02; 6" = 1.47; 12" = 5.88

SAMPLING DATA

SAMPLED BY (PRINT) / AFFILIATION: Emily Love / AECOM	SAMPLER(S) SIGNATURE(S): Emily R. Love	SAMPLE TIME: 1504
PUMP OR TUBING DEPTH IN WELL (feet): 59	TUBING MATERIAL CODE: LDPE	FIELD-FILTERED: Y (N) Filtration Equipment Type: -- FILTER SIZE: -- µm

FIELD DECONTAMINATION: PUMP (Y) N TUBING Y (N (replaced)) DUPLICATE: Y (N)

SAMPLE CONTAINER SPECIFICATION				SAMPLE PRESERVATION (including wet ice)					
SAMPLE ID CODE	# CONTAINERS	MATERIAL CODE	VOLUME	PRESERVATIVE USED	TOTAL VOL ADDED IN FIELD (mL)	FINAL pH	INTENDED ANALYSIS AND/OR METHOD	SAMPLING EQUIPMENT CODE	SAMPLE PUMP FLOW RATE (gal per minute)
MW-69	4	AG	40 mL	HCL	40 mL x 4	5.89	6200	ESP	0.173
	3	AG	40 mL	HCL	40 mL x 3		VPH		
	1	PE	250 mL	HNO_3	250 mL		Lead by 6010		

REMARKS:

MATERIAL CODES: AG = Amber Glass; CG = Clear Glass; HDPE = High Density Polyethylene; LDPE = Low Density Polyethylene; PP = Polypropylene; S = Silicone; T = Teflon; O = Other (Specify)

SAMPLING EQUIPMENT CODES: APP = After (Through) Peristaltic Pump; B = Bailer; BP = Bladder Pump; ESP = Electric Submersible Pump; RFPP = Reverse Flow Peristaltic Pump; SM = Straw Method (Tubing Gravity Drain); O = Other (Specify)

GROUNDWATER SAMPLING LOG

SITE NAME: 2020-L1-2448 Incident	SITE LOCATION: Huntersville, NC	PROJECT NUMBER: 60639876	WELL NAME: MW-70	DATE: 7/6/2021
WELL DIAMETER (inches): 2	TUBING DIAMETER (inches): 3/8	WELL SCREEN INTERVAL DEPTH: 33 feet to 48 feet	DEPTH TO WATER (feet): 35.97	PUMP TYPE OR BAILER: Monsoon

1 WELL VOLUME = (TD - DTW) X WELL CAPACITY

(48 ft. - 35.97 ft.) X 0.16 gal./ft. = 1.92 gallons

3 WELL VOLUMES = 1 WELL VOLUME X 3

1.92 gal. X 3 = 5.77 gallons

PUMP DEPTH IN WELL (feet): 41	PURGING INITIATED AT: 1425	PURGING ENDED AT: 1500	TOTAL VOLUME PURGED (gallons): 3.5

TIME (military)	VOLUME PURGED (gallons)	PURGE RATE (gpm)	DEPTH TO WATER (feet)	TEMP (°C)	DO (mg/L)	COND. (µS/cm)	pH (standard units)	ORP (mV)	TURB. (NTU)	COLOR (describe)	ODOR (describe)
STABILIZATION CRITERIA			<0.3 ft. drawdown	within 3%	within 10% or <0.5 mg/L	within 3%	± 0.1 unit	± 10 mV	within 10% or <10 NTU	–	–
1425	0.00	0.1	36.19	20.4	5.52	183.6	6.49	264.2	71,100	Brown	None
1430	0.5	↓	36.55	19.6	5.11	180.4	6.51	255.2	457.6	Cloudy White	↓
1435	1.0		36.91	20.1	4.47	188.9	6.55	249.1	161.9	Cloudy White	
1440	1.5		36.23	21.6	4.34	192.4	6.49	256.6	98.41	Clear	
1445	2.0		36.55	20.8	4.47	185.1	6.42	255.0	65.01	↓	
1450	2.5		36.80	21.1	4.83	185.3	6.49	254.7	47.77		
1455	3.0		36.81	21.1	4.64	185.7	6.48	253.8	49.85		
1500	3.5	↓	36.77	21.1	4.72	185.2	6.48	254.4	48.52	↓	↓

AO

WELL CAPACITY (Gallons Per Foot): 0.75" = 0.02; 1" = 0.04; 1.25" = 0.06; 2" = 0.16; 3" = 0.37; 4" = 0.65; 5" = 1.02; 6" = 1.47; 12" = 5.88

SAMPLING DATA

SAMPLED BY (PRINT) / AFFILIATION: Andrew O'Malia / AECOM	SAMPLER(S) SIGNATURE(S): AO'M	SAMPLE TIME: 1505
PUMP OR TUBING DEPTH IN WELL (feet): 41	TUBING MATERIAL CODE: LDPE	FIELD-FILTERED: Y (N) Filtration Equipment Type: – FILTER SIZE: –– µm
FIELD DECONTAMINATION: PUMP (Y) N TUBING Y (N) (replaced)		DUPLICATE: Y (N)

SAMPLE CONTAINER SPECIFICATION				SAMPLE PRESERVATION (including wet ice)					
SAMPLE ID CODE	# CONTAINERS	MATERIAL CODE	VOLUME	PRESERVATIVE USED	TOTAL VOL ADDED IN FIELD (mL)	FINAL pH	INTENDED ANALYSIS AND/OR METHOD	SAMPLING EQUIPMENT CODE	SAMPLE PUMP FLOW RATE (gal per minute)
MW-65	4	AG	40 mL	HCL	40 mL x 4		6200	ESP	0.1
↓	3	AG	40 mL	HCL	40 mL x 3	↓	VPH	↓	↓
	1	PE	250 mL	HNO_3	250 mL		Lead by 6010		

REMARKS:

MATERIAL CODES: **AG** = Amber Glass; **CG** = Clear Glass; **HDPE** = High Density Polyethylene; **LDPE** = Low Density Polyethylene; **PP** = Polypropylene; **S** = Silicone; **T** = Teflon; **O** = Other (Specify)

SAMPLING EQUIPMENT CODES: **APP** = After (Through) Peristaltic Pump; **B** = Bailer; **BP** = Bladder Pump; **ESP** = Electric Submersible Pump; **RFPP** = Reverse Flow Peristaltic Pump; **SM** = Straw Method (Tubing Gravity Drain); **O** = Other (Specify)

GROUNDWATER SAMPLING LOG

SITE NAME: 2020-L1-2448 Incident	SITE LOCATION: Huntersville, NC	PROJECT NUMBER: 60639876	WELL NAME: MW-71	DATE: 7/8/21
WELL DIAMETER (inches): 2	TUBING DIAMETER (inches): 3/8	WELL SCREEN INTERVAL DEPTH: 53.58 feet to 68.58 feet	DEPTH TO WATER (feet): 55.69	PUMP TYPE OR BAILER: ESP

1 WELL VOLUME = (TD - DTW) X WELL CAPACITY

(____ ft. - ____ ft.) X ____ gal./ft. = ____ gallons

3 WELL VOLUMES = 1 WELL VOLUME X 3

____ gal. X 3 = ____ gallons

PUMP DEPTH IN WELL (feet): 65	PURGING INITIATED AT: 1345	PURGING ENDED AT: 1505	TOTAL VOLUME PURGED (gallons): 5.0

TIME (military)	VOLUME PURGED (gallons)	PURGE RATE (gpm)	DEPTH TO WATER (feet)	TEMP. (°C)	DO (mg/L)	COND. (µS/cm)	pH (standard units)	ORP (mV)	TURB. (NTU)	COLOR (describe)	ODOR (describe)
STABILIZATION CRITERIA			<0.3 ft. drawdown	within 3%	within 10% or <0.5 mg/L	within 3%	± 0.1 unit	± 10 mV	within 10% or <10 NTU	–	–
1345	0		55.69	17.7	0.56	135.4	6.30	83.7	879.6	Cloudy	None
1350	0.3		55.69	18.0	1.62	135.0	6.12	87.9	431.1	"	"
1355	0.7		55.69	18.3	1.88	137.9	6.06	91.1	565.7	"	"
1400	1.1		55.69	17.9	1.92	139.0	5.98	94.5	584.4	"	"
1405	1.4		55.69	17.6	1.81	141.2	5.98	97.1	570.9	"	"
1410	1.9		55.69	17.9	1.78	151.3	6.02	95.4	597.6	"	"
1415	2.3		55.69	17.9	1.81	154.5	6.05	94.6	589.0	"	"
1420	2.7		55.69	17.8	1.81	155.5	6.05	94.8	599.9	"	"
1425	3.0		55.69	17.8	1.79	156.7	6.05	95.4	611.1	"	"
1430	3.4		55.69	17.9	1.67	157.1	6.06	95.3	609.8	"	"
1435	3.9		55.69	18.0	1.66	157.6	6.06	95.1	619.2	"	"
1440	4.3		55.69	18.1	1.68	157.7	6.06	95.3	636.1	"	"
1445	4.7		55.69	18.1	1.60	157.9	6.07	95.0	622.4	"	"

WELL CAPACITY (Gallons Per Foot): **0.75"** = 0.02; **1"** = 0.04; **1.25"** = 0.06; **2"** = 0.16; **3"** = 0.37; **4"** = 0.65; **5"** = 1.02; **6"** = 1.47; **12"** = 5.88

SAMPLING DATA

SAMPLED BY (PRINT) / AFFILIATION: T. Dicks / AECOM	SAMPLER(S) SIGNATURE(S):	SAMPLE TIME: 1500
PUMP OR TUBING DEPTH IN WELL (feet): 65	TUBING MATERIAL CODE: LDPE	FIELD-FILTERED: Y (N) Filtration Equipment Type: – FILTER SIZE: – µm
FIELD DECONTAMINATION: PUMP (Y) N	TUBING Y (N) (replaced)	DUPLICATE: Y (N)

SAMPLE CONTAINER SPECIFICATION				SAMPLE PRESERVATION (including wet ice)			INTENDED ANALYSIS AND/OR METHOD	SAMPLING EQUIPMENT CODE	SAMPLE PUMP FLOW RATE (gal per minute)
SAMPLE ID CODE	# CONTAINERS	MATERIAL CODE	VOLUME	PRESERVATIVE USED	TOTAL VOL ADDED IN FIELD (mL)	FINAL pH			
MW71	4	AG	40 mL	HCL	40 mL x 4		6200	ESP	
"	3	AG	40 mL	HCL	40 mL x 3		VPH	"	
"	1	PE	250 mL	HNO_3	250 mL		Lead by 6010	"	

REMARKS:

MATERIAL CODES: **AG** = Amber Glass; **CG** = Clear Glass; **HDPE** = High Density Polyethylene; **LDPE** = Low Density Polyethylene; **PP** = Polypropylene; **S** = Silicone; **T** = Teflon; **O** = Other (Specify)

SAMPLING EQUIPMENT CODES: **APP** = After (Through) Peristaltic Pump; **B** = Bailer; **BP** = Bladder Pump; **ESP** = Electric Submersible Pump; **RFPP** = Reverse Flow Peristaltic Pump; **SM** = Straw Method (Tubing Gravity Drain); **O** = Other (Specify)

GROUNDWATER SAMPLING LOG

SITE NAME: 2020-L1-2448 Incident	SITE LOCATION: Huntersville, NC	PROJECT NUMBER: 60639876	WELL NAME: MW-73	DATE: 07/08/21
WELL DIAMETER (inches): 2"	TUBING DIAMETER (inches): 3/8"	WELL SCREEN INTERVAL DEPTH: 25.03 feet to 40.03 feet	DEPTH TO WATER (feet): 32.51	PUMP TYPE OR BAILER: monsoon XL

1 WELL VOLUME = (TD - DTW) X WELL CAPACITY

(40.03 ft. - 32.51 ft.) X 0.16 gal./ft. = 1.2 gallons

3 WELL VOLUMES = 1 WELL VOLUME X 3

1.2 gal. X 3 = 3.61 gallons

PUMP DEPTH IN WELL (feet): 37.51	PURGING INITIATED AT: 1155	PURGING ENDED AT: 1345	TOTAL VOLUME PURGED (gallons):

TIME (military)	VOLUME PURGED (gallons)	PURGE RATE (gpm)	DEPTH TO WATER (feet)	TEMP. (°C)	DO (mg/L)	COND. (µS/cm)	pH (standard units)	ORP (mV)	TURB. (NTU)	COLOR (describe)	ODOR (describe)
STABILIZATION CRITERIA			<0.3 ft. drawdown	within 3%	within 10% or <0.5 mg/L	within 3%	± 0.1 unit	± 10 mV	within 10% or <10 NTU	–	–
1200	1	0.20	33.47	18.2	4.68	162.3	6.74	119.9	178.7	milky	none
1205	1.25	0.25	33.5	18.2	4.73	161.1	6.68	125.6	257.0	milky	none
1210	2.00	0.40	32.5	18.2	4.95	159.4	6.64	133.2	201.1	milky	none
1215	2.50	0.50	33.51	18.1	4.91	159.3	6.69	137.6	169.3	milky	none
1220	3.00	0.60	33.53	18.1	5.15	156.9	6.66	142.0	729.7	milky	none
1225	2.50	0.70	33.23	18.7	5.02	156.1	6.64	147.3	745.0	clear	none
1230	3.75	0.75	33.18	18.8	5.03	156.4	6.64	146.7	475.0	clear	none
1235			33.13	18.9	5.11	156.3	6.64	149.1	110.0	clear	none
		turbidity	meter	stopped		off	on	enviro	was	not	calibrated
1325	4.5	0.90	33.13	19.0	6.05	153.6	6.69	139.9	196.4	clear	none
1330	4.75	0.95	33.10	19.0	5.96	152.4	6.63	147.2	182.8	clear	none
1335	5.0	1.00	33.12	19.0	5.91	151.6	6.62	150.0	190.7	clear	none
1340	5.25	1.05	33.10	19.0	6.02	151.7	6.62	153.5	193.7	clear	none
1345	5.5	1.10	33.13	19.0	5.98	153.7	6.62	160.7	190.0	clear	none

WELL CAPACITY (Gallons Per Foot): 0.75" = 0.02; 1" = 0.04; 1.25" = 0.06; 2" = 0.16; 3" = 0.37; 4" = 0.65; 5" = 1.02; 6" = 1.47; 12" = 5.88

SAMPLING DATA

SAMPLED BY (PRINT) / AFFILIATION: Emilia Torrellas / AECOM	SAMPLER(S) SIGNATURE(S): Emilia A. Torrellas	SAMPLE TIME: 1345
PUMP OR TUBING DEPTH IN WELL (feet): 37.51	TUBING MATERIAL CODE: LDPE	FIELD-FILTERED: Y (N) Filtration Equipment Type: -- FILTER SIZE: -- µm
FIELD DECONTAMINATION: PUMP (Y) N	TUBING (Y) N (replaced)	DUPLICATE: Y (N)

SAMPLE CONTAINER SPECIFICATION				SAMPLE PRESERVATION (including wet ice)					
SAMPLE ID CODE	# CONTAINERS	MATERIAL CODE	VOLUME	PRESERVATIVE USED	TOTAL VOL ADDED IN FIELD (mL)	FINAL pH	INTENDED ANALYSIS AND/OR METHOD	SAMPLING EQUIPMENT CODE	SAMPLE PUMP FLOW RATE (gal per minute)
MW-73	4	AG	40 mL	HCL	40 mL x 4	6.62	6200	ESP	
MW-73	3	AG	40 mL	HCL	40 mL x 3	6.62	VPH	ESP	
MW-73	1	PE	250 mL	HNO_3	250 mL	6.62	Lead by 6010	ESP	

REMARKS:

MATERIAL CODES: AG = Amber Glass; CG = Clear Glass; HDPE = High Density Polyethylene; LDPE = Low Density Polyethylene; PP = Polypropylene; S = Silicone; T = Teflon; O = Other (Specify)

SAMPLING EQUIPMENT CODES: APP = After (Through) Peristaltic Pump; B = Bailer; BP = Bladder Pump; ESP = Electric Submersible Pump; RFPP = Reverse Flow Peristaltic Pump; SM = Straw Method (Tubing Gravity Drain); O = Other (Specify)

GROUNDWATER SAMPLING LOG

SITE NAME: 2020-L1-2448 Incident	SITE LOCATION: Huntersville, NC	PROJECT NUMBER: 60639876	WELL NAME: MW-74	DATE: 7/6/2021
WELL DIAMETER (inches): 2	TUBING DIAMETER (inches): 3/4	WELL SCREEN INTERVAL DEPTH: 17.8 feet to 32.8 feet	DEPTH TO WATER (feet): 21.20	PUMP TYPE OR BAILER: Monsoon

1 WELL VOLUME = (TD - DTW) X WELL CAPACITY

(32.8 ft. - 21.20 ft.) X 0.16 gal./ft. = 1.89 gallons

3 WELL VOLUMES = 1 WELL VOLUME X 3

1.89 gal. X 3 = 5.67 gallons

PUMP DEPTH IN WELL (feet): 28	PURGING INITIATED AT: 0925	PURGING ENDED AT: 1035	TOTAL VOLUME PURGED (gallons): 7.0

TIME (military)	VOLUME PURGED (gallons)	PURGE RATE (gpm)	DEPTH TO WATER (feet)	TEMP (°C)	DO (mg/L)	COND (µS/cm)	pH (standard units)	ORP (mV)	TURB (NTU)	COLOR (describe)	ODOR (describe)
STABILIZATION CRITERIA			<0.3 ft. drawdown	within 3%	within 10% or <0.5 mg/L	within 3%	± 0.1 unit	± 10 mV	within 10% or <10 NTU	--	--
0925	0.00	0.1	21.53	19.3	5.72	142.5	6.36	277.4	452.2	Brown	None
0930	0.5	"	21.51	19.8	5.03	143.5	6.45	282.6	439.5	"	"
0935	1.0	"	21.53	20.0	4.64	148.4	6.45	296.4	589.0	"	"
0940	1.5	"	21.55	20.3	4.83	146.7	6.45	299.9	397.4	"	"
0945	2.0	"	21.51	20.7	4.53	147.8	6.46	302.1	389.4	"	"
0950	2.5	"	21.53	21.0	4.27	152.2	6.45	302.0	554.9	"	"
0955	3.0	"	21.51	20.9	4.82	155.4	6.45	302.3	733.5	"	"
1000	3.5	"	21.55	20.6	4.62	155.3	6.44	302.5	936.1	"	"
1005	4.0	"	21.55	20.8	4.59	157.1	6.44	301.6	938.2	"	"
1010	4.5	"	21.54	20.6	4.09	158.4	6.43	299.7	988.3	"	"
1015	5.0	"	21.56	20.8	4.21	160.9	6.44	297.2	71,100	"	"
1020	5.5	"	21.55	21.0	4.23	162.2	6.43	293.7	735.3	"	"
1025	6.0	"	21.55	20.8	4.37	162.0	6.43	290.5	515.2	"	"
1030	6.5	"	21.54	21.0	4.64	163.9	6.44	286.5	406.2	"	"
1035	7.0	"	21.55	21.0	4.21	164.5	6.43	279.7	318.1	"	"

AO

WELL CAPACITY (Gallons Per Foot): 0.75" = 0.02; 1" = 0.04; 1.25" = 0.06; 2" = 0.16; 3" = 0.37; 4" = 0.65; 5" = 1.02; 6" = 1.47; 12" = 5.88

SAMPLING DATA

SAMPLED BY (PRINT) / AFFILIATION: Andrew O'Neil / AECOM	SAMPLER(S) SIGNATURE(S): AO'N	SAMPLE TIME: 1040
PUMP OR TUBING DEPTH IN WELL (feet): 27	TUBING MATERIAL CODE: LDPE	FIELD-FILTERED: Y (N) Filtration Equipment Type: -- FILTER SIZE: -- µm

FIELD DECONTAMINATION: PUMP (Y) N TUBING Y (N replaced) DUPLICATE: Y (N)

SAMPLE CONTAINER SPECIFICATION				SAMPLE PRESERVATION (including wet ice)			INTENDED ANALYSIS AND/OR METHOD	SAMPLING EQUIPMENT CODE	SAMPLE PUMP FLOW RATE (gal per minute)
SAMPLE ID CODE	# CONTAINERS	MATERIAL CODE	VOLUME	PRESERVATIVE USED	TOTAL VOL ADDED IN FIELD (mL)	FINAL pH			
MW-74	4	AG	40 mL	HCL	40 mL x 4	6.43	6200	ESP	0.1
"	3	AG	40 mL	HCL	40 mL x 3	"	VPH	"	"
"	1	PE	250 mL	HNO_3	250 mL	"	Lead by 6010	"	"

REMARKS: 1000: Pump raised 1 ft.
More than 3 well volumes purged

MATERIAL CODES: **AG** = Amber Glass; **CG** = Clear Glass; **HDPE** = High Density Polyethylene; **LDPE** = Low Density Polyethylene; **PP** = Polypropylene; **S** = Silicone; **T** = Teflon; **O** = Other (Specify)

SAMPLING EQUIPMENT CODES: **APP** = After (Through) Peristaltic Pump; **B** = Bailer; **BP** = Bladder Pump; **ESP** = Electric Submersible Pump; **RFPP** = Reverse Flow Peristaltic Pump; **SM** = Straw Method (Tubing Gravity Drain); **O** = Other (Specify)

GROUNDWATER SAMPLING LOG

SITE NAME: 2020-L1-2448 Incident	SITE LOCATION: Huntersville, NC	PROJECT NUMBER: 60639876	WELL NAME: MW-75	DATE: 7/6/21
WELL DIAMETER (inches): 2"	TUBING DIAMETER (inches): 3/8"	WELL SCREEN INTERVAL DEPTH: 31 feet to 46 feet	DEPTH TO WATER (feet): 38.19	PUMP TYPE OR BAILER: ESP

1 WELL VOLUME = (TD - DTW) X WELL CAPACITY

(46 ft. - 38.19 ft.) X 0.163 gal./ft. = 1.27 gallons

3 WELL VOLUMES = 1 WELL VOLUME X 3

1.27 gal. X 3 = 3.82 gallons

PUMP DEPTH IN WELL (feet): ~42'	PURGING INITIATED AT: 1100	PURGING ENDED AT: 1150	TOTAL VOLUME PURGED (gallons): ~5.0

TIME (military)	VOLUME PURGED (gallons)	PURGE RATE (gpm)	DEPTH TO WATER (feet)	TEMP. (°C)	DO (mg/L)	COND. (µS/cm)	pH (standard units)	ORP (mV)	TURB. (NTU)	COLOR (describe)	ODOR (describe)
STABILIZATION CRITERIA			<0.3 ft. drawdown	within 3%	within 10% or <0.5 mg/L	within 3%	± 0.1 unit	± 10 mV	within 10% or <10 NTU	-	-
1100	0	0.1	38.01	20.9	14.96	181.9	6.19	165.7	1100	TAN	NONE
1110	1	0.1	39.16	21.4	7.49	181.9	6.24	161.4	1097	TAN	NONE
1120	2	0.1	39.30	20.6	2.43	181.9	6.88	150.8	724.5	TAN	NONE
1130	3	0.1	39.31	20.6	2.32	176.4	6.77	150.3	341.6	LT. TAN	NONE
1140	4	0.1	39.37	20.4	2.30	177.9	6.77	150.1	150.7	LT. TAN	NONE
1150	5	0.1	39.	20.5	2.29	177.3	6.77	148.3	73.6	LT. TAN	NONE

WELL CAPACITY (Gallons Per Foot): 0.75" = 0.02; 1" = 0.04; 1.25" = 0.06; 2" = 0.16; 3" = 0.37; 4" = 0.65; 5" = 1.02; 6" = 1.47; 12" = 5.88

SAMPLING DATA

SAMPLED BY (PRINT) / AFFILIATION: COLEMAN MARCHIN	SAMPLER(S) SIGNATURE(S):	SAMPLE TIME: 1150
PUMP OR TUBING DEPTH IN WELL (feet):	TUBING MATERIAL CODE: POLY	FIELD-FILTERED: Y (N) Filtration Equipment Type: -- FILTER SIZE: -- µm
FIELD DECONTAMINATION: PUMP (Y) N TUBING Y N (replaced)		DUPLICATE: Y (N)

SAMPLE CONTAINER SPECIFICATION				SAMPLE PRESERVATION (including wet ice)					
SAMPLE ID CODE	# CONTAINERS	MATERIAL CODE	VOLUME	PRESERVATIVE USED	TOTAL VOL ADDED IN FIELD (mL)	FINAL pH	INTENDED ANALYSIS AND/OR METHOD	SAMPLING EQUIPMENT CODE	SAMPLE PUMP FLOW RATE (gal per minute)
	4	AG	40 mL	HCL	40 mL x 4	6.77	6200	ESP	0.1
	3	AG	40 mL	HCL	40 mL x 3	6.77	VPH	ESP	0.1
	1	PE	250 mL	HNO_3	250 mL	6.77	Lead by 6010	ESP	0.1

REMARKS:

MATERIAL CODES: AG = Amber Glass; CG = Clear Glass; HDPE = High Density Polyethylene; LDPE = Low Density Polyethylene; PP = Polypropylene; S = Silicone; T = Teflon; O = Other (Specify)

SAMPLING EQUIPMENT CODES: APP = After (Through) Peristaltic Pump; B = Bailer; BP = Bladder Pump; ESP = Electric Submersible Pump; RFPP = Reverse Flow Peristaltic Pump; SM = Straw Method (Tubing Gravity Drain); O = Other (Specify)

GROUNDWATER SAMPLING LOG

SITE NAME: 2020-L1-2448 Incident	SITE LOCATION: Huntersville, NC	PROJECT NUMBER: 60639876	WELL NAME: MW-76	DATE: 7/6/2021
WELL DIAMETER (inches): 2	TUBING DIAMETER (inches): 3/8	WELL SCREEN INTERVAL DEPTH: 28.8 feet to 48.8 feet	DEPTH TO WATER (feet): 30.07	PUMP TYPE OR BAILER: monsoon pump

1 WELL VOLUME = (TD - DTW) X WELL CAPACITY

(48.80 ft. - 30.07 ft.) X 0.163 gal./ft. = 3.05 gallons

3 WELL VOLUMES = 1 WELL VOLUME X 3

3.05 gal. X 3 = 9.16 gallons

PUMP DEPTH IN WELL (feet): 43	PURGING INITIATED AT: 1010	PURGING ENDED AT: 1055	TOTAL VOLUME PURGED (gallons): 9.16

TIME (military)	VOLUME PURGED (gallons)	PURGE RATE (gpm)	DEPTH TO WATER (feet)	TEMP. (°C)	DO (mg/L)	COND. (µS/cm)	pH (standard units)	ORP (mV)	TURB. (NTU)	COLOR (describe)	ODOR (describe)
STABILIZATION CRITERIA			<0.3 ft. drawdown	within 3%	within 10% or <0.5 mg/L	within 3%	± 0.1 unit	± 10 mV	within 10% or <10 NTU	–	–
1010	0	0.167	30.07	17.0	7.01	28.2	6.30	269.9	71100	brown	none
1015	1.02	"	30.48	16.8	6.56	126.1	5.43	276.5	672.4	"	"
1020	2.04	"	30.50	16.8	6.57	125.9	5.41	264.5	700.9	"	"
1025	3.05	"	30.60	16.7	6.68	126.0	5.47	255.4	616.9	"	"
1030	4.07	"	30.56	16.7	6.70	125.9	5.48	251.8	360.6	"	"
1035	5.09	"	30.66	16.6	6.74	125.9	5.52	248.2	256.7	"	"
1040	6.11	"	30.60	16.6	6.81	126.5	5.50	247.2	145.7	clear	"
1045	7.12	"	30.65	16.7	6.88	127.1	5.60	240.0	126.1	"	"
1050	8.14	"	30.59	16.8	6.84	127.7	5.55	242.1	116.0	"	"
1055	9.16	"	30.66	16.7	6.97	127.8	5.58	241.0	225.4	brown	"

WELL CAPACITY (Gallons Per Foot): 0.75" = 0.02; 1" = 0.04; 1.25" = 0.06; 2" = 0.16; 3" = 0.37; 4" = 0.65; 5" = 1.02; 6" = 1.47; 12" = 5.88

SAMPLING DATA

SAMPLED BY (PRINT) / AFFILIATION: Emily Love / AECOM	SAMPLER(S) SIGNATURE(S): Emily R. Love	SAMPLE TIME: 1055
PUMP OR TUBING DEPTH IN WELL (feet): 43	TUBING MATERIAL CODE: LDPE	FIELD-FILTERED: Y (N) Filtration Equipment Type: -- FILTER SIZE: -- µm

FIELD DECONTAMINATION: PUMP (Y) N TUBING Y (N (replaced)) DUPLICATE: (Y) N

SAMPLE CONTAINER SPECIFICATION				SAMPLE PRESERVATION (including wet ice)			INTENDED ANALYSIS AND/OR METHOD	SAMPLING EQUIPMENT CODE	SAMPLE PUMP FLOW RATE (gal per minute)
SAMPLE ID CODE	# CONTAINERS	MATERIAL CODE	VOLUME	PRESERVATIVE USED	TOTAL VOL ADDED IN FIELD (mL)	FINAL pH			
MW-76	4	AG	40 mL	HCL	40 mL x 4	5.58	6200	ESP	0.167
"	3	AG	40 mL	HCL	40 mL x 3	"	VPH	"	"
"	1	PE	250 mL	HNO_3	250 mL	"	Lead by 6010	"	"

REMARKS:

DUP-2-20210706

MATERIAL CODES: AG = Amber Glass; CG = Clear Glass; HDPE = High Density Polyethylene; LDPE = Low Density Polyethylene; PP = Polypropylene; S = Silicone; T = Teflon; O = Other (Specify)

SAMPLING EQUIPMENT CODES: APP = After (Through) Peristaltic Pump; B = Bailer; BP = Bladder Pump; ESP = Electric Submersible Pump; RFPP = Reverse Flow Peristaltic Pump; SM = Straw Method (Tubing Gravity Drain); O = Other (Specify)

GROUNDWATER SAMPLING LOG

SITE NAME: 2020-L1-2448 Incident	SITE LOCATION: Huntersville, NC	PROJECT NUMBER: 60639876	WELL NAME: MW-77	DATE: 7/7/2021
WELL DIAMETER (inches): 2	TUBING DIAMETER (inches): 3/8	WELL SCREEN INTERVAL DEPTH: 18.6 feet to 48.6 feet	DEPTH TO WATER (feet): 28.53	PUMP TYPE OR BAILER: Monsoon

1 WELL VOLUME = (TD - DTW) X WELL CAPACITY

(48.6 ft. - 28.53 ft.) x 0.16 gal./ft. = 3.21 gallons

3 WELL VOLUMES = 1 WELL VOLUME X 3

3.21 gal. X 3 = 9.63 gallons

PUMP DEPTH IN WELL (feet): 35	PURGING INITIATED AT: 1310	PURGING ENDED AT: 1350	TOTAL VOLUME PURGED (gallons): 4.0

TIME (military)	VOLUME PURGED (gallons)	PURGE RATE (gpm)	DEPTH TO WATER (feet)	TEMP. (°C)	DO (mg/L)	COND. (µS/cm)	pH (standard units)	ORP (mV)	TURB. (NTU)	COLOR (describe)	ODOR (describe)
STABILIZATION CRITERIA			<0.3 ft. drawdown	within 3%	within 10% or <0.5 mg/L	within 3%	± 0.1 unit	± 10 mV	within 10% or <10 NTU	–	–
1310	0.00	0.1	28.74	21.8	7.97	106.7	6.18	281.1	>1,100	Brown	None
1315	0.5	"	29.00	19.8	7.21	94.0	6.25	266.6	758.9	"	"
1320	1.0	"	28.98	19.1	7.36	93.1	6.19	262.1	914.3	"	"
1325	1.5	"	28.81	20.6	7.13	97.3	6.33	263.5	379.9	"	"
1330	2.0	"	28.79	19.3	7.46	95.9	6.26	264.0	381.0	"	"
1335	2.5	"	28.80	19.8	6.68	100.5	6.32	263.3	320.4	"	"
1340	3.0	"	28.78	19.9	6.98	101.4	6.29	271.8	345.1	"	"
1345	3.5	"	28.79	19.9	7.11	101.1	6.29	270.7	351.6	"	"
1350	4.0	"	28.77	20.1	7.20	100.8	6.29	268.9	346.9	"	"

AG

WELL CAPACITY (Gallons Per Foot): **0.75"** = 0.02; **1"** = 0.04; **1.25"** = 0.06; **2"** = 0.16; **3"** = 0.37; **4"** = 0.65; **5"** = 1.02; **6"** = 1.47; **12"** = 5.88

SAMPLING DATA

SAMPLED BY (PRINT) / AFFILIATION: Andrew O'Neil / AECOM	SAMPLER(S) SIGNATURE(S): A O'N	SAMPLE TIME: 1355
PUMP OR TUBING DEPTH IN WELL (feet): 36	TUBING MATERIAL CODE: LDPE	FIELD-FILTERED: Y (N) Filtration Equipment Type: -- FILTER SIZE: -- µm
FIELD DECONTAMINATION: PUMP (Y) N TUBING Y (N) (replaced)		DUPLICATE: Y (N)

SAMPLE CONTAINER SPECIFICATION				SAMPLE PRESERVATION (including wet ice)					
SAMPLE ID CODE	# CONTAINERS	MATERIAL CODE	VOLUME	PRESERVATIVE USED	TOTAL VOL ADDED IN FIELD (mL)	FINAL pH	INTENDED ANALYSIS AND/OR METHOD	SAMPLING EQUIPMENT CODE	SAMPLE PUMP FLOW RATE (gal per minute)
MW-77	4	AG	40 mL	HCL	40 mL x 4	6.29	6200	ESP	0.1
"	3	AG	40 mL	HCL	40 mL x 3	"	VPH	"	"
"	1	PE	250 mL	HNO_3	250 mL	"	Lead by 6010	"	"

REMARKS:

MATERIAL CODES: **AG** = Amber Glass; **CG** = Clear Glass; **HDPE** = High Density Polyethylene; **LDPE** = Low Density Polyethylene; **PP** = Polypropylene; **S** = Silicone; **T** = Teflon; **O** = Other (Specify)

SAMPLING EQUIPMENT CODES: **APP** = After (Through) Peristaltic Pump; **B** = Bailer; **BP** = Bladder Pump; **ESP** = Electric Submersible Pump; **RFPP** = Reverse Flow Peristaltic Pump; **SM** = Straw Method (Tubing Gravity Drain); **O** = Other (Specify)

GROUNDWATER SAMPLING LOG

SITE NAME: 2020-L1-2448 Incident	SITE LOCATION: Huntersville, NC	PROJECT NUMBER: 60639876	WELL NAME: MW-78	DATE: 7/7/21
WELL DIAMETER (inches): 2"	TUBING DIAMETER (inches): 3/8"	WELL SCREEN INTERVAL DEPTH: 28.5 feet to 53.5 feet	DEPTH TO WATER (feet): 33.40	PUMP TYPE OR BAILER: ESP

1 WELL VOLUME = (TD - DTW) X WELL CAPACITY

(53.5 ft. - 33.40 ft.) X 0.163 gal./ft. = 3.3 gallons

3 WELL VOLUMES = 1 WELL VOLUME X 3

3.3 gal. X 3 = 9.8 gallons

PUMP DEPTH IN WELL (feet): ~47'	PURGING INITIATED AT: 1010	PURGING ENDED AT: 1110	TOTAL VOLUME PURGED (gallons): 6.0

TIME (military)	VOLUME PURGED (gallons)	PURGE RATE (gpm)	DEPTH TO WATER (feet)	TEMP (°C)	DO (mg/L)	COND (µS/cm)	pH (standard units)	ORP (mV)	TURB (NTU)	COLOR (describe)	ODOR (describe)
STABILIZATION CRITERIA			<0.3 ft. drawdown	within 3%	within 10% or <0.5 mg/L	within 3%	± 0.1 unit	± 10 mV	within 10% or <10 NTU	–	–
1010	∅	0.1	33.40	19.8	7.40	105.3	6.35	308.3	730.3	LT. TAN	NONE
1020	1.0	0.1	33.73	20.0	6.39	104.2	6.29	290.9	472.9	LT. TAN	NONE
1030	2.0	0.1	33.98	19.9	6.17	103.9	6.41	267.4	364.3	LT. TAN	NONE
1040	3.0	0.1	33.95	20.1	4.93	105.3	6.59	249.2	138.4	CLEAR	NONE
1050	4.0	0.1	33.95	20.1	5.00	106.4	6.75	224.9	78.6	CLEAR	NONE
1100	5.0	0.1	33.95	20.1	4.99	106.7	6.77	221.6	29.7	CLEAR	NONE
1110	6.0	0.1	33.95	20.2	5.01	107.3	6.77	222.4	10.4	CLEAR	NONE

WELL CAPACITY (Gallons Per Foot): 0.75" = 0.02; 1" = 0.04; 1.25" = 0.06; 2" = 0.16; 3" = 0.37; 4" = 0.65; 5" = 1.02; 6" = 1.47; 12" = 5.88

SAMPLING DATA

SAMPLED BY (PRINT) / AFFILIATION: COLEMAN MARCHIN	SAMPLER(S) SIGNATURE(S):	SAMPLE TIME: 1110
PUMP OR TUBING DEPTH IN WELL (feet): 47'	TUBING MATERIAL CODE: POLY	FIELD-FILTERED: Y (N) Filtration Equipment Type: -- FILTER SIZE: -- µm

FIELD DECONTAMINATION: PUMP (Y) N TUBING Y (N) (replaced) DUPLICATE: Y N

SAMPLE CONTAINER SPECIFICATION				SAMPLE PRESERVATION (including wet ice)					
SAMPLE ID CODE	# CONTAINERS	MATERIAL CODE	VOLUME	PRESERVATIVE USED	TOTAL VOL ADDED IN FIELD (mL)	FINAL pH	INTENDED ANALYSIS AND/OR METHOD	SAMPLING EQUIPMENT CODE	SAMPLE PUMP FLOW RATE (gal per minute)
	4	AG	40 mL	HCL	40 mL x 4	5.01	6200	ESP	0.1
	3	AG	40 mL	HCL	40 mL x 3	5.01	VPH	ESP	0.1
	1	PE	250 mL	HNO_3	250 mL	5.01	Lead by 6010	ESP	0.1

REMARKS:

MATERIAL CODES: **AG** = Amber Glass; **CG** = Clear Glass; **HDPE** = High Density Polyethylene; **LDPE** = Low Density Polyethylene; **PP** = Polypropylene; **S** = Silicone; **T** = Teflon; **O** = Other (Specify)

SAMPLING EQUIPMENT CODES: **APP** = After (Through) Peristaltic Pump; **B** = Bailer; **BP** = Bladder Pump; **ESP** = Electric Submersible Pump; **RFPP** = Reverse Flow Peristaltic Pump; **SM** = Straw Method (Tubing Gravity Drain); **O** = Other (Specify)

GROUNDWATER SAMPLING LOG

SITE NAME: 2020-L1-2448 Incident	SITE LOCATION: Huntersville, NC	PROJECT NUMBER: 60639876	WELL NAME: MW-79	DATE: 7/7/2021
WELL DIAMETER (inches): 2	TUBING DIAMETER (inches): 3/8	WELL SCREEN INTERVAL DEPTH 20.8 feet to 40.8 feet	DEPTH TO WATER (feet): 27.40	PUMP TYPE OR BAILER: Monsoon

1 WELL VOLUME = (TD - DTW) X WELL CAPACITY
(40.8 ft. - 27.4 ft.) x 0.16 gal./ft. = 2.14 gallons

3 WELL VOLUMES = 1 WELL VOLUME X 3
2.14 gal. X 3 = 6.43 gallons

PUMP DEPTH IN WELL (feet): 34	PURGING INITIATED AT: 1040	PURGING ENDED AT: 1135	TOTAL VOLUME PURGED (gallons): 6.5

TIME (military)	VOLUME PURGED (gallons)	PURGE RATE (gpm)	DEPTH TO WATER (feet)	TEMP. (°C)	DO (mg/L)	COND. (µS/cm)	pH (standard units)	ORP (mV)	TURB. (NTU)	COLOR (describe)	ODOR (describe)
STABILIZATION CRITERIA			<0.3 ft. drawdown	within 3%	within 10% or <0.5 mg/L	within 3%	± 0.1 unit	± 10 mV	within 10% or <10 NTU	–	–
1040	0.00	0.1	27.60	21.0	8.78	109.3	6.20	216.9	71,100	Brown	slight odor
1045	0.5	"	27.61	20.1	7.87	108.6	6.12	230.9	71,100	"	"
1050	1.0	"	27.62	20.1	7.58	111.0	6.23	241.0	71,100	"	"
1055	1.5	"	27.65	19.8	7.48	111.7	6.23	254.7	71,100	"	"
1100	2.0	"	27.68	19.6	7.41	111.7	6.24	259.4	71,100	"	"
1105	2.5	"	27.70	20.1	6.79	113.9	6.25	263.8	906.1	"	"
1110	3.0	"	27.55	21.4	6.31	117.8	6.30	260.9	792.2	"	"
1115	3.5	"	27.53	20.6	6.14	115.6	6.24	261.8	695.6	"	"
1120	4.0	"	27.52	21.4	6.26	117.4	6.27	257.7	596.1	"	"
1125	5.5	"	27.51	21.4	6.95	117.0	6.26	257.4	403.1	"	"
1130	6.0	"	27.52	20.1	6.29	112.8	6.23	256.2	489.3	"	"
1135	6.5	"	27.51	19.7	6.16	112.0	6.16	257.3	542.1	"	"

AO

WELL CAPACITY (Gallons Per Foot): 0.75" = 0.02; 1" = 0.04; 1.25" = 0.06; 2" = 0.16; 3" = 0.37; 4" = 0.65; 5" = 1.02; 6" = 1.47; 12" = 5.88

SAMPLING DATA

SAMPLED BY (PRINT) / AFFILIATION: Andrew O'Malia / AECOM	SAMPLER(S) SIGNATURE(S): AO'M	SAMPLE TIME: 1140
PUMP OR TUBING DEPTH IN WELL (feet): 34	TUBING MATERIAL CODE: LDPE	FIELD-FILTERED: Y (N) Filtration Equipment Type: -- FILTER SIZE: -- µm
FIELD DECONTAMINATION: PUMP (Y) N	TUBING Y (N) (replaced)	DUPLICATE: Y (N)

SAMPLE CONTAINER SPECIFICATION				SAMPLE PRESERVATION (including wet ice)					
SAMPLE ID CODE	# CONTAINERS	MATERIAL CODE	VOLUME	PRESERVATIVE USED	TOTAL VOL ADDED IN FIELD (mL)	FINAL pH	INTENDED ANALYSIS AND/OR METHOD	SAMPLING EQUIPMENT CODE	SAMPLE PUMP FLOW RATE (gal per minute)
MW-79	4	AG	40 mL	HCL	40 mL x 4	6.16	6200	ESP	0.1
"	3	AG	40 mL	HCL	40 mL x 3	"	VPH	"	"
"	1	PE	250 mL	HNO_3	250 mL	"	Lead by 6010	"	"

REMARKS: 3 well volumes purged.

MATERIAL CODES: **AG** = Amber Glass; **CG** = Clear Glass; **HDPE** = High Density Polyethylene; **LDPE** = Low Density Polyethylene; **PP** = Polypropylene; **S** = Silicone; **T** = Teflon; **O** = Other (Specify)

SAMPLING EQUIPMENT CODES: **APP** = After (Through) Peristaltic Pump; **B** = Bailer; **BP** = Bladder Pump; **ESP** = Electric Submersible Pump; **RFPP** = Reverse Flow Peristaltic Pump; **SM** = Straw Method (Tubing Gravity Drain); **O** = Other (Specify)

GROUNDWATER SAMPLING LOG

SITE NAME: 2020-L1-2448 Incident	SITE LOCATION: Huntersville, NC	PROJECT NUMBER: 60639876	WELL NAME: MW-79D	DATE: 7/7/21
WELL DIAMETER (inches): 2"	TUBING DIAMETER (inches): 3/8	WELL SCREEN INTERVAL DEPTH: 146.60 feet to 156.60 feet	DEPTH TO WATER (feet): 42.17	PUMP TYPE OR BAILER: Mega Monsoon

1 WELL VOLUME = (TD - DTW) X WELL CAPACITY

(156.60 ft. - 42.17 ft.) X 0.16 gal./ft. = 18.31 gallons

3 WELL VOLUMES = 1 WELL VOLUME X 3

18.31 gal. X 3 = 54.93 gallons

PUMP DEPTH IN WELL (feet): 150	PURGING INITIATED AT: 1500	PURGING ENDED AT: 1555	TOTAL VOLUME PURGED (gallons): 5.5

TIME (military)	VOLUME PURGED (gallons)	PURGE RATE (gpm)	DEPTH TO WATER (feet)	TEMP. (°C)	DO (mg/L)	COND. (µS/cm)	pH (standard units)	ORP (mV)	TURB (NTU)	COLOR (describe)	ODOR (describe)
STABILIZATION CRITERIA			<0.3 ft. drawdown	within 3%	within 10% or <0.5 mg/L	within 3%	± 0.1 unit	± 10 mV	within 10% or <10 NTU	–	–
1505	0.5	0.1	42.83	19.0	4.21	2344	12.27	42.6	40.68	clear	none
1510	1.0		43.37	19.5	3.83	2351	12.28	23.2	38.29		
1515	1.5		43.92	19.7	3.10	2365	12.29	12.2	34.53		
1520	2.0		44.21	19.4	2.88	2347	12.36	-1.9	31.42		
1525	2.5		44.53	18.5	2.21	2221	12.34	-15.8	28.27		
1530	3.0		44.87	18.9	2.08	2233	12.35	-24.0	24.92		
1535	3.5		45.02	18.0	1.70	2139	12.36	-31.4	20.02		
1540	4.0		45.27	18.2	1.61	2107	12.37	-38.2	16.58		
1545	4.5		45.42	18.2	1.45	2068	12.38	-48.1	13.65		
1550	5.0		45.55	17.9	1.39	1826	12.36	-52.3	13.19		
1555	5.5		45.61	18.0	1.36	1736	12.37	-52.7	12.27		

MdK 7/7/21

WELL CAPACITY (Gallons Per Foot): 0.75" = 0.02; 1" = 0.04; 1.25" = 0.06; 2" = 0.16; 3" = 0.37; 4" = 0.65; 5" = 1.02; 6" = 1.47; 12" = 5.88

SAMPLING DATA

SAMPLED BY (PRINT) / AFFILIATION:	SAMPLER(S) SIGNATURE(S):	SAMPLE TIME:
Mike deKozlowski	Mike deKozlowski	1615

PUMP OR TUBING DEPTH IN WELL (feet): 150	TUBING MATERIAL CODE: LDPE	FIELD-FILTERED: Y (N) Filtration Equipment Type: --	FILTER SIZE: -- µm

FIELD DECONTAMINATION: PUMP (Y) N TUBING Y (N) (replaced) DUPLICATE: Y (N)

SAMPLE CONTAINER SPECIFICATION				SAMPLE PRESERVATION (including wet ice)			INTENDED ANALYSIS AND/OR METHOD	SAMPLING EQUIPMENT CODE	SAMPLE PUMP FLOW RATE (gal per minute)
SAMPLE ID CODE	# CONTAINERS	MATERIAL CODE	VOLUME	PRESERVATIVE USED	TOTAL VOL ADDED IN FIELD (mL)	FINAL pH			
MW-79D	4	AG	40 mL	HCL	40 mL x 4	12.37	6200	ESP	0.1
	3	AG	40 mL	HCL	40 mL x 3		VPH		
	1	PE	250 mL	HNO_3	250 mL		Lead by 6010		

REMARKS:

MATERIAL CODES: AG = Amber Glass; CG = Clear Glass; HDPE = High Density Polyethylene; LDPE = Low Density Polyethylene; PP = Polypropylene; S = Silicone; T = Teflon; O = Other (Specify)

SAMPLING EQUIPMENT CODES: APP = After (Through) Peristaltic Pump; B = Bailer; BP = Bladder Pump; ESP = Electric Submersible Pump; RFPP = Reverse Flow Peristaltic Pump; SM = Straw Method (Tubing Gravity Drain); O = Other (Specify)

GROUNDWATER SAMPLING LOG

SITE NAME: 2020-L1-2448 Incident	SITE LOCATION: Huntersville, NC	PROJECT NUMBER: 60639876	WELL NAME: MW-80	DATE: 7.7.21
WELL DIAMETER (inches): 2	TUBING DIAMETER (inches): 3/8	WELL SCREEN INTERVAL DEPTH: 20.40 feet to 40.40 feet	DEPTH TO WATER (feet): 28.40	PUMP TYPE OR BAILER: ESP

1 WELL VOLUME = (TD - DTW) X WELL CAPACITY: (40.40 ft. - 28.40 ft.) x .163 gal./ft. = 1.95 gallons

3 WELL VOLUMES = 1 WELL VOLUME X 3: 1.95 gal. X 3 = 5.86 gallons

PUMP DEPTH IN WELL (feet): 35.00	PURGING INITIATED AT: 1232	PURGING ENDED AT: 1330	TOTAL VOLUME PURGED (gallons): 4.40

TIME (military)	VOLUME PURGED (gallons)	PURGE RATE (gpm)	DEPTH TO WATER (feet)	TEMP (°C)	DO (mg/L)	COND. (µS/cm)	pH (standard units)	ORP (mV)	TURB. (NTU)	COLOR (describe)	ODOR (describe)
STABILIZATION CRITERIA			<0.3 ft. drawdown	within 3%	within 10% or <0.5 mg/L	within 3%	± 0.1 unit	± 10 mV	within 10% or <10 NTU	–	–
1235	initial	0.40	28.71	21.8	3.92	319.8	6.68	36.0	358.4	Brn	NO
1240	0.40		29.07	19.4	5.99	311.5	6.65	64.5	690.2	Brn	NO
1245	0.80		29.10	19.6	5.86	309.9	6.33	72.0	603.2	Brn	NO
1250	1.20		29.18	19.8	5.73	308.2	6.06	82.0	218.0	LtBrn	NO
1255	1.60		29.20	19.6	5.78	304.7	5.95	93.3	138.4	LtBrn	NO
1300	2.00		29.23	19.8	5.51	301.4	5.90	99.6	51.46	LtBrn	NO
1305	2.40		29.22	19.6	5.54	300.7	5.81	102.3	35.81	clear	NO
1310	2.80		29.22	19.7	4.15	298.8	5.78	107.1	34.97	clear	NO
1315	3.20		22.24	19.8	4.21	298.9	5.80	110.4	12.79	clear	NO
1320	3.60		22.23	19.9	4.10	298.0	5.81	110.1	9.86	clear	NO
1325	4.00		22.21	20.0	4.05	298.3	5.81	110.4	8.13	clear	NO
1330	4.40		22.20	20.1	4.15	298.5	5.78	110.2	6.68	clear	NO

WELL CAPACITY (Gallons Per Foot): **0.75"** = 0.02; **1"** = 0.04; **1.25"** = 0.06; **2"** = 0.16; **3"** = 0.37; **4"** = 0.65; **5"** = 1.02; **6"** = 1.47; **12"** = 5.88

SAMPLING DATA

SAMPLED BY (PRINT) / AFFILIATION: Randy Morgan	SAMPLER(S) SIGNATURE(S): Randy Morgan	SAMPLE TIME: 1335
PUMP OR TUBING DEPTH IN WELL (feet): 35.00	TUBING MATERIAL CODE: PE	FIELD-FILTERED: Y (N) Filtration Equipment Type: --	FILTER SIZE: -- µm

FIELD DECONTAMINATION: PUMP (Y) N TUBING Y (N (replaced)) DUPLICATE: (Y) N Dup-2-20210707

SAMPLE CONTAINER SPECIFICATION				SAMPLE PRESERVATION (including wet ice)					
SAMPLE ID CODE	# CONTAINERS	MATERIAL CODE	VOLUME	PRESERVATIVE USED	TOTAL VOL ADDED IN FIELD (mL)	FINAL pH	INTENDED ANALYSIS AND/OR METHOD	SAMPLING EQUIPMENT CODE	SAMPLE PUMP FLOW RATE (gal per minute)
MW-80	4	AG	40 mL	HCL	40 mL x 4	5.78	6200	ESP	
"	3	AG	40 mL	HCL	40 mL x 3	"	VPH	"	
"	1	PE	250 mL	HNO_3	250 mL	"	Lead by 6010	"	

REMARKS: Dup-2-20210707

MATERIAL CODES: **AG** = Amber Glass; **CG** = Clear Glass; **HDPE** = High Density Polyethylene; **LDPE** = Low Density Polyethylene; **PP** = Polypropylene; **S** = Silicone; **T** = Teflon; **O** = Other (Specify)

SAMPLING EQUIPMENT CODES: **APP** = After (Through) Peristaltic Pump; **B** = Bailer; **BP** = Bladder Pump; **ESP** = Electric Submersible Pump; **RFPP** = Reverse Flow Peristaltic Pump; **SM** = Straw Method (Tubing Gravity Drain); **O** = Other (Specify)

GROUNDWATER SAMPLING LOG

SITE NAME: 2020-L1-2448 Incident	SITE LOCATION: Huntersville, NC	PROJECT NUMBER: 60639876	WELL NAME: MW-81	DATE: 7-7-21
WELL DIAMETER (inches): 2	TUBING DIAMETER (inches): 3/8	WELL SCREEN INTERVAL DEPTH: 16.84 feet to 36.84 feet	DEPTH TO WATER (feet): 29.38	PUMP TYPE OR BAILER: ESP

1 WELL VOLUME = (TD - DTW) X WELL CAPACITY

36.84 ft. - 29.38 ft.) X .163 gal./ft. = 1.22 gallons

3 WELL VOLUMES = 1 WELL VOLUME X 3

1.22 gal. X 3 = 3.65 gallons

PUMP DEPTH IN WELL (feet): 35.00	PURGING INITIATED AT: 0856	PURGING ENDED AT: 0938	TOTAL VOLUME PURGED (gallons): 3.20

TIME (military)	VOLUME PURGED (gallons)	PURGE RATE (gpm)	DEPTH TO WATER (feet)	TEMP. (°C)	DO (mg/L)	COND. (µS/cm)	pH (standard units)	ORP (mV)	TURB. (NTU)	COLOR (describe)	ODOR (describe)
STABILIZATION CRITERIA			<0.3 ft. drawdown	within 3%	within 10% or <0.5 mg/L	within 3%	± 0.1 unit	± 10 mV	within 10% or <10 NTU	--	--
0858	initial		29.68	19.0	1.47	296.8	6.02	110.1	188.1	Cloudy	NO
0903	.40		29.81	18.5	3.58	222.1	5.54	120.3	78.43	Cloudy	NO
0908	.80		29.85	18.7	4.35	192.8	5.45	126.5	46.36	clear	NO
0913	1.20		29.82	18.9	4.07	192.4	5.44	127.5	14.44	clear	NO
0918	1.60		29.80	19.0	4.08	195.1	5.49	125.3	9.52	clear	NO
0923	2.0		29.82	18.7	4.17	195.2	5.51	124.8	8.17	clear	NO
0928	2.4		29.85	18.5	4.85	190.3	5.52	127.1	4.52	clear	NO
0933	2.8		29.87	18.5	4.84	192.1	5.52	127.4	4.14	clear	NO
0938	3.2		29.80	18.6	4.81	193.8	5.54	126.9	1.54	clear	NO

WELL CAPACITY (Gallons Per Foot): **0.75"** = 0.02; **1"** = 0.04; **1.25"** = 0.06; **2"** = 0.16; **3"** = 0.37; **4"** = 0.65; **5"** = 1.02; **6"** = 1.47; **12"** = 5.88

SAMPLING DATA

SAMPLED BY (PRINT) / AFFILIATION: Randy Morgan	SAMPLER(S) SIGNATURE(S): Randy Morgan	SAMPLE TIME: 0940
PUMP OR TUBING DEPTH IN WELL (feet): 35.00	TUBING MATERIAL CODE: T	FIELD-FILTERED: Y (N) Filtration Equipment Type: -- FILTER SIZE: -- µm

FIELD DECONTAMINATION: PUMP (Y) N TUBING Y (N (replaced)) DUPLICATE: Y (N)

SAMPLE CONTAINER SPECIFICATION				SAMPLE PRESERVATION (including wet ice)					
SAMPLE ID CODE	# CONTAINERS	MATERIAL CODE	VOLUME	PRESERVATIVE USED	TOTAL VOL ADDED IN FIELD (mL)	FINAL pH	INTENDED ANALYSIS AND/OR METHOD	SAMPLING EQUIPMENT CODE	SAMPLE PUMP FLOW RATE (gal per minute)
MW-81	4	AG	40 mL	HCL	40 mL x 4	5.54	6200	ESP	0.08
"	3	AG	40 mL	HCL	40 mL x 3	"	VPH	"	"
"	1	PE	250 mL	HNO_3	250 mL	"	Lead by 6010	"	"

REMARKS:

MATERIAL CODES: **AG** = Amber Glass; **CG** = Clear Glass; **HDPE** = High Density Polyethylene; **LDPE** = Low Density Polyethylene; **PP** = Polypropylene; **S** = Silicone; **T** = Teflon; **O** = Other (Specify)

SAMPLING EQUIPMENT CODES: **APP** = After (Through) Peristaltic Pump; **B** = Bailer; **BP** = Bladder Pump; **ESP** = Electric Submersible Pump; **RFPP** = Reverse Flow Peristaltic Pump; **SM** = Straw Method (Tubing Gravity Drain); **O** = Other (Specify)

GROUNDWATER SAMPLING LOG

SITE NAME: 2020-L1-2448 Incident	SITE LOCATION: Huntersville, NC	PROJECT NUMBER: 60639876	WELL NAME: MW-81D	DATE: 7/7/21
WELL DIAMETER (inches): 4"	TUBING DIAMETER (inches): 3/8	WELL SCREEN INTERVAL DEPTH: 103 feet to 113 feet	DEPTH TO WATER (feet): 45.59	PUMP TYPE OR BAILER: Mega Monsoon

1 WELL VOLUME = (TD - DTW) X WELL CAPACITY

(113 ft. - 45.59 ft.) X 0.65 gal./ft. = 43.82 gallons

3 WELL VOLUMES = 1 WELL VOLUME X 3

43.82 gal. X 3 = 131.46 gallons

PUMP DEPTH IN WELL (feet): 108	PURGING INITIATED AT: 0855	PURGING ENDED AT: 1015	TOTAL VOLUME PURGED (gallons): 8.0

TIME (military)	VOLUME PURGED (gallons)	PURGE RATE (gpm)	DEPTH TO WATER (feet)	TEMP (°C)	DO (mg/L)	COND (µS/cm)	pH (standard units)	ORP (mV)	TURB (NTU)	COLOR (describe)	ODOR (describe)
STABILIZATION CRITERIA			<0.3 ft. drawdown	within 3%	within 10% or <0.5 mg/L	within 3%	± 0.1 unit	± 10 mV	within 10% or <10 NTU	--	--
0900	0.5	0.1	45.91	18.6	2.12	219.8	8.39	223.3	23.67	clear	none
0905	1.0		48.12	18.9	1.35	216.6	8.29	193.3	24.24		
0910	1.5		46.30	18.5	1.18	216.0	8.27	185.3	24.62		
0915	2.0		46.43	19.0	1.41	217.7	8.30	170.0	24.81		
0920	2.5		46.60	18.8	0.96	217.7	8.29	161.0	25.21		
0925	3.0		46.92	19.1	0.85	218.4	8.35	154.4	23.41		
0930	3.5		47.22	17.8	0.68	211.5	8.31	151.0	24.59		
0935	4.0		47.46	17.9	0.56	212.2	8.25	138.1	23.32		
0940	4.5		47.62	18.2	0.44	213.0	8.36	97.3	25.26		
0945	5.0		47.91	18.1	0.41	212.8	8.37	91.9	24.98		
0950	5.5		48.30	18.1	0.36	212.6	8.43	74.3	26.62		
0955	6.0		48.51	18.3	0.34	213.4	8.46	64.2	25.42		
1000	6.5		48.60	18.3	0.32	213.2	8.51	52.3	26.00		
1005	7.0		48.62	18.7	0.30	214.8	8.56	39.2	26.43		
1010	7.5		48.63	18.6	0.26	214.4	8.57	36.4	25.82		
1015	8.0		48.63	18.9	0.28	214.9	8.62	32.3	26.17		

MdK 7/7/21

WELL CAPACITY (Gallons Per Foot): 0.75" = 0.02; 1" = 0.04; 1.25" = 0.06; 2" = 0.16; 3" = 0.37; 4" = 0.65; 5" = 1.02; 6" = 1.47; 12" = 5.88

SAMPLING DATA

SAMPLED BY (PRINT) / AFFILIATION:	SAMPLER(S) SIGNATURE(S):	SAMPLE TIME:
Mike deKozlowski	Mike deKozlowski	1025

PUMP OR TUBING DEPTH IN WELL (feet): 108	TUBING MATERIAL CODE: LDPE	FIELD-FILTERED: Y (N) Filtration Equipment Type: --	FILTER SIZE: -- µm

FIELD DECONTAMINATION: PUMP (Y) N TUBING Y (N) (replaced) DUPLICATE: Y (N)

SAMPLE CONTAINER SPECIFICATION				SAMPLE PRESERVATION (including wet ice)					
SAMPLE ID CODE	# CONTAINERS	MATERIAL CODE	VOLUME	PRESERVATIVE USED	TOTAL VOL ADDED IN FIELD (mL)	FINAL pH	INTENDED ANALYSIS AND/OR METHOD	SAMPLING EQUIPMENT CODE	SAMPLE PUMP FLOW RATE (gal per minute)
MW-81D	4	AG	40 mL	HCL	40 mL x 4	8.62	6200	ESP	0.1
	3	AG	40 mL	HCL	40 mL x 3		VPH		
	1	PE	250 mL	HNO_3	250 mL		Lead by 6010		

REMARKS:

MATERIAL CODES: **AG** = Amber Glass; **CG** = Clear Glass; **HDPE** = High Density Polyethylene; **LDPE** = Low Density Polyethylene; **PP** = Polypropylene; **S** = Silicone; **T** = Teflon; **O** = Other (Specify)

SAMPLING EQUIPMENT CODES: **APP** = After (Through) Peristaltic Pump; **B** = Bailer; **BP** = Bladder Pump; **ESP** = Electric Submersible Pump; **RFPP** = Reverse Flow Peristaltic Pump; **SM** = Straw Method (Tubing Gravity Drain); **O** = Other (Specify)

GROUNDWATER SAMPLING LOG

SITE NAME: 2020-L1-2448 Incident	SITE LOCATION: Huntersville, NC	PROJECT NUMBER: 60639876	WELL NAME: MW-82	DATE: 7-7-21
WELL DIAMETER (inches): 2	TUBING DIAMETER (inches): 3/8	WELL SCREEN INTERVAL DEPTH: 28.81 feet to 38.81 feet	DEPTH TO WATER (feet): 31.92	PUMP TYPE OR BAILER: ESP

1 WELL VOLUME = (TD - DTW) X WELL CAPACITY

(38.81 ft. - 31.92 ft.) X .163 gal./ft. = 1.12 gallons

3 WELL VOLUMES = 1 WELL VOLUME X 3

1.12 gal. X 3 = 3.36 gallons

PUMP DEPTH IN WELL (feet): 37.00	PURGING INITIATED AT: 1033	PURGING ENDED AT: 1135	TOTAL VOLUME PURGED (gallons): 4.80

TIME (military)	VOLUME PURGED (gallons)	PURGE RATE (gpm)	DEPTH TO WATER (feet)	TEMP. (°C)	DO (mg/L)	COND (µS/cm)	pH (standard units)	ORP (mV)	TURB (NTU)	COLOR (describe)	ODOR (describe)
STABILIZATION CRITERIA			<0.3 ft. drawdown	within 3%	within 10% or <0.5 mg/L	within 3%	± 0.1 unit	± 10 mV	within 10% or <10 NTU	–	–
1035	initial	0.40	32.20	20.3	4.75	103.5	6.15	51.7	261.9	Cloudy	NO
1040	0.40		32.32	18.7	7.48	89.8	5.95	55.1	250.9	Brn	NO
1045	0.80		32.35	19.1	7.27	82.9	5.80	73.8	229.0	Brn	NO
1050	1.20		32.38	19.1	7.36	83.8	5.79	78.3	157.6	Lt Brn	NO
1055	1.60		32.40	18.9	7.23	84.4	5.68	89.2	107.4	Lt Brn	NO
1100	2.0		32.40	19.1	7.20	84.9	5.60	99.4	53.01	Clear	NO
1105	2.40		32.38	19.3	7.16	86.3	5.59	100.9	42.03	Clear	NO
1110	2.80		32.40	19.1	7.21	87.2	5.56	104.4	39.65	Clear	NO
1115	3.20		32.43	18.9	7.27	85.6	5.50	111.6	21.46	Clear	NO
1120	3.60		32.45	18.9	7.16	86.1	5.45	116.4	15.45	Clear	NO
1125	4.0		32.46	18.7	7.25	87.6	5.45	117.6	9.10	Clear	NO
1130	4.40		32.45	18.9	7.20	87.8	5.44	119.5	7.55	Clear	NO
1135	4.80		32.45	18.9	7.12	87.0	5.45	120.8	5.30	Clear	NO

WELL CAPACITY (Gallons Per Foot): 0.75" = 0.02; 1" = 0.04; 1.25" = 0.06; 2" = 0.16; 3" = 0.37; 4" = 0.65; 5" = 1.02; 6" = 1.47; 12" = 5.88

SAMPLING DATA

SAMPLED BY (PRINT) / AFFILIATION: Randy Morgan / AECOM	SAMPLER(S) SIGNATURE(S): Randy Morgan	SAMPLE TIME: 1140
PUMP OR TUBING DEPTH IN WELL (feet): 37.00	TUBING MATERIAL CODE: T	FIELD-FILTERED: Y (N) Filtration Equipment Type: – FILTER SIZE: – µm

FIELD DECONTAMINATION: PUMP (Y) N TUBING Y (N (replaced)) DUPLICATE: Y (N)

SAMPLE CONTAINER SPECIFICATION				SAMPLE PRESERVATION (including wet ice)			INTENDED ANALYSIS AND/OR METHOD	SAMPLING EQUIPMENT CODE	SAMPLE PUMP FLOW RATE (gal per minute)
SAMPLE ID CODE	# CONTAINERS	MATERIAL CODE	VOLUME	PRESERVATIVE USED	TOTAL VOL ADDED IN FIELD (mL)	FINAL pH			
MW82	4	AG	40 mL	HCl	40 mL x 4	5.45	6200	ESP	
"	3	AG	40 mL	HCl	40 mL x 3	"	VPH	"	
"	1	PE	250 mL	HNO_3	250 mL	"	Lead by 6010	"	

REMARKS:

MATERIAL CODES: AG = Amber Glass; CG = Clear Glass; HDPE = High Density Polyethylene; LDPE = Low Density Polyethylene; PP = Polypropylene; S = Silicone; T = Teflon; O = Other (Specify)

SAMPLING EQUIPMENT CODES: APP = After (Through) Peristaltic Pump; B = Bailer; BP = Bladder Pump; ESP = Electric Submersible Pump; RFPP = Reverse Flow Peristaltic Pump; SM = Straw Method (Tubing Gravity Drain); O = Other (Specify)

GROUNDWATER SAMPLING LOG

SITE NAME: 2020-L1-2448 Incident	SITE LOCATION: Huntersville, NC	PROJECT NUMBER: 60639876	WELL NAME: MW-83	DATE: 7/7/2021
WELL DIAMETER (inches): 4	TUBING DIAMETER (inches): 3/8	WELL SCREEN INTERVAL DEPTH: 24.20 feet to 44.20 feet	DEPTH TO WATER (feet): 30.75	PUMP TYPE OR BAILER: monsoon pump

1 WELL VOLUME = (TD - DTW) X WELL CAPACITY

(44.20 ft. - 30.75 ft.) X 0.65 gal./ft. = 8.74 gallons

3 WELL VOLUMES = 1 WELL VOLUME X 3

8.74 gal. X 3 = 26.23 gallons

PUMP DEPTH IN WELL (feet): 43	PURGING INITIATED AT: 1417	PURGING ENDED AT: 1452	TOTAL VOLUME PURGED (gallons): 6

TIME (military)	VOLUME PURGED (gallons)	PURGE RATE (gpm)	DEPTH TO WATER (feet)	TEMP. (°C)	DO (mg/L)	COND. (µS/cm)	pH (standard units)	ORP (mV)	TURB. (NTU)	COLOR (describe)	ODOR (describe)
STABILIZATION CRITERIA			<0.3 ft. drawdown	within 3%	within 10% or <0.5 mg/L	within 3%	± 0.1 unit	± 10 mV	within 10% or <10 NTU	--	--
1417	0	0.17	30.75	20.0	7.49	149.5	5.85	208.1	13.80	clear	none
1422	0.86		31.33	19.4	3.75	148.8	5.71	194.1	12.69		
1427	1.71		31.52	19.3	3.79	128.1	5.60	189.1	10.09		
1432	2.57		31.61	19.4	4.60	114.9	5.56	185.6	9.46		
1437	3.43		31.59	19.7	4.85	109.3	5.60	181.6	8.59		
1442	4.29		31.55	19.8	4.95	105.2	5.59	182.3	8.45		
1447	5.14		31.48	20.0	4.78	102.1	5.55	184.2	7.10		
1452	6		31.49	20.2	4.67	102.3	5.56	185.2	6.44		

WELL CAPACITY (Gallons Per Foot): 0.75" = 0.02; 1" = 0.04; 1.25" = 0.06; 2" = 0.16; 3" = 0.37; 4" = 0.65; 5" = 1.02; 6" = 1.47; 12" = 5.88

SAMPLING DATA

SAMPLED BY (PRINT) / AFFILIATION: Emily Love / AECOM	SAMPLER(S) SIGNATURE(S): Emily R. Love	SAMPLE TIME: 1452
PUMP OR TUBING DEPTH IN WELL (feet): 43	TUBING MATERIAL CODE: LDPE	FIELD-FILTERED: Y (N) Filtration Equipment Type: – FILTER SIZE: – µm
FIELD DECONTAMINATION: PUMP (Y) N	TUBING Y (N (replaced))	DUPLICATE: Y (N)

SAMPLE CONTAINER SPECIFICATION				SAMPLE PRESERVATION (including wet ice)					
SAMPLE ID CODE	# CONTAINERS	MATERIAL CODE	VOLUME	PRESERVATIVE USED	TOTAL VOL ADDED IN FIELD (mL)	FINAL pH	INTENDED ANALYSIS AND/OR METHOD	SAMPLING EQUIPMENT CODE	SAMPLE PUMP FLOW RATE (gal per minute)
MW-84	4	AG	40 mL	HCL	40 mL x 4	5.56	6200	ESP	0.17
	3	AG	40 mL	HCL	40 mL x 3		VPH		
	1	PE	250 mL	HNO_3	250 mL		Lead by 6010		

REMARKS:

MATERIAL CODES: **AG** = Amber Glass; **CG** = Clear Glass; **HDPE** = High Density Polyethylene; **LDPE** = Low Density Polyethylene; **PP** = Polypropylene; **S** = Silicone; **T** = Teflon; **O** = Other (Specify)

SAMPLING EQUIPMENT CODES: **APP** = After (Through) Peristaltic Pump; **B** = Bailer; **BP** = Bladder Pump; **ESP** = Electric Submersible Pump; **RFPP** = Reverse Flow Peristaltic Pump; **SM** = Straw Method (Tubing Gravity Drain); **O** = Other (Specify)

GROUNDWATER SAMPLING LOG

SITE NAME: 2020-L1-2448 Incident	SITE LOCATION: Huntersville, NC	PROJECT NUMBER: 60639876	WELL NAME: MW-B4	DATE: 7/7/2021
WELL DIAMETER (inches): 4	TUBING DIAMETER (inches): 3/8	WELL SCREEN INTERVAL DEPTH: 16.37 feet to 36.37 feet	DEPTH TO WATER (feet): 29.64	PUMP TYPE OR BAILER: monsoon pump

1 WELL VOLUME = (TD - DTW) X WELL CAPACITY

(36.37 ft. - 29.64 ft.) X 0.65 gal./ft. = 4.37 gallons

3 WELL VOLUMES = 1 WELL VOLUME X 3

4.37 gal. X 3 = 13.12 gallons

PUMP DEPTH IN WELL (feet): 35.3	PURGING INITIATED AT: 1147	PURGING ENDED AT: 1257	TOTAL VOLUME PURGED (gallons): 10

TIME (military)	VOLUME PURGED (gallons)	PURGE RATE (gpm)	DEPTH TO WATER (feet)	TEMP. (°C)	DO (mg/L)	COND. (µS/cm)	pH (standard units)	ORP (mV)	TURB. (NTU)	COLOR (describe)	ODOR (describe)
STABILIZATION CRITERIA			<0.3 ft. drawdown	within 3%	within 10% or <0.5 mg/L	within 3%	± 0.1 unit	± 10 mV	within 10% or <10 NTU	--	--
1147	0	0.14	29.64	20.4	6.66	203.7	6.15	84.4	498.4	lt. brown	none
1152	0.71		30.03	19.3	3.57	185.0	6.09	54.8	679.3		
1157	1.43		30.08	19.4	3.61	173.0	6.10	58.6	522.7		
1202	2.14		30.12	19.3	3.43	168.1	6.13	64.5	334.6		
1207	2.86		30.23	19.2	3.17	165.0	6.07	80.3	119.2	clear	
1212	3.57		30.27	19.4	2.84	165.4	6.10	83.5	109.6		
1217	4.29		30.35	19.2	2.65	165.5	6.12	82.5	117.0		
1222	5		30.38	19.1	2.56	165.7	6.07	89.9	60.68		
1227	5.71		30.38	19.3	2.30	166.1	6.11	90.7	55.06		
1232	6.43		30.33	19.3	2.06	166.9	6.14	89.3	53.17		
1237	7.14		30.32	19.4	1.98	167.1	6.21	85.4	79.25		
1242	7.86		30.47	19.5	1.88	167.3	6.12	89.4	43.72		
1247	8.57		30.52	19.1	1.86	164.5	6.01	100.0	24.11		
1252	9.29		30.58	19.0	1.86	163.5	6.03	102.4	16.07		
1257	10			19.0	1.79	164.0	6.06	104.1	9.02		

WELL CAPACITY (Gallons Per Foot): 0.75" = 0.02; 1" = 0.04; 1.25" = 0.06; 2" = 0.16; 3" = 0.37; 4" = 0.65; 5" = 1.02; 6" = 1.47; 12" = 5.88

SAMPLING DATA

SAMPLED BY (PRINT) / AFFILIATION: Emily Love / AECOM	SAMPLER(S) SIGNATURE(S): Emily R. Love	SAMPLE TIME: 1257
PUMP OR TUBING DEPTH IN WELL (feet): 35.3	TUBING MATERIAL CODE: LDPE	FIELD-FILTERED: Y (N) Filtration Equipment Type: -- FILTER SIZE: -- µm

FIELD DECONTAMINATION: PUMP (Y) N TUBING Y (N (replaced)) DUPLICATE: Y (N)

SAMPLE CONTAINER SPECIFICATION				SAMPLE PRESERVATION (including wet ice)			INTENDED ANALYSIS AND/OR METHOD	SAMPLING EQUIPMENT CODE	SAMPLE PUMP FLOW RATE (gal per minute)
SAMPLE ID CODE	# CONTAINERS	MATERIAL CODE	VOLUME	PRESERVATIVE USED	TOTAL VOL ADDED IN FIELD (mL)	FINAL pH			
MW-B4	4	AG	40 mL	HCL	40 mL x 4	6.06	6200	ESP	0.14
	3	AG	40 mL	HCL	40 mL x 3		VPH		
	1	PE	250 mL	HNO_3	250 mL		Lead by 6010		

REMARKS:

MATERIAL CODES: AG = Amber Glass; CG = Clear Glass; HDPE = High Density Polyethylene; LDPE = Low Density Polyethylene; PP = Polypropylene; S = Silicone; T = Teflon; O = Other (Specify)

SAMPLING EQUIPMENT CODES: APP = After (Through) Peristaltic Pump; B = Bailer; BP = Bladder Pump; ESP = Electric Submersible Pump; RFPP = Reverse Flow Peristaltic Pump; SM = Straw Method (Tubing Gravity Drain); O = Other (Specify)

GROUNDWATER SAMPLING LOG

SITE NAME: 2020-L1-2448 Incident	SITE LOCATION: Huntersville, NC	PROJECT NUMBER: 60639876	WELL NAME: MW-86	DATE: 07/07/21
WELL DIAMETER (inches): 2"	TUBING DIAMETER (inches): 3/8"	WELL SCREEN INTERVAL DEPTH: 15.77 feet to 45.77 feet	DEPTH TO WATER (feet): 30.41	PUMP TYPE OR BAILER: Monsoon XL

1 WELL VOLUME = (TD - DTW) X WELL CAPACITY
45.77 ft. - 30.41 ft.) x 0.16 gal./ft. = 2.46 gallons

3 WELL VOLUMES = 1 WELL VOLUME X 3
2.46 gal. X 3 = 7.37 gallons

PUMP DEPTH IN WELL (feet): 35.41	PURGING INITIATED AT: 1340	PURGING ENDED AT: 1450	TOTAL VOLUME PURGED (gallons): 5

TIME (military)	VOLUME PURGED (gallons)	PURGE RATE (gpm)	DEPTH TO WATER (feet)	TEMP. (°C)	DO (mg/L)	COND. (µS/cm)	pH (standard units)	ORP (mV)	TURB. (NTU)	COLOR (describe)	ODOR (describe)
STABILIZATION CRITERIA			<0.3 ft. drawdown	within 3%	within 10% or <0.5 mg/L	within 3%	± 0.1 unit	± 10 mV	within 10% or <10 NTU	--	--
1345	0.75	0.15	30.49	17.8	8.02	152.6	6.48	175.5	650.5	brown	none
1350	1.25	0.25	30.48	17.7	7.80	151.6	6.47	186.1	656.4	brown	none
1355	2.00	0.40	30.49	17.8	7.65	151.5	6.40	196.7	412.4	milky	none
1400	2.50	0.50	30.47	17.8	7.61	151.2	6.45	199.7	257.6	milky	none
1405	2.75	0.55	30.49	17.9	7.65	151.0	6.44	203.3	267.9	milky	none
1410	3.00	0.60	30.49	17.7	7.72	150.0	6.43	205.4	117.4	milky	none
1415	3.25	0.65	30.49	17.6	7.84	149.4	6.42	206.4	53.57	clear	none
1420	3.50	0.70	30.50	17.6	7.90	149.1	6.44	206.3	41.73	clear	none
1425	3.75	0.75	30.50	17.6	7.90	149.2	6.43	205.9	25.33	clear	none
1430	4.00	0.80	30.50	17.6	7.95	149.3	6.43	207.3	14.47	clear	none
1435	4.25	0.85	30.50	17.7	8.01	149.5	6.43	207.4	16.61	clear	none
1440	4.50		30.49	17.8	8.00	149.6	6.44	207.8	8.30	clear	none
1445	4.75		30.50	17.8	7.94	150.1	6.48	~~469.5~~	8.21	clear	none
1450	5.00		30.50	17.8	8.09	149.9	6.44	198.4	7.17	clear	none

1455 had turned off and on again it needed time to stabilize ORP reading (F1)

WELL CAPACITY (Gallons Per Foot): 0.75" = 0.02; 1" = 0.04; 1.25" = 0.06; 2" = 0.16; 3" = 0.37; 4" = 0.65; 5" = 1.02; 6" = 1.47; 12" = 5.88

SAMPLING DATA

SAMPLED BY (PRINT) / AFFILIATION: Emilia Torrellas / AECOM	SAMPLER(S) SIGNATURE(S): Emilia A. Torrellas	SAMPLE TIME: 1450
PUMP OR TUBING DEPTH IN WELL (feet): 35.41	TUBING MATERIAL CODE: LDPE	FIELD-FILTERED: Y (N) Filtration Equipment Type: -- FILTER SIZE: -- µm
FIELD DECONTAMINATION: PUMP (Y) N	TUBING (Y) N (replaced)	DUPLICATE: Y (N)

SAMPLE CONTAINER SPECIFICATION				SAMPLE PRESERVATION (including wet ice)					
SAMPLE ID CODE	# CONTAINERS	MATERIAL CODE	VOLUME	PRESERVATIVE USED	TOTAL VOL ADDED IN FIELD (mL)	FINAL pH	INTENDED ANALYSIS AND/OR METHOD	SAMPLING EQUIPMENT CODE	SAMPLE PUMP FLOW RATE (gal per minute)
MW-86	4	AG	40 mL	HCL	40 mL x 4	6.44	6200	ESP	
MW-86	3	AG	40 mL	HCL	40 mL x 3	6.44	VPH	ESP	
MW-86	1	PE	250 mL	HNO_3	250 mL	6.44	Lead by 6010	ESP	

REMARKS:

MATERIAL CODES: AG = Amber Glass; CG = Clear Glass; HDPE = High Density Polyethylene; LDPE = Low Density Polyethylene; PP = Polypropylene; S = Silicone; T = Teflon; O = Other (Specify)

SAMPLING EQUIPMENT CODES: APP = After (Through) Peristaltic Pump; B = Bailer; BP = Bladder Pump; ESP = Electric Submersible Pump; RFPP = Reverse Flow Peristaltic Pump; SM = Straw Method (Tubing Gravity Drain); O = Other (Specify)

GROUNDWATER SAMPLING LOG

SITE NAME: 2020-L1-2448 Incident	SITE LOCATION: Huntersville, NC	PROJECT NUMBER: 60639876	WELL NAME: MW-87	DATE: 7/9/21
WELL DIAMETER (inches):	TUBING DIAMETER (inches): 4" PVC	WELL SCREEN INTERVAL DEPTH: ? feet to 58.60 feet	DEPTH TO WATER (feet): 45.25	PUMP TYPE OR BAILER: ESP

1 WELL VOLUME = (TD - DTW) X WELL CAPACITY

(58.60 ft. - 45.25 ft.) X 0.65 gal./ft. = 2.6 gallons

3 WELL VOLUMES = 1 WELL VOLUME X 3

2.6 gal. X 3 = 7.8 gallons

PUMP DEPTH IN WELL (feet): ~50'	PURGING INITIATED AT: 1135	PURGING ENDED AT: 1205	TOTAL VOLUME PURGED (gallons): 1.89 gal

TIME (military)	VOLUME PURGED (gallons)	PURGE RATE (gpm)	DEPTH TO WATER (feet)	TEMP. (°C)	DO (mg/L)	COND. (µS/cm)	pH (standard units)	ORP (mV)	TURB. (NTU)	COLOR (describe)	ODOR (describe)
STABILIZATION CRITERIA			<0.3 ft. drawdown	within 3%	within 10% or <0.5 mg/L	within 3%	± 0.1 unit	± 10 mV	within 10% or <10 NTU	–	–
1150	0.945	0.063	46.13	18.9	3.90	263.7	7.04	36.4	30.31	Clear	Mild Sulfur
1155	0.315	0.063	46.27	19.0	3.40	264.7	7.02	28.3	28.20	Clear	↑
1200	0.315	0.063	46.25 ✓	18.9 ✓	3.25	260.6 ✓	6.98 ✓	28.6 ✓	29.88 ✓	Clear	None
1205	0.315	0.063	46.23 ✓	19.1 ✓	3.18 ✓	257.1 ✓	6.95 ✓	31.0 ✓	28.47 ✓	Clear	None.

TRB

WELL CAPACITY (Gallons Per Foot): 0.75" = 0.02; 1" = 0.04; 1.25" = 0.06; 2" = 0.16; 3" = 0.37; 4" = 0.65; 5" = 1.02; 6" = 1.47; 12" = 5.88

SAMPLING DATA

SAMPLED BY (PRINT) / AFFILIATION: Trevor Burns / AECOM	SAMPLER(S) SIGNATURE(S):	SAMPLE TIME: 1205
PUMP OR TUBING DEPTH IN WELL (feet): ~50'	TUBING MATERIAL CODE: T	FIELD-FILTERED: Y (N) Filtration Equipment Type: – FILTER SIZE: – µm

FIELD DECONTAMINATION: PUMP (Y) N TUBING Y (N (replaced)) DUPLICATE: Y (N)

SAMPLE CONTAINER SPECIFICATION				SAMPLE PRESERVATION (including wet ice)					
SAMPLE ID CODE	# CONTAINERS	MATERIAL CODE	VOLUME	PRESERVATIVE USED	TOTAL VOL ADDED IN FIELD (mL)	FINAL pH	INTENDED ANALYSIS AND/OR METHOD	SAMPLING EQUIPMENT CODE	SAMPLE PUMP FLOW RATE (gal per minute)
MW-87	4	AG	40 mL	HCL	40 mL x 4	6.95	6200	ESP	0.063
MW-87	3	AG	40 mL	HCL	40 mL x 3	6.95	VPH	ESP	0.063
MW-87	1	PE	250 mL	HNO_3	250 mL	6.95	Lead by 6010	ESP	0.063

REMARKS: None – TRB

MATERIAL CODES: AG = Amber Glass; CG = Clear Glass; HDPE = High Density Polyethylene; LDPE = Low Density Polyethylene; PP = Polypropylene; S = Silicone; T = Teflon; O = Other (Specify)

SAMPLING EQUIPMENT CODES: APP = After (Through) Peristaltic Pump; B = Bailer; BP = Bladder Pump; ESP = Electric Submersible Pump; RFPP = Reverse Flow Peristaltic Pump; SM = Straw Method (Tubing Gravity Drain); O = Other (Specify)

GROUNDWATER SAMPLING LOG

SITE NAME: 2020-L1-2448 Incident	SITE LOCATION: Huntersville, NC	PROJECT NUMBER: 60639876	WELL NAME: MW-88	DATE: 7/9/21
WELL DIAMETER (inches): 2" PVC	TUBING DIAMETER (inches): 3/8"	WELL SCREEN INTERVAL DEPTH: 46.62 feet to 66.62 feet	DEPTH TO WATER (feet): 43.04	PUMP TYPE OR BAILER: ESP

1 WELL VOLUME = (TD - DTW) X WELL CAPACITY

(66.62 ft. - 43.04 ft.) X 0.16 gal./ft. = 3.77 gallons

3 WELL VOLUMES = 1 WELL VOLUME X 3

3.77 gal. X 3 = 11.3 gallons

PUMP DEPTH IN WELL (feet): ~51'	PURGING INITIATED AT: 1030	PURGING ENDED AT: 1115	TOTAL VOLUME PURGED (gallons): 5.22 gal

TIME (military)	VOLUME PURGED (gallons)	PURGE RATE (gpm)	DEPTH TO WATER (feet)	TEMP. (°C)	DO (mg/L)	COND. (µS/cm)	pH (standard units)	ORP (mV)	TURB. (NTU)	COLOR (describe)	ODOR (describe)
STABILIZATION CRITERIA			<0.3 ft. drawdown	within 3%	within 10% or <0.5 mg/L	within 3%	± 0.1 unit	± 10 mV	within 10% or <10 NTU	--	--
1045	1.74	0.116	43.92	18.9	8.41	140.0	6.30	228.6	49.90	Clear	None
1050	0.58	0.116	44.02	19.4	8.17	142.1	6.30	233.5	46.31	Clear	None
1055	0.58	0.116	44.26	18.7	8.36 ✓	139.3 ✓	6.29 ✓	238.4 ✓	41.47	Clear	None
1100	0.58	0.116	44.24	18.7	8.31 ✓	139.1 ✓	6.30 ✓	242.7 ✓	22.27	Clear	None
1105	0.58	0.116	44.23 ✓	18.6 ✓	8.13 ✓	139.5 ✓	6.30 ✓	246.1 ✓	19.21	Clear	None
1110	0.58	0.116	44.25 ✓	18.9 ✓	8.13 ✓	140.1 ✓	6.31 ✓	248.5 ✓	20.39	Clear	None
1115	0.58	0.116	44.27 ✓	18.7 ✓	8.12 ✓	139.7 ✓	6.31 ✓	251.0 ✓	19.86 ✓	Clear	None

TRB

WELL CAPACITY (Gallons Per Foot): 0.75" = 0.02; 1" = 0.04; 1.25" = 0.06; 2" = 0.16; 3" = 0.37; 4" = 0.65; 5" = 1.02; 6" = 1.47; 12" = 5.88

SAMPLING DATA

SAMPLED BY (PRINT) / AFFILIATION: Trevor Burns / AECOM	SAMPLER(S) SIGNATURE(S):	SAMPLE TIME: 1115
PUMP OR TUBING DEPTH IN WELL (feet): ~51'	TUBING MATERIAL CODE: T	FIELD-FILTERED: Y (N) Filtration Equipment Type: -- FILTER SIZE: -- µm
FIELD DECONTAMINATION: PUMP (Y) N	TUBING Y (N replaced)	DUPLICATE: Y (N)

SAMPLE CONTAINER SPECIFICATION				SAMPLE PRESERVATION (including wet ice)					
SAMPLE ID CODE	# CONTAINERS	MATERIAL CODE	VOLUME	PRESERVATIVE USED	TOTAL VOL ADDED IN FIELD (mL)	FINAL pH	INTENDED ANALYSIS AND/OR METHOD	SAMPLING EQUIPMENT CODE	SAMPLE PUMP FLOW RATE (gal per minute)
MW-88	4	AG	40 mL	HCL	40 mL x 4	6.31	6200	ESP	0.116
MW-88	3	AG	40 mL	HCL	40 mL x 3	6.31	VPH	ESP	0.116
MW-88	1	PE	250 mL	HNO_3	250 mL	6.31	Lead by 6010	ESP	0.116

REMARKS: None - TRB

MATERIAL CODES: **AG** = Amber Glass; **CG** = Clear Glass; **HDPE** = High Density Polyethylene; **LDPE** = Low Density Polyethylene; **PP** = Polypropylene; **S** = Silicone; **T** = Teflon; **O** = Other (Specify)

SAMPLING EQUIPMENT CODES: **APP** = After (Through) Peristaltic Pump; **B** = Bailer; **BP** = Bladder Pump; **ESP** = Electric Submersible Pump; **RFPP** = Reverse Flow Peristaltic Pump; **SM** = Straw Method (Tubing Gravity Drain); **O** = Other (Specify)

GROUNDWATER SAMPLING LOG

SITE NAME	SITE LOCATION	PROJECT NUMBER	WELL NAME	DATE
2020-L1-2448 Incident	Huntersville, NC	60639876	MW-89	7/9/21

WELL DIAMETER (inches)	TUBING DIAMETER (inches)	WELL SCREEN INTERVAL DEPTH	DEPTH TO WATER (feet)	PUMP TYPE OR BAILER
2" PVC	3/8"	36.87 feet to 66.87 feet	45.21	ESP

1 WELL VOLUME = (TD - DTW) X WELL CAPACITY

(56.87 ft. - 45.21 ft.) X 0.16 gal./ft. = 1.866 gallons

3 WELL VOLUMES = 1 WELL VOLUME X 3

1.866 gal. X 3 = 5.59 gallons

PUMP DEPTH IN WELL (feet)	PURGING INITIATED AT	PURGING ENDED AT	TOTAL VOLUME PURGED (gallons)
~50'	0840	0945	4.29 gal

TIME (military)	VOLUME PURGED (gallons)	PURGE RATE (gpm)	DEPTH TO WATER (feet)	TEMP. (°C)	DO (mg/L)	COND. (µS/cm)	pH (standard units)	ORP (mV)	TURB. (NTU)	COLOR (describe)	ODOR (describe)
STABILIZATION CRITERIA			<0.3 ft. drawdown	within 3%	within 10% or <0.5 mg/L	within 3%	± 0.1 unit	± 10 mV	within 10% or <10 NTU	--	--
0855	0.99	0.066	46.36	17.8	6.74	151.5	6.41	115.0	306.2	Light Tan Cloudy	None
0900	0.33	0.066	46.70	17.4	7.31	147.9	6.38	152.4	667.4	Cloudy	None
0905	0.33	0.066	46.76	17.3	7.23 ✓	148.2	6.39	166.9	147.0	Cloudy	None
0910	0.33	0.066	46.84 ✓	17.3 ✓	7.09 ✓	148.5 ✓	6.39 ✓	181.5	81.01	Cloudy	None
0915	0.33	0.066	46.92 ✓	17.2 ✓	7.19 ✓	147.1 ✓	6.39 ✓	188.8	157.7	Cloudy	None
0920	0.33	0.066	47.03 ✓	17.1 ✓	7.20 ✓	147.6 ✓	6.39 ✓	191.8	172.8	Cloudy	None
0925	0.33	0.066	47.06 ✓	17.0 ✓	7.20 ✓	146.4 ✓	6.39 ✓	194.9 ✓	131.4	Cloudy	None
0930	0.33	0.066	WL Marker Below Obst	17.2 ✓	7.07 ✓	146.9 ✓	6.39 ✓	196.5 ✓	116.5	Cloudy	None
0935	0.33	0.066		17.2 ✓	7.22 ✓	147.8 ✓	6.40 ✓	197.8 ✓	51.87	Cloudy	None
0940	0.33	0.066		17.1 ✓	7.24 ✓	147.7 ✓	6.40 ✓	199.1 ✓	49.25	Clear	None
0945	0.33	0.066		17.1 ✓	7.19 ✓	147.2 ✓	6.40 ✓	201.6 ✓	47.53 ✓	Clear	None

TRB

WELL CAPACITY (Gallons Per Foot): 0.75" = 0.02; 1" = 0.04; 1.25" = 0.06; 2" = 0.16; 3" = 0.37; 4" = 0.65; 5" = 1.02; 6" = 1.47; 12" = 5.88

SAMPLING DATA

SAMPLED BY (PRINT) / AFFILIATION	SAMPLER(S) SIGNATURE(S)	SAMPLE TIME
Trevor Burns / AECOM	Trevor R. Burns	0945

PUMP OR TUBING DEPTH IN WELL (feet)	TUBING MATERIAL CODE	FIELD-FILTERED: Y (N) Filtration Equipment Type: --	FILTER SIZE: -- µm
~50'	T		

FIELD DECONTAMINATION: PUMP (Y) N TUBING Y (N replaced) DUPLICATE: Y (N)

SAMPLE CONTAINER SPECIFICATION				SAMPLE PRESERVATION (including wet ice)					
SAMPLE ID CODE	# CONTAINERS	MATERIAL CODE	VOLUME	PRESERVATIVE USED	TOTAL VOL ADDED IN FIELD (mL)	FINAL pH	INTENDED ANALYSIS AND/OR METHOD	SAMPLING EQUIPMENT CODE	SAMPLE PUMP FLOW RATE (gal per minute)
MW-89	4	AG	40 mL	HCL	40 mL x 4	6.40	6200	ESP	250
MW-89	3	AG	40 mL	HCL	40 mL x 3	6.40	VPH	ESP	250
MW-89	1	PE	250 mL	HNO_3	250 mL	6.40	Lead by 6010	ESP	250

REMARKS:

MATERIAL CODES: AG = Amber Glass; CG = Clear Glass; HDPE = High Density Polyethylene; LDPE = Low Density Polyethylene; PP = Polypropylene; S = Silicone; (T = Teflon;) O = Other (Specify)

SAMPLING EQUIPMENT CODES: APP = After (Through) Peristaltic Pump; B = Bailer; BP = Bladder Pump; (ESP = Electric Submersible Pump;) RFPP = Reverse Flow Peristaltic Pump; SM = Straw Method (Tubing Gravity Drain); O = Other (Specify)

GROUNDWATER SAMPLING LOG

SITE NAME: 2020-L1-2448 Incident	SITE LOCATION: Huntersville, NC	PROJECT NUMBER: 60639876	WELL NAME: MW-92	DATE: 7/8/21
WELL DIAMETER (inches): 2	TUBING DIAMETER (inches): 3/8	WELL SCREEN INTERVAL DEPTH 49.3 feet to 72.3 feet	DEPTH TO WATER (feet): 54.45	PUMP TYPE OR BAILER: ESP

1 WELL VOLUME = (TD - DTW) X WELL CAPACITY

(_____ ft. - _____ ft.) X _____ gal./ft. = _____ gallons

3 WELL VOLUMES = 1 WELL VOLUME X 3

_____ gal. X 3 = _____ gallons

PUMP DEPTH IN WELL (feet): 69	PURGING INITIATED AT: 1225	PURGING ENDED AT: 1320	TOTAL VOLUME PURGED (gallons): 4.4

TIME (military)	VOLUME PURGED (gallons)	PURGE RATE (gpm)	DEPTH TO WATER (feet)	TEMP. (°C)	DO (mg/L)	COND. (µS/cm)	pH (standard units)	ORP (mV)	TURB (NTU)	COLOR (describe)	ODOR (describe)
STABILIZATION CRITERIA			<0.3 ft. drawdown	within 3%	within 10% or <0.5 mg/L	within 3%	± 0.1 unit	± 10 mV	within 10% or <10 NTU	–	–
1225	0		54.45	19.1	1.25	168.5	6.45	-65.7	169.9	Cloudy	None
1230	0.3		54.45	17.5	5.58	131.7	5.95	4.5	1085	"	"
1235	0.8		54.45	19.7	6.01	130.7	5.92	19.1	1050	"	"
1240	1.2		54.45	18.0	6.13	131.2	5.87	35.9	1061	"	"
1245	1.6		54.45	18.3	5.93	133.7	5.89	58.9	1004	"	"
1250	2.0		54.45	18.5	6.02	133.4	5.90	69.0	1022	"	"
1255	2.3		54.45	18.3	6.04	133.2	5.90	69.2	1032	"	"
1300	2.7		54.45	18.1	6.11	133.5	5.90	70.4	1030	"	"

WELL CAPACITY (Gallons Per Foot): **0.75"** = 0.02; **1"** = 0.04; **1.25"** = 0.06; **2"** = 0.16; **3"** = 0.37; **4"** = 0.65; **5"** = 1.02; **6"** = 1.47; **12"** = 5.88

SAMPLING DATA

SAMPLED BY (PRINT) / AFFILIATION: T. Dickey / AECOM	SAMPLER(S) SIGNATURE(S):	SAMPLE TIME: 1315
PUMP OR TUBING DEPTH IN WELL (feet): 69	TUBING MATERIAL CODE: LDPE	FIELD-FILTERED: Y (N) Filtration Equipment Type: – FILTER SIZE: – µm
FIELD DECONTAMINATION: PUMP (Y) N	TUBING Y (N (replaced))	DUPLICATE: Y (N)

SAMPLE CONTAINER SPECIFICATION				SAMPLE PRESERVATION (including wet ice)					
SAMPLE ID CODE	# CONTAINERS	MATERIAL CODE	VOLUME	PRESERVATIVE USED	TOTAL VOL ADDED IN FIELD (mL)	FINAL pH	INTENDED ANALYSIS AND/OR METHOD	SAMPLING EQUIPMENT CODE	SAMPLE PUMP FLOW RATE (gal per minute)
MW-92	4	AG	40 mL	HCL	40 mL x 4	5.90	6200	ESP	
"	3	AG	40 mL	HCL	40 mL x 3	"	VPH	"	
"	1	PE	250 mL	HNO_3	250 mL	"	Lead by 6010	"	

REMARKS:

MATERIAL CODES: **AG** = Amber Glass; **CG** = Clear Glass; **HDPE** = High Density Polyethylene; **LDPE** = Low Density Polyethylene; **PP** = Polypropylene; **S** = Silicone; **T** = Teflon; **O** = Other (Specify)

SAMPLING EQUIPMENT CODES: **APP** = After (Through) Peristaltic Pump; **B** = Bailer; **BP** = Bladder Pump; **ESP** = Electric Submersible Pump; **RFPP** = Reverse Flow Peristaltic Pump; **SM** = Straw Method (Tubing Gravity Drain); **O** = Other (Specify)

GROUNDWATER SAMPLING LOG

SITE NAME: 2020-L1-2448 Incident	SITE LOCATION: Huntersville, NC	PROJECT NUMBER: 60639876	WELL NAME: MW-93	DATE: 7/8/21
WELL DIAMETER (inches): 2	TUBING DIAMETER (inches): 3/8	WELL SCREEN INTERVAL DEPTH: 43.5 feet to 63.5 feet	DEPTH TO WATER (feet): 52.60	PUMP TYPE OR BAILER: ESP

1 WELL VOLUME = (TD - DTW) X WELL CAPACITY

(_____ ft. - _____ ft.) X _____ gal./ft. = _____ gallons

3 WELL VOLUMES = 1 WELL VOLUME X 3

_____ gal. X 3 = _____ gallons

PUMP DEPTH IN WELL (feet): 60.5	PURGING INITIATED AT: 1055	PURGING ENDED AT: 1200	TOTAL VOLUME PURGED (gallons): 4.2

TIME (military)	VOLUME PURGED (gallons)	PURGE RATE (gpm)	DEPTH TO WATER (feet)	TEMP. (°C)	DO (mg/L)	COND (µS/cm)	pH (standard units)	ORP (mV)	TURB (NTU)	COLOR (describe)	ODOR (describe)
STABILIZATION CRITERIA			<0.3 ft. drawdown	within 3%	within 10% or <0.5 mg/L	within 3%	± 0.1 unit	± 10 mV	within 10% or <10 NTU	–	–
1055	0		52.60	16.8	5.30	153.1	5.98	127.3	987.6	Cloudy	None
1100	0.4		52.64	17.2	5.89	145.9	5.72	143.7	994.0	"	"
1105	0.9		52.64	17.7	5.91	149.9	5.78	146.1	991.9	"	"
1110	1.4		52.64	17.4	5.54	153.8	5.75	152.1	997.1	"	"
1115	1.7		52.63	17.5	5.60	156.5	5.78	153.4	999.6	"	"
1120	2.1		52.63	17.7	5.44	153.9	5.80	152.2	990.7	"	"
1125	2.5		52.64	17.5	5.49	152.9	5.78	153.0	823.1	"	"
1130	2.9		52.65	17.6	5.41	152.4	5.78	153.6	830.4	"	"
1135	3.3		52.65	17.5	5.47	152.0	5.78	154.1	822.2	"	"
1140	3.7		52.65	17.4	5.56	151.0	5.78	155.1	826.8	"	"

WELL CAPACITY (Gallons Per Foot): **0.75"** = 0.02; **1"** = 0.04; **1.25"** = 0.06; **2"** = 0.16; **3"** = 0.37; **4"** = 0.65; **5"** = 1.02; **6"** = 1.47; **12"** = 5.88

SAMPLING DATA

SAMPLED BY (PRINT) / AFFILIATION: T. DicKey	SAMPLER(S) SIGNATURE(S):	SAMPLE TIME: 1155
PUMP OR TUBING DEPTH IN WELL (feet):	TUBING MATERIAL CODE: LDPE	FIELD-FILTERED: Y (N) Filtration Equipment Type: -- FILTER SIZE: -- µm

FIELD DECONTAMINATION: PUMP (Y) N TUBING Y (N (replaced)) DUPLICATE: Y (N)

SAMPLE CONTAINER SPECIFICATION				SAMPLE PRESERVATION (including wet ice)					
SAMPLE ID CODE	# CONTAINERS	MATERIAL CODE	VOLUME	PRESERVATIVE USED	TOTAL VOL ADDED IN FIELD (mL)	FINAL pH	INTENDED ANALYSIS AND/OR METHOD	SAMPLING EQUIPMENT CODE	SAMPLE PUMP FLOW RATE (gal per minute)
MW-93	4	AG	40 mL	HCL	40 mL x 4		6200	ESP	
	3	AG	40 mL	HCL	40 mL x 3		VPH		
	1	PE	250 mL	HNO_3	250 mL		Lead by 6010		

REMARKS: Purge water is sandy-tan-brown and never cleared up. Will needs to be developed properly.

MATERIAL CODES: **AG** = Amber Glass; **CG** = Clear Glass; **HDPE** = High Density Polyethylene; **LDPE** = Low Density Polyethylene; **PP** = Polypropylene; **S** = Silicone; **T** = Teflon; **O** = Other (Specify)

SAMPLING EQUIPMENT CODES: **APP** = After (Through) Peristaltic Pump; **B** = Bailer; **BP** = Bladder Pump; **ESP** = Electric Submersible Pump; **RFPP** = Reverse Flow Peristaltic Pump; **SM** = Straw Method (Tubing Gravity Drain); **O** = Other (Specify)

APPENDIX D

SURFACE WATER SAMPLING INFORMATION

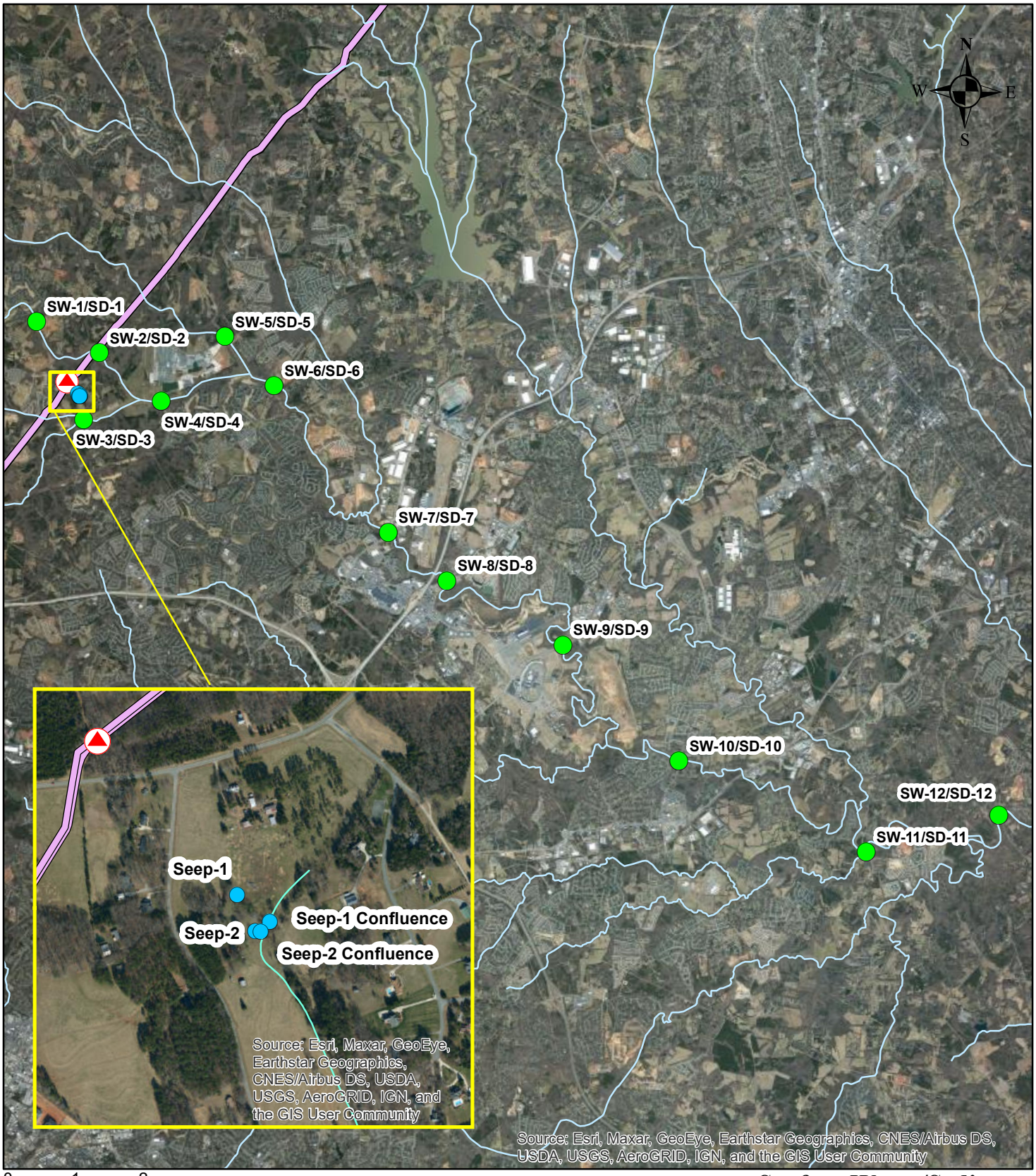

Surface Water/Sediment Sampling Locations

Legend

- SW/SD Sampling Location
- SW Sampling Location
- USA Detailed Streams
- Approximate Leak Site
- Colonial Pipeline

2020-L1-SR2448 Incident
Huntersville, NC

Environmental Planning Specialists, Inc.

Figure No. 1

Table 1. Surface Water Sampling Results
2020-L1-SR2448 Incident

Location ID	Description	Date	TPH (GRO) (µg/L)	Benzene (µg/L)	Toluene (µg/L)	Ethylbenzene (µg/L)	m,p-Xylene (µg/L)	o-Xylene (µg/L)	Xylenes (µg/L)	Rain Event
	EPA MCL			**5**	**1,000**	**700**	**10,000**	**10,000**	**10,000**	
	EPA Region 4 ESV (acute)			**700**	**560**	**550**	**240**	**240**	**240**	
	15A North Carolina Administrative Code subchapter 02B			**51**	**11**	**97**	**420**	**600**	**670**	
SW-1	**North Prong Clark Creek (Up-gradient of the leak site)**	8/15/2020	<80	<1	<1	<1	<2	<1	<1	
		8/16/2020	<80	<1	<1	<1	<2	<1	<1	
		8/17/2020	<80	<1	<1	<1	<2	<1	<1	
		8/18/2020	<80	<1	<1	<1	<2	<1	<1	
		8/19/2020	<80	<1	<1	<1	<2	<1	<1	
		8/20/2020	<80	<1	<1	<1	<2	<1	<1	
		8/21/2020	<80	<1	<1	<1	<2	<1	<1	
		8/22/2020	<80	<1	<1	<1	<2	<1	<1	
		8/27/2020	<80	<1	<1	<1	<2	<1	<1	
		9/1/2020	<80	<1	<1	<1	<2	<1	<1	x
		9/2/2020	<80	<1	<1	<1	<2	<1	<1	x
		9/3/2020	<80	<1	<1	<1	<2	<1	<1	x
		9/10/2020	<80	<1	<1	<1	<2	<1	<1	
		9/17/2020	<80	<1	<1	<1	<2	<1	<1	
		9/19/2020	<80	<1	<1	<1	<2	<1	<1	x
		9/24/2020	<80	<1	<1	<1	<2	<1	<1	
		9/26/2020	<80	<1	<1	<1	<2	<1	<1	x
		10/1/2020	<80	<1	<1	<1	<2	<1	<1	
		10/7/2020	<80	<1	<1	<1	<2	<1	<1	
		10/12/2020	<80	<1	<1	<1	<2	<1	<1	x
		10/22/2020	<80	<1	<1	<1	<2	<1	<1	
		10/31/2020	<80	<1	<1	<1	<2	<1	<1	
		11/5/2020	<80	<1	<1	<1	<2	<1	<1	
		11/13/2020	<80	<1	<1	<1	<2	<1	<1	x
		11/19/2020	<80	<1	<1	<1	<2	<1	<1	
		12/1/2020	<80	<1	<1	<1	<2	<1	<1	x
		12/17/2020	<80	<1	<1	<1	<2	<1	<1	x
		12/30/2020	<80	<1	<1	<1	<2	<1	<1	
		1/14/2021	<80	<1	<1	<1	<2	<1	<1	
		1/27/2021	<80	<1	<1	<1	<2	<1	<1	x
		2/12/2021	<80	<1	<1	<1	<2	<1	<1	x
		2/26/2021	<80	<1	<1	<1	<2	<1	<1	
		3/10/2021	<80	<1	<1	<1	<2	<1	<1	
		3/19/2021	<80	<1	<1	<1	<2	<1	<1	x
		3/24/2021	<80	<1	<1	<1	<2	<1	<1	
		3/26/2021	<80	<1	<1	<1	<2	<1	<1	x
		4/7/2021	<80	<1	<1	<1	<2	<1	<1	
		4/21/2021	<80	<1	<1	<1	<2	<1	<1	
		5/5/2021	<80	<1	<1	<1	<2	<1	<1	
		5/20/2021	<80	<1	<1	<1	<2	<1	<1	
		6/3/2021	<80	<1	<1	<1	<2	<1	<1	
		6/9/2021	<80	<1	<1	<1	<2	<1	<1	x
		6/16/2021	<80	<1	<1	<1	<2	<1	<1	
		7/2/2021	<80	<1	<1	<1	<2	<1	<1	
		7/14/2021	<80	<1	<1	<1	<2	<1	<1	

Table 1. Surface Water Sampling Results
2020-L1-SR2448 Incident

Location ID	Description	Date	TPH (GRO) (µg/L)	Benzene (µg/L)	Toluene (µg/L)	Ethylbenzene (µg/L)	m,p-Xylene (µg/L)	o-Xylene (µg/L)	Xylenes (µg/L)	Rain Event
	EPA MCL			**5**	**1,000**	**700**	**10,000**	**10,000**	**10,000**	
	EPA Region 4 ESV (acute)			**700**	**560**	**550**	**240**	**240**	**240**	
	15A North Carolina Administrative Code subchapter 02B			**51**	**11**	**97**	**420**	**600**	**670**	
SW-2	**North Prong Clark Creek (Downgradient of leak site)**	8/15/2020	<80	<1	<1	<1	<2	<1	<1	
		8/16/2020	<80	<1	<1	<1	<2	<1	<1	
		8/17/2020	<80	<1	<1	<1	<2	<1	<1	
		8/18/2020	<80	<1	<1	<1	<2	<1	<1	
		8/19/2020	<80	<1	<1	<1	<2	<1	<1	
		8/20/2020	<80	<1	<1	<1	<2	<1	<1	
		8/21/2020	<80	<1	<1	<1	<2	<1	<1	
		8/22/2020	<80	<1	<1	<1	<2	<1	<1	
		8/27/2020	<80	<1	<1	<1	<2	<1	<1	
		9/1/2020	<80	<1	<1	<1	<2	<1	<1	x
		9/2/2020	<80	<1	<1	<1	<2	<1	<1	x
		9/3/2020	<80	<1	<1	<1	<2	<1	<1	x
		9/10/2020	<80	<1	<1	<1	<2	<1	<1	
		9/17/2020	<80	<1	<1	<1	<2	<1	<1	
		9/19/2020	<80	<1	<1	<1	<2	<1	<1	x
		9/24/2020	<80	<1	<1	<1	<2	<1	<1	
		9/26/2020	<80	<1	<1	<1	<2	<1	<1	x
		10/1/2020	<80	<1	<1	<1	<2	<1	<1	
		10/7/2020	<80	<1	<1	<1	<2	<1	<1	
		10/12/2020	<80	<1	<1	<1	<2	<1	<1	x
		10/22/2020	<80	<1	<1	<1	<2	<1	<1	
		10/31/2020	<80	<1	<1	<1	<2	<1	<1	
		11/5/2020	<80	<1	<1	<1	<2	<1	<1	
		11/13/2020	<80	<1	<1	<1	<2	<1	<1	x
		11/19/2020	<80	<1	<1	<1	<2	<1	<1	
		12/1/2020	<80	<1	<1	<1	<2	<1	<1	x
		12/17/2020	<80	<1	<1	<1	<2	<1	<1	x
		12/30/2020	<80	<1	<1	<1	<2	<1	<1	
		1/14/2021	<80	<1	<1	<1	<2	<1	<1	
		1/27/2021	<80	<1	<1	<1	<2	<1	<1	x
		2/12/2021	<80	<1	<1	<1	<2	<1	<1	x
		2/26/2021	<80	<1	<1	<1	<2	<1	<1	
		3/10/2021	<80	<1	<1	<1	<2	<1	<1	
		3/19/2021	<80	<1	<1	<1	<2	<1	<1	x
		3/24/2021	<80	<1	<1	<1	<2	<1	<1	
		3/26/2021	<80	<1	<1	<1	<2	<1	<1	x
		4/7/2021	<80	<1	<1	<1	<2	<1	<1	
		4/21/2021	<80	<1	<1	<1	<2	<1	<1	
		5/5/2021	<80	<1	<1	<1	<2	<1	<1	
		5/20/2021	<80	<1	<1	<1	<2	<1	<1	
		6/3/2021	<80	<1	<1	<1	<2	<1	<1	
		6/9/2021	<80	<1	<1	<1	<2	<1	<1	x
		6/16/2021	<80	<1	<1	<1	<2	<1	<1	
		7/2/2021	<80	<1	<1	<1	<2	<1	<1	
		7/14/2021	<80	<1	<1	<1	<2	<1	<1	

Table 1. Surface Water Sampling Results
2020-L1-SR2448 Incident

Location ID	Description	Date	TPH (GRO) (µg/L)	Benzene (µg/L)	Toluene (µg/L)	Ethylbenzene (µg/L)	m,p-Xylene (µg/L)	o-Xylene (µg/L)	Xylenes (µg/L)	Rain Event
	EPA MCL			**5**	**1,000**	**700**	**10,000**	**10,000**	**10,000**	
	EPA Region 4 ESV (acute)			**700**	**560**	**550**	**240**	**240**	**240**	
	15A North Carolina Administrative Code subchapter 02B			**51**	**11**	**97**	**420**	**600**	**670**	
SW-3	**South Prong Clark Creek (Downgradient of the leak site)**	8/15/2020	<80	<1	<1	<1	<2	<1	<1	
		8/16/2020	<80	<1	<1	<1	<2	<1	<1	
		8/17/2020	<80	<1	<1	<1	<2	<1	<1	
		8/18/2020	<80	<1	<1	<1	<2	<1	<1	
		8/19/2020	<80	<1	<1	<1	<2	<1	<1	
		8/20/2020	<80	<1	<1	<1	<2	<1	<1	
		8/21/2020	<80	<1	<1	<1	<2	<1	<1	
		8/22/2020	<80	<1	<1	<1	<2	<1	<1	
		8/27/2020	<80	<1	<1	<1	<2	<1	<1	
		9/1/2020	<80	<1	<1	<1	<2	<1	<1	x
		9/2/2020	<80	<1	<1	<1	<2	<1	<1	x
		9/3/2020	<80	<1	<1	<1	<2	<1	<1	x
		9/10/2020	<80	<1	<1	<1	<2	<1	<1	
		9/17/2020	<80	<1	<1	<1	<2	<1	<1	
		9/19/2020	<80	<1	<1	<1	<2	<1	<1	x
		9/24/2020	<80	<1	<1	<1	<2	<1	<1	
		9/26/2020	<80	<1	<1	<1	<2	<1	<1	x
		10/1/2020	<80	<1	<1	<1	<2	<1	<1	
		10/7/2020	<80	<1	<1	<1	<2	<1	<1	
		10/12/2020	<80	<1	<1	<1	<2	<1	<1	x
		10/22/2020	<80	<1	<1	<1	<2	<1	<1	
		10/31/2020	<80	<1	<1	<1	<2	<1	<1	
		11/5/2020	<80	<1	<1	<1	<2	<1	<1	
		11/13/2020	<80	<1	<1	<1	<2	<1	<1	x
		11/19/2020	<80	<1	<1	<1	<2	<1	<1	
		12/1/2020	<80	<1	<1	<1	<2	<1	<1	x
		12/17/2020	<80	<1	<1	<1	<2	<1	<1	x
		12/30/2020	<80	<1	<1	<1	<2	<1	<1	
		1/14/2021	<80	<1	<1	<1	<2	<1	<1	
		1/27/2021	<80	<1	<1	<1	<2	<1	<1	x
		2/12/2021	<80	<1	<1	<1	<2	<1	<1	x
		2/26/2021	<80	<1	<1	<1	<2	<1	<1	
		3/10/2021	<80	<1	<1	<1	<2	<1	<1	
		3/19/2021	<80	<1	<1	<1	<2	<1	<1	x
		3/24/2021	<80	<1	<1	<1	<2	<1	<1	
		3/26/2021	<80	<1	<1	<1	<2	<1	<1	x
		4/7/2021	<80	<1	<1	<1	<2	<1	<1	
		4/21/2021	<80	<1	<1	<1	<2	<1	<1	
		5/5/2021	<80	<1	<1	<1	<2	<1	<1	
		5/20/2021	<80	<1	<1	<1	<2	<1	<1	
		6/3/2021	<80	<1	<1	<1	<2	<1	<1	
		6/9/2021	<80	<1	<1	<1	<2	<1	<1	x
		6/16/2021	<80	<1	<1	<1	<2	<1	<1	
		7/2/2021	<80	<1	<1	<1	<2	<1	<1	
		7/14/2021	<80	<1	<1	<1	<2	<1	<1	

Table 1. Surface Water Sampling Results
2020-L1-SR2448 Incident

Location ID	Description	Date	TPH (GRO) (µg/L)	Benzene (µg/L)	Toluene (µg/L)	Ethylbenzene (µg/L)	m,p-Xylene (µg/L)	o-Xylene (µg/L)	Xylenes (µg/L)	Rain Event
	EPA MCL			**5**	**1,000**	**700**	**10,000**	**10,000**	**10,000**	
	EPA Region 4 ESV (acute)			**700**	**560**	**550**	**240**	**240**	**240**	
	15A North Carolina Administrative Code subchapter 02B			**51**	**11**	**97**	**420**	**600**	**670**	
SW-4	Clarke Creek (Downgradient of North/South Prong Clark Creek confluence)	8/15/2020	<80	<1	<1	<1	<2	<1	<1	
		8/16/2020	<80	<1	<1	<1	<2	<1	<1	
		8/17/2020	<80	<1	<1	<1	<2	<1	<1	
		8/18/2020	<80	<1	<1	<1	<2	<1	<1	
		8/19/2020	<80	<1	<1	<1	<2	<1	<1	
		8/20/2020	<80	<1	<1	<1	<2	<1	<1	
		8/21/2020	<80	<1	<1	<1	<2	<1	<1	
		8/22/2020	<80	<1	<1	<1	<2	<1	<1	
		8/27/2020	<80	<1	<1	<1	<2	<1	<1	
		9/1/2020	<80	<1	<1	<1	<2	<1	<1	x
		9/2/2020	<80	<1	<1	<1	<2	<1	<1	x
		9/3/2020	<80	<1	<1	<1	<2	<1	<1	x
		9/10/2020	<80	<1	<1	<1	<2	<1	<1	
		9/17/2020	<80	<1	<1	<1	<2	<1	<1	
		9/19/2020	<80	<1	<1	<1	<2	<1	<1	x
		9/24/2020	<80	<1	<1	<1	<2	<1	<1	
		9/26/2020	<80	<1	<1	<1	<2	<1	<1	x
		10/1/2020	<80	<1	<1	<1	<2	<1	<1	
		10/7/2020	<80	<1	<1	<1	<2	<1	<1	
		10/12/2020	<80	<1	<1	<1	<2	<1	<1	x
		10/22/2020	<80	<1	<1	<1	<2	<1	<1	
		10/31/2020	<80	<1	<1	<1	<2	<1	<1	
		11/5/2020	<80	<1	<1	<1	<2	<1	<1	
		11/13/2020	<80	<1	<1	<1	<2	<1	<1	x
		11/19/2020	<80	<1	<1	<1	<2	<1	<1	
		12/1/2020	<80	<1	<1	<1	<2	<1	<1	x
		12/17/2020	<80	<1	<1	<1	<2	<1	<1	x
		12/30/2020	<80	<1	<1	<1	<2	<1	<1	
		1/14/2021	<80	<1	<1	<1	<2	<1	<1	
		1/27/2021	<80	<1	<1	<1	<2	<1	<1	x
		2/12/2021	<80	<1	<1	<1	<2	<1	<1	x
		2/26/2021	<80	<1	<1	<1	<2	<1	<1	
		3/10/2021	<80	<1	<1	<1	<2	<1	<1	
		3/19/2021	<80	<1	<1	<1	<2	<1	<1	x
		3/24/2021	<80	<1	<1	<1	<2	<1	<1	
		3/26/2021	<80	<1	<1	<1	<2	<1	<1	x
		4/7/2021	<80	<1	<1	<1	<2	<1	<1	
		4/21/2021	<80	<1	<1	<1	<2	<1	<1	
		5/5/2021	<80	<1	<1	<1	<2	<1	<1	
		5/20/2021	<80	<1	<1	<1	<2	<1	<1	
		6/3/2021	<80	<1	<1	<1	<2	<1	<1	
		6/9/2021	<80	<1	<1	<1	<2	<1	<1	x
		6/16/2021	<80	<1	<1	<1	<2	<1	<1	
		7/2/2021	<80	<1	<1	<1	<2	<1	<1	
		7/14/2021	<80	<1	<1	<1	<2	<1	<1	

Table 1. Surface Water Sampling Results
2020-L1-SR2448 Incident

Location ID	Description	Date	TPH (GRO) (µg/L)	Benzene (µg/L)	Toluene (µg/L)	Ethylbenzene (µg/L)	m,p-Xylene (µg/L)	o-Xylene (µg/L)	Xylenes (µg/L)	Rain Event
	EPA MCL			**5**	**1,000**	**700**	**10,000**	**10,000**	**10,000**	
	EPA Region 4 ESV (acute)			**700**	**560**	**550**	**240**	**240**	**240**	
	15A North Carolina Administrative Code subchapter 02B			**51**	**11**	**97**	**420**	**600**	**670**	
SW-5	**Ramah Creek (Upgradient of SW-6)**	8/15/2020	<80	<1	<1	<1	<2	<1	<1	
		8/16/2020	<80	<1	<1	<1	<2	<1	<1	
		8/17/2020	<80	<1	<1	<1	<2	<1	<1	
		8/18/2020	<80	<1	<1	<1	<2	<1	<1	
		8/19/2020	<80	<1	<1	<1	<2	<1	<1	
		8/20/2020	<80	<1	<1	<1	<2	<1	<1	
		8/21/2020	<80	<1	<1	<1	<2	<1	<1	
		8/22/2020	<80	<1	<1	<1	<2	<1	<1	
		8/27/2020	<80	<1	<1	<1	<2	<1	<1	
		9/1/2020	<80	<1	<1	<1	<2	<1	<1	x
		9/2/2020	<80	<1	<1	<1	<2	<1	<1	x
		9/3/2020	<80	<1	<1	<1	<2	<1	<1	x
		9/10/2020	<80	<1	<1	<1	<2	<1	<1	
		9/17/2020	<80	<1	<1	<1	<2	<1	<1	
		9/19/2020	<80	<1	<1	<1	<2	<1	<1	x
		9/24/2020	<80	<1	<1	<1	<2	<1	<1	
		9/26/2020	<80	<1	<1	<1	<2	<1	<1	x
		10/1/2020	<80	<1	<1	<1	<2	<1	<1	
		10/7/2020	<80	<1	<1	<1	<2	<1	<1	
		10/12/2020	<80	<1	<1	<1	<2	<1	<1	x
		10/22/2020	<80	<1	<1	<1	<2	<1	<1	
		10/31/2020	<80	<1	<1	<1	<2	<1	<1	
		11/5/2020	<80	<1	<1	<1	<2	<1	<1	
		11/13/2020	<80	<1	<1	<1	<2	<1	<1	x
		11/19/2020	<80	<1	<1	<1	<2	<1	<1	
		12/1/2020	<80	<1	<1	<1	<2	<1	<1	x
		12/17/2020	<80	<1	<1	<1	<2	<1	<1	x
		12/30/2020	<80	<1	<1	<1	<2	<1	<1	
		1/14/2021	<80	<1	<1	<1	<2	<1	<1	
		1/27/2021	<80	<1	<1	<1	<2	<1	<1	x
		2/12/2021	<80	<1	<1	<1	<2	<1	<1	x
		2/26/2021	<80	<1	<1	<1	<2	<1	<1	
		3/10/2021	<80	<1	<1	<1	<2	<1	<1	
		3/19/2021	<80	<1	<1	<1	<2	<1	<1	x
		3/24/2021	<80	<1	<1	<1	<2	<1	<1	
		3/26/2021	<80	<1	<1	<1	<2	<1	<1	x
		4/7/2021	<80	<1	<1	<1	<2	<1	<1	
		4/21/2021	<80	<1	<1	<1	<2	<1	<1	
		5/5/2021	<80	<1	<1	<1	<2	<1	<1	
		5/20/2021	<80	<1	<1	<1	<2	<1	<1	
		6/3/2021	<80	<1	<1	<1	<2	<1	<1	
		6/9/2021	<80	<1	<1	<1	<2	<1	<1	x
		6/16/2021	<80	<1	<1	<1	<2	<1	<1	
		7/2/2021	<80	<1	<1	<1	<2	<1	<1	
		7/14/2021	<80	<1	<1	<1	<2	<1	<1	

Table 1. Surface Water Sampling Results
2020-L1-SR2448 Incident

Location ID	Description	Date	TPH (GRO) (µg/L)	Benzene (µg/L)	Toluene (µg/L)	Ethylbenzene (µg/L)	m,p-Xylene (µg/L)	o-Xylene (µg/L)	Xylenes (µg/L)	Rain Event
	EPA MCL			**5**	**1,000**	**700**	**10,000**	**10,000**	**10,000**	
	EPA Region 4 ESV (acute)			**700**	**560**	**550**	**240**	**240**	**240**	
	15A North Carolina Administrative Code subchapter 02B			**51**	**11**	**97**	**420**	**600**	**670**	
SW-6	**Clarke Creek (Downgradient of Ramah Creek confluence)**	8/15/2020	<80	<1	<1	<1	<2	<1	<1	
		8/16/2020	<80	<1	<1	<1	<2	<1	<1	
		8/17/2020	<80	<1	<1	<1	<2	<1	<1	
		8/18/2020	<80	<1	<1	<1	<2	<1	<1	
		8/19/2020	<80	<1	<1	<1	<2	<1	<1	
		8/20/2020	<80	<1	<1	<1	<2	<1	<1	
		8/21/2020	<80	<1	<1	<1	<2	<1	<1	
		8/22/2020	<80	<1	<1	<1	<2	<1	<1	
		8/27/2020	<80	<1	<1	<1	<2	<1	<1	
		9/1/2020	<80	<1	<1	<1	<2	<1	<1	x
		9/2/2020	<80	<1	<1	<1	<2	<1	<1	x
		9/3/2020	<80	<1	<1	<1	<2	<1	<1	x
		9/10/2020	<80	<1	<1	<1	<2	<1	<1	
		9/17/2020	<80	<1	<1	<1	<2	<1	<1	
		9/19/2020	<80	<1	<1	<1	<2	<1	<1	x
		9/24/2020	<80	<1	<1	<1	<2	<1	<1	
		9/26/2020	<80	<1	<1	<1	<2	<1	<1	x
		10/1/2020	<80	<1	<1	<1	<2	<1	<1	
		10/7/2020	<80	<1	<1	<1	<2	<1	<1	
		10/12/2020	<80	<1	<1	<1	<2	<1	<1	x
		10/22/2020	<80	<1	<1	<1	<2	<1	<1	
		10/31/2020	<80	<1	<1	<1	<2	<1	<1	
		11/5/2020	<80	<1	<1	<1	<2	<1	<1	
		11/13/2020	<80	<1	<1	<1	<2	<1	<1	x
		11/19/2020	<80	<1	<1	<1	<2	<1	<1	
		12/1/2020	<80	<1	<1	<1	<2	<1	<1	x
		12/17/2020	<80	<1	<1	<1	<2	<1	<1	x
		12/30/2020	<80	<1	<1	<1	<2	<1	<1	
		1/14/2021	<80	<1	<1	<1	<2	<1	<1	
		1/27/2021	<80	<1	<1	<1	<2	<1	<1	x
		2/12/2021	<80	<1	<1	<1	<2	<1	<1	x
		2/26/2021	<80	<1	<1	<1	<2	<1	<1	
		3/10/2021	<80	<1	<1	<1	<2	<1	<1	
		3/19/2021	<80	<1	<1	<1	<2	<1	<1	x
		3/24/2021	<80	<1	<1	<1	<2	<1	<1	
		3/26/2021	<80	<1	<1	<1	<2	<1	<1	x
		4/7/2021	<80	<1	<1	<1	<2	<1	<1	
		4/21/2021	<80	<1	<1	<1	<2	<1	<1	
		5/5/2021	<80	<1	<1	<1	<2	<1	<1	
		5/20/2021	<80	<1	<1	<1	<2	<1	<1	
		6/3/2021	<80	<1	<1	<1	<2	<1	<1	
		6/9/2021	<80	<1	<1	<1	<2	<1	<1	x
		6/16/2021	<80	<1	<1	<1	<2	<1	<1	
		7/2/2021	<80	<1	<1	<1	<2	<1	<1	
		7/14/2021	<80	<1	<1	<1	<2	<1	<1	

Table 1. Surface Water Sampling Results
2020-L1-SR2448 Incident

Location ID	Description	Date	TPH (GRO) (µg/L)	Benzene (µg/L)	Toluene (µg/L)	Ethylbenzene (µg/L)	m,p-Xylene (µg/L)	o-Xylene (µg/L)	Xylenes (µg/L)	Rain Event
	EPA MCL			**5**	**1,000**	**700**	**10,000**	**10,000**	**10,000**	
	EPA Region 4 ESV (acute)			**700**	**560**	**550**	**240**	**240**	**240**	
	15A North Carolina Administrative Code subchapter 02B			**51**	**11**	**97**	**420**	**600**	**670**	
SW-7	**Rocky River (Downgradient of Clarke River confluence)**	8/15/2020	<80	<1	<1	<1	<2	<1	<1	
		8/16/2020	<80	<1	<1	<1	<2	<1	<1	
		8/17/2020	<80	<1	<1	<1	<2	<1	<1	
		8/18/2020	<80	<1	<1	<1	<2	<1	<1	
		8/19/2020	<80	<1	<1	<1	<2	<1	<1	
		8/20/2020	<80	<1	<1	<1	<2	<1	<1	
		8/21/2020	<80	<1	<1	<1	<2	<1	<1	
		8/22/2020	<80	<1	<1	<1	<2	<1	<1	
		8/27/2020	<80	<1	<1	<1	<2	<1	<1	
		9/1/2020	<80	<1	<1	<1	<2	<1	<1	x
		9/2/2020	<80	<1	<1	<1	<2	<1	<1	x
		9/3/2020	<80	<1	<1	<1	<2	<1	<1	x
		9/10/2020	<80	<1	<1	<1	<2	<1	<1	
		9/17/2020	<80	<1	<1	<1	<2	<1	<1	
		9/19/2020	<80	<1	<1	<1	<2	<1	<1	x
		9/24/2020	<80	<1	<1	<1	<2	<1	<1	
		9/26/2020	<80	<1	<1	<1	<2	<1	<1	x
		10/1/2020	<80	<1	<1	<1	<2	<1	<1	
		10/7/2020	<80	<1	<1	<1	<2	<1	<1	
		10/12/2020	<80	<1	<1	<1	<2	<1	<1	x
		10/22/2020	<80	<1	<1	<1	<2	<1	<1	
		10/31/2020	<80	<1	<1	<1	<2	<1	<1	
		11/5/2020	<80	<1	<1	<1	<2	<1	<1	
		11/13/2020	<80	<1	<1	<1	<2	<1	<1	x
		11/19/2020	<80	<1	<1	<1	<2	<1	<1	
		12/1/2020	<80	<1	<1	<1	<2	<1	<1	x
		12/17/2020	<80	<1	<1	<1	<2	<1	<1	x
		12/30/2020	<80	<1	<1	<1	<2	<1	<1	
		1/14/2021	<80	<1	<1	<1	<2	<1	<1	
		1/27/2021	<80	<1	<1	<1	<2	<1	<1	x
		2/12/2021	<80	<1	<1	<1	<2	<1	<1	x
		2/26/2021	<80	<1	<1	<1	<2	<1	<1	
		3/10/2021	<80	<1	<1	<1	<2	<1	<1	
		3/19/2021	<80	<1	<1	<1	<2	<1	<1	x
		3/24/2021	<80	<1	<1	<1	<2	<1	<1	
		3/26/2021	<80	<1	<1	<1	<2	<1	<1	x
		4/7/2021	<80	<1	<1	<1	<2	<1	<1	
		4/21/2021	<80	<1	<1	<1	<2	<1	<1	
		5/5/2021	<80	<1	<1	<1	<2	<1	<1	
		5/20/2021	<80	<1	<1	<1	<2	<1	<1	
		6/3/2021	<80	<1	<1	<1	<2	<1	<1	
		6/9/2021	<80	<1	<1	<1	<2	<1	<1	x
		6/16/2021	<80	<1	<1	<1	<2	<1	<1	
		7/2/2021	<80	<1	<1	<1	<2	<1	<1	
		7/14/2021	<80	<1	<1	<1	<2	<1	<1	

Table 1. Surface Water Sampling Results
2020-L1-SR2448 Incident

Location ID	Description	Date	TPH (GRO) (µg/L)	Benzene (µg/L)	Toluene (µg/L)	Ethylbenzene (µg/L)	m,p-Xylene (µg/L)	o-Xylene (µg/L)	Xylenes (µg/L)	Rain Event
	EPA MCL			**5**	**1,000**	**700**	**10,000**	**10,000**	**10,000**	
	EPA Region 4 ESV (acute)			**700**	**560**	**550**	**240**	**240**	**240**	
	15A North Carolina Administrative Code subchapter 02B			**51**	**11**	**97**	**420**	**600**	**670**	
SW-8	**Rocky River (Downgradient of Clarke River confluence)**	8/15/2020	<80	<1	<1	<1	<2	<1	<1	
		8/16/2020	<80	<1	<1	<1	<2	<1	<1	
		8/17/2020	<80	<1	<1	<1	<2	<1	<1	
		8/18/2020	<80	<1	<1	<1	<2	<1	<1	
		8/19/2020	<80	<1	<1	<1	<2	<1	<1	
		8/20/2020	<80	<1	<1	<1	<2	<1	<1	
		8/21/2020	<80	<1	<1	<1	<2	<1	<1	
		8/22/2020	<80	<1	<1	<1	<2	<1	<1	
SW-9	**Rocky River (Downgradient of Clarke River confluence)**	8/15/2020	<80	<1	<1	<1	<2	<1	<1	
		8/16/2020	<80	<1	<1	<1	<2	<1	<1	
		8/17/2020	<80	<1	<1	<1	<2	<1	<1	
		8/18/2020	<80	<1	<1	<1	<2	<1	<1	
		8/19/2020	<80	<1	<1	<1	<2	<1	<1	
		8/20/2020	<80	<1	<1	<1	<2	<1	<1	
		8/21/2020	<80	<1	<1	<1	<2	<1	<1	
		8/22/2020	<80	<1	<1	<1	<2	<1	<1	
SW-10	**Rocky River (Downgradient of Clarke River confluence)**	8/15/2020	<80	<1	<1	<1	<2	<1	<1	
		8/16/2020	<80	<1	<1	<1	<2	<1	<1	
		8/17/2020	<80	<1	<1	<1	<2	<1	<1	
		8/18/2020	<80	<1	<1	<1	<2	<1	<1	
		8/19/2020	<80	<1	<1	<1	<2	<1	<1	
		8/20/2020	<80	<1	<1	<1	<2	<1	<1	
		8/21/2020	<80	<1	<1	<1	<2	<1	<1	
		8/22/2020	<80	<1	<1	<1	<2	<1	<1	
SW-11	**Rocky River (Downgradient of Mallard Creek)**	8/15/2020	<80	<1	<1	<1	<2	<1	<1	
		8/16/2020	<80	<1	<1	<1	<2	<1	<1	
		8/17/2020	<80	<1	<1	<1	<2	<1	<1	
		8/18/2020	<80	<1	<1	<1	<2	<1	<1	
		8/19/2020	<80	<1	<1	<1	<2	<1	<1	
		8/20/2020	<80	<1	<1	<1	<2	<1	<1	
		8/21/2020	<80	<1	<1	<1	<2	<1	<1	
		8/22/2020	<80	<1	<1	<1	<2	<1	<1	
SW-12	**Rocky River (Downgradient of Back Creek)**	8/15/2020	<80	<1	<1	<1	<2	<1	<1	
		8/16/2020	<80	<1	<1	<1	<2	<1	<1	
		8/17/2020	<80	<1	<1	<1	<2	<1	<1	
		8/18/2020	<80	<1	<1	<1	<2	<1	<1	
		8/19/2020	<80	<1	<1	<1	<2	<1	<1	
		8/20/2020	<80	<1	<1	<1	<2	<1	<1	
		8/21/2020	<80	<1	<1	<1	<2	<1	<1	
		8/22/2020	<80	<1	<1	<1	<2	<1	<1	

Table 1. Surface Water Sampling Results
2020-L1-SR2448 Incident

Location ID	Description	Date	TPH (GRO) (µg/L)	Benzene (µg/L)	Toluene (µg/L)	Ethylbenzene (µg/L)	m,p-Xylene (µg/L)	o-Xylene (µg/L)	Xylenes (µg/L)	Rain Event
	EPA MCL			**5**	**1,000**	**700**	**10,000**	**10,000**	**10,000**	
	EPA Region 4 ESV (acute)			**700**	**560**	**550**	**240**	**240**	**240**	
	15A North Carolina Administrative Code subchapter 02B			**51**	**11**	**97**	**420**	**600**	**670**	
SW-Seep	**Downgradient of Site**	9/1/2020	<80	<1	<1	<1	<2	<1	<1	x
		9/2/2020	<80	<1	<1	<1	<2	<1	<1	x
		9/3/2020	<80	<1	<1	<1	<2	<1	<1	x
		9/10/2020	<80	<1	<1	<1	<2	<1	<1	
		9/17/2020	<80	<1	<1	<1	<2	<1	<1	
		9/19/2020	<80	<1	<1	<1	<2	<1	<1	x
		9/24/2020	<80	<1	<1	<1	<2	<1	<1	
		9/26/2020	<80	<1	<1	<1	<2	<1	<1	x
		10/1/2020	<80	<1	<1	<1	<2	<1	<1	
		10/7/2020	<80	<1	<1	<1	<2	<1	<1	
		10/12/2020	<80	<1	<1	<1	<2	<1	<1	x
		10/22/2020	<80	<1	<1	<1	<2	<1	<1	
		10/31/2020	<80	<1	<1	<1	<2	<1	<1	
		11/5/2020	<80	<1	<1	<1	<2	<1	<1	
		11/13/2020	<80	<1	<1	<1	<2	<1	<1	x
		11/19/2020	<80	<1	<1	<1	<2	<1	<1	
		12/1/2020	<80	<1	<1	<1	<2	<1	<1	x
		12/17/2020	<80	<1	<1	<1	<2	<1	<1	x
		12/30/2020	<80	<1	<1	<1	<2	<1	<1	
		1/14/2021	<80	<1	<1	<1	<2	<1	<1	
		1/27/2021	<80	<1	<1	<1	<2	<1	<1	x
		2/12/2021	<80	<1	<1	<1	<2	<1	<1	x
		2/26/2021	<80	<1	<1	<1	<2	<1	<1	
		3/10/2021	<80	<1	<1	<1	<2	<1	<1	
		3/19/2021	<80	<1	<1	<1	<2	<1	<1	x
		3/24/2021	<80	<1	<1	<1	<2	<1	<1	
		3/26/2021	<80	<1	<1	<1	<2	<1	<1	x
		4/7/2021	<80	<1	<1	<1	<2	<1	<1	
		4/21/2021	<80	<1	**4**	<1	<2	<1	<1	
		5/5/2021	<80	<1	**6.7**	<1	<2	<1	<1	
		5/20/2021	<80	<1	<1	<1	<2	<1	<1	
		6/3/2021	<80	<1	<1	<1	<2	<1	<1	
		6/9/2021	<80	<1	<1	<1	<2	<1	<1	x
		6/16/2021	<80	<1	<1	<1	<2	<1	<1	
		7/2/2021	<80	<1	<1	<1	<2	<1	<1	
		7/14/2021	<80	<1	<1	<1	<2	<1	<1	

Table 1. Surface Water Sampling Results
2020-L1-SR2448 Incident

Location ID	Description	Date	TPH (GRO) (µg/L)	Benzene (µg/L)	Toluene (µg/L)	Ethylbenzene (µg/L)	m,p-Xylene (µg/L)	o-Xylene (µg/L)	Xylenes (µg/L)	Rain Event
	EPA MCL			**5**	**1,000**	**700**	**10,000**	**10,000**	**10,000**	
	EPA Region 4 ESV (acute)			**700**	**560**	**550**	**240**	**240**	**240**	
	15A North Carolina Administrative Code subchapter 02B			**51**	**11**	**97**	**420**	**600**	**670**	
SW-Confluence	**Downgradient of Site**	9/1/2020	<80	<1	<1	<1	<2	<1	<1	x
		9/2/2020	<80	<1	<1	<1	<2	<1	<1	x
		9/3/2020	<80	<1	<1	<1	<2	<1	<1	x
		9/10/2020	<80	<1	<1	<1	<2	<1	<1	
		9/17/2020	<80	<1	<1	<1	<2	<1	<1	
		9/19/2020	<80	<1	<1	<1	<2	<1	<1	x
		9/24/2020	<80	<1	<1	<1	<2	<1	<1	
		9/26/2020	<80	<1	<1	<1	<2	<1	<1	x
		10/1/2020	<80	<1	<1	<1	<2	<1	<1	
		10/7/2020	<80	<1	<1	<1	<2	<1	<1	
		10/12/2020	<80	<1	<1	<1	<2	<1	<1	x
		10/22/2020	<80	<1	<1	<1	<2	<1	<1	
		10/31/2020	<80	<1	<1	<1	<2	<1	<1	
		11/5/2020	<80	<1	<1	<1	<2	<1	<1	
		11/13/2020	<80	<1	<1	<1	<2	<1	<1	x
		11/19/2020	<80	<1	<1	<1	<2	<1	<1	
		12/1/2020	<80	<1	<1	<1	<2	<1	<1	x
		12/17/2020	<80	<1	<1	<1	<2	<1	<1	x
		12/30/2020	<80	<1	<1	<1	<2	<1	<1	
		1/14/2021	<80	<1	<1	<1	<2	<1	<1	
		1/27/2021	<80	<1	<1	<1	<2	<1	<1	x
		2/12/2021	<80	<1	<1	<1	<2	<1	<1	x
		2/26/2021	<80	<1	<1	<1	<2	<1	<1	
		3/10/2021	<80	<1	<1	<1	<2	<1	<1	
		3/19/2021	<80	<1	<1	<1	<2	<1	<1	x
		3/24/2021	<80	<1	<1	<1	<2	<1	<1	
		3/26/2021	<80	<1	<1	<1	<2	<1	<1	x
		4/7/2021	<80	<1	<1	<1	<2	<1	<1	
		4/21/2021	<80	<1	<1	<1	<2	<1	<1	
		5/5/2021	<80	<1	<1	<1	<2	<1	<1	
		5/20/2021	<80	<1	<1	<1	<2	<1	<1	
		6/3/2021	<80	<1	<1	<1	<2	<1	<1	
		6/9/2021	<80	<1	<1	<1	<2	<1	<1	x
		6/16/2021	<80	<1	<1	<1	<2	<1	<1	
		7/2/2021	<80	<1	<1	<1	<2	<1	<1	
		7/14/2021	<80	<1	<1	<1	<2	<1	<1	

Table 1. Surface Water Sampling Results
2020-L1-SR2448 Incident

Location ID	Description	Date	TPH (GRO) (µg/L)	Benzene (µg/L)	Toluene (µg/L)	Ethylbenzene (µg/L)	m,p-Xylene (µg/L)	o-Xylene (µg/L)	Xylenes (µg/L)	Rain Event
	EPA MCL			**5**	**1,000**	**700**	**10,000**	**10,000**	**10,000**	
	EPA Region 4 ESV (acute)			**700**	**560**	**550**	**240**	**240**	**240**	
	15A North Carolina Administrative Code subchapter 02B			**51**	**11**	**97**	**420**	**600**	**670**	
SW-Seep 2	**Downgradient of SW-Seep Location**	3/10/2021	<80	<1	<1	<1	<2	<1	<1	
		3/19/2021	<80	<1	<1	<1	<2	<1	<1	x
		3/24/2021	<80	<1	<1	<1	<2	<1	<1	
		3/26/2021	<80	<1	<1	<1	<2	<1	<1	x
		4/7/2021	<80	<1	<1	<1	<2	<1	<1	
		4/21/2021	<80	<1	<1	<1	<2	<1	<1	
		5/5/2021	<80	<1	<1	<1	<2	<1	<1	
		5/20/2021	<80	<1	<1	<1	<2	<1	<1	
		6/3/2021	<80	<1	<1	<1	<2	<1	<1	
		6/9/2021	<80	<1	<1	<1	<2	<1	<1	x
		6/16/2021	<80	<1	<1	<1	<2	<1	<1	
		7/2/2021	<80	<1	<1	<1	<2	<1	<1	
		7/14/2021	<80	<1	<1	<1	<2	<1	<1	
SW-Confluence 2	**Downgradient of SW-Confluence Location**	3/10/2021	<80	<1	<1	<1	<2	<1	<1	
		3/19/2021	<80	<1	<1	<1	<2	<1	<1	x
		3/24/2021	<80	<1	<1	<1	<2	<1	<1	
		3/26/2021	<80	<1	<1	<1	<2	<1	<1	x
		4/7/2021	<80	<1	<1	<1	<2	<1	<1	
		4/21/2021	<80	<1	<1	<1	<2	<1	<1	
		5/5/2021	<80	<1	<1	<1	<2	<1	<1	
		5/20/2021	<80	<1	<1	<1	<2	<1	<1	
		6/3/2021	<80	<1	<1	<1	<2	<1	<1	
		6/9/2021	<80	<1	<1	<1	<2	<1	<1	x
		6/16/2021	<80	<1	<1	<1	<2	<1	<1	
		7/2/2021	<80	<1	<1	<1	<2	<1	<1	
		7/14/2021	<80	<1	<1	<1	<2	<1	<1	
SW-G	**Downgradient of SW-Confluence 2 Location at Culvert**	7/2/2021	<80	<1	<1	<1	<2	<1	<1	
		7/14/2021	<80	<1	<1	<1	<2	<1	<1	

	Sample collected, results pending
x	Rainfall event (Rain > 1"/24h)

Table 2. Surface Water General Parameter Measurements
2020-L1-SR2448 Incident

Location ID	Description	Date	Temperature (°C)	pH (STU)	ORP (mV)	Conductivity (mS/cm)	DO (mg/L)	Turbidity (NTU)	Rain Event
SW-1	North Prong Clark Creek (Up-gradient of the leak site)	8/15/2020	26.66	7.58	57	0.146	4.75	10.1	
		8/16/2020	26.74	7.47	106	0.133	7.01	9.6	
		8/17/2020	25.78	7.47	101	0.137	4.88	2.9	
		8/18/2020	23.71	7.52	39	0.168	5.77	15.00	
		8/19/2020	26.20	7.45	126	0.13	3.92	5.7	
		8/20/2020	24.58	7.52	150	0.135	3.31	13	
		8/21/2020	23.23	7.51	166	0.114	2.92	46.6	
		8/22/2020	25.05	7.27	121	0.123	4.34	9.5	
		8/27/2020	27.40	7.47	186	0.147	3.89	1.3	
		9/1/2020	28.48	7.65	175	0.135	3.7	11.9	x
		9/2/2020	31.39	8.09	152	0.115	4.95	22.4	x
		9/3/2020	29.03	7.55	176	0.123	4.71	6.5	x
		9/10/2020	25.84	7.3	190	0.127	2.97	17.9	
		9/17/2020	25.13	7.55	194	0.096	6.76	14.8	
		9/19/2020	23.10	7.31	184	0.104	5.44	11.2	x
		9/24/2020	20.04	7.06	162	0.084	2.8	0	
		9/26/2020	20.60	6.77	170	0.075	7.49	0	x
		10/1/2020	19.57	7.16	168	0.094	2.53	20.1	
		10/7/2020	18.23	6.18	297	0.195	5.94	0	
		10/12/2020	21.52	6.61	223	0.072	4.98	177	x
		10/22/2020	19.07	6.77	215	0.09	2.44	7.3	
		10/31/2020	15.83	7.41	218	0.088	8.67	77.6	
		11/5/2020	17.29	7	174	0.063	5.78	45.6	
		11/13/2020	19.09	6.67	260	0.029	11.36	208	x
		11/19/2020	10.99	6.57	186	0.077	7.95	72.2	
		12/1/2020	11.60	6.98	90.2	0.13	9.21	32	x
		12/17/2020	9.30	7	146	0.126	10.07	28.2	x
		12/30/2020	7.00	6.69	95.9	0.138	81.2	22.9	
		1/14/2021	10.10	7.18	153.2	0.153	16.32	13.1	
		1/27/2021	11.80	7.31	151.7	0.153	14.8	17.3	x
		2/12/2021	6.90	7	187.3	0.131	12	27.2	x
		2/26/2021	10.50	6.54	234.2	0.161	9.04	39.8	
		3/10/2021	17.20	7.38	177	0.145	14.49	22.8	
		3/19/2021	12.70	7.1	200	0.132	9.02	27.3	x
		3/24/2021	15.80	7.14	152.8	0.145	10.28	23.6	
		3/26/2021	20.10	7.62	185.5	0.12	8.4	46.8	x
		4/7/2021	22.60	7.25	180.7	0.144	9.65	11.1	
		4/21/2021	20.20	7.33	167.3	0.164	10.79	6.54	
		5/5/2021	24.80	7.61	165.8	0.171	7.9	8.12	
		5/20/2021	23.00	7.39	195.8	0.179	13.57	13.21	
		6/3/2021	22.80	7.29	98.2	0.2	11.08	9.53	
		6/9/2021	27.90	7.35	167.1	0.145	9.74	7.08	x
		6/16/2021	24.70	7.54	113.4	0.185	8.53	8.11	
		7/2/2021	28.50	7.69	110.3	0.162	7.89	10.55	
		7/14/2021	27.20	6.88	105.2	0.201	11.53	4.1	

Note:
Red Text: Malfunction in equipment or missrecorded value
ORWQM: Outside the Range of the Water Quality Meter (over 1000 NTU)

Table 2. Surface Water General Parameter Measurements
2020-L1-SR2448 Incident

Location ID	Description	Date	Temperature (°C)	pH (STU)	ORP (mV)	Conductivity (mS/cm)	DO (mg/L)	Turbidity (NTU)	Rain Event
SW-2	North Prong Clark Creek (Downgradient of leak site)	8/15/2020	24.78	7.68	94	0.142	6.99	90.9	
		8/16/2020	23.59	7.73	110	0.109	7.90	247	
		8/17/2020	23.05	7.72	106	0.099	7.11	324	
		8/18/2020	21.95	7.67	101	0.117	7.75	271	
		8/19/2020	23.05	7.73	128	0.131	6.94	51	
		8/20/2020	22.26	7.74	112	0.117	6.12	55.7	
		8/21/2020	21.87	7.61	128	0.143	3.72	31.8	
		8/22/2020	22.61	7.81	117	0.145	6.73	27.1	
		8/27/2020	24.76	7.77	170	0.149	5.94	15.8	
		9/1/2020	26.13	7.63	165	0.112	4.81	173	x
		9/2/2020	28.20	7.12	0.84	0.089	4.49	321	x
		9/3/2020	26.52	7.41	185	0.095	6.36	226	x
		9/10/2020	24.36	7.8	170	0.137	5.04	386	
		9/17/2020	21.58	7.31	195	0.057	5.63	970	
		9/19/2020	20.44	7.42	180	0.095	5.61	88.1	x
		9/24/2020	17.64	6.97	158	0.089	5	0	
		9/26/2020	19.27	6.44	185	0.066	4.11	206	x
		10/1/2020	18.08	7.2	149	0.102	9.6	230	
		10/7/2020	16.76	6.51	275	0.177	7.06	0	
		10/12/2020	20.80	6.68	244	0.063	6.43	444	x
		10/22/2020	16.60	ORWQM	219	0.1	3.82	361	
		10/31/2020	13.76	7.33	223	0.093	7.15	156	
		11/5/2020	16.51	6.91	174	0.074	5.77	152	
		11/13/2020	18.21	6.55	-----	0.028	6.43	332	x
		11/19/2020	8.80	6.2	196	0.069	4.05	218	
		12/1/2020	10.20	6.77	91.1	0.126	9.37	68.4	x
		12/17/2020	9.30	6.96	147	0.12	20.65	59.1	x
		12/30/2020	6.80	6.74	113.5	0.155	11.21	17	
		1/14/2021	9.50	7.45	153.5	0.161	13.81	13.8	
		1/27/2021	11.70	7.21	156.3	0.13	12.73	85.4	x
		2/12/2021	6.70	7.04	185.1	0.119	17.05	61.8	x
		2/26/2021	10.50	6.79	239.6	0.14	9.89	36.5	
		3/10/2021	17.50	7.85	153.5	0.161	13.23	12.59	
		3/19/2021	11.90	6.76	209.8	0.105	8.07	65.8	x
		3/24/2021	15.20	7.35	158.8	0.149	9.12	36	
		3/26/2021	19.90	7.09	168.7	0.107	9.34	68.1	x
		4/7/2021	21.70	7.52	164.4	0.163	13.99	12.78	
		4/21/2021	18.70	7.6	172.6	0.183	9.1	3.9	
		5/5/2021	21.60	7.52	143.8	0.165	8.96	19.8	
		5/20/2021	21.10	7.7	184.4	0.194	13.04	6.52	
		6/3/2021	21.50	7.81	97	0.211	12.01	5.01	
		6/9/2021	25.20	7.47	151.8	0.132	9.76	71.4	x
		6/16/2021	22.50	7.53	122.7	0.2	10.33	11.24	
		7/2/2021	25.80	6.88	127.6	0.119	7.74	153	
		7/14/2021	26.20	6.96	122.9	0.214	10.26	10.6	

Note:
Red Text: Malfunction in equipment or missrecorded value
ORWQM: Outside the Range of the Water Quality Meter (over 1000 NTU)

Table 2. Surface Water General Parameter Measurements
2020-L1-SR2448 Incident

Location ID	Description	Date	Temperature (°C)	pH (STU)	ORP (mV)	Conductivity (mS/cm)	DO (mg/L)	Turbidity (NTU)	Rain Event
SW-3	South Prong Clark Creek (Downgradient of the leak site)	8/15/2020	25.04	7.65	109	0.113	7.17	224	
		8/16/2020	22.52	7.54	123	0.099	7.67	250	
		8/17/2020	22.66	7.64	125	0.131	7.76	248	
		8/18/2020	20.10	7.68	111	0.151	7.65	198	
		8/19/2020	22.98	7.66	147	0.166	6.02	27.3	
		8/20/2020	21.92	7.8	99	0.176	5.37	20.9	
		8/21/2020	21.40	7.64	128	0.16	3.79	94.2	
		8/22/2020	22.26	7.88	113	0.154	6.66	35.5	
		8/27/2020	24.99	7.83	162	0.187	6	8.2	
		9/1/2020	25.34	7.61	162	0.105	5.81	141	x
		9/2/2020	27.13	7.12	176	0.071	4.52	238	x
		9/3/2020	25.18	7.38	158	0.100	5.4	98.5	x
		9/10/2020	24.46	7.67	177	0.18	6.11	30.9	
		9/17/2020	21.41	7.29	190	0.087	6.67	ORWQM	
		9/19/2020	19.90	7.41	177	0.107	5.95	50.1	x
		9/24/2020	16.97	7.14	149	0.126	12.27	0	
		9/26/2020	18.52	6.4	195	0.066	9.22	187	x
		10/1/2020	17.16	7.32	144	0.125	3.33	244	
		10/7/2020	15.77	6.68	272	0.23	9.85	0	
		10/12/2020	21.09	6.57	252	0.068	6.17	420	x
		10/22/2020	16.54	6.69	199	0.158	5.84	3.5	
		10/31/2020	12.55	7.47	200	0.107	9.87	164	
		11/5/2020	16.33	6.99	143	0.095	5.99	50.6	
		11/13/2020	17.53	6.79	226	0.03	6.27	429	x
		11/19/2020	8.58	6.65	151	0.121	7.61	62	
		12/1/2020	11.00	6.95	154.6	0.145	10.57	52.8	x
		12/17/2020	9.00	6.87	231.4	0.153	11.46	54.8	x
		12/30/2020	6.90	6.92	52.1	0.176	10.69	14.8	
		1/14/2021	10.00	7.34	144.1	0.18	12.69	12.9	
		1/27/2021	11.60	7.27	186.7	0.127	16.64	89.3	x
		2/12/2021	6.60	7.1	175.4	0.112	13.41	60	x
		2/26/2021	10.10	6.9	234.6	0.163	11.11	21.7	
		3/10/2021	17.80	7.35	140.5	12.28	0.191	12.01	
		3/19/2021	11.50	6.81	196.7	0.082	8.91	86.6	x
		3/24/2021	15.30	7.33	139.2	0.174	9.19	18.3	
		3/26/2021	20.00	7.06	181	0.093	9.64	71.3	x
		4/7/2021	21.80	7.44	148.1	0.192	12.44	15.6	
		4/21/2021	18.40	7.46	121	0.225	12.46	8.44	
		5/5/2021	21.30	7.39	169.7	0.159	8.82	35.7	
		5/20/2021	21.90	7.71	169.8	0.235	8.69	10.59	
		6/3/2021	22.10	7.75	88.5	0.26	12.96	8.54	
		6/9/2021	25.30	7.05	158	0.114	9.22	81.3	x
		6/16/2021	24.20	7.3	127.1	0.255	8.3	7.68	
		7/2/2021	23.60	6.69	132.3	0.112	11.38	63.9	
		7/14/2021	25.30	7.03	214.7	0..263	14.23	14.28	

Note:
Red Text: Malfunction in equipment or missrecorded value
ORWQM: Outside the Range of the Water Quality Meter (over 1000 NTU)

Table 2. Surface Water General Parameter Measurements
2020-L1-SR2448 Incident

Location ID	Description	Date	Temperature (°C)	pH (STU)	ORP (mV)	Conductivity (mS/cm)	DO (mg/L)	Turbidity (NTU)	Rain Event
SW-4	Clarke Creek (Downgradient of North/South Prong Clark Creek confluence)	8/15/2020	25.06	7.7	108	0.124	8.00	168	
		8/16/2020	22.85	7.62	96	0.099	7.32	299	
		8/17/2020	23.03	7.55	87	0.127	8.00	125	
		8/18/2020	20.96	7.60	106	0.129	7.07	96.7	
		8/19/2020	23.79	7.63	145	0.147	6.66	29.3	
		8/20/2020	22.41	7.77	90	0.155	4.98	22.5	
		8/21/2020	21.74	7.69	114	0.163	6.17	40.2	
		8/22/2020	22.20	7.9	102	0.14	7.59	42	
		8/27/2020	25.56	7.71	187	0.172	6.01	7.6	
		9/1/2020	25.61	7.43	138	0.116	5.73	58	x
		9/2/2020	27.75	6.75	187	0.078	4.97	278	x
		9/3/2020	25.69	6.86	165	0.103	4.16	131	x
		9/10/2020	24.07	7.44	173	0.153	6.45	23.9	
		9/17/2020	21.04	7.2	183	0.127	5.82	886	
		9/19/2020	20.06	7.23	156	0.103	7.04	71.7	x
		9/24/2020	17.01	6.51	174	0.108	8.9	0	
		9/26/2020	18.63	6.12	187	0.067	9.09	215	x
		10/1/2020	16.78	6.64	180	0.116	7.32	41	
		10/7/2020	21.92	7.01	195	0.203	4.92	0	
		10/12/2020	21.05	6.28	269	0.067	6.08	432	x
		10/22/2020	16.12	6.16	240	0.13	8.86	69.2	
		10/31/2020	12.21	7.35	184	0.098	4.04	168	
		11/5/2020	18.22	6.82	170	0.085	7	54.1	
		11/13/2020	17.44	6.57	245	0.028	9.01	442	x
		11/19/2020	8.61	6.08	191	0.106	7.61	113	
		12/1/2020	11.00	6.97	167.9	0.182	8.32	68	x
		12/17/2020	9.20	6.88	262.4	0.127	14.08	55.3	x
		12/30/2020	6.90	7.01	115.5	0.167	11.01	16.1	
		1/14/2021	10.00	7.55	151.1	0.174	11.48	14.04	
		1/27/2021	10.60	7.27	195.1	0.131	11.48	86.3	x
		2/12/2021	5.90	7.14	186.7	0.115	13.3	58.1	x
		2/26/2021	9.70	7.07	269.1	0.155	11.26	27.1	
		3/10/2021	17.40	7.56	178.2	0.182	11.74	10.97	
		3/19/2021	11.50	6.94	218.4	0.092	9.85	80.3	x
		3/24/2021	15.90	7.45	160.9	0.165	10.63	27.6	
		3/26/2021	20.40	6.94	179.9	0.095	9.69	75.1	x
		4/7/2021	22.10	7.47	183.1	0.179	11.97	22.1	
		4/21/2021	19.10	7.51	174	0.221	9.83	6.36	
		5/5/2021	22.00	7.63	147.2	0.177	11.72	25.3	
		5/20/2021	22.20	7.79	188.8	0.231	9.54	7.22	
		6/3/2021	22.60	7.83	93.9	0.264	12.11	4.57	
		6/9/2021	25.40	7.2	181.6	0.122	8.61	66.9	x
		6/16/2021	23.10	7.77	124.2	0.22	10.26	9.08	
		7/2/2021	24.10	6.99	128.6	0.102	7.27	108	
		7/14/2021	26.30	7.18	100.5	0.22	13.52	12.6	

Note:
Red Text: Malfunction in equipment or missrecorded value
ORWQM: Outside the Range of the Water Quality Meter (over 1000 NTU)

Table 2. Surface Water General Parameter Measurements
2020-L1-SR2448 Incident

Location ID	Description	Date	Temperature (°C)	pH (STU)	ORP (mV)	Conductivity (mS/cm)	DO (mg/L)	Turbidity (NTU)	Rain Event
SW-5	Ramah Creek (Upgradient of SW-6)	8/15/2020	25.44	7.49	51	0.156	6.92	14.3	
		8/16/2020	23.57	7.59	55	0.123	8.70	16.6	
		8/17/2020	22.57	7.42	62	0.144	5.81	24.3	
		8/18/2020	20.28	7.54	37	0.142	7.87	0.00	
		8/19/2020	23.98	7.75	136	0.151	6.72	51.1	
		8/20/2020	22.06	7.77	86	0.151	6.04	0	
		8/21/2020	21.73	7.74	109	0.149	5.3	39.1	
		8/22/2020	22.29	7.77	73	0.137	7.38	21.6	
		8/27/2020	26.12	7.59	177	0.159	5.29	8.9	
		9/1/2020	25.13	7.29	120	0.108	5.47	858	x
		9/2/2020	27.51	6.59	151	0.073	4.48	233	x
		9/3/2020	24.87	5.99	213	0.100	4.02	217	x
		9/10/2020	23.80	7.4	173	0.15	5.96	10	
		9/17/2020	21.28	7.05	191	0.102	4.96	505	
		9/19/2020	20.82	6.96	149	0.1	6.16	98.8	x
		9/24/2020	17.04	6.69	183	0.101	4.22	0	
		9/26/2020	18.34	6.1	194	0.064	6.05	271	x
		10/1/2020	17.16	6.87	136	0.11	4.82	9.7	
		10/7/2020	22.65	7.06	133	0.176	6.12	0.3	
		10/12/2020	20.35	6.03	282	0.057	3.15	389	x
		10/22/2020	16.03	6.37	225	0.119	7.43	14.1	
		10/31/2020	12.23	6.45	240	0.102	6.47	297	
		11/5/2020	17.06	6.68	170	0.08	7.56	54.2	
		11/13/2020	17.11	6.4	250	0.026	6.39	314	x
		11/19/2020	7.94	5.89	189	0.091	5.44	136	
		12/1/2020	11.00	6.69	184.3	0.137	8.17	60.7	x
		12/17/2020	8.70	6.62	235.2	0.115	12.8	61.3	x
		12/30/2020	6.90	7.08	80.9	0.143	12.34	14.9	
		1/14/2021	10.60	7.42	126.2	0.144	13.11	13.9	
		1/27/2021	10.50	7.12	186.9	0.115	14.76	64.7	x
		2/12/2021	6.20	7.01	179	0.102	17.02	36.5	x
		2/26/2021	9.80	7.02	269.5	0.115	10.26	42.1	
		3/10/2021	18.20	7.46	176.3	0.151	12.61	12	
		3/19/2021	11.60	6.92	207.5	0.075	12.93	93.2	x
		3/24/2021	16.20	7.4	157.5	0.135	8.13	19.4	
		3/26/2021	19.90	6.83	192.1	0.075	8.89	94.5	x
		4/7/2021	24.00	7.36	180.2	0.146	9.52	29.8	
		4/21/2021	19.60	6.92	131.8	0.137	9.86	80.9	
		5/5/2021	23.30	7.6	168.8	0.161	11.4	19.1	
		5/20/2021	24.50	7.72	186.6	0.192	12.15	9.34	
		6/3/2021	24.60	7.59	106.3	0.186	9.75	11.62	
		6/9/2021	27.30	7.31	160.8	0.169	8.74	259	x
		6/16/2021	25.50	7.8	156.3	0.201	10.57	8.01	
		7/2/2021	22.80	6.11	170.9	0.097	8.3	ORWQM	
		7/14/2021	28.40	7.32	80	0.212	12.79	13	

Note:
Red Text: Malfunction in equipment or missrecorded value
ORWQM: Outside the Range of the Water Quality Meter (over 1000 NTU)

Table 2. Surface Water General Parameter Measurements
2020-L1-SR2448 Incident

Location ID	Description	Date	Temperature (°C)	pH (STU)	ORP (mV)	Conductivity (mS/cm)	DO (mg/L)	Turbidity (NTU)	Rain Event
SW-6	Clarke Creek (Downgradient of Ramah Creek confluence)	8/15/2020	25.97	7.56	109	0.131	6.50	20.7	
		8/16/2020	24.06	7.13	125	0.107	4.42	122	
		8/17/2020	24.06	7.64	124	0.139	7.38	71.3	
		8/18/2020	21.92	7.49	110	0.136	7.03	52.4	
		8/19/2020	23.21	7.56	127	0.142	7.7	23	
		8/20/2020	22.42	7.79	126	0.151	6.38	17	
		8/21/2020	22.09	7.56	131	0.14	5.55	15.7	
		8/22/2020	22.52	7.69	113	0.138	6.03	28	
		8/27/2020	25.02	7.64	228	0.17	5.32	3.8	
		9/1/2020	26.00	7.19	156	0.151	5.08	103	x
		9/2/2020	27.23	6.34	224	0.058	2.51	389	x
		9/3/2020	25.38	6.57	202	0.057	4.38	135	x
		9/10/2020	24.48	7.02	211	0.16	4.93	18.7	
		9/17/2020	21.66	6.76	225	0.133	5.51	39	
		9/19/2020	21.06	6.82	279	0.111	5.53	57.5	x
		9/24/2020	17.19	6.67	195	0.108	10	21.4	
		9/26/2020	19.04	6.22	207	0.052	9.75	102	x
		10/1/2020	17.17	6.84	179	0.119	7.72	19.5	
		10/7/2020	22.00	7.1	186	0.207	6.05	0.5	
		10/12/2020	20.95	5.72	291	0.046	1.35	515	x
		10/22/2020	15.92	6.48	245	0.136	2.87	20.9	
		10/31/2020	13.23	6.72	256	0.108	3.45	209	
		11/5/2020	15.77	6.54	208	0.069	8.21	116	
		11/13/2020	18.17	6.3	259	0.02	7.7	410	x
		11/19/2020	7.62	6.09	204	0.11	8.15	106	
		12/1/2020	10.00	6.48	204.6	0.135	5.65	46	x
		12/17/2020	7.60	6.04	288	0.189	15	57.1	x
		12/30/2020	6.20	6.8	36	0.185	10.04	21.7	
		1/14/2021	9.90	7.2	110.6	0.174	12.44	16.9	
		1/27/2021	9.70	6.88	223.1	0.123	16.67	74.1	x
		2/12/2021	6.10	6.94	185.2	0.125	16.57	33.6	x
		2/26/2021	9.60	6.86	278.3	0.143	11.38	28.9	
		3/10/2021	16.90	7.09	99.1	0.194	12.37	17.5	
		3/19/2021	11.70	6.7	221.4	0.081	9.31	98.4	x
		3/24/2021	16.40	7.3	194.6	0.154	10.37	23.5	
		3/26/2021	17.60	6.68	210.3	0.062	10.48	126	x
		4/7/2021	22.20	7.02	186	0.161	12.07	18.6	
		4/21/2021	19.90	7.12	167.2	0.201	10.29	21.2	
		5/5/2021	22.50	7.4	155.8	0.171	6.68	24	
		5/20/2021	24.40	7.63	187.5	0.215	8.64	8.01	
		6/3/2021	24.00	7.68	111.4	0.23	10.46	8.29	
		6/9/2021	26.50	7.13	189.9	0.125	10.07	94.4	x
		6/16/2021	25.30	7.6	135.1	0.214	9.09	7.89	
		7/2/2021	23.30	6.19	171.6	0.094	7.75	840	
		7/14/2021	27.00	7.26	113	0.22	11.09	18.7	

Note:
Red Text: Malfunction in equipment or missrecorded value
ORWQM: Outside the Range of the Water Quality Meter (over 1000 NTU)

Table 2. Surface Water General Parameter Measurements
2020-L1-SR2448 Incident

Location ID	Description	Date	Temperature (°C)	pH (STU)	ORP (mV)	Conductivity (mS/cm)	DO (mg/L)	Turbidity (NTU)	Rain Event
SW-7	Rocky River (Downgradient of Clarke River confluence)	8/15/2020	25.81	7.56	132	0.175	6.65	45.5	
		8/16/2020	23.98	7.33	127	0.103	6.02	254	
		8/17/2020	25.00	7.76	101	0.122	6.89	102	
		8/18/2020	22.22	7.54	114	0.16	7.15	71.7	
		8/19/2020	22.89	7.63	118	0.181	6.39	41.5	
		8/20/2020	22.67	7.75	145	0.179	6.02	33.5	
		8/21/2020	22.54	7.57	141	0.191	6.08	49	
		8/22/2020	22.66	7.65	124	0.161	6.11	52.9	
		8/27/2020	25.42	7.88	247	0.24	5.61	25	
		9/1/2020	25.66	7.00	183	0.106	4.72	197	x
		9/2/2020	31.26	4.96	338	2.28	6.15	163	x
		9/3/2020	26.12	5.81	312	0.134	3.51	108	x
		9/10/2020	24.39	6.19	303	0.216	6.02	26.6	
		9/17/2020	21.81	5.93	287	0.21	6.37	138	
		9/19/2020	21.22	6.65	335	0.127	6.16	43.2	x
		9/24/2020	17.50	6.06	194	0.161	5.4	10	
		9/26/2020	18.85	5.67	200	0.088	10.57	189	x
		10/1/2020	16.43	6.08	217	0.133	6.35	57.9	
		10/7/2020	23.92	6.96	207	0.242	5.45	6.8	
		10/12/2020	20.01	5.03	309	0.134	2.07	410	x
		10/22/2020	17.12	6.06	265	0.174	3.81	22.5	
		10/31/2020	13.82	6.15	256	0.124	0.44	167	
		11/5/2020	18.47	5.99	209	0.136	6.17	64.1	
		11/13/2020	18.16	6.03	263	0.037	2.5	357	x
		11/19/2020	8.09	5.78	271	0.145	3.81	105	
		12/1/2020	11.60	6.5	234.2	0.018	10.51	70.3	x
		12/17/2020	10.60	3.96	202.9	0.01	12.56	64.7	x
		12/30/2020	6.70	7.02	86.5	0.192	10.4	18.3	
		1/14/2021	10.00	7.47	116	0.202	14.41	18.3	
		1/27/2021	9.50	6.75	243.3	0.15	12.84	64.8	x
		2/12/2021	6.90	7.12	193.6	0.134	12.26	53.7	x
		2/26/2021	10.00	7.11	283.9	0.175	10.25	19.5	
		3/10/2021	16.70	7.63	164.1	0.203	15.78	12.28	
		3/19/2021	13.00	7.09	204	0.099	8.75	98.6	x
		3/24/2021	17.20	7.44	192.4	0.189	12.37	17	
		3/26/2021	18.90	6.69	203.7	0.073	9.35	138	x
		4/7/2021	21.40	7.31	197.1	0.201	10.56	15.7	
		4/21/2021	20.20	7.59	163.9	0.234	10.8	11.56	
		5/5/2021	22.90	7.56	181.9	0.18	10.66	18.9	
		5/20/2021	24.70	7.67	170.6	0.259	9.86	12.5	
		6/3/2021	24.20	7.82	99	0.284	11.15	12.3	
		6/9/2021	25.50	7.34	183.5	0.283	7.46	50.2	x
		6/16/2021	25.30	7.74	173.6	0.287	10.4	13.95	
		7/2/2021	24.20	6.58	161.9	0.179	6.57	81.7	
		7/14/2021	28.70	7.53	97.9	0.315	11.19	14.15	

Note:
Red Text: Malfunction in equipment or missrecorded value
ORWQM: Outside the Range of the Water Quality Meter (over 1000 NTU)

Table 2. Surface Water General Parameter Measurements
2020-L1-SR2448 Incident

Location ID	Description	Date	Temperature (°C)	pH (STU)	ORP (mV)	Conductivity (mS/cm)	DO (mg/L)	Turbidity (NTU)	Rain Event
SW-8	Rocky River (Downgradient of Clarke River confluence)	8/15/2020	25.72	7.65	105	0.164	7.71	56.4	
		8/16/2020	24.19	7.47	136	0.098	6.34	280	
		8/17/2020	25.66	7.84	134	0.189	6.88	15.5	
		8/18/2020	22.44	7.60	105	0.15	6.9	73.3	
		8/19/2020	23.05	7.58	130	0.171	5.34	43.5	
		8/20/2020	22.77	7.68	178	0.168	3.6	50.4	
		8/21/2020	22.73	7.53	127	0.193	5.7	33.5	
		8/22/2020	22.72	7.72	115	0.145	6.5	60.1	
SW-9	Rocky River (Downgradient of Clarke River confluence)	8/15/2020	25.27	7.57	126	0.165	5.61	93.1	
		8/16/2020	23.83	7.49	125	0.087	4.11	332	
		8/17/2020	23.01	7.40	98	0.117	6.77	101	
		8/18/2020	23.12	7.60	140	0.135	6.47	72.2	
		8/19/2020	23.31	7.33	136	0.161	5.9	34.1	
		8/20/2020	23.45	7.45	203	0.139	5.34	40.1	
		8/21/2020	23.43	7.33	126	0.168	4.86	23.5	
		8/22/2020	22.99	7.55	131	0.156	6.24	109	
SW-10	Rocky River (Downgradient of Clarke River confluence)	8/15/2020	25.44	7.56	127	0.169	6.18	77.7	
		8/16/2020	24.14	7.34	125	0.091	5.39	459	
		8/17/2020	23.15	7.31	113	0.134	6.16	115	
		8/18/2020	23.52	7.62	142	0.158	6.36	154	
		8/19/2020	23.54	7.2	147	0.191	5.46	3.89	
		8/20/2020	23.1	7.45	158	0.112	5.62	219	
		8/21/2020	23.61	7.2	152	0.124	4.95	35.1	
		8/22/2020	23.39	7.53	128	0.163	5.43	62.3	
SW-11	Rocky River (Downgradient of Mallard Creek)	8/15/2020	25.01	7.60	125	0.155	7.15	143	
		8/16/2020	24.24	7.02	153	0.086	5.33	466	
		8/17/2020	23.20	7.3	128	0.112	6.82	144	
		8/18/2020	23.6	7.59	121	0.143	6.36	90.5	
		8/19/2020	23.4	7.11	191	0.151	4.2	105	
		8/20/2020	23.06	7.55	201	0.098	5.05	359	
		8/21/2020	23.33	6.88	198	0.143	3.67	48.9	
		8/22/2020	23.28	7.58	124	0.139	6.29	55.6	
SW-12	Rocky River (Downgradient of Back Creek)	8/15/2020	25.03	7.61	130	0.159	6.98	157	
		8/16/2020	24.22	7.22	150	0.091	6.01	433	
		8/17/2020	23.10	7.45	121	0.105	6.74	152	
		8/18/2020	23.73	7.73	120	0.141	7.07	117	
		8/19/2020	23.31	6.9	226	0.153	5.45	56.8	
		8/20/2020	23.12	7.72	119	0.096	5.83	565	
		8/21/2020	23.36	6.38	266	0.138	4.66	51.3	
		8/22/2020	23.27	7.74	124	0.148	6.11	93.7	

Note:
Red Text: Malfunction in equipment or missrecorded value
ORWQM: Outside the Range of the Water Quality Meter (over 1000 NTU)

Table 2. Surface Water General Parameter Measurements
2020-L1-SR2448 Incident

Location ID	Description	Date	Temperature (°C)	pH (STU)	ORP (mV)	Conductivity (mS/cm)	DO (mg/L)	Turbidity (NTU)	Rain Event
SW-Seep	Downgradient of Spill Location	9/1/2020	25.73	5.6	76	0.13	1.2	228	x
		9/2/2020	28.17	7.13	171	0.121	2.95	6.97	x
		9/3/2020	31.55	6.24	183	0.113	4.99	516	x
		9/10/2020	25.85	7.16	114	0.12	6.24	188	
		9/17/2020	22.23	7.3	108	0.098	5.81	566	
		9/19/2020	22.30	5.66	132	0.082	0	190	x
		9/24/2020	20.94	7.02	168	0.03	2.31	336	
		9/26/2020	20.81	6.55	157	0.063	3.79	645	x
		10/1/2020	31.28	6.27	64	0.066	3.98	0	
		10/7/2020	20.20	5.97	179	0.109	6.35	24.9	
		10/12/2020	23.51	6.06	225	0.098	3.94	98	x
		10/22/2020	21.86	6.17	55	0.113	8.47	728	
		10/31/2020	18.52	6.65	131	0.076	9.83	373	
		11/5/2020	19.86	6.78	138	0.048	6.09	86.5	
		11/13/2020	18.24	6.62	147	0.037	7.97	704	x
		11/19/2020	14.36	6.35	99	0.07	253	649	
		12/1/2020	13.50	5.89	116.3	0.128	7.93	18.5	x
		12/17/2020	11.10	5.86	229.5	0.136	7.3	19.8	x
		12/30/2020	7.80	5.95	228.2	0.149	9.87	11.25	
		1/14/2021	8.40	6.64	164	0.164	11.45	9.2	
		1/27/2021	12.10	6.74	133.3	0.148	19.2	13.06	x
		2/12/2021	5.90	6.3	205.3	0.138	11.91	49.5	x
		2/26/2021	9.50	5.15	302.9	0.105	7.85	11.52	
		3/10/2021	12.90	6.71	216.2	0.098	14.29	22.2	
		3/19/2021	11.20	6.4	197.5	0.1	7.58	43.5	x
		3/24/2021	14.90	5.78	230.6	0.102	5.1	12.9	
		3/26/2021	18.10	6.2	202.5	0.087	10.2	28.9	x
		4/7/2021	19.30	6.16	213.3	0.96	9.2	18.4	
		4/21/2021	20.00	5.94	157.6	0.103	8.89	24.8	
		5/5/2021	21.80	6.76	143.3	0.117	5.22	60.5	
		5/20/2021	26.80	6.23	204.1	0.132	10.32	45.3	
		6/3/2021	23.80	6.57	133.2	0.125	9.21	39.5	
		6/9/2021	29.90	6.01	207.7	0.163	8.96	122	x
		6/16/2021	24.80	7.54	140.1	0.127	9.42	36.9	
		7/2/2021	25.60	5.99	154.3	0.118	10.13	280	
		7/14/2021	31.00	7.31	136	0.143	11.91	61.1	
SW-Confluence	Downgradient of Spill Location	9/1/2020	23.88	6.46	59	0.225	2.75	618	x
		9/2/2020	28.91	7.69	177	0.13	6.51	156	x
		9/3/2020	28.58	7.16	148	0.249	7.1	245	x
		9/10/2020	23.89	6.46	19	0.279	1.27	159	
		9/17/2020	22.36	7.45	176	0.123	6.45	59.2	
		9/19/2020	20.62	7.58	131	0.116	4.93	86.7	x
		9/24/2020	18.59	6.13	188	0.165	10.93	234	
		9/26/2020	20.36	6.86	151	0.086	2.3	2.03	x
		10/1/2020	18.98	6.55	88	0.14	1.89	358	
		10/7/2020	21.56	6.36	143	0.279	5	29.2	
		10/12/2020	23.52	6.26	218	0.114	8.4	262	x
		10/22/2020	20.08	6.59	161	0.242	9.1	704	
		10/31/2020	12.46	7.37	162	0.109	4.72	245	
		11/5/2020	17.09	6.41	156	0.084	4.99	202	
		11/13/2020	18.39	6.33	234	0.052	8.29	991	x
		11/19/2020	11.00	6.86	96	0.175	9.43	541	
		12/1/2020	10.60	6.44	61.7	0.165	9.91	26.8	x
		12/17/2020	9.10	6.6	128.6	0.146	10.07	16.5	x
		12/30/2020	5.80	6.05	130.7	0.164	10	9.5	
		1/14/2021	9.70	6.42	219.4	0.11	11.25	11.85	
		1/27/2021	13.90	6.24	196.9	0.106	13.48	15.7	x
		2/12/2021	6.30	5.6	238	0.185	11.57	56.6	x
		2/26/2021	9.50	5.43	235.4	0.132	9.88	16.8	
		3/10/2021	14.20	7.14	115.4	0.26	9.58	10.28	
		3/19/2021	11.70	6.71	186	0.116	9.21	42.3	x
		3/24/2021	14.50	6.31	164.6	0.179	8.45	18.7	
		3/26/2021	18.00	6.69	196.3	0.129	10.13	33.6	x
		4/7/2021	19.10	6.53	138	0.187	10.67	13.9	
		4/21/2021	18.80	6.48	119	0.293	9.27	16.7	
		5/5/2021	21.80	6.88	93.6	0.293	8.07	29.4	
		5/20/2021	25.40	6.53	140.3	0.392	9.12	33.9	
		6/3/2021	21.60	6.6	135.8	0.496	9.6	56.2	
		6/9/2021	28.70	6.17	216.6	0.308	5.86	120	x
		6/16/2021	24.50	6.89	171.9	0.445	10.5	103	
		7/2/2021	23.90	5.91	121.3	0.194	10.69	44.2	
		7/14/2021	26.50	6.16	161	0.153	8.91	75.4	

Note:
Red Text: Malfunction in equipment or missrecorded value
ORWQM: Outside the Range of the Water Quality Meter (over 1000 NTU)

Table 2. Surface Water General Parameter Measurements
2020-L1-SR2448 Incident

Location ID	Description	Date	Temperature (°C)	pH (STU)	ORP (mV)	Conductivity (mS/cm)	DO (mg/L)	Turbidity (NTU)	Rain Event
SW-Seep 2	Downgradient of SW-Seep Location	3/10/2021	13	7.01	121	0.23	9.16	2.64	
		3/19/2021	12	7.01	208.7	0.291	8.11	18.7	x
		3/24/2021	14.6	6.57	157.7	0.225	6.91	3.01	
		3/26/2021	18.31	6.74	170.5	0.219	9.95	15.4	x
		4/7/2021	18.9	6.84	138.9	0.232	9.5	4.6	
		4/21/2021	19.8	6.65	121.4	0.234	7.93	3.8	
		5/5/2021	21.7	7.11	140.6	0.282	9.46	8.86	
		5/20/2021	26.1	7.2	75.1	0.286	8.89	13.3	
		6/3/2021	21.9	7.38	30.8	0.237	10.23	11.3	
		6/9/2021	26.10	6.62	187.9	0.201	9.4	63	x
		6/16/2021	22.80	6.6	125.7	0.242	9.81	20	
		7/2/2021	22.70	6.1	123.1	0.218	9.27	26.2	
		7/14/2021	26.00	6.45	138.1	0.258	12.27	69.8	
SW-Confluence 2	Downgradient of SW-Confluence Location	3/10/2021	13.2	7.34	107.6	0.228	8.14	18	
		3/19/2021	11.8	6.92	176.1	0.17	7.17	39.9	x
		3/24/2021	14.8	6.85	108.9	0.245	7.3	6.55	
		3/26/2021	17.95	6.97	157.3	0.183	10.21	21	x
		4/7/2021	19.1	7.1	122.7	0.269	9.37	13.7	
		4/21/2021	19.3	6.97	91	0.28	10.21	13.3	
		5/5/2021	21.6	7.04	75.5	0.288	7.22	19.9	
		5/20/2021	25.9	7.23	58.4	0.278	10.13	11.9	
		6/3/2021	22.3	7.3	74.4	0.29	8.56	81.9	
		6/9/2021	28.30	6.81	161.1	0.255	5.79	74.1	x
		6/16/2021	24.20	6.63	56.4	0.304	10.4	27.6	
		7/2/2021	23.90	6.45	84.3	0.212	11.01	63.7	
		7/14/2021	30.30	6.98	83	0.307	5.06	35	
SW-G	Downgradient of SW-Confluence 2 Location at Culvert	7/2/2021	24.7	6.09	125.2	0.183	8.8	120	
		7/14/2021	33	7.12	84.8	0.342	8.61	29	

ORWQM Outside of Range on Water Quality Meter
x Rainfall event (Rain > 1"/24h)

Note:
Red Text: Malfunction in equipment or missrecorded value
ORWQM: Outside the Range of the Water Quality Meter (over 1000 NTU)

APPENDIX E

COPIES OF BILLS OF LANDING AND WASTE MANIFESTS

Table 1
Summary of Liquids and Soil Removed from Site
(August 15, 2020 - June 30, 2021)

Colonial Pipeline Company
2020-L1-SR2448
Huntersville, North Carolina

Description	Volume on Bills of Lading (Gallons)	Volume from Frac Gauging (Gallons)	Mass on Bills of Lading (Tons)
From Initial Response	--	90,930	--
Frac Tank Gauging Product Through 06/30/2021	--	1,099,153	--
Frac Tank Gauging PCW Through 06/30/2021	--	2,390,143	--
Total Fluids Shipped to STAT Facility for Bulking Through 06/30/2021 (2)	1,405,715	--	--
PCW Shipped by Legacy to HCC Through 06/30/2021	274,978	--	--
PCW Shipped by Legacy to Legacy Through 06/30/2021	526,737	--	--
Soil Shipped by Republic Services Through 06/30/2021	--	--	8,672
PCW Shipped by MEI to MEI Through 06/30/2021	370,967	--	--
PCW Shipped by MEI to HCC Through 06/30/2021	20,922	--	--
PCW Shipped by Covanta to Covanta Through 06/30/2021	1,156,023	--	--
Combined Total Liquids Removed Through 06/30/2021 vs. Gauging	3,755,342	3,580,226	--
PCW Shipped to Aaron Oil Through 06/30/2021(1)	182,478	--	--

Notes:

Summary of liquid and solids removed from site through the preceding month.

See Table 2 for summary of shipments to STAT.

See Table 3 for summary of shipments by Legacy to HCC.

See Table 4 for summary of shipments to Legacy.

See Table 5 for summary of soil shipped to Republic Services.

See Table 6 for summary of liquids shipped to Aaron Oil.

See Table 7 for summary of shipments to MEI.

See Table 8 for summary of shipments by MEI to HCC.

See Table 9 for summary of liquids shipped to Covanta.

(1) Liquids shipped to Aaron Oil consist primarily of PCW drilling fluids and do not pass through Frac Tank systems.

(2) STAT manifest BOL number 850 Certificate of Receipt not yet returned.

Table 2
Summary of Liquids Removed by STAT
(August 15, 2020 - June 30, 2021)

Colonial Pipeline Company
2020-L1-SR2448 Incident
Huntersville, North Carolina

Date	Gallons	Bill of Lading No.	Bill of Lading Previously Provided
8/15/2020	5,230	9359	X
8/15/2020	4,300	9360	X
8/15/2020	4,500	9362	X
8/15/2020	4,700	9364	X
8/16/2020	5,500	8753	X
8/16/2020	4,500	8641	X
8/16/2020	4,700	9240	X
8/16/2020	4,500	8752	X
8/16/2020	5,500	9717	X
8/16/2020	5,030	9504	X
8/16/2020	5,010	9503	X
8/16/2020	4,750	9501	X
8/16/2020	5,200	8668	X
8/16/2020	5,178	8642	X
8/16/2020	5,150	9348	X
8/17/2020	4,500	7211	X
8/17/2020	3,230	9509	X
8/17/2020	5,345	9510	X
8/17/2020	4,500	8667	X
8/18/2020	5,460	9719	X
9/4/2020	4,311	9547	X
9/4/2020	2,783	9555	X
9/6/2020	5,279	9556	X
9/6/2020	3,589	9546	X
9/9/2020	4,964	9553	X
9/9/2020	5,264	9554	X
9/11/2020	5,333	9570	X
9/12/2020	4,964	9568	X
9/14/2020	4,797	9567	X
9/14/2020	4,479	9565	X
9/15/2020	5,712	9560	X
9/16/2020	4,908	9561	X
9/18/2020	5,015	9562	X
9/18/2020	4,908	9563	X
9/21/2020	5,375	9572	X
9/21/2020	5,045	9564	X
9/21/2020	5,691	9559	X

Table 2
Summary of Liquids Removed by STAT
(August 15, 2020 - June 30, 2021)

Colonial Pipeline Company
2020-L1-SR2448 Incident
Huntersville, North Carolina

Date	Gallons	Bill of Lading No.	Bill of Lading Previously Provided
9/21/2020	5,045	9571	X
9/22/2020	5,326	9558	X
9/25/2020	5,122	9573	X
9/25/2020	5,121	9574	X
9/25/2020	5,423	15511	X
9/28/2020	5,539	9576	X
9/28/2020	5,606	9575	X
9/30/2020	5,423	9583	X
9/30/2020	5,086	9582	X
10/2/2020	5,516	9581	X
10/2/2020	5,447	9580	X
10/5/2020	5,470	9579	X
10/5/2020	5,149	9589	X
10/6/2020	5,670	9588	X
10/6/2020	5,086	9587	X
10/7/2020	5,043	9586	X
10/8/2020	5,712	9585	X
10/9/2020	5,016	9584	X
10/12/2020	5,516	9578	X
10/12/2020	5,649	9590	X
10/13/2020	5,628	9591	X
10/15/2020	5,606	9592	X
10/16/2020	5,493	9593	X
10/16/2020	5,423	9594	X
10/20/2020	5,562	15506	X
10/20/2020	5,493	15510	X
10/22/2020	5,423	9595	X
10/22/2020	5,606	204	X
10/23/2020	5,649	203	X
10/23/2020	5,691	9596	X
10/26/2020	4,142	9600	X
10/26/2020	5,695	202	X
10/27/2020	5,617	9599	X
10/27/2020	5,695	201	X
10/30/2020	5,448	207	X
10/30/2020	5,492	9597	X
11/2/2020	5,767	206	X

Table 2
Summary of Liquids Removed by STAT
(August 15, 2020 - June 30, 2021)

Colonial Pipeline Company
2020-L1-SR2448 Incident
Huntersville, North Carolina

Date	Gallons	Bill of Lading No.	Bill of Lading Previously Provided
11/2/2020	5,695	205	X
11/2/2020	4,145	9598	X
11/3/2020	5,448	231	X
11/4/2020	5,403	230	X
11/5/2020	5,617	229	X
11/6/2020	5,448	228	X
11/9/2020	5,492	232	X
11/9/2020	5,535	227	X
11/11/2020	5,535	240	X
11/11/2020	5,492	233	X
11/13/2020	5,577	237	X
11/13/2020	5,492	236	X
11/16/2020	5,448	235	X
11/17/2020	5,492	208	X
11/18/2020	5,577	234	X
11/18/2020	5,802	241	X
11/19/2020	5,215	242	X
11/19/2020	5,358	243	X
11/23/2020	5,535	244	X
11/24/2020	5,492	245	X
11/25/2020	5,215	246	X
11/25/2020	5,403	247	X
11/30/2020	5,535	248	X
11/30/2020	5,492	249	X
12/1/2020	5,577	250	X
12/1/2020	5,555	251	X
12/3/2020	5,657	252	X
12/3/2020	5,535	253	X
12/4/2020	5,617	254	X
12/7/2020	5,535	255	X
12/8/2020	5,264	256	X
12/9/2020	5,535	257	X
12/10/2020	5,264	258	X
12/11/2020	5,577	259	X
12/14/2020	5,617	260	X
12/15/2020	5,695	261	X
12/17/2020	5,577	262	X

Table 2
Summary of Liquids Removed by STAT
(August 15, 2020 - June 30, 2021)

Colonial Pipeline Company
2020-L1-SR2448 Incident
Huntersville, North Carolina

Date	Gallons	Bill of Lading No.	Bill of Lading Previously Provided
12/17/2020	5,802	263	X
12/18/2020	5,617	264	X
12/21/2020	5,358	265	X
12/22/2020	5,555	266	X
12/22/2020	5,000	267	X
12/22/2020	5,535	268	X
12/23/2020	5,577	269	X
12/23/2020	5,000	270	X
12/23/2020	5,577	271	X
12/28/2020	5,535	272	X
12/28/2020	5,617	274	X
12/28/2020	5,000	273	X
12/29/2020	5,802	275	X
12/30/2020	5,120	277	X
12/31/2020	5,864	276	X
1/4/2020	5,695	280	X
1/4/2020	5,543	279	X
1/4/2020	5,535	278	X
1/5/2021	5,732	282	X
1/5/2021	4,682	281	X
1/7/2021	5,577	283	X
1/9/2021	5,492	285	X
1/10/2021	5,577	284	X
1/11/2021	5,264	286	X
1/13/2021	5,617	289	X
1/14/2021	5,535	290	X
1/15/2021	4,979	291	X
1/15/2021	5,291	292	X
1/16/2021	5,400	295	X
1/18/2021	5,264	296	X
1/18/2021	5,400	293	X
1/19/2021	5,577	298	X
1/20/2021	5,535	299	X
1/21/2021	5,577	297	X
1/22/2021	5,695	300	X
1/23/2021	5,732	225	X
1/25/2021	5,492	223	X

Table 2
Summary of Liquids Removed by STAT
(August 15, 2020 - June 30, 2021)

Colonial Pipeline Company
2020-L1-SR2448 Incident
Huntersville, North Carolina

Date	Gallons	Bill of Lading No.	Bill of Lading Previously Provided
1/25/2021	5,450	224	X
1/26/2021	5,492	221	X
1/26/2021	5,400	220	X
1/27/2021	5,264	219	X
1/28/2021	5,403	218	X
1/29/2021	4,911	217	X
1/29/2021	5,069	216	X
2/1/2021	5,865	215	X
2/2/2021	5,577	214	X
2/3/2021	5,264	210	X
2/4/2021	4,641	213	X
2/5/2021	5,535	9045	X
2/8/2021	5,535	9055	X
2/8/2021	5,191	9054	X
2/9/2021	5,895	9053	X
2/9/2021	4,825	9052	X
2/10/2021	5,990	9051	X
2/11/2021	3,733	9050	X
2/12/2021	5,577	9049	X
2/15/2021	5,264	9048	X
2/16/2021	5,732	9047	X
2/17/2021	4,000	9059	X
2/17/2021	4,811	222	X
2/18/2021	5,700	9056	X
2/19/2021	5,200	9057	X
2/22/2021	5,767	9077	X
2/22/2021	5,827	9078	X
2/24/2021	5,932	9046	X
2/24/2021	5,921	9076	X
2/25/2021	5,150	9061	X
2/26/2021	5,400	9064	X
2/28/2021	5,000	9062	X
3/2/2021	6,276	9060	X
3/2/2021	5,708	9063	X
3/3/2021	5,932	9065	X
3/6/2021	5,932	9075	X
3/8/2021	5,601	9074	X

Table 2
Summary of Liquids Removed by STAT
(August 15, 2020 - June 30, 2021)

Colonial Pipeline Company
2020-L1-SR2448 Incident
Huntersville, North Carolina

Date	Gallons	Bill of Lading No.	Bill of Lading Previously Provided
3/9/2021	5,687	9072	X
3/10/2021	5,932	9071	X
3/12/2021	5,932	9070	X
3/13/2021	6,048	9069	X
3/15/2021	6,048	9068	X
3/16/2021	6,048	9066	X
3/16/2021	5,400	9067	X
3/17/2021	5,700	9079	X
3/18/2021	5,998	9100	X
3/19/2021	5,998	9098	X
3/19/2021	5,869	9099	X
3/20/2021	6,108	9097	X
3/22/2021	6,048	9095	X
3/22/2021	5,921	9096	X
3/23/2021	5,732	9094	X
3/24/2021	6,100	9093	X
3/25/2021	5,871	9092	X
3/26/2021	6,166	9090	X
3/27/2021	6,048	9091	X
3/29/2021	6,019	9088	X
3/29/2021	6,166	9089	X
3/30/2021	6,048	9087	X
3/31/2021	6,019	9086	X
4/1/2021	5,921	9085	X
4/2/2021	5,921	9084	X
4/3/2021	5,150	9083	X
4/5/2021	6,166	9082	X
4/5/2021	5,500	9081	X
4/6/2021	6,000	9080	X
4/8/2021	6,107	801	X
4/9/2021	6,048	822	X
4/12/2021	6,048	820	X
4/13/2021	5,267	819	X
4/14/2021	5,971	818	X
4/15/2021	5,700	816	X
4/16/2021	6,048	815	X
4/19/2021	5,971	814	X

Table 2
Summary of Liquids Removed by STAT
(August 15, 2020 - June 30, 2021)

Colonial Pipeline Company
2020-L1-SR2448 Incident
Huntersville, North Carolina

Date	Gallons	Bill of Lading No.	Bill of Lading Previously Provided
4/20/2021	6,048	813	X
4/21/2021	6,019	812	X
4/22/2021	6,220	811	X
4/23/2021	6,166	810	X
4/24/2021	6,019	809	X
4/26/2021	6,019	808	X
4/27/2021	6,166	807	X
4/28/2021	5,767	806	X
5/3/2021	6,048	803	X
5/4/2021	6,166	802	X
5/5/2021	5,452	823	X
5/7/2021	5,400	825	X
5/10/2021	6,166	827	X
5/11/2021	5,550	828	X
5/12/2021	5,932	805	X
5/17/2021	6,166	832	X
5/18/2021	6,107	833	X
5/19/2021	5,932	834	X
5/20/2021	5,812	835	X
5/21/2021	6,048	836	X
5/24/2021	5,932	837	X
5/25/2021	6,048	838	X
5/29/2021	5,526	839	X
5/31/2021	6,048	840	X
6/1/2021	6,220	841	
6/4/2021	6,166	842	
6/7/2021	6,048	843	
6/8/2021	6,166	844	
6/14/2021	6,166	845	
6/15/2021	6,010	846	
6/21/2021	6,166	847	
6/25/2021	6,061	8106	
6/28/2021	5,487	850	*Not Yet Returned
6/29/2021	5,781	853	
Total	**1,405,715**		

BILL OF LADING

	1. 24 Hour Emergency # **STAT, INC.**	2. BOL # 00841
3. Shipper Name & Address CPL 14108 Huntersville Concord RD Huntersville NC 28078		4. Shipper's Phone 1800 627 1451
5. Carrier **STAT, INC.**		A. Carrier Phone #
7. Carrier		D. Carrier Phone
9. Consignee Name & Address STAT INC 2550 Hickory Blvd Lenoir NC 28645		F. Consignee Phone

HM	11. Base Description	12. Containers No.	Type	13. Total Quantity	14. Unit Wt/Vol
X	a. UN1993 Flammable Liquid NOS (contains less than 10% gas/water) PG III	01	TT	EST 6220	G
	b.				
	c.				
	d.				

G. Additional Descriptions for Materials Listed Above

USE DOT GUIDE # 128

15. Special Handling Instructions and Additional Information

16. Shipper: I hereby certify that the contents of this shipment are fully and accurately described and are in all respects in proper condition for transport

Printed/Typed Name	Signature	Date Month	Day	Year
Adam Harris	[signature]	6	1	21

17. Carrier Acknowledgement of Receipt of Materials

Printed/Typed Name	Signature	Date Month	Day	Year
Trim Chase	[signature]	6	1	21

18. Carrier Acknowledgement of Receipt of Materials

Printed/Typed Name	Signature	Date Month	Day	Year

19. Discrepancy Indication Space

20. Consignee

Printed/Typed Name	Signature	Date Month	Day	Year
Allison Wike	Allison Wike	6	1	21

BILL OF LADING

	1. 24 Hour Emergency # **STAT, INC.**	2. BOL # 00842
3. Shipper Name & Address CR 14108 Huntersville Concord Rd Huntersville NC 28078		4. Shipper's Phone 1800 627 1457
5. Carrier **STAT, INC.**		A. Carrier Phone #
7. Carrier		D. Carrier Phone
9. Consignee Name & Address STAT INC 2550 Hickory Blvd Lenoir NC 28645		F. Consignee Phone

HM	11. Base Description	12. Containers No.	12. Containers Type	13. Total Quantity	14. Unit Wt/Vol
X	a. UN1993 Flammable Liquid NOS (contains less than 10% gasoline) PG III	01	TT	ESTIMATED	GL
	b.				
	c.				
	d.				

G. Additional Descriptions for Materials Listed Above

USE DOT GUIDE # 128

15. Special Handling Instructions and Additional Information

16. Shipper: I hereby certify that the contents of this shipment are fully and accurately described and are in all respects in proper condition for transport

Printed/Typed Name	Signature	Date Month	Day	Year
Adam Harris		6	4	21

17. Carrier Acknowledgement of Receipt of Materials

Printed/Typed Name	Signature	Date Month	Day	Year
DEAN BURGARNER		06	04	21

18. Carrier Acknowledgement of Receipt of Materials

Printed/Typed Name	Signature	Date Month	Day	Year

19. Discrepancy Indication Space

20. Consignee

Printed/Typed Name	Signature	Date Month	Day	Year
Allison Wike		6	4	21

BILL OF LADING

	1. 24 Hour Emergency # **STAT, INC.**	2. BOL # 00843
3. Shipper Name & Address CPL 14108 Huntersville Concord Rd Huntersville NC 28078		4. Shipper's Phone 1800 627 1451
5. Carrier **STAT, INC.**		A. Carrier Phone #
7. Carrier		D. Carrier Phone
9. Consignee Name & Address STAT INC 2550 Hickory Blvd Lenoir NC 28645		F. Consignee Phone

HM	11. Base Description	12. Containers No.	12. Containers Type	13. Total Quantity	14. Unit Wt/Vol
X	a. UN1993 Flammable Liquid NOS (contains less than 10% gasoline) PG III	01	TT	EST 6048	G
	b.				
	c.				
	d.				

G. Additional Descriptions for Materials Listed Above

USE DOT GUIDE # 128

15. Special Handling Instructions and Additional Information

16. Shipper: I hereby certify that the contents of this shipment are fully and accurately described and are in all respects in proper condition for transport

Printed/Typed Name	Signature	Date Month	Day	Year
Adam Harris		6	7	21

17. Carrier Acknowledgement of Receipt of Materials

Printed/Typed Name	Signature	Date Month	Day	Year
X Mark Harris	Mark Harris	06	07	21

18. Carrier Acknowledgement of Receipt of Materials

Printed/Typed Name	Signature	Date Month	Day	Year

19. Discrepancy Indication Space

20. Consignee

Printed/Typed Name	Signature	Date Month	Day	Year
Allison Wike	Allison Wike	6	7	21

BILL OF LADING

	1. 24 Hour Emergency # **STAT, INC.**	2. BOL # 00844
3. Shipper Name & Address CPL 14108 Huntersville Concord Rd Huntersville NC 28078		4. Shipper's Phone 1800 627 1457
5. Carrier **STAT, INC.**		A. Carrier Phone #
7. Carrier		D. Carrier Phone
9. Consignee Name & Address STAT INC 2550 Hickory Blvd Lenoir NC 28645		F. Consignee Phone

HM	11. Base Description	12. Containers No.	12. Containers Type	13. Total Quantity	14. Unit Wt/Vol
X	a. UN1993 Flammable Liquid NOS (contains less than 10% gas/water) PG III	01	TT	ESTIMATE	G
	b.				
	c.				
	d.				

G. Additional Descriptions for Materials Listed Above

USE DOT GUIDE # 128

15. Special Handling Instructions and Additional Information

16. Shipper: I hereby certify that the contents of this shipment are fully and accurately described and are in all respects in proper condition for transport

Printed/Typed Name	Signature	Date Month	Day	Year
Adam Harris		6	8	21

17. Carrier Acknowledgement of Receipt of Materials

Printed/Typed Name	Signature	Date Month	Day	Year
Maurice Wilson	Maurice Wilson	6	8	21

18. Carrier Acknowledgement of Receipt of Materials

Printed/Typed Name	Signature	Date Month	Day	Year

19. Discrepancy Indication Space

20. Consignee

Printed/Typed Name	Signature	Date Month	Day	Year
Allison Wike	Allison Wike	6	8	21

BILL OF LADING

	1. 24 Hour Emergency # **STAT, INC.**	2. BOL # 00845
3. Shipper Name & Address CPL 14108 Huntersville (Concord) Rd Huntersville NC 28078		4. Shipper's Phone 1800 627 1457
5. Carrier **STAT, INC.**		A. Carrier Phone #
7. Carrier		D. Carrier Phone
9. Consignee Name & Address STAT INC 2550 Hickory Blvd Lenoir NC 28645		F. Consignee Phone

HM	11. Base Description	12. Containers No.	12. Containers Type	13. Total Quantity	14. Unit Wt/Vol
X	a. UN1993 Flammable Liquid NOS (contains less than 10% gasoline) PG III	01	TT	Estimate	GL
	b.				
	c.				
	d.				

G. Additional Descriptions for Materials Listed Above

USE DOT GUIDE # 128

15. Special Handling Instructions and Additional Information

16. Shipper: I hereby certify that the contents of this shipment are fully and accurately described and are in all respects in proper condition for transport

Printed/Typed Name	Signature	Date Month	Day	Year
Tammy Wooten	Tammy Wooten	6	14	21

17. Carrier Acknowledgement of Receipt of Materials

Printed/Typed Name	Signature	Date Month	Day	Year
X Dean Baumgardner	Dean Baumgardner	6	14	21

18. Carrier Acknowledgement of Receipt of Materials

Printed/Typed Name	Signature	Date Month	Day	Year

19. Discrepancy Indication Space

20. Consignee

Printed/Typed Name	Signature	Date Month	Day	Year
Allison Wike	Allison Wike	6	14	21

BILL OF LADING

	1. 24 Hour Emergency # **STAT, INC.**	2. BOL # 00846
3. Shipper Name & Address CK 14108 Huntersville Concord RD Huntersville NC 28078		4. Shipper's Phone 1800 627 1457
5. Carrier **STAT, INC.**		A. Carrier Phone #
7. Carrier		D. Carrier Phone
9. Consignee Name & Address STAT INC 2550 Hickory Blvd Lenoir NC 28645		F. Consignee Phone

HM	11. Base Description	12. Containers No.	12. Containers Type	13. Total Quantity	14. Unit Wt/Vol
X	a. UN1993 Flammable Liquid NOS (Contains less than 10% gasoline) PGIII	01	TT	EST 6010	G
	b.				
	c.				
	d.				

G. Additional Descriptions for Materials Listed Above

USE DOT GUIDE # 128

15. Special Handling Instructions and Additional Information

16. Shipper: I hereby certify that the contents of this shipment are fully and accurately described and are in all respects in proper condition for transport

Printed/Typed Name	Signature	Date Month	Day	Year
Doug Wooten		6	15	21

17. Carrier Acknowledgement of Receipt of Materials

Printed/Typed Name	Signature	Date Month	Day	Year
X Marcus Harris	Marcus Harris	6	15	21

18. Carrier Acknowledgement of Receipt of Materials

Printed/Typed Name	Signature	Date Month	Day	Year

19. Discrepancy Indication Space

20. Consignee

Printed/Typed Name	Signature	Date Month	Day	Year
Allison Wike	Allison Wike	6	15	21

BILL OF LADING

	1. 24 Hour Emergency # **STAT, INC.**	2. BOL # 00847
3. Shipper Name & Address CPL 14108 Huntersville Concord RD Huntersville NC 28078		4. Shipper's Phone 1800 627 1457
5. Carrier **STAT, INC.**		A. Carrier Phone #
7. Carrier		D. Carrier Phone
9. Consignee Name & Address STAT INC 2550 Hickory Blvd Lenoir NC 28645		F. Consignee Phone

HM	11. Base Description	12. Containers No.	12. Containers Type	13. Total Quantity	14. Unit Wt/Vol
X	a. UN1993 Flammable Liquid NOS (contains less than 10% gas/water) PG III	01	TT	EST 6166	G
	b.				
	c.				
	d.				

G. Additional Descriptions for Materials Listed Above

USE DOT GUIDE # 128

15. Special Handling Instructions and Additional Information

16. Shipper: I hereby certify that the contents of this shipment are fully and accurately described and are in all respects in proper condition for transport

Printed/Typed Name	Signature	Date Month	Day	Year
Danny Weaver		6	21	21

17. Carrier Acknowledgement of Receipt of Materials

Printed/Typed Name	Signature	Date Month	Day	Year
X Maurice Wilson	Maurice Wilson	6	21	21

18. Carrier Acknowledgement of Receipt of Materials

Printed/Typed Name	Signature	Date Month	Day	Year

19. Discrepancy Indication Space

20. Consignee

Printed/Typed Name	Signature	Date Month	Day	Year
Allison Wike	Allison Wike	6	21	21

BILL OF LADING

	1. 24 Hour Emergency # STAT, INC. 800-627-1451	2. BOL # 08106
3. Shipper Name & Address CPL 1408 HUNTERSVILLE CONCORD RD HUNTERSVILLE, NC - 28678		4. Shipper's Phone
5. Carrier STAT, INC.		A. Carrier Phone # (828) 396-2304
7. Carrier		D. Carrier Phone
9. Consignee Name & Address STAT, INC. 2550 Hickory Blvd. Lenoir, NC 28645		F. Consignee Phone (828) 396-2304

HM	11. Base Description	12. Containers No.	Type	13. Total Quantity	14. Unit Wt/Vol
	a. UN1993 FLAMMABLE LIQUID, NOS. (CONTAINS LESS THAN 10% GASOLINE/PG III DR/Water	01	TT	EST 6061	G
	b.				
	c.				
	d.				

G. Additional Descriptions for Materials Listed Above

USE DOT GUIDE # 128

15. Special Handling Instructions and Additional Information

16. Shipper: I hereby certify that the contents of this shipment are fully and accurately described and are in all respects in proper condition for transport

Printed/Typed Name	Signature	Date Month	Day	Year
Jim Moyer for Adam Harris CPL	J.H. Moyer	6	25	21

17. Carrier Acknowledgement of Receipt of Materials

Printed/Typed Name	Signature	Date Month	Day	Year
DANNY ROARK	Danny Roark	06	25	21

18. Carrier Acknowledgement of Receipt of Materials

Printed/Typed Name	Signature	Date Month	Day	Year

19. Discrepancy Indication Space

20. Consignee

Printed/Typed Name	Signature	Date Month	Day	Year
Allison Wike	Allison Wike	6	25	21

BILL OF LADING

	1. 24 Hour Emergency # STAT, INC.	2. BOL # 00853
3. Shipper Name & Address: CPL 1408 Huntersville Concord Rd. Huntersville, NC 28078		4. Shipper's Phone 1-800-627-1451
5. Carrier STAT, INC.		A. Carrier Phone #
7. Carrier		D. Carrier Phone
9. Consignee Name & Address		F. Consignee Phone

HM	11. Base Description	12. Containers No.	12. Containers Type	13 Total Quantity	14. Unit Wt/Vol
X	a. UN1993 Flammable Liquid N.O.S. (Contains less than 10% gas/water) PG III	01	TT	5781 Est.	G
	b.				
	c.				
	d.				

G. Additional Descriptions for Materials Listed Above

USE DOT GUIDE # 128

15. Special Handling Instructions and Additional Information

16. Shipper: I hereby certify that the contents of this shipment are fully and accurately described and are in all respects in proper condition for transport

Printed/Typed Name	Signature	Date (Month / Day / Year)
Danny Wooten		6 / 29 / 21

17. Carrier Acknowledgement of Receipt of Materials

Printed/Typed Name	Signature	Date (Month / Day / Year)
DEAN BUMGARNER	Dean Bumgarner	06 / 29 / 2021

18. Carrier Acknowledgement of Receipt of Materials

Printed/Typed Name	Signature	Date (Month / Day / Year)

19. Discrepancy Indication Space

20. Consignee

Printed/Typed Name	Signature	Date (Month / Day / Year)
Allison Wike	Allison Wike	6 / 29 / 21

Table 3
Summary of Liquids Shipped to HCC
(December 21, 2021 - June 30, 2021)

Colonial Pipeline Company
2020-L1-SR2448
Huntersville, North Carolina

Date	Gallons	Manifest No.	Manifest Previously Provided
12/21/2020	5,490	10547	X
12/21/2020	4,792	10508	X
12/28/2020	3,200	8937	X
12/28/2020	5,500	8938	X
12/31/2020	4,545	10536	X
1/3/2021	5,500	10553	X
1/3/2021	5,906	10554	X
1/4/2021	3,400	10552	X
1/4/2021	4,100	11002	X
1/5/2021	5,906	11000	X
1/5/2021	2,800	11001	X
1/6/2021	2,699	10551	X
1/7/2021	4,545	11004	X
1/9/2021	5,704	10537	X
1/9/2021	3,888	8944	X
1/9/2021	2,140	8945	X
1/10/2021	2,693	10538	X
1/11/2021	3,911	8951	X
1/12/2021	4,669	8952	X
1/13/2021	5,598	10555	X
1/13/2021	5,500	10556	X
1/14/2021	5,208	8974	X
1/14/2021	5,342	8975	X
1/15/2021	4,243	8977	X
1/15/2021	2,809	8978	X
1/15/2021	5,490	11051	X
1/15/2021	2,950	11052	X
1/16/2021	2,700	11053	X
1/16/2021	3,593	11054	X
1/16/2021	3,800	11055	X
1/17/2021	3,600	8954	X
1/17/2021	2,700	8955	X
1/17/2021	3,600	8956	X
1/18/2021	2,700	8957	X
1/18/2021	4,233	8958	X
1/18/2021	3,390	8959	X
1/18/2021	4,128	8960	X
1/18/2021	2,160	11066	X

Table 3
Summary of Liquids Shipped to HCC
(December 21, 2021 - June 30, 2021)

Colonial Pipeline Company
2020-L1-SR2448
Huntersville, North Carolina

1/19/2021	3,788	8961	X
1/19/2021	4,243	8962	X
1/19/2021	3,783	8963	X
1/20/2021	2,500	8964	X
1/20/2021	3,800	8965	X
1/20/2021	4,315	8966	X
1/21/2020	2,772	8967	X
1/21/2021	4,416	8968	X
1/21/2021	3,868	8969	X
1/21/2021	3,011	8987	X
1/22/2021	4,372	8995	X
1/22/2021	3,822	8996	X
1/22/2021	2,717	8997	X
1/23/2021	4,473	8990	X
1/23/2021	2,763	8988	X
1/23/2021	3,515	8989	X
1/24/2021	4,512	8992	X
1/24/2021	2,801	8991	X
1/24/2021	3,927	8993	X
1/25/2021	4,233	8986	X
1/25/2021	3,692	8985	X
1/25/2021	3,528	11056	X
1/25/2021	2,835	8994	X
1/26/2021	2,500	11057	X
1/26/2021	3,696	9016	X
1/26/2021	4,224	9015	X
1/26/2021	5,800	8998	X
1/27/2021	4,320	8999	X
1/27/2021	3,620	9000	X
1/27/2021	4,224	9001	X
1/27/2021	3,840	9004	X
1/28/2021	3,936	9007	X
Total	**274,978**		

Table 4
Summary of Liquids Shipped to
Legacy
(January 01, 2021 - June 30, 2021)

Colonial Pipeline Company
2020-L1-SR2448
Huntersville, North Carolina

Date	Gallons	Manifest No.	Manifest Previously Provided
1/28/2021	3,654	9006	X
1/28/2021	4,224	9005	X
1/28/2021	1,974	9003	X
1/29/2021	4,224	9008	X
1/29/2021	3,696	9010	X
1/29/2021	3,840	9017	X
1/29/2021	2,142	9011	X
1/30/2021	2,900	9013	X
1/30/2021	3,360	9014	X
1/30/2021	3,614	9018	X
2/1/2021	2,400	9019	X
2/1/2021	3,612	9020	X
2/1/2021	2,268	9021	X
2/1/2021	2,814	9022	X
2/1/2021	3,696	9029	X
2/2/2021	3,696	8953	X
2/2/2021	2,772	8979	X
2/3/2021	3,612	9024	X
2/3/2021	2,989	9023	X
2/3/2021	2,940	9026	X
2/4/2021	2,520	9025	X
2/5/2021	3,150	9027	X
2/5/2021	3,150	9028	X
2/5/2021	2,800	7456	X
2/6/2021	3,360	9030	X
2/6/2021	2,772	9031	X
2/6/2021	2,700	9032	X
2/6/2021	3,696	9033	X
2/6/2021	2,562	9034	X
2/7/2021	4,176	9037	X
2/8/2021	2,800	9038	X
2/8/2021	3,698	9039	X
2/8/2021	3,654	9040	X
2/8/2021	2,600	9041	X
2/8/2021	3,780	9042	X
2/8/2021	4,100	9043	X
2/8/2021	3,486	9044	X

Table 4
Summary of Liquids Shipped to
Legacy
(January 01, 2021 - June 30, 2021)

Colonial Pipeline Company
2020-L1-SR2448
Huntersville, North Carolina

2/9/2021	3,698	9047	X
2/9/2021	2,458	9048	X
2/9/2021	2,127	9049	X
2/10/2021	3,363	9050	X
2/10/2021	3,948	9051	X
2/11/2021	3,444	9052	X
2/11/2021	3,649	9053	X
2/12/2021	3,531	9054	X
2/12/2021	1,342	9055	X
2/13/2021	3,574	9056	X
2/15/2021	3,532	9057	X
2/15/2021	3,532	9058	X
2/15/2021	3,535	9060	X
2/15/2021	3,740	9061	X
2/16/2021	3,532	9059	X
2/16/2021	3,573	9062	X
2/16/2021	2,287	9063	X
2/17/2021	3,589	9064	X
2/17/2021	3,490	9065	X
2/17/2021	3,552	9068	X
2/18/2021	3,381	9069	X
2/18/2021	3,377	9070	X
2/19/2021	3,364	9102	X
2/19/2021	2,700	9103	X
2/19/2021	2,550	9100	X
2/20/2021	3,368	9095	X
2/20/2021	3,175	9099	X
2/22/2021	3,368	9094	X
2/22/2021	3,360	9101	X
2/22/2021	2,142	9176	X
2/22/2021	3,384	9180	X
2/22/2021	2,880	9093	X
2/23/2021	2,730	9178	X
2/23/2021	2,746	9179	X
2/24/2021	3,048	9177	X
2/24/2021	2,801	9092	X
2/24/2021	2,976	9182	X
2/25/2021	2,625	9172	X
2/25/2021	1,848	9170	X
2/25/2021	2,491	9173	X
2/26/2021	2,428	9171	X

Table 4
Summary of Liquids Shipped to
Legacy
(January 01, 2021 - June 30, 2021)

Colonial Pipeline Company
2020-L1-SR2448
Huntersville, North Carolina

2/26/2021	3,048	9186	X
2/26/2021	2,667	9185	X
2/27/2021	3,048	9183	X
2/27/2021	3,024	9184	X
2/28/2021	2,684	9128	X
2/28/2021	3,600	9127	X
2/28/2021	2,552	9124	X
3/2/2021	2,616	9120	X
3/2/2021	3,029	9121	X
3/2/2021	2,600	9122	X
3/2/2021	2,928	9123	X
3/2/2021	2,579	9125	X
3/2/2021	3,178	9126	X
3/2/2021	2,592	9175	X
3/3/2021	2,933	9165	X
3/3/2021	2,918	9174	X
3/3/2021	2,012	9181	X
3/6/2021	3,331	9130	X
3/6/2021	3,360	9132	X
3/6/2021	2,534	9133	X
3/8/2021	2,478	9091	X
3/8/2021	2,470	9097	X
3/8/2021	2,731	9134	X
3/8/2021	2,688	9135	X
3/8/2021	2,894	9136	X
3/8/2021	3,600	9137	X
3/9/2021	2,736	9129	X
3/9/2021	2,520	9138	X
3/9/2021	3,600	9236	X
3/9/2021	2,000	9252	X
3/10/2021	2,602	9244	X
3/10/2021	2,680	9245	X
3/10/2021	2,562	9250	X
3/10/2021	2,698	9251	X
3/11/2021	2,604	9282	X
3/12/2021	2,928	9090	X
3/12/2021	2,671	9253	X
3/12/2021	2,976	9254	X
3/12/2021	2,579	9255	X
3/13/2021	2,604	9285	X
3/13/2021	2,784	9238	X

Table 4
Summary of Liquids Shipped to
Legacy
(January 01, 2021 - June 30, 2021)

Colonial Pipeline Company
2020-L1-SR2448
Huntersville, North Carolina

3/13/2021	3,595	9287	X
3/13/2021	3,360	9286	X
3/15/2021	3,024	9290	X
3/15/2021	3,096	9294	X
3/15/2021	2,962	9296	X
3/15/2021	3,062	9298	X
3/15/2021	2,938	9295	X
3/15/2021	3,024	9292	X
3/15/2021	3,024	9297	X
3/15/2021	3,158	9240	X
3/15/2021	2,658	9237	X
3/16/2021	3,096	9293	X
3/16/2021	3,005	9239	X
3/16/2021	3,254	9288	X
3/16/2021	3,081	9283	X
3/16/2021	3,000	9284	X
3/16/2021	2,870	9256	X
3/17/2021	3,072	9300	X
3/17/2021	2,976	9301	X
3/17/2021	3,120	9247	X
3/17/2021	3,240	8982	X
3/17/2021	3,019	8981	X
3/17/2021	3,086	9299	X
3/17/2021	2,990	9246	X
3/18/2021	3,149	9304	X
3/18/2021	3,124	9242	X
3/18/2021	3,216	9243	X
3/18/2021	2,952	9241	X
3/18/2021	2,976	9303	X
3/18/2021	3,038	9302	X
3/19/2021	3,216	9310	X
3/19/2021	3,058	9309	X
3/19/2021	2,909	9307	X
3/19/2021	3,000	9306	X
3/19/2021	3,034	9305	X
3/19/2021	3,009	8984	X
3/20/2021	3,158	9311	X
3/20/2021	3,178	9342	X
3/20/2021	3,264	9343	X
3/20/2021	3,168	9313	X
3/22/2021	3,062	9347	X

Table 4
Summary of Liquids Shipped to
Legacy
(January 01, 2021 - June 30, 2021)

Colonial Pipeline Company
2020-L1-SR2448
Huntersville, North Carolina

3/22/2021	2,890	9249	X
3/22/2021	2,990	9348	X
3/22/2021	3,120	9349	X
3/22/2021	3,115	9350	X
3/22/2021	3,139	9345	X
3/22/2021	3,220	9248	X
3/22/2021	3,125	9314	X
3/22/2021	3,024	9335	X
3/23/2021	3,045	9344	X
3/23/2021	3,120	9346	X
3/23/2021	3,254	9341	X
3/23/2021	3,269	9291	X
3/23/2021	2,899	9339	X
Total	**526,737**		

Table 5
Summary of Soil Shipped to Republic Services
(October 7, 2020 - June 30, 2021)

Colonial Pipeline Company
2020-L1-SR2448 Incident
Huntersville, North Carolina

Date	Truck No.	Load No.	Manifest No.	Tons	Manifest Previously Provided
10/7/2020	80	1	763626	20.64	X
10/7/2020	76	2	763625	12.67	X
10/7/2020	83	3	763624	18.6	X
10/7/2020	131	4	763623	22.68	X
10/7/2020	138	5	763622	22.18	X
10/7/2020	159	6	763621	22.1	X
10/7/2020	161	7	763620	16.22	X
10/7/2020	163	8	763619	21.29	X
10/7/2020	84	9	763618	21.87	X
10/7/2020	152	10	763617	20.6	X
10/8/2020	140	11	763616	23.31	X
10/8/2020	83	12	763615	19.6	X
10/8/2020	80	13	763614	20.55	X
10/8/2020	76	14	763613	13.15	X
10/8/2020	131	15	763612	23.02	X
10/8/2020	138	16	763611	23.34	X
10/8/2020	159	17	763610	23.07	X
10/8/2020	161	18	763609	19.21	X
10/8/2020	80	19	763608	19.69	X
10/8/2020	83	20	763607	20.2	X
10/8/2020	162	21	763606	23.64	X
10/8/2020	84	22	763605	12.05	X
10/8/2020	163	23	763604	25.21	X
10/8/2020	83	24	763603	21.84	X
10/8/2020	83	25	763602	23.85	X
10/8/2020	80	26	763601	20.07	X
10/8/2020	131	27	763600	22.92	X
10/8/2020	138	28	763599	22.84	X
10/8/2020	140	29	763598	23.26	X
10/8/2020	162	30	763597	24.74	X
10/8/2020	84	31	763596	21.81	X
10/8/2020	161	32	763595	18.15	X
10/8/2020	80	33	763594	23.42	X
10/8/2020	159	34	763593	23.37	X
10/8/2020	163	35	763592	26.12	X
10/8/2020	84	36	763591	21.45	X
10/8/2020	131	37	763590	24.03	X

Table 5
Summary of Soil Shipped to Republic Services
(October 7, 2020 - June 30, 2021)

Colonial Pipeline Company
2020-L1-SR2448 Incident
Huntersville, North Carolina

Date	Truck No.	Load No.	Manifest No.	Tons	Manifest Previously Provided
10/8/2020	138	38	763589	22.18	X
10/9/2020	83	39	763588	24.07	X
10/9/2020	80	40	763587	23.98	X
10/9/2020	80	41	763586	20.06	X
10/9/2020	162	42	763585	22.25	X
10/9/2020	131	43	763584	22.4	X
10/9/2020	161	44	763583	18.38	X
10/9/2020	84	45	763582	19.74	X
10/9/2020	159	46	763581	21.94	X
10/9/2020	140	47	763580	25.28	X
10/9/2020	83	48	763579	22.92	X
10/9/2020	163	49	763578	21.82	X
10/9/2020	80	50	765577	19.84	X
10/9/2020	138	51	763576	22.08	X
10/9/2020	83	52	763575	19.47	X
10/9/2020	131	53	763574	21.24	X
10/9/2020	162	54	763573	21.62	X
10/9/2020	140	55	763572	25.73	X
10/9/2020	84	56	763571	19.97	X
10/9/2020	161	57	763570	17.38	X
10/9/2020	163	58	763568	22.2	X
10/9/2020	80	59	763569	20.81	X
10/9/2020	159	60	763567	23.02	X
10/9/2020	83	61	763566	21.28	X
10/13/2020	159	62	763565	23.92	X
10/9/2020	80	63	763563	21.09	X
10/13/2020	159	62	763565	23.92	X
10/14/2020	131	63	763564	17.34	X
10/13/2020	163	64	763562	23.78	X
10/13/2020	138	65	763561	23.64	X
10/13/2020	76	66	763560	13.32	X
10/13/2020	131	67	763559	18.51	X
10/13/2020	162	68	763558	17.66	X
10/13/2020	80	69	763557	15.91	X
10/13/2020	84	70	763556	16.64	X
10/14/2020	84	71	763555	17.02	X
10/14/2020	159	72	763554	18.36	X

Table 5
Summary of Soil Shipped to Republic Services
(October 7, 2020 - June 30, 2021)

Colonial Pipeline Company
2020-L1-SR2448 Incident
Huntersville, North Carolina

Date	Truck No.	Load No.	Manifest No.	Tons	Manifest Previously Provided
10/14/2020	162	73	763553	20.6	X
10/14/2020	163	74	763552	20.63	X
10/14/2020	138	75	763551	16.65	X
10/14/2020	80	76	763550	19.29	X
10/14/2020	83	77	763549	18:57	X
10/13/2020	140	78	763548	22.7	X
10/14/2020	84	79	763547	19.59	X
10/14/2020	162	80	763546	21.53	X
10/14/2020	159	81	763545	20.11	X
10/14/2020	163	82	763528	19.57	X
10/14/2020	138	83	763529	20.27	X
10/14/2020	131	84	763530	20.79	X
10/14/2020	80	85	763531	16.14	X
10/14/2020	83	86	763532	19.68	X
10/14/2020	84	87	763533	22.43	X
10/14/2020	163	88	763534	20.38	X
10/14/2020	159	89	763535	23.01	X
10/14/2020	138	90	763536	18.62	X
10/15/2020	162	91	763537	21.45	X
10/15/2020	131	92	763538	25.29	X
10/15/2020	160	93	763539	22.34	X
10/15/2020	80	94	763540	17.31	X
10/15/2020	84	95	763541	22.81	X
10/15/2020	83	96	763542	21.78	X
10/15/2020	163	97	763543	25.06	X
10/15/2020	159	98	763544	20.1	X
10/15/2020	83	99	1041191	20.06	X
10/15/2020	84	100	1041192	20.18	X
10/15/2020	162	101	1041193	9.98	X
10/15/2020	138	102	1041194	19.84	X
10/15/2020	80	103	1041195	19.33	X
10/15/2020	84	104	1041196	23.51	X
10/15/2020	131	105	1041197	20.59	X
10/15/2020	160	106	1041198	21.17	X
10/16/2020	163	107	1041199	23.45	X
10/16/2020	148	108	1041200	23.54	X
10/16/2020	162	109	1041201	24.52	X

Table 5
Summary of Soil Shipped to Republic Services
(October 7, 2020 - June 30, 2021)

Colonial Pipeline Company
2020-L1-SR2448 Incident
Huntersville, North Carolina

Date	Truck No.	Load No.	Manifest No.	Tons	Manifest Previously Provided
10/16/2020	131	110	1041202	24.79	X
10/16/2020	80	111	1041203	13.55	X
10/16/2020	140	112	1041204	22.24	X
10/16/2020	160	113	1041205	22.85	X
10/16/2020	131	114	1041206	21.88	X
10/16/2020	83	115	1041207	19.6	X
10/16/2020	138	116	1041208	22.2	X
10/16/2020	162	117	1041209	23.01	X
10/16/2020	163	118	1041210	22.69	X
10/16/2020	160	119	1041211	23.28	X
10/16/2020	80	120	1041212	20.78	X
10/16/2020	140	121	1041213	23.99	X
10/16/2020	83	122	1041214	20.75	X
10/16/2020	138	123	1041215	22.93	X
10/16/2020	131	124	1041216	23.66	X
10/16/2020	84	125	1041217	21.2	X
10/15/2020	83	126	1041240	20.23	X
10/15/2020	83	127	1041239	20.25	X
10/15/2020	138	128	1041238	23.64	X
10/15/2020	162	129	1041237	22.27	X
10/16/2020	84	130	1041236	21.25	X
10/15/2020	80	131	1041235	20.05	X
10/15/2020	131	132	1041234	22.39	X
10/15/2020	160	133	1041233	21.69	X
10/15/2020	83	134	1041232	19.76	X
10/16/2020	138	135	1041231	21.88	X
10/16/2020	83	136	1041230	19.9	X
10/16/2020	163	137	1041229	22.39	X
10/16/2020	160	138	1041228	21.86	X
10/16/2020	80	139	1041227	19.81	X
10/16/2020	138	140	1041226	22.35	X
10/16/2020	140	141	1041225	23.29	X
10/17/2020	83	142	1041224	21.04	X
10/16/2020	83	143	1041223	21.55	X
10/17/2020	131	144	1041222	24.25	X
10/17/2020	84	145	1041221	22.42	X
10/17/2020	84	146	10412220	20.74	X

Table 5
Summary of Soil Shipped to Republic Services
(October 7, 2020 - June 30, 2021)

Colonial Pipeline Company
2020-L1-SR2448 Incident
Huntersville, North Carolina

Date	Truck No.	Load No.	Manifest No.	Tons	Manifest Previously Provided
10/17/2020	163	147	1041219	22.37	X
10/17/2020	159	148	1041218	23.09	X
10/17/2020	160	149	1042521	28.87	X
10/17/2020	138	150	1042522	17.61	X
10/17/2020	162	151	1042523	22.25	X
10/17/2020	131	152	1042524	23.74	X
10/17/2020	83	153	1042525	21.69	X
10/19/2020	160	154	1042526	22.93	X
10/19/2020	138	155	1042527	21.68	X
10/17/2020	84	156	1042528	22.51	X
10/19/2020	84	157	1042529	21.84	X
10/19/2020	84	158	1042530	21.4	X
10/19/2020	131	159	1042531	25.24	X
10/19/2020	160	160	1042532	23.97	X
10/19/2020	80	161	1042533	22.1	X
10/19/2020	148	162	1042534	25.18	X
10/19/2020	163	163	1042535	23	X
10/19/2020	162	164	1042536	24.93	X
10/19/2020	83	165	1042537	20.12	X
10/19/2020	83	166	1042538	20.78	X
10/19/2020	159	167	1042539	23.25	X
10/19/2020	138	168	1042540	24.46	X
10/19/2020	163	169	1042541	24.13	X
10/19/2020	162	170	1042542	24.68	X
10/19/2020	159	171	1042552	22.51	X
10/19/2020	148	172	1042550	24.25	X
10/19/2020	143	173	1042550	24.25	X
10/19/2020	80	174	1042549	19.28	X
10/19/2020	83	175	1042548	21.09	X
10/19/2020	83	176	1042547	20.36	X
10/27/2020	84	177	1042546	19.06	X
10/27/2020	84	178	1042545	18.83	X
10/19/2020	84	179	1042544	17.22	X
10/19/2020	84	180	1042543	21.05	X
10/19/2020	138	181	1042553	22.15	X
10/19/2020	160	182	1042554	22.46	X
10/19/2020	162	183	1042555	22.78	X

Table 5
Summary of Soil Shipped to Republic Services
(October 7, 2020 - June 30, 2021)

Colonial Pipeline Company
2020-L1-SR2448 Incident
Huntersville, North Carolina

Date	Truck No.	Load No.	Manifest No.	Tons	Manifest Previously Provided
10/19/2020	163	184	1042556	22.84	X
10/19/2020	159	185	1042557	21.94	X
10/19/2020	80	186	1042558	19.46	X
10/19/2020	148	187	1042559	22.35	X
10/19/2020	138	188	1042569	19.52	X
10/19/2020	160	189	1042568	21.9	X
10/27/2020	162	190	1042567	19.53	X
10/19/2020	80	191	1042566	20.21	X
10/20/2020	148	192	1042565	23.85	X
10/19/2020	83	193	1042564	21.15	X
10/19/2020	163	194	1042563	22.45	X
10/20/2020	138	195	1042562	21.32	X
10/27/2020	138	196	1042561	26.39	X
10/27/2020	80	197	1042560	17.99	X
10/27/2020	83	198	1042570	17.61	X
10/27/2020	159	199	1042571	15.69	X
10/27/2020	163	200	1042572	27.02	X
10/27/2020	152	201	1042573	15.26	X
10/27/2020	162	202	1042574	12.25	X
10/27/2020	160	203	1042575	23.35	X
10/27/2020	148	204	1042576	19.66	X
10/27/2020	138	205	1042577	21.4	X
10/27/2020	80	206	1042578	17.99	X
10/27/2020	148	208	1042580	26.34	X
10/27/2020	159	209	1042581	21.14	X
10/27/2020	163	210	1042582	21.3	X
10/27/2020	160	211	1042583	23.81	X
10/27/2020	162	212	1042584	25.04	X
10/27/2020	152	213	1042585	28.95	X
10/27/2020	138	214	1042586	24.03	X
10/27/2020	148	215	1042587	29.6	X
10/27/2020	80	216	1042588	19.2	X
10/27/2020	83	217	1042589	19	X
10/27/2020	159	218	1042590	26.14	X
10/27/2020	163	219	1042591	27.96	X
10/28/2020	83	220	1042592	18.61	X
10/28/2020	160	221	1042593	27.25	X

Table 5
Summary of Soil Shipped to Republic Services
(October 7, 2020 - June 30, 2021)

Colonial Pipeline Company
2020-L1-SR2448 Incident
Huntersville, North Carolina

Date	Truck No.	Load No.	Manifest No.	Tons	Manifest Previously Provided
10/28/2020	160	222	1042594	27.11	X
10/28/2020	84	223	1042595	18.07	X
10/28/2020	152	224	1042596	22.3	X
10/28/2020	80	225	1042597	19.45	X
10/28/2020	83	226	1042598	17.21	X
10/28/2020	148	227	1042599	26.88	X
10/28/2020	162	228	1042600	23.87	X
10/28/2020	163	229	1042601	26.78	X
10/28/2020	159	230	1042602	25.38	X
10/28/2020	160	231	1042603	24.73	X
10/28/2020	138	232	1042604	22.53	X
10/28/2020	80	233	1042605	18.57	X
10/28/2020	152	234	1042606	23.96	X
10/28/2020	84	235	1042607	19.48	X
10/29/2020	83	236	1042609	20.85	X
10/28/2020	162	237	1042610	20.04	X
10/28/2020	159	238	1042611	25.07	X
10/28/2020	163	239	1042612	23.46	X
10/29/2020	160	240	1042613	21.31	X
10/28/2020	138	241	1042614	22.8	X
10/29/2020	80	242	1042608	18.98	X
10/28/2020	82	243	1042616	1.93	X
12/1/2020	D11	244	1042716	8.99	X
12/4/2020	D10	246	1042719	18.13	X
12/7/2020	D10	247	1042718	10.86	X
12/7/2020	D10	248	1042717	20.31	X
12/8/2020	D10	249	1042715	16.57	X
12/8/2020	D10	250	1042714	18.27	X
12/9/2020	D10	251	1042713	17.75	X
12/9/2020	D10	252	1042712	16.03	X
12/15/2020	D9	253	1042711	18.3	X
12/15/2020	D10	254	1042710	15.67	X
12/28/2020	BT21	255	1042709	16.15	X
12/28/2020	BT10	256	1042708	17.13	X
12/28/2020	BT16	257	1042707	15.99	X
12/28/2020	D10	258	1042706	20.54	X
12/28/2020	BT13	259	1042705	13.73	X

Table 5
Summary of Soil Shipped to Republic Services
(October 7, 2020 - June 30, 2021)

Colonial Pipeline Company
2020-L1-SR2448 Incident
Huntersville, North Carolina

Date	Truck No.	Load No.	Manifest No.	Tons	Manifest Previously Provided
12/29/2020	D11	260	1042704	18.02	X
12/29/2020	KT10	261	1042703	12.93	X
12/29/2020	2	262	1042702	14.71	X
12/29/2020	BT11	263	1042701	13.49	X
12/29/2020	D10	264	1042700	18.08	X
12/29/2020	D11	265	1042699	16.5	X
12/29/2020	2	266	1042698	10.74	X
12/29/2020	BT11	267	1042697	15.39	X
12/29/2020	D10	268	1042696	21.92	X
12/29/2020	KT10	269	1042695	13.95	X
12/29/2020	D11	270	1042694	21.82	X
12/29/2020	2	271	1042693	14.59	X
12/29/2020	BT11	272	1042692	14.15	X
12/29/2020	KT10	273	1042691	11.87	X
12/29/2020	BT16	274	1042690	18.83	X
12/29/2020	D10	275	1042689	21.27	X
12/29/2020	2	276	1042688	13.89	X
12/29/2020	11	277	1042687	21.74	X
12/29/2020	KT10	278	1042686	14.07	X
12/30/2020	BT16	279	1042685	20.84	X
12/30/2020	2	280	1042684	20.55	X
12/30/2020	D9	281	1042683	24.14	X
12/30/2020	KT12	282	1042682	18.19	X
12/30/2020	KT10	283	1042681	16.65	X
12/30/2020	D10	284	1042680	23.35	X
12/30/2020	D11	285	1042679	20.99	X
12/30/2020	BT16	286	1042678	19.04	X
12/30/2020	KT12	287	1042677	13.2	X
12/30/2020	KT10	288	1042676	11.66	X
12/30/2020	2	289	1042675	13.89	X
12/30/2020	9	290	1042674	20.15	X
12/30/2020	D11	291	1042673	18.64	X
12/30/2020	BT16	292	1042672	21.59	X
12/30/2020	D10	293	1042671	24.53	X
12/30/2020	2	294	1042670	15.86	X
12/30/2020	D9	295	1042669	23.36	X
12/30/2020	KT12	296	1042668	12.59	X

Table 5
Summary of Soil Shipped to Republic Services
(October 7, 2020 - June 30, 2021)

Colonial Pipeline Company
2020-L1-SR2448 Incident
Huntersville, North Carolina

Date	Truck No.	Load No.	Manifest No.	Tons	Manifest Previously Provided
12/30/2020	KT10	297	1042667	9.69	X
12/30/2020	BT16	298	1042666	16.34	X
12/30/2020	2	299	1042665	13.59	X
12/30/2020	D9	300	1042664	20.03	X
12/30/2020	D10	301	1042663	22.03	X
12/30/2020	D11	302	1042662	19.31	X
12/30/2020	D10	303	1042661	23.84	X
12/30/2020	2	304	1042660	14.77	X
12/30/2020	KT12	305	1042659	16.1	X
1/4/2021	BT16	306	1042658	16.82	X
1/4/2021	D10	307	1042657	19.44	X
1/4/2021	D11	308	1042656	19.72	X
1/4/2021	KT10	309	1042655	10.66	X
1/4/2020	KT11	310	1042654	16.17	X
1/4/2020	D9	311	1042653	18.7	X
1/4/2021	BT16	312	1042652	16.49	X
1/4/2021	D10	313	1042651	16.61	X
1/4/2021	--	314	1042650	17.59	X
1/4/2021	--	315	1042649	16.52	X
1/5/2021	10	316	1042648	9.29	X
1/5/2021	2	317	1042647	15.68	X
1/5/2021	BT17	318	1042646	22.03	X
1/5/2021	BT13	319	1042645	18.95	X
1/5/2021	D10	320	1042644	17.82	X
1/5/2021	--	321	1042643	20.29	X
1/5/2021	D11	323	1042642	23.23	X
1/5/2021	2	324	1042641	14.6	X
1/5/2021	BT17	325	1042640	19.55	X
1/5/2021	BT13	326	1042639	15.93	X
1/5/2021	KT10	327	1042638	15.22	X
1/5/2021	D11	328	1042637	12.39	X
1/5/2021	2	329	1042636	14.48	X
1/5/2021	D10	330	1042635	10.74	X
1/5/2021	D11	331	1042634	21.16	X
1/5/2021	BT17	332	1042633	18.47	X
1/5/2021	BT13	333	1042632	14.13	X
1/5/2021	KT10	334	1042631	11.83	X

Table 5
Summary of Soil Shipped to Republic Services
(October 7, 2020 - June 30, 2021)

Colonial Pipeline Company
2020-L1-SR2448 Incident
Huntersville, North Carolina

Date	Truck No.	Load No.	Manifest No.	Tons	Manifest Previously Provided
1/5/2021	2	335	1042630	13.84	X
1/6/2021	D10	336	1042629	22.66	X
1/6/2021	BT9	337	1042628	14.21	X
1/6/2021	D11	338	1042627	23.62	X
1/6/2021	KT10	339	1042626	8.52	X
1/6/2021	2	340	1042625	13.34	X
1/6/2021	BT19	341	1042624	11.17	X
1/6/2021	BPD5	342	1042623	16.84	X
1/6/2021	KT11	343	1042622	17.73	X
1/6/2021	D11	344	1042621	21.52	X
1/6/2021	BT9	345	1042722	16.39	X
1/6/2021	BT19	346	1042723	21.74	X
1/7/2021	KT10	347	1042724	13.94	X
1/7/2021	KT10	348	1042725	14.62	X
1/7/2021	KT12	349	1042726	12.39	X
1/7/2021	BPD5	350	1042727	17.02	X
1/7/2021	BT19	351	1042728	15.29	X
1/7/2021	D11	352	1042729	17.38	X
1/7/2021	D10	353	1042730	23.65	X
1/7/2021	2	354	1042731	13.53	X
1/7/2021	BPD5	355	1042732	17.74	X
1/7/2021	KT10	356	1042733	15.05	X
1/7/2021	BT19	357	1042734	16.24	X
1/7/2021	D11	358	1042735	15.15	X
1/7/2021	D10	359	1042736	19.04	X
1/7/2021	2	360	1042737	13.75	X
1/7/2021	KT10	361	1042738	12.09	X
1/7/2021	KT12	362	1042739	14.06	X
1/7/2021	BT19	363	1042740	15.63	X
1/7/2021	BPD5	364	1042741	17.08	X
1/7/2021	D11	365	1042742	19.1	X
1/7/2020	D10	366	1042743	21.91	X
1/11/2021	D9	367	1042744	21.5	X
1/11/2021	KT12	368	1042745	10.82	X
1/11/2021	KT10	369	1042746	10.56	X
1/11/2021	D11	370	1042747	15.66	X
1/11/2021	BT13	371	1042748	18.33	X

Table 5
Summary of Soil Shipped to Republic Services
(October 7, 2020 - June 30, 2021)

Colonial Pipeline Company
2020-L1-SR2448 Incident
Huntersville, North Carolina

Date	Truck No.	Load No.	Manifest No.	Tons	Manifest Previously Provided
1/11/2021	D10	372	1042749	20.7	X
1/11/2021	BT19	373	1042750	14.83	X
1/11/2021	BT19	374	1042751	18.47	X
1/11/2021	BT10	375	1042752	17.11	X
1/11/2021	D11	376	1042753	22.73	X
1/11/2021	D10	377	1042754	23.1	X
1/11/2021	BT19	378	1042755	18.94	X
1/11/2021	BT13	379	1042756	22.47	X
1/11/2021	D9	380	1042757	21.75	X
1/11/2021	BT9	381	1042758	13.9	X
1/11/2021	BT10	382	1042759	18.24	X
1/11/2021	D11	383	1042760	23.37	X
1/11/2021	KT12	384	1042761	12.93	X
1/11/2021	KT10	385	1042762	12.26	X
1/11/2021	D10	386	1042763	18.35	X
1/11/2021	BT13	387	1042764	21.29	X
1/11/2021	BT19	388	1042765	16.45	X
1/11/2021	D9	389	1042766	16.4	X
1/11/2021	KT12	390	1042767	15.97	X
1/11/2021	BT10	391	1042768	14.74	X
1/11/2021	KT10	392	1042769	20.18	X
1/11/2021	BT9	393	1042770	22.24	X
1/11/2021	D10	394	1042771	13.66	X
1/11/2021	KT12	395	1042772	13.66	X
1/12/2021	D9	396	1042773	19.74	X
1/12/2021	D11	397	1042774	18.7	X
1/12/2021	KT10	398	1042775	12.27	X
1/12/2021	D10	399	1042776	20.91	X
1/12/2021	D9	400	1042777	20.9	X
1/12/2021	D10	401	1042778	19.92	X
1/12/2021	D10	402	1042779	20.7	X
1/12/2021	KT10	403	1042780	12.11	X
1/12/2021	D9	404	1042781	22.22	X
1/12/2021	D10	405	1042782	21.13	X
1/12/2021	KT10	406	1042783	11.51	X
1/12/2021	D11	407	1042784	13.36	X
1/14/2021	D9	408	1042785	19.56	X

Table 5
Summary of Soil Shipped to Republic Services
(October 7, 2020 - June 30, 2021)

Colonial Pipeline Company
2020-L1-SR2448 Incident
Huntersville, North Carolina

Date	Truck No.	Load No.	Manifest No.	Tons	Manifest Previously Provided
1/14/2021	D9	409	1042786	20.38	X
1/14/2021	D11	410	1042787	19.11	X
1/14/2021	D10	411	1042788	20.06	X
1/14/2021	D11	412	1042789	23.14	X
1/14/2021	D9	413	1042790	19.92	X
1/14/2021	D9	414	1042791	20.78	X
1/14/2021	D9	415	1042792	19.3	X
1/14/2021	D11	416	1042793	23.15	X
1/14/2021	BT10	417	1042794	21.01	X
1/15/2021	D10	418	1042795	20.98	X
1/15/2021	BT9	419	1042796	17.74	X
1/15/2021	D9	420	1042797	21.16	X
1/15/2021	D11	421	1042798	20.85	X
1/15/2021	D10	422	1042799	19.74	X
1/15/2021	D11	423	1042800	22.07	X
1/15/2021	D9	424	1042801	21.46	X
1/15/2021	D10	425	1042802	18.59	X
1/15/2021	D11	426	1042803	22.76	X
1/22/2021	163	427	1042822	26.58	X
1/22/2021	162	428	1042818	25.2	X
1/22/2021	148	429	1042819	31.13	X
1/22/2021	96	430	1042805	12.12	X
1/22/2021	138	431	1042821	19.66	X
1/29/2021	--	432	1042822	20.06	X
1/29/2021	--	433	1042824	17.5	X
2/2/2021	96	434	1042823	17.5	X
2/8/2021	96	435	1042826	18.68	X
2/15/2021	96	436	1042827	14.08	X
2/24/2021	82	437	1042828	21.27	X
3/9/2021	96	438	1042829	13.22	X
3/15/2021	82	439	1042830	10.78	X
4/23/2021	96	440	1042831	9.03	X
5/10/2021	82	441	1042832	10.59	X
6/2/2021	96	442	1042812	9.89	
6/24/2021	96	443	1042833	13.99	
Total				**8,671.57**	

REPUBLIC SERVICES

Please print or type.

NON-HAZARDOUS WASTE MANIFEST

1042812

1. Generator's US EPA ID Number	Manifest Document Number	2. Page 1 of	
			1 of 1

GENERATOR

3. Generator's Name and Mailing Address	5. Generating Location (if different)
CPC PO BOX 87 Paw Creek, NC 28213 4. Phone ( )	Colonial Pipeline Company 14113 Huntersville-Concord Rd. Paw Creek, NC 28078 6. Phone ( )

7. Transporter #1 Company Name	8. US EPA ID Number	9. Transporter #1's Phone
STAT Inc	NCD980499770	877 292-7411
10. Transporter #2 Company Name	11. US EPA ID Number	12. Transporter #2's Phone
13. Designated T/S/D Facility Name and Site Address	14. US EPA ID Number	15. Facility's Phone
CMS Landfill 5105 Morehead Rd Concord, NC 28027	704-262-6371	

16. Waste Shipping Name and Description	17. Republic Services Approval # and Exp. Date	18. Containers No.	18. Containers Type	19. Total Quantity	20. Unit Wt/Vol
a. contaminated soil	5013-20112078 9/17/2021	( )	T		T
b. Missing hp Shat				1989	
c.				19080	

21. Additional Descriptions for Materials Listed Above

4

22. Special Handling Instructions and Additional Information

BM: STAT 100170

23. **GENERATOR'S CERTIFICATION:** I hereby certify that the above named material is not a hazardous waste as defined by 40 CFR 261 or any applicable state law, has been properly described, classified and packaged, and is in proper condition for transportation according to applicable regulations; AND, if this waste is a treatment residue of a previously restricted hazardous waste subject to the Land Disposal Restrictions. I certify and warrant that the waste has been treated in accordance with the requirements of 40 CFR 268 and is no longer a hazardous waste as defined by 40 CFR 261.

Printed/Typed Name	Signature	Month	Day	Year
		6	2	21

TRANSPORTER

24. **Transporter #1:** Acknowledgement of Receipt of Materials

Printed/Typed Name	Signature	Month	Day	Year
Mark Harris	Mark Harris	6	2	21

25. **Transporter #2:** Acknowledgement of Receipt of Materials

Printed/Typed Name	Signature	Month	Day	Year

T/S/D FACILITY

26. Discrepancy Indication Space

CMS LANDFILL 5105 MOREHEAD RD CONCORD, NC 28027 704-262-6371

27. **Facility Owner or Operator:** Certification of receipt of waste materials covered by this manifest (except as noted in Item 19)

Printed/Typed Name	Signature	Month	Day	Year
Kay		6	23	21

GENERATOR'S COPY

REV 04/19

COM000033
RS-F15

SITE
BFI/CMS LANDFILL 704-782-2004
5105 MOREHEAD RD CONCORD, NC 28025

CUSTOMER 333662
ED WALLACE CONSTRUCTION, INC
PO BOX 129
STANLEY, NC 28164

Contract:50102012078-2
Generator:Colonial Pipeline Company

SITE Y6	**TICKET #** 1811744	**CELL**	
WEIGHMASTER Keyona C.			
DATE/TIME IN 6/2/21 12:48 pm		**DATE/TIME OUT** 6/2/21 12:48 pm	
VEHICLE stat96		**CONTAINER** stat2512	
REFERENCE 1042812			
BILL OF LADING			

SCALE IN	GROSS WEIGHT	57,400	NET TONS 9.89	INBOUND
TARE OUT	TARE WEIGHT	37,620	NET WEIGHT 19,780	INVOICE

QTY.	UNIT	DESCRIPTION	RATE	EXTENSION	TAX	TOTAL
0.00	YD	Tracking QTY				
9.89	tn	SW-CONT SOIL-ALT DAILY COVER Origin:MECKLENBURG 100%				

HARD HATS AND SAFETY VEST ARE REQUIRED WHEN EXITING YOUR VEHICLE

WHILE IN THE LANDFILL. IF YOU DO NOT HAVE THESE ITEMS YOU MAY BORROW

A SET FROM THE SCALE HOUSE. THANK YOU.

NET AMOUNT
TENDERED
CHANGE
CHECK#

The undersigned individual signing this document on behalf of Customer acknowledges that he or she has read and understands the terms and conditions on the reverse side and that he or she has the authority to sign this document on behalf of the customer.

RS-F042UPR (04/19)

SIGNATURE _____

REPUBLIC SERVICES

Please print or type.

NON-HAZARDOUS WASTE MANIFEST

1042833

1. Generator's US EPA ID Number	Manifest Document Number	2. Page 1 of	

GENERATOR

3. Generator's Name and Mailing Address	5. Generating Location (if different)
CPC PO BOX 87 Paw Creek, NC 28213 4. Phone ( )	Colonial Pipeline Company 14101 Huntersville-Concord Rd. Paw Creek, NC 28213 6. Phone ( )

7. Transporter #1 Company Name	8. US EPA ID Number	9. Transporter #1's Phone
10. Transporter #2 Company Name	**11. US EPA ID Number**	**12. Transporter #2's Phone**
13. Designated T/S/D Facility Name and Site Address	**14. US EPA ID Number**	**15. Facility's Phone**
CMS Landfill 5105 Moorehead Rd Concord, NC 28027	704-262-6371	

16. Waste Shipping Name and Description	17. Republic Services Approval # and Exp. Date	18. Containers		19. Total Quantity	20. Unit Wt/Vol
		No.	Type		
a. contaminated soil	5010-20120778 9/17/2021				
b.					
c.					

21. Additional Descriptions for Materials Listed Above

22. Special Handling Instructions and Additional Information

SW: STAT 106170

23. **GENERATOR'S CERTIFICATION:** I hereby certify that the above named material is not a hazardous waste as defined by 40 CFR 261 or any applicable state law, has been properly described, classified and packaged, and is in proper condition for transportation according to applicable regulations; AND, if this waste is a treatment residue of a previously restricted hazardous waste subject to the Land Disposal Restrictions. I certify and warrant that the waste has been treated in accordance with the requirements of 40 CFR 268 and is no longer a hazardous waste as defined by 40 CFR 261.

Printed/Typed Name	Signature	Month	Day	Year

TRANSPORTER

24. **Transporter #1:** Acknowledgement of Receipt of Materials

Printed/Typed Name	Signature	Month	Day	Year

25. **Transporter #2:** Acknowledgement of Receipt of Materials

Printed/Typed Name	Signature	Month	Day	Year

T/S/D FACILITY

26. Discrepancy Indication Space

CMS LANDFILL 5105 MOREHEAD RD CONCORD, NC 28027 704-262-6371

27. **Facility Owner or Operator:** Certification of receipt of waste materials covered by this manifest (except as noted in Item 19)

Printed/Typed Name	Signature	Month	Day	Year

GENERATOR'S COPY

SITE BFI/CMS LANDFILL 704-782-2004
5105 MOREHEAD RD CONCORD, NC 28025

CUSTOMER 333662
ED WALLACE CONSTRUCTION, INC
PO BOX 129
STANLEY, NC 28164

Contract:50102012078-2
Generator:Colonial Pipeline Company

SITE Y6	TICKET # 1815953	CELL	
WEIGHMASTER	Keyona C.		
DATE/TIME IN	6/24/21 9:18 am	DATE/TIME OUT	6/24/21 9:41 ar
VEHICLE	stat96	CONTAINER	stat2503
REFERENCE	1042833		
BILL OF LADING			

SCALE IN GROSS WEIGHT 65,000 NET TONS 13.99 INBOUND
SCALE OUT TARE WEIGHT 37,020 NET WEIGHT 27,980 INVOICE

QTY.	UNIT	DESCRIPTION	RATE	EXTENSION	TAX	TOTAL
0.00	YD	Tracking QTY				
13.99	tn	SW-CONT SOIL-ALT DAILY COVER Origin:MECKLENBURG 100%				

HARD HATS AND SAFETY VEST ARE REQUIRED WHEN EXITING YOUR VEHICLE

WHILE IN THE LANDFILL. IF YOU DO NOT HAVE THESE ITEMS YOU MAY BORROW

A SET FROM THE SCALE HOUSE. THANK YOU.

NET AM

TENDERED

CHANGE

CHECK#

The undersigned individual signing this document on behalf of Customer acknowledges that he or she has read and understands the terms and conditions on the reverse side and that he or she has the authority to sign this document on behalf of the customer.

RS-F042UPR (04/19)

SIGNATURE _____

Table 6
Summary of Liquids Shipped to
Aaron Oil
(September 12, 2020 - June 30, 2021)

Colonial Pipeline Company
2020-L1-SR2448
Huntersville, North Carolina

Date	Gallons	Bill of Lading No.	Manifest Previously Received
9/12/2020	5,191	154376	X
9/17/2020	3,497	154379	X
9/25/2020	4,911	154378	X
9/30/2020	5,333	155096	X
10/4/2020	2,450	154501	X
10/5/2020	4,873	154502	X
10/21/2020	5,200	147321	X
10/29/2020	5,000	155094	X
11/2/2020	5,363	154503	X
11/3/2020	5,500	154387	X
11/5/2021	5,300	155097	X
11/5/2020	4,755	155166	X
11/7/2020	5,000	155167	X
11/9/2021	5,500	155098	X
11/9/2020	5,000	155168	X
11/11/2020	5,000	155169	X
11/12/2021	5,000	155099	X
11/14/2020	5,000	155171	X
11/17/2020	5,224	155170	X
11/19/2020	5,286	155173	X
12/1/2020	5,500	154382	X
12/23/2020	5,191	155174	X
1/12/2021	2,500	155661	X
1/19/2021	5,000	155665	X
1/20/2021	5,000	155666	X
1/20/2021	5,400	155667	X
1/21/2021	5,000	155672	X
1/25/2021	5,500	155172	X
1/25/2021	5,254	155670	X
1/26/2021	4,050	155671	X
2/2/2021	5,000	155668	X
2/10/2020	5,000	155669	X
2/17/2021	7,700	155304	X
2/19/2021	5,000	155305	X
2/23/2021	5,000	155311	X
3/10/2021	2,500	155309	X
3/22/2021	2,800	155316	X
4/29/2021	2,700	155315	X
Total	**182,478**		

Table 7
Summary of Liquids Shipped to MEI
(March 24, 2021 - June 30, 2021)

Colonial Pipeline Company
2020-L1-SR2448
Huntersville, North Carolina

Date	Gallons	Manifest No.	Manifest Previously Provided
3/24/2021	5,348	1	X
3/26/2021	5,538	5	X
3/26/2021	5,476	6	X
3/27/2021	5,481	7	X
3/27/2021	5,417	8	X
3/27/2021	5,538	9	X
3/29/2021	5,449	12	X
3/29/2021	5,480	13	X
3/29/2021	5,417	14	X
3/30/2021	5,480	15	X
3/30/2021	5,417	16	X
3/31/2021	5,417	17	X
3/31/2021	5,417	18	X
3/31/2021	5,417	19	X
4/1/2021	5,417	20	X
4/2/2021	5,417	21	X
4/3/2021	5,417	22	X
4/3/2021	5,482	23	X
4/5/2021	5,417	24	X
4/5/2021	5,417	25	X
4/5/2021	5,417	26	X
4/5/2021	5,417	27	X
4/5/2021	5,348	28	X
4/6/2021	5,417	29	X
4/6/2021	5,147	30	X
4/6/2021	5,417	31	X
4/7/2021	5,417	32	X
4/8/2021	5,417	33	X
4/8/2021	5,417	34	X
4/9/2021	5,195	35	X
4/9/2021	5,417	36	X
4/9/2021	5,417	37	X
4/9/2021	5,417	38	X
4/10/2021	5,417	39	X
4/10/2021	5,417	40	X
4/12/2021	5,417	41	X
4/12/2021	5,417	42	X
4/12/2021	5,417	43	X

Table 7
Summary of Liquids Shipped to MEI
(March 24, 2021 - June 30, 2021)

Colonial Pipeline Company
2020-L1-SR2448
Huntersville, North Carolina

4/12/2021	5,417	44	X
4/13/2021	5,417	45	X
4/13/2021	5,417	46	X
4/13/2021	5,023	47	X
4/14/2021	5,417	48	X
4/14/2021	5,417	49	X
4/15/2021	5,417	50	X
4/15/2021	5,417	51	X
4/15/2021	5,417	52	X
4/16/2021	5,417	53	X
4/16/2021	5,417	54	X
4/17/2021	5,412	55	X
4/17/2021	5,410	56	X
4/17/2021	5,417	57	X
4/19/2021	5,417	58	X
4/19/2021	5,348	59	X
4/19/2021	5,417	60	X
4/19/2021	5,417	61	X
4/20/2021	5,417	62	X
4/20/2021	5,417	63	X
4/21/2021	5,417	64	X
4/21/2021	5,481	65	X
4/21/2021	3,000	66	X
4/21/2021	5,417	67	X
4/21/2021	5,417	68	X
4/22/2021	5,417	69	X
4/22/2021	5,417	70	X
4/22/2021	5,417	71	X
4/22/2021	5,417	72	X
4/23/2021	5,481	73	X
4/23/2021	5,417	74	X
Total	**370,967**		

Table 8
Summary of Liquids Shipped to HCC
(March 24, 2021 - June 30, 2021)

Colonial Pipeline Company
2020-L1-SR2448
Huntersville, North Carolina

Date	Gallons	Manifest No.	Manifest Previously Provided
3/24/2021	5,111	2	X
3/25/2021	5,417	3	X
3/25/2021	4,977	4	X
3/29/2021	5,417	11	X
Total	**20,922**		

Table 9
Summary of Liquids Removed by Covanta
(April 23, 2021 - June 30, 2021)

Colonial Pipeline Company
2020-L1-SR2448
Huntersville, North Carolina

Date	Gallons	Manifest No.	Manifest Previously Provided
4/23/2021	5,024	139108	X
4/23/2021	5,259	139105	X
4/24/2021	5,125	139159	X
4/24/2021	5,076	139115	X
4/24/2021	5,125	139150	X
4/24/2021	5,022	139149	X
4/26/2021	4,964	139157	X
4/26/2021	5,010	139158	X
4/26/2021	5,020	139160	X
4/26/2021	5,084	139156	X
4/26/2021	5,029	139154	X
4/27/2021	5,024	139179	X
4/27/2021	5,180	139182	X
4/27/2021	5,122	139180	X
4/27/2021	4,847	139183	X
4/28/2021	5,173	139192	X
4/28/2021	5,129	139188	X
4/28/2021	5,175	139151	X
4/28/2021	5,300	139193	X
4/28/2021	4,664	139200	X
5/1/2021	5,156	139218	X
5/1/2021	5,141	139256	X
5/1/2021	4,832	139260	X
5/1/2021	5,118	139257	X
5/2/2021	5,050	139261	X
5/2/2021	5,300	139259	X
5/3/2021	5,209	139264	X
5/3/2021	5,000	139266	X
5/3/2021	5,213	139265	X
5/3/2021	4,456	139267	X
5/4/2021	5,055	139243	X
5/4/2021	5,048	139241	X
5/4/2021	4,412	139240	X
5/4/2021	5,036	139242	X
5/5/2021	5,041	139308	X
5/5/2021	5,141	139219	X
5/5/2021	5,029	139310	X
5/5/2021	5,096	139309	X

Table 9
Summary of Liquids Removed by Covanta
(April 23, 2021 - June 30, 2021)

Colonial Pipeline Company
2020-L1-SR2448
Huntersville, North Carolina

5/6/2021	4,854	139277	X
5/6/2021	5,022	139281	X
5/6/2021	4,894	139278	X
5/6/2021	4,981	139282	X
5/7/2021	4,993	139351	X
5/7/2021	4,993	139354	X
5/7/2021	5,000	139350	X
5/7/2021	3,552	139356	X
5/8/2021	4,964	139326	X
5/8/2021	5,074	139328	X
5/8/2021	5,026	139325	X
5/8/2021	4,995	139323	X
5/9/2021	4,857	139324	X
5/10/2021	4,926	139331	X
5/10/2021	4,993	139333	X
5/10/2021	4,993	139332	X
5/10/2021	4,832	139330	X
5/11/2021	5,062	139235	X
5/11/2021	4,842	139233	X
5/11/2021	4,966	139274	X
5/11/2021	5,072	139234	X
5/12/2021	5,082	139371	X
5/12/2021	5,022	139377	X
5/12/2021	4,175	139370	X
5/12/2021	4,899	139367	X
5/14/2021	5,125	139393	X
5/14/2021	5,125	139394	X
5/15/2021	5,019	138935	X
5/15/2021	5,125	138936	X
5/16/2021	5,125	138937	X
5/17/2021	5,125	138940	X
5/17/2021	5,076	138923	X
5/17/2021	5,125	138924	X
5/17/2021	5,076	138925	X
5/17/2021	5,019	138932	X
5/18/2021	5,019	138934	X
5/18/2021	5,076	138958	X
5/18/2021	5,019	138931	X
5/18/2021	5,076	138957	X
5/18/2021	5,125	138960	X
5/18/2021	5,125	138959	X

Table 9
Summary of Liquids Removed by Covanta
(April 23, 2021 - June 30, 2021)

Colonial Pipeline Company
2020-L1-SR2448
Huntersville, North Carolina

5/19/2021	5,125	138979	X
5/19/2021	5,076	138978	X
5/19/2021	5,025	138980	X
5/19/2021	5,076	138977	X
5/20/2021	5,125	138996	X
5/20/2021	5,076	138993	X
5/20/2021	5,076	139000	X
5/20/2021	5,125	138995	X
5/21/2021	5,125	151861	X
5/21/2021	5,125	151863	X
5/21/2021	3,727	151874	X
5/21/2021	5,076	151862	X
5/21/2021	5,019	151875	X
5/21/2021	5,076	138994	X
5/22/2021	4,800	139413	X
5/22/2021	5,076	151879	X
5/22/2021	5,010	151880	X
5/22/2021	5,019	151883	X
5/23/2021	5,019	151882	X
5/24/2021	5,019	151886	X
5/24/2021	5,076	139410	X
5/24/2021	5,076	151885	X
5/24/2021	4,570	139411	X
5/24/2021	5,010	151884	X
5/25/2021	5,076	139424	X
5/25/2021	5,125	151881	X
5/25/2021	5,076	139454	X
5/25/2021	5,125	139425	X
5/27/2021	5,125	139437	X
5/27/2021	5,076	139439	X
5/28/2021	5,125	139436	X
5/28/2021	5,076	139465	X
5/28/2021	5,125	139464	X
5/28/2021	5,076	139438	X
5/29/2021	5,082	139474	X
5/29/2021	5,000	139479	X
5/29/2021	5,000	139476	X
5/29/2021	5,082	139477	X
5/30/2021	5,125	139481	X
5/30/2021	4,799	139480	X
5/31/2021	5,125	139482	X

Table 9
Summary of Liquids Removed by Covanta
(April 23, 2021 - June 30, 2021)

Colonial Pipeline Company
2020-L1-SR2448
Huntersville, North Carolina

5/31/2021	5,125	139483	X
5/31/2021	5,076	139486	X
5/31/2021	5,125	139431	X
5/31/2021	5,124	139430	X
6/1/2021	5,125	139429	
6/1/2021	5,076	139487	
6/1/2021	5,076	139489	
6/1/2021	4,355	139488	
6/2/2021	5,076	139533	
6/2/2021	5,125	139508	
6/2/2021	5,076	139507	
6/2/2021	4,870	139534	
6/3/2021	5,125	139518	
6/3/2021	4,863	139516	
6/3/2021	5,125	139521	
6/3/2021	5,076	139519	
6/4/2021	5,076	139504	
6/4/2021	3,973	139501	
6/4/2021	5,076	139503	
6/4/2021	5,125	139502	
6/5/2021	5,125	139550	
6/5/2021	5,010	139553	
6/5/2021	4,863	139549	
6/5/2021	5,125	139551	
6/6/2021	5,019	139548	
6/6/2021	5,019	139547	
6/7/2021	5,076	139543	
6/7/2021	5,125	139541	
6/7/2021	5,076	139562	
6/7/2021	5,125	139542	
6/8/2021	5,076	139579	
6/8/2021	5,125	139577	
6/8/2021	5,125	139576	
6/8/2021	5,076	139578	
6/10/2021	5,076	139825	
6/10/2021	4,725	139824	
6/10/2021	5,125	139823	
6/11/2021	5,076	139627	
6/11/2021	5,076	139628	
6/11/2021	5,125	139822	
6/11/2021	5,125	139900	

Table 9
Summary of Liquids Removed by Covanta
(April 23, 2021 - June 30, 2021)

Colonial Pipeline Company
2020-L1-SR2448
Huntersville, North Carolina

6/12/2021	5,010	139896	
6/12/2021	5,000	139893	
6/12/2021	5,076	139898	
6/12/2021	5,000	139895	
6/13/2021	5,124	139891	
6/13/2021	5,125	139892	
6/14/2021	5,076	139884	
6/14/2021	5,125	139881	
6/14/2021	5,076	139882	
6/14/2021	5,100	139897	
6/14/2021	4,775	139814	
6/15/2021	5,076	139809	
6/15/2021	5,125	139646	
6/15/2021	4,526	139644	
6/16/2021	5,125	139640	
6/16/2021	5,076	139638	
6/16/2021	5,125	139641	
6/17/2021	5,125	139613	
6/17/2021	5,076	139807	
6/17/2021	5,125	139621	
6/17/2021	5,076	139808	
6/18/2021	5,076	139639	
6/18/2021	5,125	139688	
6/18/2021	4,600	139689	
6/18/2021	5,076	139690	
6/19/2021	5,125	139710	
6/19/2021	4,411	139679	
6/19/2021	5,000	139681	
6/20/2021	5,019	139709	
6/20/2021	5,019	139708	
6/21/2021	5,076	139707	
6/21/2021	5,125	139705	
6/21/2021	5,200	139706	
6/22/2021	5,076	139727	
6/22/2021	5,125	139726	
6/22/2021	5,125	139729	
6/22/2021	5,076	139724	
6/23/2021	5,076	139787	
6/23/2021	5,125	139789	
6/23/2021	5,076	139788	
6/23/2021	5,125	139790	

Table 9
Summary of Liquids Removed by Covanta
(April 23, 2021 - June 30, 2021)

Colonial Pipeline Company
2020-L1-SR2448
Huntersville, North Carolina

6/24/2021	5,125	139802	
6/24/2021	5,076	139800	
6/24/2021	5,125	139803	
6/24/2021	5,076	139801	
6/25/2021	5,125	138380	
6/25/2021	5,076	138379	
6/25/2021	5,125	138381	
6/25/2021	5,076	138378	
6/25/2021	5,125	138385	
6/26/2021	5,000	138391	
6/26/2021	5,076	138390	
6/26/2021	5,000	138393	
6/26/2021	5,000	138392	
6/27/2021	5,125	138395	
6/27/2021	5,125	138396	
6/28/2021	5,076	139806	
6/28/2021	5,076	138366	
6/28/2021	5,125	138365	
6/28/2021	5,125	138364	
6/28/2021	5,000	138394	
6/29/2021	5,125	138324	
6/29/2021	5,076	138322	
6/29/2021	5,200	138323	
6/29/2021	5,125	138325	
6/30/2021	5,125	138341	
6/30/2021	5,076	138339	
6/30/2021	5,076	138340	
6/30/2021	5,125	138342	
Total	**1,156,023**		

COVANTA
Environmental Solutions

Corporate Office
5300 N 33rd St. - Milwaukee, WI 53209
Phone: 800-842-9792 Fax: 414-461-3812

SO203541

BILL OF LADING

1. Shipper ID Number	2. Page 1 of	3. Emergency Response Phone	4. Tracking Number
NCVSQG		(800) 814-1204	CES 139429

SHIPPER

5. Shipper's Name and Mailing Address
Colonial Pipeline Company
14108 Huntersville-Concord Road
Huntersvile North Carolina 28078
Shipper's Phone:

Shipper's Site Address (if different than mailing address)
Colonial Pipeline Company
14108 Huntersville-Concord Road
Huntersvile North Carolina 28078

6. Transporter 1 Company Name
Covanta Environmental Solutions
U.S. EPA ID Number: PAR000043026

7. Transporter 2 Company Name
U.S. EPA ID Number:

8. Consignee Name and Site Address
Covanta Environmental Solutions LLC
2503 Fayetteville Street
Asheboro NC 27203 (336) 683-0911
Facility's Phone:
U.S. EPA ID Number: NCR000135384

HM	9. Shipping Name and Description	10. Containers No.	10. Containers Type	11. Total Quantity	12. Unit Wt./Vol.	
	1. X NA1993, Combustible liquid, n.o.s., (Contains <10% Gasoline), Comb liq, III, ERG# 128	1	JT	5125	G	PLACARD? YES ☐ NO ☐ None
	2.					PLACARD? YES ☐ NO ☐
	3.					PLACARD? YES ☐ NO ☐
	4.					PLACARD? YES ☐ NO ☐

13. Special Handling Instructions and Additional Information
1 5005955 Petroleum Contact Water CWT: N/A PO#:

Trailer #:
Emergency Response Guide On-boa
Site arrival time
Site departure time
www.covanta.com

14. SHIPPER'S CERTIFICATION: I certify the materials are accurately described.
Shipper's/Offeror's Printed/Typed Name: Adam Harris
Signature:
Month: 6 Day: 1 Year: 21

INT'L

15. International Shipments ☐ Import to U.S. ☐ Export from U.S. Port of entry/exit:
Transporter Signature (for exports only): Date leaving U.S.:

TRANSPORTER

16. Transporter Acknowledgment of Receipt of Materials
Transporter 1 Printed/Typed Name: Bobby Jarrett
Signature: Bobby Jarrett
Month: 6 Day: 1 Year: 21
Transporter 2 Printed/Typed Name:
Signature:
Month: Day: Year:

DESIGNATED CONSIGNEE

17. Discrepancy
17a. Discrepancy Indication Space ☐ Quantity ☐ Type ☐ Residue ☐ Partial Rejection ☐ Full Rejection
Bill of Lading Reference Number:
17b. Alternate Consignee (or Shipper)
U.S. EPA ID Number:
Facility's Phone:
17c. Signature of Alternate Consignee (or Shipper)
Month: Day: Year:

18. Designated Receiving Facility Owner or Operator: Certification of receipt of materials covered by the bill of lading except as noted in Item 17a
Printed/Typed Name: Sherry Furrell
Signature:
Month: 6 Day: 1 Year: 21

COVANTA
Environmental Solutions

RD-40 TR-18

SO203658

Corporate Office
5300 N 33rd St. - Milwaukee, WI 53209
Phone: 800-842-9792 Fax: 414-461-3812

BILL OF LADING

1. Shipper ID Number	2. Page 1 of	3. Emergency Response Phone	4. Tracking Number
NCVSQG		(800) 814-1204	CES 139487

5. Shipper's Name and Mailing Address

Colonial Pipeline Company
14108 Huntersville-Concord Road
Huntersvile North Carolina 28078

Shipper's Phone:

Shipper's Site Address (if different than mailing address)

Colonial Pipeline Company
14108 Huntersville-Concord Road
Huntersvile North Carolina 28078

6. Transporter 1 Company Name

Covanta Environmental Solutions

U.S. EPA ID Number: PAR000043026

7. Transporter 2 Company Name

U.S. EPA ID Number:

8. Consignee Name and Site Address

Covanta Environmental Solutions LLC
2503 Fayetteville Street
Asheboro NC 27203 (336) 683-0911

Facility's Phone:

U.S. EPA ID Number: NCR000135384

HM	9. Shipping Name and Description	10. Containers No.	10. Containers Type	11. Total Quantity	12. Unit Wt./Vol.	
	1. X NA1993, Combustible liquid, n.o.s., (Contains <10% Gasoline), Comb liq, III, ERG# 128	1	TT	5076	G	PLACARD? YES ☐ NO ☐ None
	2.					PLACARD? YES ☐ NO ☐
	3.					PLACARD? YES ☐ NO ☐
	4.					PLACARD? YES ☐ NO ☐

13. Special Handling Instructions and Additional Information

1 5005955 Petroleum Contact Water CWT: N/A PO#:

Trailer # TR-18
Emergency Response Guide on board
Site arrival time 6:40 AM
Site departure time 9:25 AM
www.covanta.com

14. SHIPPER'S CERTIFICATION: I certify the materials are accurately described.

Shipper's/Offeror's Printed/Typed Name: Kelan Harris | Signature | Month 6 | Day 1 | Year 21

15. International Shipments ☐ Import to U.S. ☐ Export from U.S. Port of entry/exit:

Transporter Signature (for exports only): Date leaving U.S.:

16. Transporter Acknowledgment of Receipt of Materials

Transporter 1 Printed/Typed Name: Bill Johnston | Signature: Bill Johnston | Month 6 | Day 1 | Year 21

Transporter 2 Printed/Typed Name | Signature | Month | Day | Year

17. Discrepancy

17a. Discrepancy Indication Space ☐ Quantity ☐ Type ☐ Residue ☐ Partial Rejection ☐ Full Rejection

Bill of Lading Reference Number:

17b. Alternate Consignee (or Shipper) | U.S. EPA ID Number

Facility's Phone:

17c. Signature of Alternate Consignee (or Shipper) | Month | Day | Year

18. Designated Receiving Facility Owner or Operator: Certification of receipt of materials covered by the bill of lading except as noted in Item 17a

Printed/Typed Name: Kalene Davis | Signature | Month 6 | Day 1 | Year 21

SHIPPER | INT'L | TRANSPORTER | DESIGNATED CONSIGNEE

COVANTA
Environmental Solutions

RD-40 TR-18

SO203659

Corporate Office
5300 N 33rd St. - Milwaukee, WI 53209
Phone: 800-842-9792 Fax: 414-461-3812

SHIPPER

BILL OF LADING	1. Shipper ID Number	2. Page 1 of	3. Emergency Response Phone	4. Tracking Number
	NCVSQG		(800) 814-1204	CES 139489

5. Shipper's Name and Mailing Address
Colonial Pipeline Company
14108 Huntersville-Concord Road
Huntersvile North Carolina 28078
Shipper's Phone:

Shipper's Site Address (if different than mailing address)
Colonial Pipeline Company
14108 Huntersville-Concord Road
Huntersvile North Carolina 28078

6. Transporter 1 Company Name: Covanta Environmental Solutions — U.S. EPA ID Number: PAR000043026

7. Transporter 2 Company Name — U.S. EPA ID Number:

8. Consignee Name and Site Address
Covanta Environmental Solutions LLC
2503 Fayetteville Street
Asheboro NC 27203 (336) 683-0911
Facility's Phone:
U.S. EPA ID Number: NCR000135384

HM	9. Shipping Name and Description	10. Containers No.	10. Containers Type	11. Total Quantity	12. Unit Wt./Vol.	
	1. X NA1993, Combustible liquid, n.o.s., (Contains <10% Gasoline), Comb liq, III, ERG# 128	1	TT	5076	G	PLACARD? YES ☐ NO ☐ None
	2.					PLACARD? YES ☐ NO ☐
	3.					PLACARD? YES ☐ NO ☐
	4.					PLACARD? YES ☐ NO ☐

13. Special Handling Instructions and Additional Information

1 5005955 Petroleum Contact Water CWT: N/A PO#:

Trailer # TR-18
Emergency Response Guide Pub
Site arrival time 12:50 pm
Site departure time 1:35 pm
www.covanta.com

14. SHIPPER'S CERTIFICATION: I certify the materials are accurately described.

Shipper's/Offeror's Printed/Typed Name: [signature] Signature: [signature] Month 6 Day 1 Year 21

INT'L

15. International Shipments ☐ Import to U.S. ☐ Export from U.S. Port of entry/exit:
Transporter Signature (for exports only): Date leaving U.S.:

TRANSPORTER

16. Transporter Acknowledgment of Receipt of Materials

Transporter 1 Printed/Typed Name: Bill Johnston Signature: Bill Johnston Month 6 Day 1 Year 21

Transporter 2 Printed/Typed Name: Signature: Month Day Year

DESIGNATED CONSIGNEE

17. Discrepancy

17a. Discrepancy Indication Space ☐ Quantity ☐ Type ☐ Residue ☐ Partial Rejection ☐ Full Rejection

Bill of Lading Reference Number:

17b. Alternate Consignee (or Shipper) — U.S. EPA ID Number

Facility's Phone:

17c. Signature of Alternate Consignee (or Shipper) Month Day Year

18. Designated Receiving Facility Owner or Operator: Certification of receipt of materials covered by the bill of lading except as noted in Item 17a

Printed/Typed Name: Kaline Davis Signature: [signature] Month 6 Day 1 Year 21

COVANTA
Environmental Solutions

Corporate Office
5300 N 33rd St. - Milwaukee, WI 53209
Phone: 800-842-9792 Fax: 414-461-3812

SO203657

BILL OF LADING

1. Shipper ID Number	2. Page 1 of	3. Emergency Response Phone	4. Tracking Number
NCVSQG		(800) 814-1204	CES 139488

SHIPPER

5. Shipper's Name and Mailing Address
Colonial Pipeline Company
14108 Huntersville-Concord Road
Huntersvile North Carolina 28078
Shipper's Phone:

Shipper's Site Address (if different than mailing address)
Colonial Pipeline Company
14108 Huntersville-Concord Road
Huntersvile North Carolina 28078

6. Transporter 1 Company Name: Covanta Environmental Solutions
U.S. EPA ID Number: PAR000043026

7. Transporter 2 Company Name:
U.S. EPA ID Number:

8. Consignee Name and Site Address
Covanta Environmental Solutions LLC
2503 Fayetteville Street
Asheboro NC 27203 (336) 683-0911
Facility's Phone:
U.S. EPA ID Number: NCR000135384

HM	9. Shipping Name and Description	10. Containers No.	10. Containers Type	11. Total Quantity	12. Unit Wt./Vol.	
	1. X NA1993, Combustible liquid, n.o.s., (Contains <10% Gasoline), Comb liq, III, ERG# 128	1	TT	4355	G	PLACARD? YES ☐ NO ☐ None
	2.					PLACARD? YES ☐ NO ☐
	3.					PLACARD? YES ☐ NO ☐
	4.					PLACARD? YES ☐ NO ☐

13. Special Handling Instructions and Additional Information
1 5005955 Petroleum Contact Water CWT: N/A PO#:

Trailer #:
Emergency Response Guide On-bo
Site arrival time
Site departure time
www.covanta.com

14. SHIPPER'S CERTIFICATION: I certify the materials are accurately described.
Shipper's/Offeror's Printed/Typed Name: Adam Harris
Signature:
Month: 6 Day: 1 Year: 21

INT'L

15. International Shipments ☐ Import to U.S. ☐ Export from U.S. Port of entry/exit:
Transporter Signature (for exports only): Date leaving U.S.:

TRANSPORTER

16. Transporter Acknowledgment of Receipt of Materials
Transporter 1 Printed/Typed Name: Bobby Jarrett
Signature:
Month: 6 Day: 1 Year: 21
Transporter 2 Printed/Typed Name:
Signature:
Month: Day: Year:

DESIGNATED CONSIGNEE

17. Discrepancy
17a. Discrepancy Indication Space ☐ Quantity ☐ Type ☐ Residue ☐ Partial Rejection ☐ Full Rejection
Bill of Lading Reference Number:
17b. Alternate Consignee (or Shipper)
U.S. EPA ID Number:
Facility's Phone:
17c. Signature of Alternate Consignee (or Shipper)
Month: Day: Year:

18. Designated Receiving Facility Owner or Operator: Certification of receipt of materials covered by the bill of lading except as noted in Item 17a
Printed/Typed Name: Kaline Davis
Signature:
Month: 6 Day: 1 Year: 21

COVANTA
Environmental Solutions

RD-40 TR-18

Corporate Office
5300 N 33rd St. - Milwaukee, WI 53209
Phone: 800-842-9792 Fax: 414-461-3812

SO202419

BILL OF LADING

1. Shipper ID Number	2. Page 1 of	3. Emergency Response Phone	4. Tracking Number
NCVSQG		(800) 814-1204	CES 139533

SHIPPER

5. Shipper's Name and Mailing Address
Colonial Pipeline Company
14108 Huntersville-Concord Road
Huntersvile North Carolina 28078
Shipper's Phone:

Shipper's Site Address (if different than mailing address)
Colonial Pipeline Company
14108 Huntersville-Concord Road
Huntersvile North Carolina 28078

6. Transporter 1 Company Name: Covanta Environmental Solutions — U.S. EPA ID Number: PAR000043026

7. Transporter 2 Company Name — U.S. EPA ID Number:

8. Consignee Name and Site Address
Covanta Environmental Solutions LLC
2503 Fayetteville Street
Asheboro NC 27203 (336) 683-0911
Facility's Phone:
U.S. EPA ID Number: NCR000135384

HM	9. Shipping Name and Description	10. Containers No.	10. Containers Type	11. Total Quantity	12. Unit Wt./Vol.	
	1. X NA1993, Combustible liquid, n.o.s., (Contains <10% Gasoline), Comb liq, III, ERG# 128	1	TT	5076	G	PLACARD? YES ☐ None ☐
	2.					PLACARD? YES ☐ NO ☐
	3.					PLACARD? YES ☐ NO ☐
	4.					PLACARD? YES ☐ NO ☐

13. Special Handling Instructions and Additional Information

1 5005955 Petroleum Contact Water CWT: N/A PO#:

Trailer # TR-18
Emergency Response Guide Onboard
Site arrival time 6:40 AM
Site departure time 8:45 AM
www.covanta.com

14. SHIPPER'S CERTIFICATION: I certify the materials are accurately described.

Shipper's/Offeror's Printed/Typed Name: Adam Harris — Signature — Month 6 Day 2 Year 21

INT'L

15. International Shipments ☐ Import to U.S. ☐ Export from U.S. Port of entry/exit:
Transporter Signature (for exports only): Date leaving U.S.:

TRANSPORTER

16. Transporter Acknowledgment of Receipt of Materials

Transporter 1 Printed/Typed Name: Bill Johnston — Signature — Month 6 Day 2 Year 21

Transporter 2 Printed/Typed Name — Signature — Month Day Year

DESIGNATED CONSIGNEE

17. Discrepancy

17a. Discrepancy Indication Space ☐ Quantity ☐ Type ☐ Residue ☐ Partial Rejection ☐ Full Rejection

Bill of Lading Reference Number:

17b. Alternate Consignee (or Shipper) — U.S. EPA ID Number
Facility's Phone:

17c. Signature of Alternate Consignee (or Shipper) — Month Day Year

18. Designated Receiving Facility Owner or Operator: Certification of receipt of materials covered by the bill of lading except as noted in Item 17a

Printed/Typed Name: Kaleal Davis — Signature — Month 6 Day 2 Year 21

COVANTA
Environmental Solutions

Corporate Office
5300 N 33rd St. - Milwaukee, WI 53209
Phone: 800-842-9792 Fax: 414-461-3812

SO203955

BILL OF LADING	1. Shipper ID Number	2. Page 1 of	3. Emergency Response Phone	4. Tracking Number
	NCVSQG		(800) 814-1204	CES 139508

SHIPPER

5. Shipper's Name and Mailing Address
Colonial Pipeline Company
14108 Huntersville-Concord Road
Huntersvile North Carolina 28078
Shipper's Phone:

Shipper's Site Address (if different than mailing address)
Colonial Pipeline Company
14108 Huntersville-Concord Road
Huntersvile North Carolina 28078

6. Transporter 1 Company Name: Covanta Environmental Solutions — U.S. EPA ID Number: PAR000043026

7. Transporter 2 Company Name — U.S. EPA ID Number:

8. Consignee Name and Site Address
Covanta Environmental Solutions LLC
2503 Fayetteville Street
Asheboro NC 27203 (336) 683-0911
Facility's Phone:

U.S. EPA ID Number: NCR000135384

HM	9. Shipping Name and Description	10. Containers No.	10. Containers Type	11. Total Quantity	12. Unit Wt./Vol.	
	1. X NA1993, Combustible liquid, n.o.s., (Contains <10% Gasoline), Comb liq, III, ERG# 128	1	TT	5125	G	PLACARD? YES ☐ NO None ☐
	2.					PLACARD? YES ☐ NO ☐
	3.					PLACARD? YES ☐ NO ☐
	4.					PLACARD? YES ☐ NO ☐

13. Special Handling Instructions and Additional Information
1 5005955 Petroleum Contact Water CWT: N/A PO#:

Trailer #_____
Emergency Response Guide On-board
Site arrival time_____
Site departure time_____
www.covanta.com

14. SHIPPER'S CERTIFICATION: I certify the materials are accurately described.

Shipper's/Offeror's Printed/Typed Name: Danny Webster — Signature — Month 6 Day 2 Year 21

INT'L

15. International Shipments ☐ Import to U.S. ☐ Export from U.S. Port of entry/exit:
Transporter Signature (for exports only): Date leaving U.S.:

TRANSPORTER

16. Transporter Acknowledgment of Receipt of Materials

Transporter 1 Printed/Typed Name: Bobby Jarrett — Signature — Month 6 Day 2 Year 21

Transporter 2 Printed/Typed Name — Signature — Month Day Year

DESIGNATED CONSIGNEE

17. Discrepancy

17a. Discrepancy Indication Space ☐ Quantity ☐ Type ☐ Residue ☐ Partial Rejection ☐ Full Rejection

Bill of Lading Reference Number:

17b. Alternate Consignee (or Shipper) — U.S. EPA ID Number
Facility's Phone:

17c. Signature of Alternate Consignee (or Shipper) — Month Day Year

18. Designated Receiving Facility Owner or Operator: Certification of receipt of materials covered by the bill of lading except as noted in Item 17a

Printed/Typed Name: Kaline Davis — Signature — Month 6 Day 2 Year 21

COVANTA
Environmental Solutions

RD-40 TR-18

Corporate Office
5300 N 33rd St. - Milwaukee, WI 53209
Phone: 800-842-9792 Fax: 414-461-3812

SO203952

BILL OF LADING	1. Shipper ID Number	2. Page 1 of	3. Emergency Response Phone	4. Tracking Number
	NCVSQG		(800) 814-1204	CES 139507

5. Shipper's Name and Mailing Address
Colonial Pipeline Company
14108 Huntersville-Concord Road
Huntersvile North Carolina 28078
Shipper's Phone:

Shipper's Site Address (if different than mailing address)
Colonial Pipeline Company
14108 Huntersville-Concord Road
Huntersvile North Carolina 28078

6. Transporter 1 Company Name
Covanta Environmental Solutions
U.S. EPA ID Number
PAR000043026

7. Transporter 2 Company Name
U.S. EPA ID Number

8. Consignee Name and Site Address
Covanta Environmental Solutions LLC
2503 Fayetteville Street
Asheboro NC 27203 (336) 683-0911
Facility's Phone:
U.S. EPA ID Number
NCR000135384

HM	9. Shipping Name and Description	10. Containers No.	10. Containers Type	11. Total Quantity	12. Unit Wt./Vol.	
	1. X NA1993, Combustible liquid, n.o.s., (Contains <10% Gasoline), Comb liq, III, ERG# 128	1	TT	5076	G	PLACARD? YES ☐ NO ☐ None
	2.					PLACARD? YES ☐ NO ☐
	3.					PLACARD? YES ☐ NO ☐
	4.					PLACARD? YES ☐ NO ☐

13. Special Handling Instructions and Additional Information
1 5005955 Petroleum Contact Water CWT: N/A PO#:

Trailer # TR-18
Emergency Response Guidebook
Site arrival time 12:20 PM
Site departure time 1:00 PM
www.covanta.com

14. SHIPPER'S CERTIFICATION: I certify the materials are accurately described.
Shipper's/Offeror's Printed/Typed Name: Adam Adams
Signature
Month 6 Day 2 Year 21

INT'L
15. International Shipments ☐ Import to U.S. ☐ Export from U.S. Port of entry/exit:
Transporter Signature (for exports only): Date leaving U.S.:

TRANSPORTER
16. Transporter Acknowledgment of Receipt of Materials
Transporter 1 Printed/Typed Name: Bill Johnston
Signature: Bill Johnston
Month 6 Day 2 Year 21
Transporter 2 Printed/Typed Name
Signature
Month Day Year

DESIGNATED CONSIGNEE
17. Discrepancy
17a. Discrepancy Indication Space ☐ Quantity ☐ Type ☐ Residue ☐ Partial Rejection ☐ Full Rejection
Bill of Lading Reference Number:
17b. Alternate Consignee (or Shipper)
U.S. EPA ID Number
Facility's Phone:
17c. Signature of Alternate Consignee (or Shipper)
Month Day Year

18. Designated Receiving Facility Owner or Operator: Certification of receipt of materials covered by the bill of lading except as noted in Item 17a
Printed/Typed Name: Katlene Davis
Signature
Month 6 Day 2 Year 21

COVANTA
Environmental Solutions

Corporate Office
5300 N 33rd St. - Milwaukee, WI 53209
Phone: 800-842-9792 Fax: 414-461-3812

BILL OF LADING	1. Shipper ID Number	2. Page 1 of	3. Emergency Response Phone	4. Tracking Number
	NCVSQG		SQ202420 (800) 814-1204	CES 139534

SHIPPER

5. Shipper's Name and Mailing Address
Colonial Pipeline Company
14108 Huntersville-Concord Road
Huntersvile North Carolina 28078
Shipper's Phone:

Shipper's Site Address (if different than mailing address)
Colonial Pipeline Company
14108 Huntersville-Concord Road
Huntersvile North Carolina 28078

6. Transporter 1 Company Name: Covanta Environmental Solutions — U.S. EPA ID Number: PAR000043026

7. Transporter 2 Company Name — U.S. EPA ID Number

8. Consignee Name and Site Address
Covanta Environmental Solutions LLC
2503 Fayetteville Street
Asheboro NC 27203 (336) 683-0911
Facility's Phone:
U.S. EPA ID Number: NCR000135384

HM	9. Shipping Name and Description	10. Containers No.	10. Containers Type	11. Total Quantity	12. Unit Wt./Vol.	
	1. X NA1993, Combustible liquid, n.o.s., (Contains <10% Gasoline), Comb liq, III, ERG# 128	1	TT	4870 G		PLACARD? YES ☐ NO ☐ None
	2.					PLACARD? YES ☐ NO ☐
	3.					PLACARD? YES ☐ NO ☐
	4.					PLACARD? YES ☐ NO ☐

13. Special Handling Instructions and Additional Information
1 5005955 Petroleum Contact Water CWT: N/A PO#:

Trailer #_____
Emergency Response Guide On-board
Site arrival time_____
Site departure time_____
www.covanta.com

14. SHIPPER'S CERTIFICATION: I certify the materials are accurately described.
Shipper's/Offeror's Printed/Typed Name: Adam Harris — Signature — Month 6 Day 2 Year 21

INT'L

15. International Shipments ☐ Import to U.S. ☐ Export from U.S. Port of entry/exit:
Transporter Signature (for exports only): Date leaving U.S.:

TRANSPORTER

16. Transporter Acknowledgment of Receipt of Materials
Transporter 1 Printed/Typed Name: Bobby Starnes — Signature — Month 6 Day 2 Year 21
Transporter 2 Printed/Typed Name — Signature — Month Day Year

DESIGNATED CONSIGNEE

17. Discrepancy
17a. Discrepancy Indication Space ☐ Quantity ☐ Type ☐ Residue ☐ Partial Rejection ☐ Full Rejection
Bill of Lading Reference Number:

17b. Alternate Consignee (or Shipper) — U.S. EPA ID Number
Facility's Phone:

17c. Signature of Alternate Consignee (or Shipper) — Month Day Year

18. Designated Receiving Facility Owner or Operator: Certification of receipt of materials covered by the bill of lading except as noted in Item 17a
Printed/Typed Name: KalineDavis — Signature — Month 6 Day 2 Year 21

COVANTA
Environmental Solutions

SO204154

Corporate Office
5300 N 33rd St. - Milwaukee, WI 53209
Phone: 800-842-9792 Fax: 414-461-3812

BILL OF LADING

1. Shipper ID Number	2. Page 1 of	3. Emergency Response Phone	4. Tracking Number
NCVSQG		(800) 814-1204	CES 139518

5. Shipper's Name and Mailing Address
Colonial Pipeline Company
14108 Huntersville-Concord Road
Huntersvile North Carolina 28078
Shipper's Phone:

Shipper's Site Address (if different than mailing address)
Colonial Pipeline Company
14108 Huntersville-Concord Road
Huntersvile North Carolina 28078

6. Transporter 1 Company Name: Covanta Environmental Solutions — U.S. EPA ID Number: PAR000043026

7. Transporter 2 Company Name — U.S. EPA ID Number:

8. Consignee Name and Site Address
Covanta Environmental Solutions LLC
2503 Fayetteville Street
Asheboro NC 27203 (336) 683-0911
Facility's Phone:

U.S. EPA ID Number: NCR000135384

SHIPPER

HM	9. Shipping Name and Description	10. Containers No.	10. Containers Type	11. Total Quantity	12. Unit Wt./Vol.	
X	1. NA1993, Combustible liquid, n.o.s., (Contains <10% Gasoline), Comb liq, III, ERG# 128	1	TT	5125	G	PLACARD? None YES ☐ NO ☐
	2.					PLACARD? YES ☐ NO ☐
	3.					PLACARD? YES ☐ NO ☐
	4.					PLACARD? YES ☐ NO ☐

13. Special Handling Instructions and Additional Information
1 5005955 Petroleum Contact Water CWT: N/A PO#:

Trailer #_____
Emergency Response Guide On-board
Site arrival time _____
Site departure time _____
www.covanta.com

14. SHIPPER'S CERTIFICATION: I certify the materials are accurately described.
Shipper's/Offeror's Printed/Typed Name: [illegible] — Signature: [signature] — Month 6 Day 3 Year 21

INT'L

15. International Shipments ☐ Import to U.S. ☐ Export from U.S. Port of entry/exit: _____
Transporter Signature (for exports only): Date leaving U.S.:

TRANSPORTER

16. Transporter Acknowledgment of Receipt of Materials
Transporter 1 Printed/Typed Name: Bobby Jarrett — Signature: [signature] — Month Day Year
Transporter 2 Printed/Typed Name — Signature — Month 6 Day 3 Year 21

DESIGNATED CONSIGNEE

17. Discrepancy
17a. Discrepancy Indication Space ☐ Quantity ☐ Type ☐ Residue ☐ Partial Rejection ☐ Full Rejection
Bill of Lading Reference Number:
17b. Alternate Consignee (or Shipper) — U.S. EPA ID Number
Facility's Phone:
17c. Signature of Alternate Consignee (or Shipper) — Month Day Year

18. Designated Receiving Facility Owner or Operator: Certification of receipt of materials covered by the bill of lading except as noted in Item 17a
Printed/Typed Name: Kaline Davis — Signature: [signature] — Month 6 Day 3 Year 21

COVANTA
Environmental Solutions

RD-40 TR-18

SO204151

Corporate Office
5300 N 33rd St. - Milwaukee, WI 53209
Phone: 800-842-9792 Fax: 414-461-3812

BILL OF LADING

1. Shipper ID Number	2. Page 1 of	3. Emergency Response Phone	4. Tracking Number
NCVSQG		(800) 814-1204	CES 139516

SHIPPER

5. Shipper's Name and Mailing Address
Colonial Pipeline Company
14108 Huntersville-Concord Road
Huntersvile North Carolina 28078
Shipper's Phone:

Shipper's Site Address (if different than mailing address)
Colonial Pipeline Company
14108 Huntersville-Concord Road
Huntersvile North Carolina 28078

6. Transporter 1 Company Name: Covanta Environmental Solutions — U.S. EPA ID Number: PAR000043026

7. Transporter 2 Company Name — U.S. EPA ID Number:

8. Consignee Name and Site Address
Covanta Environmental Solutions LLC
2503 Fayetteville Street
Asheboro NC 27203 (336) 683-0911
Facility's Phone:
U.S. EPA ID Number: NCR000135384

HM	9. Shipping Name and Description	10. Containers No.	10. Containers Type	11. Total Quantity	12. Unit Wt./Vol.	
X	1. NA1993, Combustible liquid, n.o.s., (Contains <10% Gasoline), Comb liq, III, ERG# 128	1	TT	4863	G	PLACARD? YES ☐ None NO ☐
	2.					PLACARD? YES ☐ NO ☐
	3.					PLACARD? YES ☐ NO ☐
	4.					PLACARD? YES ☐ NO ☐

13. Special Handling Instructions and Additional Information
1 5005955 Petroleum Contact Water CWT: N/A PO#:

Trailer # TR-18
Emergency Response Guide On Board
Site arrival time 6:45 AM
Site departure time 10:15 AM
www.covanta.com

14. SHIPPER'S CERTIFICATION: I certify the materials are accurately described.
Shipper's/Offeror's Printed/Typed Name: Nolan Harris — Signature — Month 6 Day 3 Year 21

INT'L
15. International Shipments ☐ Import to U.S. ☐ Export from U.S. Port of entry/exit:
Transporter Signature (for exports only): Date leaving U.S.:

TRANSPORTER
16. Transporter Acknowledgment of Receipt of Materials
Transporter 1 Printed/Typed Name: Bill Johnston — Signature — Month 6 Day 3 Year 21
Transporter 2 Printed/Typed Name — Signature — Month Day Year

DESIGNATED CONSIGNEE
17. Discrepancy
17a. Discrepancy Indication Space ☐ Quantity ☐ Type ☐ Residue ☐ Partial Rejection ☐ Full Rejection
Bill of Lading Reference Number:
17b. Alternate Consignee (or Shipper) — U.S. EPA ID Number
Facility's Phone:
17c. Signature of Alternate Consignee (or Shipper) — Month Day Year

18. Designated Receiving Facility Owner or Operator: Certification of receipt of materials covered by the bill of lading except as noted in Item 17a
Printed/Typed Name: Kalene Davis — Signature — Month 6 Day 3 Year 21

COVANTA
Environmental Solutions

Corporate Office
5300 N 33rd St. - Milwaukee, WI 53209
Phone: 800-842-9792 Fax: 414-461-3812

SO204156

BILL OF LADING	1. Shipper ID Number	2. Page 1 of	3. Emergency Response Phone	4. Tracking Number
	NCVSQG		(800) 814-1204	CES 139521

5. Shipper's Name and Mailing Address
Colonial Pipeline Company
14108 Huntersville-Concord Road
Huntersvile North Carolina 28078
Shipper's Phone:

Shipper's Site Address (if different than mailing address)
Colonial Pipeline Company
14108 Huntersville-Concord Road
Huntersvile North Carolina 28078

6. Transporter 1 Company Name
Covanta Environmental Solutions
U.S. EPA ID Number
PAR000043026

7. Transporter 2 Company Name
U.S. EPA ID Number

8. Consignee Name and Site Address
Covanta Environmental Solutions LLC
2503 Fayetteville Street
Asheboro NC 27203 (336) 683-0911
Facility's Phone:
U.S. EPA ID Number
NCR000135384

HM	9. Shipping Name and Description	10. Containers No.	10. Containers Type	11. Total Quantity	12. Unit Wt./Vol.	
X	1. NA1993, Combustible liquid, n.o.s., (Contains <10% Gasoline), Comb liq, III, ERG# 128	1	JT	5725	G	PLACARD? None YES ☐ NO ☐
	2.					PLACARD? YES ☐ NO ☐
	3.					PLACARD? YES ☐ NO ☐
	4.					PLACARD? YES ☐ NO ☐

13. Special Handling Instructions and Additional Information
1 5005955 Petroleum Contact Water CWT: N/A PO#:

Trailer #____
Emergency Response Guide On-board
Site arrival time ____
Site departure time ____
www.covanta.com

14. SHIPPER'S CERTIFICATION: I certify the materials are accurately described.
Shipper's/Offeror's Printed/Typed Name: Adam Peterson
Signature
Month 6 Day 3 Year 21

15. International Shipments ☐ Import to U.S. ☐ Export from U.S. Port of entry/exit:
Transporter Signature (for exports only): Date leaving U.S.:

16. Transporter Acknowledgment of Receipt of Materials
Transporter 1 Printed/Typed Name: Bobby Jarrett
Signature
Month 6 Day 3 Year 21
Transporter 2 Printed/Typed Name
Signature
Month Day Year

17. Discrepancy
17a. Discrepancy Indication Space ☐ Quantity ☐ Type ☐ Residue ☐ Partial Rejection ☐ Full Rejection
Bill of Lading Reference Number:
17b. Alternate Consignee (or Shipper)
U.S. EPA ID Number
Facility's Phone:
17c. Signature of Alternate Consignee (or Shipper)
Month Day Year

18. Designated Receiving Facility Owner or Operator: Certification of receipt of materials covered by the bill of lading except as noted in Item 17a
Printed/Typed Name: Kaline Davis
Signature
Month 6 Day 3 Year 21

SHIPPER | INT'L | TRANSPORTER | DESIGNATED CONSIGNEE

COVANTA
Environmental Solutions

RD-40 TR-18

SO204152

Corporate Office
5300 N 33rd St. - Milwaukee, WI 53209
Phone: 800-842-9792 Fax: 414-461-3812

BILL OF LADING

1. Shipper ID Number	2. Page 1 of	3. Emergency Response Phone	4. Tracking Number
NCVSQG		(800) 814-1204	CES 139519

SHIPPER

5. Shipper's Name and Mailing Address
Colonial Pipeline Company
14108 Huntersville-Concord Road
Huntersvile North Carolina 28078
Shipper's Phone:

Shipper's Site Address (if different than mailing address)
Colonial Pipeline Company
14108 Huntersville-Concord Road
Huntersvile North Carolina 28078

6. Transporter 1 Company Name: Covanta Environmental Solutions — U.S. EPA ID Number: PAR000043026

7. Transporter 2 Company Name — U.S. EPA ID Number:

8. Consignee Name and Site Address
Covanta Environmental Solutions LLC
2503 Fayetteville Street
Asheboro NC 27203 (336) 683-0911
Facility's Phone:

U.S. EPA ID Number: NCR000135384

HM	9. Shipping Name and Description	10. Containers No.	10. Containers Type	11. Total Quantity	12. Unit Wt./Vol.	
X	1. NA1993, Combustible liquid, n.o.s., (Contains <10% Gasoline), Comb liq, III, ERG# 128	1	TT	5076	G	PLACARD? None YES ☐ NO ☐
	2.					PLACARD? YES ☐ NO ☐
	3.					PLACARD? YES ☐ NO ☐
	4.					PLACARD? YES ☐ NO ☐

13. Special Handling Instructions and Additional Information
1 5005955 Petroleum Contact Water CWT: N/A PO#:

Trailer # TR-18
Emergency Response Guide Placard
Site arrival time 1:50 PM
Site departure time 2:40 PM
www.covanta.com

14. SHIPPER'S CERTIFICATION: I certify the materials are accurately described.
Shipper's/Offeror's Printed/Typed Name: Adam Davis — Signature — Month 6 Day 3 Year 21

INT'L
15. International Shipments ☐ Import to U.S. ☐ Export from U.S. Port of entry/exit:
Transporter Signature (for exports only): Date leaving U.S.:

TRANSPORTER
16. Transporter Acknowledgment of Receipt of Materials
Transporter 1 Printed/Typed Name: Bill Johnston — Signature — Month 6 Day 3 Year 21
Transporter 2 Printed/Typed Name — Signature — Month Day Year

DESIGNATED CONSIGNEE
17. Discrepancy
17a. Discrepancy Indication Space ☐ Quantity ☐ Type ☐ Residue ☐ Partial Rejection ☐ Full Rejection
Bill of Lading Reference Number:
17b. Alternate Consignee (or Shipper) — U.S. EPA ID Number
Facility's Phone:
17c. Signature of Alternate Consignee (or Shipper) — Month Day Year

18. Designated Receiving Facility Owner or Operator: Certification of receipt of materials covered by the bill of lading except as noted in Item 17a
Printed/Typed Name: Katina Davis — Signature — Month 6 Day 3 Year 21

COVANTA
Environmental Solutions

RD-40 TR-18

SO204157

Corporate Office
5300 N 33rd St. - Milwaukee, WI 53209
Phone: 800-842-9792 Fax: 414-461-3812

BILL OF LADING

1. Shipper ID Number	2. Page 1 of	3. Emergency Response Phone	4. Tracking Number
NCVSQG		(800) 814-1204	CES 139504

5. Shipper's Name and Mailing Address
Colonial Pipeline Company
14108 Huntersville-Concord Road
Huntersvile North Carolina 28078
Shipper's Phone:

Shipper's Site Address (if different than mailing address)
Colonial Pipeline Company
14108 Huntersville-Concord Road
Huntersvile North Carolina 28078

6. Transporter 1 Company Name
Covanta Environmental Solutions
U.S. EPA ID Number: PAR000043026

7. Transporter 2 Company Name
U.S. EPA ID Number:

8. Consignee Name and Site Address
Covanta Environmental Solutions LLC
2503 Fayetteville Street
Asheboro NC 27203 (336) 683-0911
Facility's Phone:
U.S. EPA ID Number: NCR000135384

HM	9. Shipping Name and Description	10. Containers No.	10. Containers Type	11. Total Quantity	12. Unit Wt./Vol.	
X	1. NA1993, Combustible liquid, n.o.s., (Contains <10% Gasoline), Comb liq, III, ERG# 128	1	TT	5076	G	PLACARD? YES ☐ NO ☐ None
	2.					PLACARD? YES ☐ NO ☐
	3.					PLACARD? YES ☐ NO ☐
	4.					PLACARD? YES ☐ NO ☐

13. Special Handling Instructions and Additional Information
1 5005955 Petroleum Contact Water CWT: N/A PO#:

Trailer # TR-18
Emergency Response Guide On-board
Site arrival time 6:40 am
Site departure time 9:10
www.covanta.com

14. SHIPPER'S CERTIFICATION: I certify the materials are accurately described.
Shipper's/Offeror's Printed/Typed Name: Adam Harris
Signature:
Month 6 Day 4 Year 21

INT'L
15. International Shipments ☐ Import to U.S. ☐ Export from U.S. Port of entry/exit:
Transporter Signature (for exports only): Date leaving U.S.:

TRANSPORTER
16. Transporter Acknowledgment of Receipt of Materials
Transporter 1 Printed/Typed Name: Bill Johnston
Signature: Bill Johnston
Month 6 Day 4 Year 21
Transporter 2 Printed/Typed Name:
Signature:
Month Day Year

DESIGNATED CONSIGNEE
17. Discrepancy
17a. Discrepancy Indication Space ☐ Quantity ☐ Type ☐ Residue ☐ Partial Rejection ☐ Full Rejection
Bill of Lading Reference Number:
17b. Alternate Consignee (or Shipper)
U.S. EPA ID Number:
Facility's Phone:
17c. Signature of Alternate Consignee (or Shipper)
Month Day Year

18. Designated Receiving Facility Owner or Operator: Certification of receipt of materials covered by the bill of lading except as noted in Item 17a
Printed/Typed Name: Kaleb Davis
Signature:
Month 6 Day 4 Year 21

SHIPPER

COVANTA
Environmental Solutions

Corporate Office
5300 N 33rd St. - Milwaukee, WI 53209
Phone: 800-842-9792 Fax: 414-461-3812

SO204161

BILL OF LADING	1. Shipper ID Number	2. Page 1 of	3. Emergency Response Phone	4. Tracking Number
	NCVSQG		(800) 814-1204	CES 139501

SHIPPER

5. Shipper's Name and Mailing Address
Colonial Pipeline Company
14108 Huntersville-Concord Road
Huntersvile North Carolina 28078
Shipper's Phone:

Shipper's Site Address (if different than mailing address)
Colonial Pipeline Company
14108 Huntersville-Concord Road
Huntersvile North Carolina 28078

6. Transporter 1 Company Name
Covanta Environmental Solutions
U.S. EPA ID Number
PAR000043026

7. Transporter 2 Company Name
U.S. EPA ID Number

8. Consignee Name and Site Address
Covanta Environmental Solutions LLC
2503 Fayetteville Street
Asheboro NC 27203 (336) 683-0911
Facility's Phone:
U.S. EPA ID Number
NCR000135384

HM	9. Shipping Name and Description	10. Containers No.	10. Containers Type	11. Total Quantity	12. Unit Wt./Vol.	
X	1. NA1993, Combustible liquid, n.o.s., (Contains <10% Gasoline), Comb liq, III, ERG# 128	1	TT	3973 3000	G	PLACARD? YES ☒ None NO ☐
	2.					PLACARD? YES ☐ NO ☐
	3.					PLACARD? YES ☐ NO ☐
	4.					PLACARD? YES ☐ NO ☐

13. Special Handling Instructions and Additional Information
1 5005955 Petroleum Contact Water CWT: N/A PO#:

Trailer #:____
Emergency Response Guide On-board
Site arrival time:____
Site departure time:____
www.covanta.com

14. SHIPPER'S CERTIFICATION: I certify the materials are accurately described.
Shipper's/Offeror's Printed/Typed Name: Danny Worden
Signature:
Month: 04 Day: 4 Year: 21

INT'L

15. International Shipments ☐ Import to U.S. ☐ Export from U.S. Port of entry/exit:
Transporter Signature (for exports only): Date leaving U.S.:

TRANSPORTER

16. Transporter Acknowledgment of Receipt of Materials
Transporter 1 Printed/Typed Name: Bobby Jarrett
Signature:
Month: 04 Day: 4 Year: 21
Transporter 2 Printed/Typed Name:
Signature:
Month: Day: Year:

DESIGNATED CONSIGNEE

17. Discrepancy
17a. Discrepancy Indication Space ☐ Quantity ☐ Type ☐ Residue ☐ Partial Rejection ☐ Full Rejection
Bill of Lading Reference Number:
17b. Alternate Consignee (or Shipper)
U.S. EPA ID Number
Facility's Phone:
17c. Signature of Alternate Consignee (or Shipper)
Month: Day: Year:

18. Designated Receiving Facility Owner or Operator: Certification of receipt of materials covered by the bill of lading except as noted in Item 17a
Printed/Typed Name: Kaline Davis
Signature:
Month: 04 Day: 4 Year: 21

COVANTA
Environmental Solutions

RD-40 TR-18

SO204158

Corporate Office
5300 N 33rd St. - Milwaukee, WI 53209
Phone: 800-842-9792 Fax: 414-461-3812

BILL OF LADING

1. Shipper ID Number	2. Page 1 of	3. Emergency Response Phone	4. Tracking Number
NCVSQG		(800) 814-1204	CES 139503

SHIPPER

5. Shipper's Name and Mailing Address
Colonial Pipeline Company
14108 Huntersville-Concord Road
Huntersvile North Carolina 28078
Shipper's Phone:

Shipper's Site Address (if different than mailing address)
Colonial Pipeline Company
14108 Huntersville-Concord Road
Huntersvile North Carolina 28078

6. Transporter 1 Company Name: Covanta Environmental Solutions — U.S. EPA ID Number: PAR000043026

7. Transporter 2 Company Name — U.S. EPA ID Number:

8. Consignee Name and Site Address
Covanta Environmental Solutions LLC
2503 Fayetteville Street
Asheboro NC 27203 (336) 683-0911
Facility's Phone:

U.S. EPA ID Number: NCR000135384

HM	9. Shipping Name and Description	10. Containers No.	10. Containers Type	11. Total Quantity	12. Unit Wt./Vol.	
	1. X NA1993, Combustible liquid, n.o.s., (Contains <10% Gasoline), Comb liq, III, ERG# 128	1	TT	5076	G	PLACARD? YES ☐ NO ☐ None
	2.					PLACARD? YES ☐ NO ☐
	3.					PLACARD? YES ☐ NO ☐
	4.					PLACARD? YES ☐ NO ☐

13. Special Handling Instructions and Additional Information
1 5005955 Petroleum Contact Water CWT: N/A PO#:

Trailer # TR-18
Emergency Response Guide On Board
Site arrival time 12:30 PM
Site departure time 1:30 PM
www.covanta.com

14. SHIPPER'S CERTIFICATION: I certify the materials are accurately described.

Shipper's/Offeror's Printed/Typed Name: Tommy Wooten — Signature — Month 6 Day 4 Year 21

INT'L

15. International Shipments ☐ Import to U.S. ☐ Export from U.S. Port of entry/exit:
Transporter Signature (for exports only): Date leaving U.S.:

TRANSPORTER

16. Transporter Acknowledgment of Receipt of Materials

Transporter 1 Printed/Typed Name: Bill Johnston — Signature — Month 6 Day 4 Year 21

Transporter 2 Printed/Typed Name — Signature — Month Day Year

DESIGNATED CONSIGNEE

17. Discrepancy

17a. Discrepancy Indication Space ☐ Quantity ☐ Type ☐ Residue ☐ Partial Rejection ☐ Full Rejection

Bill of Lading Reference Number:

17b. Alternate Consignee (or Shipper) — U.S. EPA ID Number
Facility's Phone:

17c. Signature of Alternate Consignee (or Shipper) — Month Day Year

18. Designated Receiving Facility Owner or Operator: Certification of receipt of materials covered by the bill of lading except as noted in Item 17a

Printed/Typed Name: Kalin Davis — Signature — Month 6 Day 4 Year 21

COVANTA
Environmental Solutions

Corporate Office
5300 N 33rd St. - Milwaukee, WI 53209
Phone: 800-842-9792 Fax: 414-461-3812

SO204160

BILL OF LADING

1. Shipper ID Number	2. Page 1 of	3. Emergency Response Phone	4. Tracking Number
NCVSQG		(800) 814-1204	CES 139502

SHIPPER

5. Shipper's Name and Mailing Address
Colonial Pipeline Company
14108 Huntersville-Concord Road
Huntersvile North Carolina 28078
Shipper's Phone:

Shipper's Site Address (if different than mailing address)
Colonial Pipeline Company
14108 Huntersville-Concord Road
Huntersvile North Carolina 28078

6. Transporter 1 Company Name
Covanta Environmental Solutions
U.S. EPA ID Number: PAR000043026

7. Transporter 2 Company Name
U.S. EPA ID Number:

8. Consignee Name and Site Address
Covanta Environmental Solutions LLC
2503 Fayetteville Street
Asheboro NC 27203 (336) 683-0911
Facility's Phone:
U.S. EPA ID Number: NCR000135384

HM	9. Shipping Name and Description	10. Containers No.	10. Containers Type	11. Total Quantity	12. Unit Wt./Vol.	
	1. X NA1993, Combustible liquid, n.o.s., (Contains <10% Gasoline), Comb liq, III, ERG# 128	1	FT	5125	G	PLACARD? None YES ☐ NO ☐
	2.					PLACARD? YES ☐ NO ☐
	3.					PLACARD? YES ☐ NO ☐
	4.					PLACARD? YES ☐ NO ☐

13. Special Handling Instructions and Additional Information
1 5005955 Petroleum Contact Water CWT: N/A PO#:

Trailer #_____
Emergency Response Guide On-board
Site arrival time _____
Site departure time _____
www.covanta.com

14. SHIPPER'S CERTIFICATION: I certify the materials are accurately described.
Shipper's Offeror's Printed/Typed Name: Adam Harris
Signature:
Month: 04 Day: 4 Year: 21

INT'L
15. International Shipments ☐ Import to U.S. ☐ Export from U.S. Port of entry/exit:
Transporter Signature (for exports only): Date leaving U.S.:

TRANSPORTER
16. Transporter Acknowledgment of Receipt of Materials
Transporter 1 Printed/Typed Name: Bobby Jarrett
Signature:
Month: 04 Day: 4 Year: 21
Transporter 2 Printed/Typed Name:
Signature:
Month: Day: Year:

DESIGNATED CONSIGNEE
17. Discrepancy
17a. Discrepancy Indication Space ☐ Quantity ☐ Type ☐ Residue ☐ Partial Rejection ☐ Full Rejection
Bill of Lading Reference Number:
17b. Alternate Consignee (or Shipper)
U.S. EPA ID Number:
Facility's Phone:
17c. Signature of Alternate Consignee (or Shipper)
Month: Day: Year:

18. Designated Receiving Facility Owner or Operator: Certification of receipt of materials covered by the bill of lading except as noted in Item 17a
Printed/Typed Name: Katina Davis
Signature:
Month: 04 Day: 4 Year: 21

COVANTA
Environmental Solutions

Corporate Office
5300 N 33rd St. - Milwaukee, WI 53209
Phone: 800-842-9792 Fax: 414-461-3812

SO204620

BILL OF LADING

1. Shipper ID Number	2. Page 1 of	3. Emergency Response Phone	4. Tracking Number
NCVSQG		(800) 814-1204	CES 139550

SHIPPER

5. Shipper's Name and Mailing Address
Colonial Pipeline Company
14108 Huntersville-Concord Road
Huntersvile North Carolina 28078
Shipper's Phone:

Shipper's Site Address (if different than mailing address)
Colonial Pipeline Company
14108 Huntersville-Concord Road
Huntersvile North Carolina 28078

6. Transporter 1 Company Name: Covanta Environmental Solutions — U.S. EPA ID Number: PAR000043026

7. Transporter 2 Company Name — U.S. EPA ID Number:

8. Consignee Name and Site Address
Covanta Environmental Solutions LLC
2503 Fayetteville Street
Asheboro NC 27203 (336) 683-0911
Facility's Phone:
U.S. EPA ID Number: NCR000135384

HM	9. Shipping Name and Description	10. Containers No.	10. Containers Type	11. Total Quantity	12. Unit Wt./Vol.	
X	1. NA1993, Combustible liquid, n.o.s., (Contains <10% Gasoline), Comb liq, III, ERG# 128	1	TT	5,125	G	PLACARD? YES ☐ NO ☐ None
	2.					PLACARD? YES ☐ NO ☐
	3.					PLACARD? YES ☐ NO ☐
	4.					PLACARD? YES ☐ NO ☐

13. Special Handling Instructions and Additional Information
1 5005955 Petroleum Contact Water CWT: N/A PO#:

Trailer #_____
Emergency Response Guide On-board
Site arrival time _____
Site departure time _____
www.covanta.com

14. SHIPPER'S CERTIFICATION: I certify the materials are accurately described.
Shipper's/Offeror's Printed/Typed Name: Deric Reapes For Adam Harris — Signature — Month 6 Day 5 Year 21

INT'L

15. International Shipments ☐ Import to U.S. ☐ Export from U.S. Port of entry/exit: _____
Transporter Signature (for exports only): Date leaving U.S.:

TRANSPORTER

16. Transporter Acknowledgment of Receipt of Materials
Transporter 1 Printed/Typed Name: Jose Henriquez — Signature — Month 6 Day 5 Year 21
Transporter 2 Printed/Typed Name — Signature — Month Day Year

DESIGNATED CONSIGNEE

17. Discrepancy
17a. Discrepancy Indication Space ☐ Quantity ☐ Type ☐ Residue ☐ Partial Rejection ☐ Full Rejection
Bill of Lading Reference Number:
17b. Alternate Consignee (or Shipper) — U.S. EPA ID Number
Facility's Phone:
17c. Signature of Alternate Consignee (or Shipper) — Month Day Year

18. Designated Receiving Facility Owner or Operator: Certification of receipt of materials covered by the bill of lading except as noted in Item 17a
Printed/Typed Name — Signature — Month 6 Day 5 Year 21

COVANTA
Environmental Solutions

Corporate Office
5300 N 33rd St. - Milwaukee, WI 53209
Phone: 800-842-9792 Fax: 414-461-3812

SO204616

BILL OF LADING	1. Shipper ID Number	2. Page 1 of	3. Emergency Response Phone	4. Tracking Number
	NCVSQG		(800) 814-1204	CES 139553

SHIPPER

5. Shipper's Name and Mailing Address
Colonial Pipeline Company
14108 Huntersville-Concord Road
Huntersvile North Carolina 28078
Shipper's Phone:

Shipper's Site Address (if different than mailing address)
Colonial Pipeline Company
14108 Huntersville-Concord Road
Huntersvile North Carolina 28078

6. Transporter 1 Company Name: Covanta Environmental Solutions — U.S. EPA ID Number: PAR000043026

7. Transporter 2 Company Name — U.S. EPA ID Number:

8. Consignee Name and Site Address
Covanta Environmental Solutions LLC
2503 Fayetteville Street
Asheboro NC 27203 (336) 683-0911
Facility's Phone:

U.S. EPA ID Number: NCR000135384

HM	9. Shipping Name and Description	10. Containers No.	10. Containers Type	11. Total Quantity	12. Unit Wt./Vol.	
	1. X NA1993, Combustible liquid, n.o.s., (Contains <10% Gasoline), Comb liq, III, ERG# 128	1	T/T	5010	gal	PLACARD? YES ☐ NO ☐ Alone
	2.					PLACARD? YES ☐ NO ☐
	3.					PLACARD? YES ☐ NO ☐
	4.					PLACARD? YES ☐ NO ☐

13. Special Handling Instructions and Additional Information
1 5005955 Petroleum Contact Water CWT: N/A PO#:

Trailer #:_____
Emergency Response Guide On-board
Site arrival time _____
Site departure time _____
www.covanta.com

14. SHIPPER'S CERTIFICATION: I certify the materials are accurately described.
Shipper's/Offeror's Printed/Typed Name: Adam Davis — Signature — Month 6 Day 5 Year 24

INT'L

15. International Shipments ☐ Import to U.S. ☐ Export from U.S. Port of entry/exit: _____
Transporter Signature (for exports only): Date leaving U.S.:

TRANSPORTER

16. Transporter Acknowledgment of Receipt of Materials
Transporter 1 Printed/Typed Name: James Green — Signature: James Green — Month 6 Day 5 Year 24
Transporter 2 Printed/Typed Name — Signature — Month Day Year

DESIGNATED CONSIGNEE

17. Discrepancy
17a. Discrepancy Indication Space ☐ Quantity ☐ Type ☐ Residue ☐ Partial Rejection ☐ Full Rejection
Bill of Lading Reference Number:
17b. Alternate Consignee (or Shipper) — U.S. EPA ID Number
Facility's Phone:
17c. Signature of Alternate Consignee (or Shipper) — Month Day Year

18. Designated Receiving Facility Owner or Operator: Certification of receipt of materials covered by the bill of lading except as noted in Item 17a
Printed/Typed Name: Kaline Davis — Signature — Month 6 Day 5 Year 24

COVANTA
Environmental Solutions

RD-40 TR-18

SO204622

Corporate Office
5300 N 33rd St. - Milwaukee, WI 53209
Phone: 800-842-9792 Fax: 414-461-3812

BILL OF LADING

1. Shipper ID Number	2. Page 1 of	3. Emergency Response Phone	4. Tracking Number
NCVSQG		(800) 814-1204	CES 139549

SHIPPER

5. Shipper's Name and Mailing Address
Colonial Pipeline Company
14108 Huntersville-Concord Road
Huntersvile North Carolina 28078
Shipper's Phone:

Shipper's Site Address (if different than mailing address)
Colonial Pipeline Company
14108 Huntersville-Concord Road
Huntersvile North Carolina 28078

6. Transporter 1 Company Name: Covanta Environmental Solutions
U.S. EPA ID Number: PAR000043026

7. Transporter 2 Company Name:
U.S. EPA ID Number:

8. Consignee Name and Site Address
Covanta Environmental Solutions LLC
2503 Fayetteville Street
Asheboro NC 27203 (336) 683-0911
Facility's Phone:
U.S. EPA ID Number: NCR000135384

HM	9. Shipping Name and Description	10. Containers No.	10. Containers Type	11. Total Quantity	12. Unit Wt./Vol.	
	1. X NA1993, Combustible liquid, n.o.s., (Contains <10% Gasoline), Comb liq, III, ERG# 128	1	TT	4863	G	PLACARD? None YES ☐ NO ☐
	2.					PLACARD? YES ☐ NO ☐
	3.					PLACARD? YES ☐ NO ☐
	4.					PLACARD? YES ☐ NO ☐

13. Special Handling Instructions and Additional Information
1 5005955 Petroleum Contact Water CWT: N/A PO#:

Trailer # TR-18
Emergency Response Guide On-board
Site arrival time _____
Site departure time _____
www.covanta.com

14. **SHIPPER'S CERTIFICATION:** I certify the materials are accurately described.
Shipper's/Officer's Printed/Typed Name: Adam Adams
Signature:
Month: 10 Day: 5 Year: 21

INT'L

15. International Shipments ☐ Import to U.S. ☐ Export from U.S. Port of entry/exit:
Transporter Signature (for exports only): Date leaving U.S.:

TRANSPORTER

16. Transporter Acknowledgment of Receipt of Materials
Transporter 1 Printed/Typed Name: Bill Johnston
Signature: Bill Johnston
Month: 10 Day: 5 Year: 21
Transporter 2 Printed/Typed Name:
Signature:
Month: Day: Year:

DESIGNATED CONSIGNEE

17. Discrepancy
17a. Discrepancy Indication Space ☐ Quantity ☐ Type ☐ Residue ☐ Partial Rejection ☐ Full Rejection
Bill of Lading Reference Number:
17b. Alternate Consignee (or Shipper)
U.S. EPA ID Number:
Facility's Phone:
17c. Signature of Alternate Consignee (or Shipper)
Month: Day: Year:

18. Designated Receiving Facility Owner or Operator: Certification of receipt of materials covered by the bill of lading except as noted in Item 17a
Printed/Typed Name:
Signature:
Month: 10 Day: 5 Year: 21

COVANTA
Environmental Solutions

Corporate Office
5300 N 33rd St. - Milwaukee, WI 53209
Phone: 800-842-9792 Fax: 414-461-3812

SO204618

BILL OF LADING	1. Shipper ID Number	2. Page 1 of	3. Emergency Response Phone	4. Tracking Number
	NCVSQG		(800) 814-1204	CES 139551

SHIPPER

5. Shipper's Name and Mailing Address
Colonial Pipeline Company
14108 Huntersville-Concord Road
Huntersvile North Carolina 28078
Shipper's Phone:

Shipper's Site Address (if different than mailing address)
Colonial Pipeline Company
14108 Huntersville-Concord Road
Huntersvile North Carolina 28078

6. Transporter 1 Company Name: Covanta Environmental Solutions — U.S. EPA ID Number: PAR000043026

7. Transporter 2 Company Name — U.S. EPA ID Number:

8. Consignee Name and Site Address
Covanta Environmental Solutions LLC
2503 Fayetteville Street
Asheboro NC 27203 (336) 683-0911
Facility's Phone:

U.S. EPA ID Number: NCR000135384

HM	9. Shipping Name and Description	10. Containers No.	10. Containers Type	11. Total Quantity	12. Unit Wt./Vol.	
	1. X NA1993, Combustible liquid, n.o.s., (Contains <10% Gasoline), Comb liq, III, ERG# 128	1	TT	5,125	G	PLACARD? YES ☐ None NO ☐
	2.					PLACARD? YES ☐ NO ☐
	3.					PLACARD? YES ☐ NO ☐
	4.					PLACARD? YES ☐ NO ☐

13. Special Handling Instructions and Additional Information
1 5005955 Petroleum Contact Water CWT: N/A PO#:

Trailer #:_____
Emergency Response Guide On-board
Site arrival time _____
Site departure time _____
www.covanta.com

14. SHIPPER'S CERTIFICATION: I certify the materials are accurately described.
Shipper's/Offeror's Printed/Typed Name: X Adam Davis — Signature — Month 6 Day 5 Year 21

INT'L
15. International Shipments ☐ Import to U.S. ☐ Export from U.S. Port of entry/exit:
Transporter Signature (for exports only): Date leaving U.S.:

TRANSPORTER
16. Transporter Acknowledgment of Receipt of Materials
Transporter 1 Printed/Typed Name: Jose Henriquez — Signature — Month 6 Day 5 Year 21
Transporter 2 Printed/Typed Name — Signature — Month Day Year

DESIGNATED CONSIGNEE
17. Discrepancy
17a. Discrepancy Indication Space ☐ Quantity ☐ Type ☐ Residue ☐ Partial Rejection ☐ Full Rejection
Bill of Lading Reference Number:
17b. Alternate Consignee (or Shipper) — U.S. EPA ID Number
Facility's Phone:
17c. Signature of Alternate Consignee (or Shipper) — Month Day Year

18. Designated Receiving Facility Owner or Operator: Certification of receipt of materials covered by the bill of lading except as noted in Item 17a
Printed/Typed Name: Kaline Davis — Signature — Month 6 Day 5 Year 21

COVANTA
Environmental Solutions

Corporate Office
5300 N 33rd St. - Milwaukee, WI 53209
Phone: 800-842-9792 Fax: 414-461-3812

SO204623

BILL OF LADING

1. Shipper ID Number	2. Page 1 of	3. Emergency Response Phone	4. Tracking Number
NCVSQG	1	(800) 814-1204	CES 139548

SHIPPER

5. Shipper's Name and Mailing Address
Colonial Pipeline Company
14108 Huntersville-Concord Road
Huntersvile North Carolina 28078
Shipper's Phone:

Shipper's Site Address (if different than mailing address)
Colonial Pipeline Company
14108 Huntersville-Concord Road
Huntersvile North Carolina 28078

6. Transporter 1 Company Name: Covanta Environmental Solutions — U.S. EPA ID Number: PAR000043026

7. Transporter 2 Company Name — U.S. EPA ID Number

8. Consignee Name and Site Address
Covanta Environmental Solutions LLC
2503 Fayetteville Street
Asheboro NC 27203 (336) 683-0911
Facility's Phone:
U.S. EPA ID Number: NCR000135384

HM	9. Shipping Name and Description	10. Containers No.	10. Containers Type	11. Total Quantity	12. Unit Wt./Vol.	
X	1. NA1993, Combustible liquid, n.o.s., (Contains <10% Gasoline), Comb liq, III, ERG# 128	1	TT CM	5019	G	PLACARD? YES ☐ NO ☐ None
	2.					PLACARD? YES ☐ NO ☐
	3.					PLACARD? YES ☐ NO ☐
	4.					PLACARD? YES ☐ NO ☐

13. Special Handling Instructions and Additional Information
1 5005955 Petroleum Contact Water CWT: N/A PO#:

Trailer #_____
Emergency Response Guide On-board
Site arrival time _____
Site departure time _____
www.covanta.com

14. SHIPPER'S CERTIFICATION: I certify the materials are accurately described.
Shipper's/Offeror's Printed/Typed Name: Deric Reager — Signature — Month 6 Day 6 Year 21

INT'L
15. International Shipments ☐ Import to U.S. ☐ Export from U.S. Port of entry/exit:
Transporter Signature (for exports only): Date leaving U.S.:

TRANSPORTER
16. Transporter Acknowledgment of Receipt of Materials
Transporter 1 Printed/Typed Name: CORBY TUCKER — Signature — Month 6 Day 6 Year 21
Transporter 2 Printed/Typed Name — Signature — Month Day Year

DESIGNATED CONSIGNEE
17. Discrepancy
17a. Discrepancy Indication Space ☐ Quantity ☐ Type ☐ Residue ☐ Partial Rejection ☐ Full Rejection
Bill of Lading Reference Number:
17b. Alternate Consignee (or Shipper) — U.S. EPA ID Number
Facility's Phone:
17c. Signature of Alternate Consignee (or Shipper) — Month Day Year

18. Designated Receiving Facility Owner or Operator: Certification of receipt of materials covered by the bill of lading except as noted in Item 17a
Printed/Typed Name: Kalin Davis — Signature — Month Day Year 21

COVANTA
Environmental Solutions

Corporate Office
5300 N 33rd St. - Milwaukee, WI 53209
Phone: 800-842-9792 Fax: 414-461-3812

SO204624

BILL OF LADING	1. Shipper ID Number	2. Page 1 of	3. Emergency Response Phone	4. Tracking Number
	NCVSQG	1	(800) 814-1204	CES 139547

SHIPPER

5. Shipper's Name and Mailing Address
Colonial Pipeline Company
14108 Huntersville-Concord Road
Huntersvile North Carolina 28078
Shipper's Phone:

Shipper's Site Address (if different than mailing address)
Colonial Pipeline Company
14108 Huntersville-Concord Road
Huntersvile North Carolina 28078

6. Transporter 1 Company Name: Covanta Environmental Solutions
U.S. EPA ID Number: PAR000043026

7. Transporter 2 Company Name:
U.S. EPA ID Number:

8. Consignee Name and Site Address
Covanta Environmental Solutions LLC
2503 Fayetteville Street
Asheboro NC 27203 (336) 683-0911
Facility's Phone:
U.S. EPA ID Number: NCR000135384

HM	9. Shipping Name and Description	10. Containers No.	10. Containers Type	11. Total Quantity	12. Unit Wt./Vol.	
X	1. NA1993, Combustible liquid, n.o.s., (Contains <10% Gasoline), Comb liq, III, ERG# 128	1	TT	5019	G	PLACARD? None YES ☐ NO ☐
	2.					PLACARD? YES ☐ NO ☐
	3.					PLACARD? YES ☐ NO ☐
	4.					PLACARD? YES ☐ NO ☐

13. Special Handling Instructions and Additional Information
1 5005955 Petroleum Contact Water CWT: N/A PO#:

Trailer #_____
Emergency Response Guide On-board
Site arrival time _____
Site departure time _____
www.covanta.com

14. SHIPPER'S CERTIFICATION: I certify the materials are accurately described.
Shipper's/Offeror's Printed/Typed Name: X Deric Reaper
Signature:
Month 6 Day 6 Year 21

INT'L
15. International Shipments ☐ Import to U.S. ☐ Export from U.S. Port of entry/exit:
Transporter Signature (for exports only): Date leaving U.S.:

TRANSPORTER
16. Transporter Acknowledgment of Receipt of Materials
Transporter 1 Printed/Typed Name: James Prather
Signature:
Month 6 Day 6 Year 21
Transporter 2 Printed/Typed Name:
Signature:
Month Day Year

DESIGNATED CONSIGNEE
17. Discrepancy
17a. Discrepancy Indication Space ☐ Quantity ☐ Type ☐ Residue ☐ Partial Rejection ☐ Full Rejection
Bill of Lading Reference Number:
17b. Alternate Consignee (or Shipper)
U.S. EPA ID Number:
Facility's Phone:
17c. Signature of Alternate Consignee (or Shipper)
Month Day Year

18. Designated Receiving Facility Owner or Operator: Certification of receipt of materials covered by the bill of lading except as noted in Item 17a
Printed/Typed Name: Kaline Davis
Signature:
Month 6 Day 6 Year 21

SHIPPER

COVANTA
Environmental Solutions

RD-40 TR-18

SO204943

Corporate Office
5300 N 33rd St. - Milwaukee, WI 53209
Phone: 800-842-9792 Fax: 414-461-3812

BILL OF LADING

1. Shipper ID Number	2. Page 1 of	3. Emergency Response Phone	4. Tracking Number
NCVSQG		(800) 814-1204	CES 139543

SHIPPER

5. Shipper's Name and Mailing Address
Colonial Pipeline Company
14108 Huntersville-Concord Road
Huntersville North Carolina 28078
Shipper's Phone:

Shipper's Site Address (if different than mailing address)
Colonial Pipeline Company
14108 Huntersville-Concord Road
Huntersville North Carolina 28078

6. Transporter 1 Company Name: Covanta Environmental Solutions
U.S. EPA ID Number: PAR000043026

7. Transporter 2 Company Name:
U.S. EPA ID Number:

8. Consignee Name and Site Address
Covanta Environmental Solutions LLC
2503 Fayetteville Street
Asheboro NC 27203 (336) 683-0911
Facility's Phone:
U.S. EPA ID Number: NCR000135384

HM	9. Shipping Name and Description	10. Containers No.	10. Containers Type	11. Total Quantity	12. Unit Wt./Vol.	
	1. X NA1993, Combustible liquid, n.o.s., (Contains <10% Gasoline), Comb liq, III, ERG# 128	1	T	5076	G	PLACARD? YES ☐ NO ☐ None
	2.					PLACARD? YES ☐ NO ☐
	3.					PLACARD? YES ☐ NO ☐
	4.					PLACARD? YES ☐ NO ☐

13. Special Handling Instructions and Additional Information
1 5005955 Petroleum Contact Water CWT: N/A PO#:

Trailer # TR-18
Emergency Response Guide On
Site arrival time _____
Site departure time _____
www.covanta.com

14. SHIPPER'S CERTIFICATION: I certify the materials are accurately described.
Shipper's/Offeror's Printed/Typed Name: Adam Harris
Signature:
Month 6 Day 7 Year 21

INT'L
15. International Shipments ☐ Import to U.S. ☐ Export from U.S. Port of entry/exit:
Transporter Signature (for exports only): Date leaving U.S.:

TRANSPORTER
16. Transporter Acknowledgment of Receipt of Materials
Transporter 1 Printed/Typed Name: Bill Johnston
Signature: Bill Johnston
Month 6 Day 7 Year 21
Transporter 2 Printed/Typed Name:
Signature:
Month Day Year

DESIGNATED CONSIGNEE
17. Discrepancy
17a. Discrepancy Indication Space ☐ Quantity ☐ Type ☐ Residue ☐ Partial Rejection ☐ Full Rejection
Bill of Lading Reference Number:
17b. Alternate Consignee (or Shipper)
U.S. EPA ID Number:
Facility's Phone:
17c. Signature of Alternate Consignee (or Shipper)
Month Day Year

18. Designated Receiving Facility Owner or Operator: Certification of receipt of materials covered by the bill of lading except as noted in Item 17a
Printed/Typed Name: Kaline Davis
Signature:
Month 6 Day 7 Year 21

COVANTA
Environmental Solutions

Corporate Office
5300 N 33rd St. - Milwaukee, WI 53209
Phone: 800-842-9792 Fax: 414-461-3812

SQ204946

BILL OF LADING	1. Shipper ID Number	2. Page 1 of	3. Emergency Response Phone	4. Tracking Number
	NCVSQG		(800) 814-1204	CES 139541

SHIPPER

5. Shipper's Name and Mailing Address

Colonial Pipeline Company
14108 Huntersville-Concord Road
Shipper's Phone: Huntersvile North Carolina 28078

Shipper's Site Address (if different than mailing address)

Colonial Pipeline Company
14108 Huntersville-Concord Road
Huntersvile North Carolina 28078

6. Transporter 1 Company Name: Covanta Environmental Solutions — U.S. EPA ID Number: PAR000043026

7. Transporter 2 Company Name — U.S. EPA ID Number:

8. Consignee Name and Site Address

Covanta Environmental Solutions LLC
2503 Fayetteville Street
Facility's Phone: Asheboro NC 27203 (336) 683-0911

U.S. EPA ID Number: NCR000135384

HM	9. Shipping Name and Description	10. Containers No.	10. Containers Type	11. Total Quantity	12. Unit Wt./Vol.	
	1. X NA1993, Combustible liquid, n.o.s., (Contains <10% Gasoline), Comb liq, III, ERG# 128	1	TT	5125	G	PLACARD? YES ☐ NO ☐ None
	2.					PLACARD? YES ☐ NO ☐
	3.					PLACARD? YES ☐ NO ☐
	4.					PLACARD? YES ☐ NO ☐

13. Special Handling Instructions and Additional Information

1 5005955 Petroleum Contact Water CWT: N/A PO#:

Trailer #:_____
Emergency Response Guide
Site arrival time _____
Site departure time _____
www.covanta.com

14. SHIPPER'S CERTIFICATION: I certify the materials are accurately described.

Shipper's Offeror's Printed/Typed Name: Adam Davis — Signature: [signature] — Month 6 Day 7 Year 21

INT'L

15. International Shipments ☐ Import to U.S. ☐ Export from U.S. Port of entry/exit: _____

Transporter Signature (for exports only): Date leaving U.S.:

TRANSPORTER

16. Transporter Acknowledgment of Receipt of Materials

Transporter 1 Printed/Typed Name: Bobby Jarrett — Signature: [signature] — Month 6 Day 7 Year 21

Transporter 2 Printed/Typed Name — Signature — Month Day Year

DESIGNATED CONSIGNEE

17. Discrepancy

17a. Discrepancy Indication Space ☐ Quantity ☐ Type ☐ Residue ☐ Partial Rejection ☐ Full Rejection

Bill of Lading Reference Number:

17b. Alternate Consignee (or Shipper) — U.S. EPA ID Number

Facility's Phone:

17c. Signature of Alternate Consignee (or Shipper) — Month Day Year

18. Designated Receiving Facility Owner or Operator: Certification of receipt of materials covered by the bill of lading except as noted in Item 17a

Printed/Typed Name: Katina Davis — Signature: [signature] — Month 6 Day 7 Year 21

COVANTA
Environmental Solutions

RD-40 TR-18

SO204941

Corporate Office
5300 N 33rd St. - Milwaukee, WI 53209
Phone: 800-842-9792 Fax: 414-461-3812

BILL OF LADING

1. Shipper ID Number	2. Page 1 of	3. Emergency Response Phone	4. Tracking Number
NCVSQG		(800) 814-1204	CES 139562

SHIPPER

5. Shipper's Name and Mailing Address
Colonial Pipeline Company
14108 Huntersville-Concord Road
Huntersvile North Carolina 28078
Shipper's Phone:

Shipper's Site Address (if different than mailing address)
Colonial Pipeline Company
14108 Huntersville-Concord Road
Huntersvile North Carolina 28078

6. Transporter 1 Company Name: Covanta Environmental Solutions — U.S. EPA ID Number: PAR000043026

7. Transporter 2 Company Name — U.S. EPA ID Number

8. Consignee Name and Site Address
Covanta Environmental Solutions LLC
2503 Fayetteville Street
Asheboro NC 27203 (336) 683-0911
Facility's Phone:

U.S. EPA ID Number: NCR000135384

HM	9. Shipping Name and Description	10. Containers No.	10. Containers Type	11. Total Quantity	12. Unit Wt./Vol.	
	1. X NA1993, Combustible liquid, n.o.s., (Contains <10% Gasoline), Comb liq, III, ERG# 128	1	TT	5076	G	PLACARD? YES ☐ NO ☐ None
	2.					PLACARD? YES ☐ NO ☐
	3.					PLACARD? YES ☐ NO ☐
	4.					PLACARD? YES ☐ NO ☐

13. Special Handling Instructions and Additional Information
1 5005955 Petroleum Contact Water CWT: N/A PO#:

Trailer #: TR-18
Emergency Response Guide (on-board)
Site arrival time 6:40 AM
Site departure time 9:40 AM
www.covanta.com

14. SHIPPER'S CERTIFICATION: I certify the materials are accurately described.

Shipper's/Offeror's Printed/Typed Name: Danny Wooten — Signature — Month 6 Day 7 Year 21

INT'L

15. International Shipments ☐ Import to U.S. ☑ Export from U.S. Port of entry/exit:
Transporter Signature (for exports only): Date leaving U.S.:

TRANSPORTER

16. Transporter Acknowledgment of Receipt of Materials

Transporter 1 Printed/Typed Name: Bill Johnston — Signature — Month 6 Day 7 Year 21

Transporter 2 Printed/Typed Name — Signature — Month Day Year

DESIGNATED CONSIGNEE

17. Discrepancy

17a. Discrepancy Indication Space ☐ Quantity ☐ Type ☐ Residue ☐ Partial Rejection ☐ Full Rejection

Bill of Lading Reference Number:

17b. Alternate Consignee (or Shipper) — U.S. EPA ID Number

Facility's Phone:

17c. Signature of Alternate Consignee (or Shipper) — Month Day Year

18. Designated Receiving Facility Owner or Operator: Certification of receipt of materials covered by the bill of lading except as noted in Item 17a

Printed/Typed Name: Kalina Davis — Signature — Month 6 Day 7 Year 21

COVANTA
Environmental Solutions

SO204944

Corporate Office
5300 N 33rd St. - Milwaukee, WI 53209
Phone: 800-842-9792 Fax: 414-461-3812

BILL OF LADING

1. Shipper ID Number	2. Page 1 of	3. Emergency Response Phone	4. Tracking Number
NCVSQG		(800) 814-1204	CES 139542

SHIPPER

5. Shipper's Name and Mailing Address

Colonial Pipeline Company
14108 Huntersville-Concord Road
Shipper's Phone: Huntersvile North Carolina 28078

Shipper's Site Address (if different than mailing address)

Colonial Pipeline Company
14108 Huntersville-Concord Road
Huntersvile North Carolina 28078

6. Transporter 1 Company Name: Covanta Environmental Solutions
U.S. EPA ID Number: PAR000043026

7. Transporter 2 Company Name:
U.S. EPA ID Number:

8. Consignee Name and Site Address

Covanta Environmental Solutions LLC
2503 Fayetteville Street
Facility's Phone: Asheboro NC 27203 (336) 683-0911

U.S. EPA ID Number: NCR000135334

HM	9. Shipping Name and Description	10. Containers No.	10. Containers Type	11. Total Quantity	12. Unit Wt./Vol.	
	1. X NA1993, Combustible liquid, n.o.s., (Contains <10% Gasoline), Comb liq, III, ERG# 128		TT	8725	G	PLACARD? YES ☐ NO ☐ None
	2.					PLACARD? YES ☐ NO ☐
	3.					PLACARD? YES ☐ NO ☐
	4.					PLACARD? YES ☐ NO ☐

13. Special Handling Instructions and Additional Information

1 5005955 Petroleum Contact Water CWT: N/A PO#:

Trailer #_____
Emergency Response Guide
Site arrival time _____
Site departure time _____
www.covanta.com

14. SHIPPER'S CERTIFICATION: I certify the materials are accurately described.

Shipper's/Offeror's Printed/Typed Name: Danny Vaughn
Signature:
Month: 6 Day: 7 Year: 21

INT'L

15. International Shipments ☐ Import to U.S. ☑ Export from U.S. Port of entry/exit:
Transporter Signature (for exports only): Date leaving U.S.:

TRANSPORTER

16. Transporter Acknowledgment of Receipt of Materials

Transporter 1 Printed/Typed Name: Bobby Jarrett
Signature:
Month: 6 Day: 7 Year: 21

Transporter 2 Printed/Typed Name:
Signature:
Month: Day: Year:

DESIGNATED CONSIGNEE

17. Discrepancy

17a. Discrepancy Indication Space ☐ Quantity ☐ Type ☐ Residue ☐ Partial Rejection ☐ Full Rejection

Bill of Lading Reference Number:

17b. Alternate Consignee (or Shipper)
U.S. EPA ID Number:

Facility's Phone:

17c. Signature of Alternate Consignee (or Shipper)
Month: Day: Year:

18. Designated Receiving Facility Owner or Operator: Certification of receipt of materials covered by the bill of lading except as noted in Item 17a

Printed/Typed Name:
Signature:
Month: 6 Day: 7 Year: 21

SHIPPER

COVANTA
Environmental Solutions

RD-40 TR-18

SO205290

Corporate Office
5300 N 33rd St. - Milwaukee, WI 53209
Phone: 800-842-9792 Fax: 414-461-3812

BILL OF LADING

1. Shipper ID Number	2. Page 1 of	3. Emergency Response Phone	4. Tracking Number
NCVSQG		(800) 814-1204	CES 139579

SHIPPER

5. Shipper's Name and Mailing Address
Colonial Pipeline Company
14108 Huntersville-Concord Road
Huntersvile North Carolina 28078
Shipper's Phone:

Shipper's Site Address (if different than mailing address)
Colonial Pipeline Company
14108 Huntersville-Concord Road
Huntersvile North Carolina 28078

6. Transporter 1 Company Name: Covanta Environmental Solutions — U.S. EPA ID Number: PAR000043026

7. Transporter 2 Company Name — U.S. EPA ID Number

8. Consignee Name and Site Address
Covanta Environmental Solutions LLC
2503 Fayetteville Street
Asheboro NC 27203 (336) 683-0911
Facility's Phone:

U.S. EPA ID Number: NCR000135384

HM	9. Shipping Name and Description	10. Containers No.	10. Containers Type	11. Total Quantity	12. Unit Wt./Vol.	PLACARD?
X	1. NA1993, Combustible liquid, n.o.s., (Contains <10% Gasoline), Comb liq, III, ERG# 128	1	TT	5076	G	YES ☐ NO ☐ None
	2.					YES ☐ NO ☐
	3.					YES ☐ NO ☐
	4.					YES ☐ NO ☐

13. Special Handling Instructions and Additional Information
1 5005955 Petroleum Contact Water CWT: N/A PO#:

Trailer #: TR-18
Emergency Response Guide: 149
Site arrival time: 6:45 AM
Site departure time: 8:35
www.covanta.com

14. SHIPPER'S CERTIFICATION: I certify the materials are accurately described.
Shipper's/Offeror's Printed/Typed Name: Adam Harris — Signature — Month 6 Day 8 Year 21

INT'L

15. International Shipments ☐ Import to U.S. ☐ Export from U.S. Port of entry/exit:
Transporter Signature (for exports only): Date leaving U.S.:

TRANSPORTER

16. Transporter Acknowledgment of Receipt of Materials
Transporter 1 Printed/Typed Name: Bill Johnston — Signature: Bill Johnston — Month 6 Day 8 Year 21
Transporter 2 Printed/Typed Name — Signature — Month Day Year

DESIGNATED CONSIGNEE

17. Discrepancy
17a. Discrepancy Indication Space ☐ Quantity ☐ Type ☐ Residue ☐ Partial Rejection ☐ Full Rejection
Bill of Lading Reference Number:
17b. Alternate Consignee (or Shipper) — U.S. EPA ID Number
Facility's Phone:
17c. Signature of Alternate Consignee (or Shipper) — Month Day Year

18. Designated Receiving Facility Owner or Operator: Certification of receipt of materials covered by the bill of lading except as noted in Item 17a
Printed/Typed Name: Kalen Davis — Signature — Month 6 Day 8 Year 21

COVANTA
Environmental Solutions

SO205292

Corporate Office
5300 N 33rd St. - Milwaukee, WI 53209
Phone: 800-842-9792 Fax: 414-461-3812

BILL OF LADING

1. Shipper ID Number	2. Page 1 of	3. Emergency Response Phone	4. Tracking Number
NCVSQG		(800) 814-1204	CES 139577

SHIPPER

5. Shipper's Name and Mailing Address
Colonial Pipeline Company
14108 Huntersville-Concord Road
Huntersvile North Carolina 28078
Shipper's Phone:

Shipper's Site Address (if different than mailing address)
Colonial Pipeline Company
14108 Huntersville-Concord Road
Huntersvile North Carolina 28078

6. Transporter 1 Company Name: Covanta Environmental Solutions — U.S. EPA ID Number: PAR000043026

7. Transporter 2 Company Name — U.S. EPA ID Number:

8. Consignee Name and Site Address
Covanta Environmental Solutions LLC
2503 Fayetteville Street
Asheboro NC 27203 (336) 683-0911
Facility's Phone:

U.S. EPA ID Number: NCR000135384

HM	9. Shipping Name and Description	10. Containers No.	10. Containers Type	11. Total Quantity	12. Unit Wt./Vol.	
	1. X NA1993, Combustible liquid, n.o.s., (Contains <10% Gasoline), Comb liq, III, ERG# 128	1	TT	5125	G	PLACARD? None YES ☐ NO ☐
	2.					PLACARD? YES ☐ NO ☐
	3.					PLACARD? YES ☐ NO ☐
	4.					PLACARD? YES ☐ NO ☐

13. Special Handling Instructions and Additional Information
1 5005955 Petroleum Contact Water CWT: N/A PO#:

Trailer #:
Emergency Response Guide On-b
Site arrival time
Site departure time
www.covanta.com

14. SHIPPER'S CERTIFICATION: I certify the materials are accurately described.
Shipper's/Offeror's Printed/Typed Name: Robert Harris — Signature — Month 6 Day 8 Year 21

INT'L
15. International Shipments ☐ Import to U.S. ☐ Export from U.S. Port of entry/exit:
Transporter Signature (for exports only): Date leaving U.S.:

TRANSPORTER
16. Transporter Acknowledgment of Receipt of Materials
Transporter 1 Printed/Typed Name: Bobby Jarrett — Signature — Month 6 Day 8 Year 21
Transporter 2 Printed/Typed Name — Signature — Month Day Year

DESIGNATED CONSIGNEE
17. Discrepancy
17a. Discrepancy Indication Space ☐ Quantity ☐ Type ☐ Residue ☐ Partial Rejection ☐ Full Rejection
Bill of Lading Reference Number:
17b. Alternate Consignee (or Shipper) — U.S. EPA ID Number
Facility's Phone:
17c. Signature of Alternate Consignee (or Shipper) — Month Day Year

18. Designated Receiving Facility Owner or Operator: Certification of receipt of materials covered by the bill of lading except as noted in Item 17a
Printed/Typed Name: Katlene Davis — Signature — Month 6 Day 8 Year 21

COVANTA
Environmental Solutions

SO205293

Corporate Office
5300 N 33rd St. - Milwaukee, WI 53209
Phone: 800-842-9792 Fax: 414-461-3812

BILL OF LADING

1. Shipper ID Number	2. Page 1 of	3. Emergency Response Phone	4. Tracking Number
NCVSQG		(800) 814-1204	CES 139576

SHIPPER

5. Shipper's Name and Mailing Address
Colonial Pipeline Company
14108 Huntersville-Concord Road
Huntersville North Carolina 28078
Shipper's Phone:

Shipper's Site Address (if different than mailing address)
Colonial Pipeline Company
14108 Huntersville-Concord Road
Huntersville North Carolina 28078

6. Transporter 1 Company Name: Covanta Environmental Solutions — U.S. EPA ID Number: PAR000043026

7. Transporter 2 Company Name — U.S. EPA ID Number:

8. Consignee Name and Site Address
Covanta Environmental Solutions LLC
2503 Fayetteville Street
Asheboro NC 27203 (336) 683-0911
Facility's Phone:

U.S. EPA ID Number: NCR000135384

HM	9. Shipping Name and Description	10. Containers No.	10. Containers Type	11. Total Quantity	12. Unit Wt./Vol.	
	1. X NA1993, Combustible liquid, n.o.s., (Contains <10% Gasoline), Comb liq, III, ERG# 128	1	TT	5125	G	PLACARD? YES ☐ NO ☐ None
	2.					PLACARD? YES ☐ NO ☐
	3.					PLACARD? YES ☐ NO ☐
	4.					PLACARD? YES ☐ NO ☐

13. Special Handling Instructions and Additional Information
1 5005955 Petroleum Contact Water CWT: N/A PO#:

Trailer #:_____
Emergency Response Guide On-b
Site arrival time _____
Site departure time _____
www.covanta.com

14. SHIPPER'S CERTIFICATION: I certify the materials are accurately described.
Shipper's/Offeror's Printed/Typed Name: Adam Harris — Signature — Month 6 Day 8 Year 21

INT'L

15. International Shipments ☐ Import to U.S. ☐ Export from U.S. Port of entry/exit:
Transporter Signature (for exports only): Date leaving U.S.:

TRANSPORTER

16. Transporter Acknowledgment of Receipt of Materials
Transporter 1 Printed/Typed Name: Bobby Jarrett — Signature — Month 6 Day 8 Year 21
Transporter 2 Printed/Typed Name — Signature — Month Day Year

DESIGNATED CONSIGNEE

17. Discrepancy
17a. Discrepancy Indication Space ☐ Quantity ☐ Type ☐ Residue ☐ Partial Rejection ☐ Full Rejection
Bill of Lading Reference Number:

17b. Alternate Consignee (or Shipper) — U.S. EPA ID Number
Facility's Phone:

17c. Signature of Alternate Consignee (or Shipper) — Month Day Year

18. Designated Receiving Facility Owner or Operator: Certification of receipt of materials covered by the bill of lading except as noted in Item 17a
Printed/Typed Name: Kalin Davis — Signature — Month 6 Day 8 Year 21

SHIPPER

COVANTA
Environmental Solutions

RD-40 TR-18

SO205291

Corporate Office
5300 N 33rd St. - Milwaukee, WI 53209
Phone: 800-842-9792 Fax: 414-461-3812

BILL OF LADING

1. Shipper ID Number	2. Page 1 of	3. Emergency Response Phone	4. Tracking Number
NCVSQG		(800) 814-1204	CES 139578

5. Shipper's Name and Mailing Address

Colonial Pipeline Company
14108 Huntersville-Concord Road
Huntersvile North Carolina 28078

Shipper's Phone:

Shipper's Site Address (if different than mailing address)

Colonial Pipeline Company
14108 Huntersville-Concord Road
Huntersvile North Carolina 28078

6. Transporter 1 Company Name

Covanta Environmental Solutions

U.S. EPA ID Number: PAR000043026

7. Transporter 2 Company Name

U.S. EPA ID Number:

8. Consignee Name and Site Address

Covanta Environmental Solutions LLC
2503 Fayetteville Street
Asheboro NC 27203 (336) 683-0911

Facility's Phone:

U.S. EPA ID Number: NCR000135384

HM	9. Shipping Name and Description	10. Containers No.	10. Containers Type	11. Total Quantity	12. Unit Wt./Vol.	
	1. X NA1993, Combustible liquid, n.o.s., (Contains <10% Gasoline), Comb liq, III, ERG# 128	1	TT	5076	G	PLACARD? YES ☐ NO ☐ None
	2.					PLACARD? YES ☐ NO ☐
	3.					PLACARD? YES ☐ NO ☐
	4.					PLACARD? YES ☐ NO ☐

13. Special Handling Instructions and Additional Information

1 5005955 Petroleum Contact Water CWT: N/A PO#:

Trailer #: TR-18
Emergency Response Guide #:
Site arrival time 12:40 PM
Site departure time 1:25 PM
www.covanta.com

14. SHIPPER'S CERTIFICATION: I certify the materials are accurately described.

Shipper's/Offeror's Printed/Typed Name: J. L. Mayo for Adam Harris
Signature: J. L. Mayo
Month 6 Day 8 Year 21

INT'L

15. International Shipments ☐ Import to U.S. ☐ Export from U.S. Port of entry/exit:
Transporter Signature (for exports only): Date leaving U.S.:

TRANSPORTER

16. Transporter Acknowledgment of Receipt of Materials

Transporter 1 Printed/Typed Name: Bill Johnston
Signature: Bill Johnston
Month 6 Day 8 Year 21

Transporter 2 Printed/Typed Name:
Signature:
Month Day Year

DESIGNATED CONSIGNEE

17. Discrepancy

17a. Discrepancy Indication Space ☐ Quantity ☐ Type ☐ Residue ☐ Partial Rejection ☐ Full Rejection

Bill of Lading Reference Number:

17b. Alternate Consignee (or Shipper)

U.S. EPA ID Number:

Facility's Phone:

17c. Signature of Alternate Consignee (or Shipper)
Month Day Year

18. Designated Receiving Facility Owner or Operator: Certification of receipt of materials covered by the bill of lading except as noted in Item 17a

Printed/Typed Name: Halin Davis
Signature:
Month 6 Day 8 Year 21

COVANTA
Environmental Solutions

RD-40 TR-18

SO205369

Corporate Office
5300 N 33rd St. - Milwaukee, WI 53209
Phone: 800-842-9792 Fax: 414-461-3812

BILL OF LADING

1. Shipper ID Number: NCVSQG
2. Page 1 of
3. Emergency Response Phone: (800) 814-1204
4. Tracking Number: CES 139825

SHIPPER

5. Shipper's Name and Mailing Address
Colonial Pipeline Company
14108 Huntersville-Concord Road
Huntersvile North Carolina 28078
Shipper's Phone:

Shipper's Site Address (if different than mailing address)
Colonial Pipeline Company
14108 Huntersville-Concord Road
Huntersvile North Carolina 28078

6. Transporter 1 Company Name: Covanta Environmental Solutions
U.S. EPA ID Number: PAR000043026

7. Transporter 2 Company Name:
U.S. EPA ID Number:

8. Consignee Name and Site Address
Covanta Environmental Solutions LLC
2503 Fayetteville Street
Asheboro NC 27203 (336) 683-0911
Facility's Phone:
U.S. EPA ID Number: NCR000135384

HM	9. Shipping Name and Description	10. Containers No.	10. Containers Type	11. Total Quantity	12. Unit Wt./Vol.	PLACARD?
	1. X NA1993, Combustible liquid, n.o.s., (Contains <10% Gasoline), Comb liq, III, ERG# 128	1	TT	5076	G	YES ☐ NO ☐ None
	2.					YES ☐ NO ☐
	3.					YES ☐ NO ☐
	4.					YES ☐ NO ☐

13. Special Handling Instructions and Additional Information
1 5005955 Petroleum Contact Water CWT: N/A PO#:

Trailer # TR-18
Emergency Response Guide
Site arrival time 6:40 AM
Site departure time 9:15 AM
www.covanta.com

14. SHIPPER'S CERTIFICATION: I certify the materials are accurately described.
Shipper's/Offeror's Printed/Typed Name: Adam Harris
Signature:
Month 6 Day 10 Year 21

INT'L

15. International Shipments ☐ Import to U.S. ☐ Export from U.S. Port of entry/exit:
Transporter Signature (for exports only): Date leaving U.S.:

TRANSPORTER

16. Transporter Acknowledgment of Receipt of Materials
Transporter 1 Printed/Typed Name: Bill Johnston
Signature:
Month 6 Day 10 Year 21
Transporter 2 Printed/Typed Name:
Signature:
Month Day Year

DESIGNATED CONSIGNEE

17. Discrepancy
17a. Discrepancy Indication Space ☐ Quantity ☐ Type ☐ Residue ☐ Partial Rejection ☐ Full Rejection
Bill of Lading Reference Number:
17b. Alternate Consignee (or Shipper)
U.S. EPA ID Number:
Facility's Phone:
17c. Signature of Alternate Consignee (or Shipper)
Month Day Year

18. Designated Receiving Facility Owner or Operator: Certification of receipt of materials covered by the bill of lading except as noted in Item 17a
Printed/Typed Name: Katie Davis
Signature:
Month 6 Day 10 Year 21

COVANTA
Environmental Solutions

SO205368

Corporate Office
5300 N 33rd St. - Milwaukee, WI 53209
Phone: 800-842-9792 Fax: 414-461-3812

BILL OF LADING

1. Shipper ID Number	2. Page 1 of	3. Emergency Response Phone	4. Tracking Number
NCVSQG		(800) 814-1204	CES 139824

SHIPPER

5. Shipper's Name and Mailing Address
Colonial Pipeline Company
14108 Huntersville-Concord Road
Huntersville North Carolina 28078
Shipper's Phone:

Shipper's Site Address (if different than mailing address)
Colonial Pipeline Company
14108 Huntersville-Concord Road
Huntersville North Carolina 28078

6. Transporter 1 Company Name
Covanta Environmental Solutions
U.S. EPA ID Number
PAR000043026

7. Transporter 2 Company Name
U.S. EPA ID Number

8. Consignee Name and Site Address
Covanta Environmental Solutions LLC
2503 Fayetteville Street
Asheboro NC 27203 (336) 683-0911
Facility's Phone:
U.S. EPA ID Number
NCR000135384

HM	9. Shipping Name and Description	10. Containers No.	10. Containers Type	11. Total Quantity	12. Unit Wt./Vol.	
X	1. NA1993, Combustible liquid, n.o.s., (Contains <10% Gasoline), Comb liq, III, ERG# 128	1	TT	4725	G	PLACARD? YES ☐ NO ☐
	2.					PLACARD? YES ☐ NO ☐
	3.					PLACARD? YES ☐ NO ☐
	4.					PLACARD? YES ☐ NO ☐

13. Special Handling Instructions and Additional Information
1 5005955 Petroleum Contact Water CWT: N/A PO#:

Trailer #_____
Emergency Response Guide On-board
Site arrival time _____
Site departure time _____
www.covanta.com

14. SHIPPER'S CERTIFICATION: I certify the materials are accurately described.
Shipper's/Offeror's Printed/Typed Name: Allen Davis
Signature:
Month: 10 Day: 21 Year:

INT'L
15. International Shipments ☐ Import to U.S. ☐ Export from U.S. Port of entry/exit:
Transporter Signature (for exports only): Date leaving U.S.:

TRANSPORTER
16. Transporter Acknowledgment of Receipt of Materials
Transporter 1 Printed/Typed Name: Bobby Starnes
Signature:
Month: 10 Day: 21 Year:
Transporter 2 Printed/Typed Name:
Signature:
Month: Day: Year:

DESIGNATED CONSIGNEE
17. Discrepancy
17a. Discrepancy Indication Space ☐ Quantity ☐ Type ☐ Residue ☐ Partial Rejection ☐ Full Rejection
Bill of Lading Reference Number:
17b. Alternate Consignee (or Shipper)
U.S. EPA ID Number
Facility's Phone:
17c. Signature of Alternate Consignee (or Shipper)
Month: Day: Year:

18. Designated Receiving Facility Owner or Operator: Certification of receipt of materials covered by the bill of lading except as noted in Item 17a
Printed/Typed Name: Kalin Davis
Signature:
Month: 10 Day: 21 Year:

COVANTA
Environmental Solutions

Corporate Office
5300 N 33rd St. - Milwaukee, WI 53209
Phone: 800-842-9792 Fax: 414-461-3812

SO205367

BILL OF LADING	1. Shipper ID Number	2. Page 1 of	3. Emergency Response Phone	4. Tracking Number
	NCVSQG		(800) 814-1204	CES 139823

SHIPPER

5. Shipper's Name and Mailing Address

Colonial Pipeline Company
14108 Huntersville-Concord Road
Huntersvile North Carolina 28078

Shipper's Phone:

Shipper's Site Address (if different than mailing address)

Colonial Pipeline Company
14108 Huntersville-Concord Road
Huntersvile North Carolina 28078

6. Transporter 1 Company Name: Covanta Environmental Solutions — U.S. EPA ID Number: PAR000043026

7. Transporter 2 Company Name — U.S. EPA ID Number:

8. Consignee Name and Site Address

Covanta Environmental Solutions LLC
2503 Fayetteville Street
Asheboro NC 27203 (336) 683-0911

Facility's Phone:

U.S. EPA ID Number: NCR000135384

HM	9. Shipping Name and Description	10. Containers No.	10. Containers Type	11. Total Quantity	12. Unit Wt./Vol.	
	1. X NA1993, Combustible liquid, n.o.s., (Contains <10% Gasoline), Comb liq, III, ERG# 128	1	JT	5125	G	PLACARD? YES ☐ NO ☐ None
	2.					PLACARD? YES ☐ NO ☐
	3.					PLACARD? YES ☐ NO ☐
	4.					PLACARD? YES ☐ NO ☐

13. Special Handling Instructions and Additional Information

1 5005955 Petroleum Contact Water CWT: N/A PO#:

Trailer #:____
Emergency Response Guide On-L
Site arrival time _____
Site departure time _____
www.covanta.com

14. SHIPPER'S CERTIFICATION: I certify the materials are accurately described.

Shipper's/Offeror's Printed/Typed Name: Adam Harris — Signature: [signature] — Month: 6 Day: 10 Year: 21

INT'L

15. International Shipments ☐ Import to U.S. ☐ Export from U.S. Port of entry/exit: _____

Transporter Signature (for exports only): Date leaving U.S.:

TRANSPORTER

16. Transporter Acknowledgment of Receipt of Materials

Transporter 1 Printed/Typed Name: Bobby Jarrett — Signature: [signature] — Month: 6 Day: 10 Year: 21

Transporter 2 Printed/Typed Name — Signature — Month — Day — Year

DESIGNATED CONSIGNEE

17. Discrepancy

17a. Discrepancy Indication Space ☐ Quantity ☐ Type ☐ Residue ☐ Partial Rejection ☐ Full Rejection

Bill of Lading Reference Number:

17b. Alternate Consignee (or Shipper) — U.S. EPA ID Number

Facility's Phone:

17c. Signature of Alternate Consignee (or Shipper) — Month — Day — Year

18. Designated Receiving Facility Owner or Operator: Certification of receipt of materials covered by the bill of lading except as noted in Item 17a

Printed/Typed Name: KalineDavis — Signature: [signature] — Month: 6 Day: 16 Year: 21

COVANTA
Environmental Solutions

RD-40 TR-18

SO205377

Corporate Office
5300 N 33rd St. - Milwaukee, WI 53209
Phone: 800-842-9792 Fax: 414-461-3812

BILL OF LADING

1. Shipper ID Number	2. Page 1 of	3. Emergency Response Phone	4. Tracking Number
NCVSQG		(800) 814-1204	CES 139627

SHIPPER

5. Shipper's Name and Mailing Address
Colonial Pipeline Company
14108 Huntersville-Concord Road
Huntersvile North Carolina 28078
Shipper's Phone:

Shipper's Site Address (if different than mailing address)
Colonial Pipeline Company
14108 Huntersville-Concord Road
Huntersvile North Carolina 28078

6. Transporter 1 Company Name: Covanta Environmental Solutions
U.S. EPA ID Number: PAR000043026

7. Transporter 2 Company Name:
U.S. EPA ID Number:

8. Consignee Name and Site Address
Covanta Environmental Solutions LLC
2503 Fayetteville Street
Asheboro NC 27203 (336) 683-0911
Facility's Phone:
U.S. EPA ID Number: NCR000135384

HM	9. Shipping Name and Description	10. Containers No.	10. Containers Type	11. Total Quantity	12. Unit Wt./Vol.	
	1. X NA1993, Combustible liquid, n.o.s., (Contains <10% Gasoline), Comb liq, III, ERG# 128	1	TT	5076	G	PLACARD? YES ☐ NO ☒ None
	2.					PLACARD? YES ☐ NO ☐
	3.					PLACARD? YES ☐ NO ☐
	4.					PLACARD? YES ☐ NO ☐

13. Special Handling Instructions and Additional Information
1 5005955 Petroleum Contact Water CWT: N/A PO#:

Trailer # JR-18
Emergency Response Guide
Site arrival time 12:40
Site departure time 2:15
www.covanta.com

14. SHIPPER'S CERTIFICATION: I certify the materials are accurately described.
Shipper's/Offeror's Printed/Typed Name: JOSE ISLAS CPC 4049
Signature:
Month 6 Day 11 Year 21

INT'L
15. International Shipments ☐ Import to U.S. ☐ Export from U.S. Port of entry/exit:
Transporter Signature (for exports only): Date leaving U.S.:

TRANSPORTER
16. Transporter Acknowledgment of Receipt of Materials
Transporter 1 Printed/Typed Name:
Signature:
Month 6 Day 11 Year 21
Transporter 2 Printed/Typed Name: Bill Johnston
Signature: Bill Johnston
Month Day Year

DESIGNATED CONSIGNEE
17. Discrepancy
17a. Discrepancy Indication Space ☐ Quantity ☐ Type ☐ Residue ☐ Partial Rejection ☐ Full Rejection
Bill of Lading Reference Number:
17b. Alternate Consignee (or Shipper)
U.S. EPA ID Number:
Facility's Phone:
17c. Signature of Alternate Consignee (or Shipper)
Month Day Year

18. Designated Receiving Facility Owner or Operator: Certification of receipt of materials covered by the bill of lading except as noted in Item 17a
Printed/Typed Name: Kalina Davis
Signature:
Month 6 Day 11 Year 21

SHIPPER

COVANTA
Environmental Solutions

RD-40 TR-18

SO205375

Corporate Office
5300 N 33rd St. - Milwaukee, WI 53209
Phone: 800-842-9792 Fax: 414-461-3812

BILL OF LADING

1. Shipper ID Number	2. Page 1 of	3. Emergency Response Phone	4. Tracking Number
NCVSQG		(800) 814-1204	CES 139628

5. Shipper's Name and Mailing Address

Colonial Pipeline Company
14108 Huntersville-Concord Road
Huntersvile North Carolina 28078

Shipper's Phone:

Shipper's Site Address (if different than mailing address)

Colonial Pipeline Company
14108 Huntersville-Concord Road
Huntersvile North Carolina 28078

6. Transporter 1 Company Name

Covanta Environmental Solutions

U.S. EPA ID Number: PAR000043026

7. Transporter 2 Company Name

U.S. EPA ID Number:

8. Consignee Name and Site Address

Covanta Environmental Solutions LLC
2503 Fayetteville Street
Asheboro NC 27203 (336) 683-0911

Facility's Phone:

U.S. EPA ID Number: NCR000135384

HM	9. Shipping Name and Description	10. Containers No.	10. Containers Type	11. Total Quantity	12. Unit Wt./Vol.	
	1. X NA1993, Combustible liquid, n.o.s., (Contains <10% Gasoline), Comb liq, III, ERG# 128	1	TT	5076	G	PLACARD? YES ☐ NO ☐ None
	2.					PLACARD? YES ☐ NO ☐
	3.					PLACARD? YES ☐ NO ☐
	4.					PLACARD? YES ☐ NO ☐

13. Special Handling Instructions and Additional Information

1 5005955 Petroleum Contact Water CWT: N/A PO#:

Trailer # TR.18
Emergency Response Guide On-b
Site arrival time 6:45
Site departure time 9:15
www.covanta.com

14. SHIPPER'S CERTIFICATION: I certify the materials are accurately described.

Shipper's/Offeror's Printed/Typed Name: Tony Wooten | Signature | Month 6 | Day 11 | Year 21

INT'L

15. International Shipments ☐ Import to U.S. ☐ Export from U.S. Port of entry/exit:

Transporter Signature (for exports only): Date leaving U.S.:

TRANSPORTER

16. Transporter Acknowledgment of Receipt of Materials

Transporter 1 Printed/Typed Name: Bill Johnston | Signature: Bill Johnston | Month 6 | Day 11 | Year 21

Transporter 2 Printed/Typed Name | Signature | Month | Day | Year

DESIGNATED CONSIGNEE

17. Discrepancy

17a. Discrepancy Indication Space ☐ Quantity ☐ Type ☐ Residue ☐ Partial Rejection ☐ Full Rejection

Bill of Lading Reference Number:

17b. Alternate Consignee (or Shipper) | U.S. EPA ID Number

Facility's Phone:

17c. Signature of Alternate Consignee (or Shipper) | Month | Day | Year

18. Designated Receiving Facility Owner or Operator: Certification of receipt of materials covered by the bill of lading except as noted in Item 17a

Printed/Typed Name: Kaline Davis | Signature | Month 6 | Day 11 | Year 21

COVANTA
Environmental Solutions

Corporate Office
5300 N 33rd St. - Milwaukee, WI 53209
Phone: 800-842-9792 Fax: 414-461-3812

SO205370

BILL OF LADING

1. Shipper ID Number	2. Page 1 of	3. Emergency Response Phone	4. Tracking Number
NCVSQG		(800) 814-1204	CES 139822

5. Shipper's Name and Mailing Address
Colonial Pipeline Company
14108 Huntersville-Concord Road
Huntersville North Carolina 28078
Shipper's Phone:

Shipper's Site Address (if different than mailing address)
Colonial Pipeline Company
14108 Huntersville-Concord Road
Huntersville North Carolina 28078

6. Transporter 1 Company Name
Covanta Environmental Solutions
U.S. EPA ID Number: PAR000043026

7. Transporter 2 Company Name
U.S. EPA ID Number:

8. Consignee Name and Site Address
Covanta Environmental Solutions LLC
2503 Fayetteville Street
Asheboro NC 27203 (336) 683-0911
Facility's Phone:
U.S. EPA ID Number: NCR000135384

HM	9. Shipping Name and Description	10. Containers No.	10. Containers Type	11. Total Quantity	12. Unit Wt./Vol.	
	1. X NA1993, Combustible liquid, n.o.s., (Contains <10% Gasoline), Comb liq, III, ERG# 128	1	TT	5125	G	PLACARD? None YES ☐ NO ☐
	2.					PLACARD? YES ☐ NO ☐
	3.					PLACARD? YES ☐ NO ☐
	4.					PLACARD? YES ☐ NO ☐

13. Special Handling Instructions and Additional Information
1 5005955 Petroleum Contact Water CWT: N/A PO#:

Trailer #:_____
Emergency Response Guide On-l
Site arrival time _____
Site departure time _____
www.covanta.com

14. SHIPPER'S CERTIFICATION: I certify the materials are accurately described.
Shipper's/Owner's Printed/Typed Name: Adam Harris
Signature:
Month: 12 Day: 11 Year: 21

INT'L
15. International Shipments ☐ Import to U.S. ☐ Export from U.S. Port of entry/exit:
Transporter Signature (for exports only): Date leaving U.S.:

TRANSPORTER
16. Transporter Acknowledgment of Receipt of Materials
Transporter 1 Printed/Typed Name: Bobby Jarrett
Signature: Bobby Jarrett
Month: 12 Day: 11 Year: 21
Transporter 2 Printed/Typed Name:
Signature:
Month: Day: Year:

DESIGNATED CONSIGNEE
17. Discrepancy
17a. Discrepancy Indication Space ☐ Quantity ☐ Type ☐ Residue ☐ Partial Rejection ☐ Full Rejection
Bill of Lading Reference Number:
17b. Alternate Consignee (or Shipper)
U.S. EPA ID Number:
Facility's Phone:
17c. Signature of Alternate Consignee (or Shipper)
Month: Day: Year:

18. Designated Receiving Facility Owner or Operator: Certification of receipt of materials covered by the bill of lading except as noted in Item 17a
Printed/Typed Name: Kalina Davis
Signature:
Month: 12 Day: 11 Year: 21

COVANTA
Environmental Solutions

Corporate Office
5300 N 33rd St. - Milwaukee, WI 53209
Phone: 800-842-9792 Fax: 414-461-3812

SO205373

BILL OF LADING	1. Shipper ID Number	2. Page 1 of	3. Emergency Response Phone	4. Tracking Number
	NCVSQG		(800) 814-1204	CES 139900

5. Shipper's Name and Mailing Address

Colonial Pipeline Company
14108 Huntersville-Concord Road
Huntersvile North Carolina 28078

Shipper's Phone:

Shipper's Site Address (if different than mailing address)

Colonial Pipeline Company
14108 Huntersville-Concord Road
Huntersvile North Carolina 28078

6. Transporter 1 Company Name: Covanta Environmental Solutions — U.S. EPA ID Number: PAR000043026

7. Transporter 2 Company Name — U.S. EPA ID Number

8. Consignee Name and Site Address

Covanta Environmental Solutions LLC
2503 Fayetteville Street
Asheboro NC 27203 (336) 683-0911

U.S. EPA ID Number: NCR000135384

Facility's Phone:

HM	9. Shipping Name and Description	10. Containers No.	10. Containers Type	11. Total Quantity	12. Unit Wt./Vol.	
	1. X NA1993, Combustible liquid, n.o.s., (Contains <10% Gasoline), Comb liq, III, ERG# 128		TT	5725	G	PLACARD? YES ☐ NO ☒ None
	2.					PLACARD? YES ☐ NO ☐
	3.					PLACARD? YES ☐ NO ☐
	4.					PLACARD? YES ☐ NO ☐

13. Special Handling Instructions and Additional Information

1 5005955 Petroleum Contact Water CWT: N/A PO#:

Trailer #_____
Emergency Response Guide On
Site arrival time _____
Site departure time _____
www.covanta.com

14. SHIPPER'S CERTIFICATION: I certify the materials are accurately described.

Shipper's/Offeror's Printed/Typed Name: Jose Islas CPC 4049 — Signature — Month 12 Day 11 Year 21

15. International Shipments ☐ Import to U.S. ☐ Export from U.S. Port of entry/exit:

Transporter Signature (for exports only): Date leaving U.S.:

16. Transporter Acknowledgment of Receipt of Materials

Transporter 1 Printed/Typed Name: Bobby Jarrett — Signature — Month 12 Day 11 Year 21

Transporter 2 Printed/Typed Name — Signature — Month Day Year

17. Discrepancy

17a. Discrepancy Indication Space ☐ Quantity ☐ Type ☐ Residue ☐ Partial Rejection ☐ Full Rejection

Bill of Lading Reference Number:

17b. Alternate Consignee (or Shipper) — U.S. EPA ID Number

Facility's Phone:

17c. Signature of Alternate Consignee (or Shipper) — Month Day Year

18. Designated Receiving Facility Owner or Operator: Certification of receipt of materials covered by the bill of lading except as noted in Item 17a

Printed/Typed Name: Kaline Davis — Signature — Month 12 Day 11 Year 21

SHIPPER / INT'L / TRANSPORTER / DESIGNATED CONSIGNEE

SHIPPER

COVANTA
Environmental Solutions

Corporate Office
5300 N 33rd St. - Milwaukee, WI 53209
Phone: 800-842-9792 Fax: 414-461-3812

SO205384

BILL OF LADING	1. Shipper ID Number	2. Page 1 of	3. Emergency Response Phone	4. Tracking Number
	NCVSQG		(800) 814-1204	CES 139896

SHIPPER

5. Shipper's Name and Mailing Address
Colonial Pipeline Company
14108 Huntersville-Concord Road
Huntersvile North Carolina 28078
Shipper's Phone:

Shipper's Site Address (if different than mailing address)
Colonial Pipeline Company
14108 Huntersville-Concord Road
Huntersvile North Carolina 28078

6. Transporter 1 Company Name: Covanta Environmental Solutions — U.S. EPA ID Number: PAR000043026

7. Transporter 2 Company Name — U.S. EPA ID Number:

8. Consignee Name and Site Address
Covanta Environmental Solutions LLC
2503 Fayetteville Street
Asheboro NC 27203 (336) 683-0911
Facility's Phone:

U.S. EPA ID Number: NCR000135384

HM	9. Shipping Name and Description	10. Containers No.	10. Containers Type	11. Total Quantity	12. Unit Wt./Vol.	
	1. X NA1993, Combustible liquid, n.o.s., (Contains <10% Gasoline), Comb liq, III, ERG# 128	2	TT	5010	Gal	PLACARD? YES ☐ None NO ☐
	2.					PLACARD? YES ☐ NO ☐
	3.					PLACARD? YES ☐ NO ☐
	4.					PLACARD? YES ☐ NO ☐

13. Special Handling Instructions and Additional Information
1 5005955 Petroleum Contact Water CWT: N/A PO#:

Trailer #_____
Emergency Response Guide On-Board
Site arrival time _____
Site departure time _____
www.covanta.com

14. SHIPPER'S CERTIFICATION: I certify the materials are accurately described.
Shipper's/Offeror's Printed/Typed Name: [signature] Signature: [signature] Month 6 Day 12 Year 21

INT'L
15. International Shipments ☐ Import to U.S. ☐ Export from U.S. Port of entry/exit:
Transporter Signature (for exports only): Date leaving U.S.:

TRANSPORTER
16. Transporter Acknowledgment of Receipt of Materials
Transporter 1 Printed/Typed Name: James Green Signature: James Green Month 6 Day 12 Year 21
Transporter 2 Printed/Typed Name: Signature: Month Day Year

DESIGNATED CONSIGNEE
17. Discrepancy
17a. Discrepancy Indication Space ☐ Quantity ☐ Type ☐ Residue ☐ Partial Rejection ☐ Full Rejection
Bill of Lading Reference Number:
17b. Alternate Consignee (or Shipper) U.S. EPA ID Number
Facility's Phone:
17c. Signature of Alternate Consignee (or Shipper) Month Day Year

18. Designated Receiving Facility Owner or Operator: Certification of receipt of materials covered by the bill of lading except as noted in Item 17a
Printed/Typed Name: Kaline Davis Signature: [signature] Month 6 Day 12 Year 21

SHIPPER

COVANTA
Environmental Solutions

SO205382

Corporate Office
5300 N 33rd St. - Milwaukee, WI 53209
Phone: 800-842-9792 Fax: 414-461-3812

BILL OF LADING

1. Shipper ID Number	2. Page 1 of	3. Emergency Response Phone	4. Tracking Number
NCVSQG		(800) 814-1204	CES 139893

SHIPPER

5. Shipper's Name and Mailing Address
Colonial Pipeline Company
14108 Huntersville-Concord Road
Huntersvile North Carolina 28078
Shipper's Phone:

Shipper's Site Address (if different than mailing address)
Colonial Pipeline Company
14108 Huntersville-Concord Road
Huntersvile North Carolina 28078

6. Transporter 1 Company Name: Covanta Environmental Solutions — U.S. EPA ID Number: PAR000043026

7. Transporter 2 Company Name — U.S. EPA ID Number

8. Consignee Name and Site Address
Covanta Environmental Solutions LLC
2503 Fayetteville Street
Asheboro NC 27203 (336) 683-0911
Facility's Phone:

U.S. EPA ID Number: NCR000135384

HM	9. Shipping Name and Description	10. Containers No.	10. Containers Type	11. Total Quantity	12. Unit Wt./Vol.	
	1. X NA1993, Combustible liquid, n.o.s., (Contains <10% Gasoline), Comb liq, III, ERG# 128	1	TT	5000	G	PLACARD? None YES ☐ NO ☐
	2.					PLACARD? YES ☐ NO ☐
	3.					PLACARD? YES ☐ NO ☐
	4.					PLACARD? YES ☐ NO ☐

13. Special Handling Instructions and Additional Information
1 5005955 Petroleum Contact Water CWT: N/A PO#:

Trailer #_____
Emergency Response Guide On-board
Site arrival time _____
Site departure time _____
www.covanta.com

14. SHIPPER'S CERTIFICATION: I certify the materials are accurately described.

Shipper's/Offeror's Printed/Typed Name: Danny Waters — Signature — Month 4 Day 6 Year 21

INT'L

15. International Shipments ☐ Import to U.S. ☐ Export from U.S. Port of entry/exit:
Transporter Signature (for exports only): Date leaving U.S.:

TRANSPORTER

16. Transporter Acknowledgment of Receipt of Materials

Transporter 1 Printed/Typed Name: Greg Hurwekas — Signature — Month 4 Day 12 Year 21

Transporter 2 Printed/Typed Name — Signature — Month Day Year

DESIGNATED CONSIGNEE

17. Discrepancy

17a. Discrepancy Indication Space ☐ Quantity ☐ Type ☐ Residue ☐ Partial Rejection ☐ Full Rejection

Bill of Lading Reference Number:

17b. Alternate Consignee (or Shipper) — U.S. EPA ID Number

Facility's Phone:

17c. Signature of Alternate Consignee (or Shipper) — Month Day Year

18. Designated Receiving Facility Owner or Operator: Certification of receipt of materials covered by the bill of lading except as noted in Item 17a

Printed/Typed Name: Kaline Davis — Signature — Month 4 Day 12 Year 21

COVANTA
Environmental Solutions

RD-40 TR-18

SO205386

Corporate Office
5300 N 33rd St. - Milwaukee, WI 53209
Phone: 800-842-9792 Fax: 414-461-3812

BILL OF LADING

1. Shipper ID Number	2. Page 1 of	3. Emergency Response Phone	4. Tracking Number
NCVSQG		(800) 814-1204	CES 139898

SHIPPER

5. Shipper's Name and Mailing Address
Colonial Pipeline Company
14108 Huntersville-Concord Road
Huntersvile North Carolina 28078
Shipper's Phone:

Shipper's Site Address (if different than mailing address)
Colonial Pipeline Company
14108 Huntersville-Concord Road
Huntersvile North Carolina 28078

6. Transporter 1 Company Name: Covanta Environmental Solutions — U.S. EPA ID Number: PAR000043026

7. Transporter 2 Company Name — U.S. EPA ID Number:

8. Consignee Name and Site Address
Covanta Environmental Solutions LLC
2503 Fayetteville Street
Asheboro NC 27203 (336) 683-0911
Facility's Phone:

U.S. EPA ID Number: NCR000135384

HM	9. Shipping Name and Description	10. Containers No.	10. Containers Type	11. Total Quantity	12. Unit Wt./Vol.	
	1. X NA1993, Combustible liquid, n.o.s., (Contains <10% Gasoline), Comb liq, III, ERG# 128	1	TT	5076	G	PLACARD? None YES ☐ NO ☐
	2.					PLACARD? YES ☐ NO ☐
	3.					PLACARD? YES ☐ NO ☐
	4.					PLACARD? YES ☐ NO ☐

13. Special Handling Instructions and Additional Information
1 5005955 Petroleum Contact Water CWT: N/A PO#:

Trailer # TR-18
Emergency Response Guide On Board
Site arrival time 6:40 AM
Site departure time 9:15
www.covanta.com

14. SHIPPER'S CERTIFICATION: I certify the materials are accurately described.

Shipper's/Offeror's Printed/Typed Name: Danny Wooten — Signature — Month 12 Day 21 Year

INT'L

15. International Shipments ☐ Import to U.S. ☐ Export from U.S. Port of entry/exit:
Transporter Signature (for exports only): Date leaving U.S.:

TRANSPORTER

16. Transporter Acknowledgment of Receipt of Materials

Transporter 1 Printed/Typed Name: Bill Johnston — Signature: Bill Johnston — Month 12 Day 21 Year

Transporter 2 Printed/Typed Name — Signature — Month Day Year

DESIGNATED CONSIGNEE

17. Discrepancy

17a. Discrepancy Indication Space ☐ Quantity ☐ Type ☐ Residue ☐ Partial Rejection ☐ Full Rejection

Bill of Lading Reference Number:

17b. Alternate Consignee (or Shipper) — U.S. EPA ID Number
Facility's Phone:

17c. Signature of Alternate Consignee (or Shipper) — Month Day Year

18. Designated Receiving Facility Owner or Operator: Certification of receipt of materials covered by the bill of lading except as noted in Item 17a

Printed/Typed Name: Kaline Davis — Signature — Month 12 Day 21 Year

COVANTA
Environmental Solutions

SO205383

Corporate Office
5300 N 33rd St. - Milwaukee, WI 53209
Phone: 800-842-9792 Fax: 414-461-3812

BILL OF LADING

1. Shipper ID Number	2. Page 1 of	3. Emergency Response Phone	4. Tracking Number
NCVSQG		(800) 814-1204	CES 139895

SHIPPER

5. Shipper's Name and Mailing Address
Colonial Pipeline Company
14108 Huntersville-Concord Road
Huntersvile North Carolina 28078
Shipper's Phone:

Shipper's Site Address (if different than mailing address)
Colonial Pipeline Company
14108 Huntersville-Concord Road
Huntersvile North Carolina 28078

6. Transporter 1 Company Name: Covanta Environmental Solutions — U.S. EPA ID Number: PAR000043026

7. Transporter 2 Company Name — U.S. EPA ID Number:

8. Consignee Name and Site Address
Covanta Environmental Solutions LLC
2503 Fayetteville Street
Asheboro NC 27203 (336) 683-0911
Facility's Phone:

U.S. EPA ID Number: NCR000135384

HM	9. Shipping Name and Description	10. Containers No.	10. Containers Type	11. Total Quantity	12. Unit Wt./Vol.	
	1. X NA1993, Combustible liquid, n.o.s., (Contains <10% Gasoline), Comb liq, III, ERG# 128	2	TT	5000	gal	PLACARD? None YES ☐ NO ☐
	2.					PLACARD? YES ☐ NO ☐
	3.					PLACARD? YES ☐ NO ☐
	4.					PLACARD? YES ☐ NO ☐

13. Special Handling Instructions and Additional Information
1 5005955 Petroleum Contact Water CWT: N/A PO#:

Trailer #_____
Emergency Response Guide On-board
Site arrival time _____
Site departure time _____
www.covanta.com

14. SHIPPER'S CERTIFICATION: I certify the materials are accurately described.

Shipper's/Offeror's Printed/Typed Name: Danny Wooten — Signature: Danny Wooten — Month 12 Day 21 Year

INT'L

15. International Shipments ☐ Import to U.S. ☐ Export from U.S. Port of entry/exit:
Transporter Signature (for exports only): Date leaving U.S.:

TRANSPORTER

16. Transporter Acknowledgment of Receipt of Materials

Transporter 1 Printed/Typed Name: James Green — Signature: James Green — Month 12 Day 21 Year

Transporter 2 Printed/Typed Name — Signature — Month Day Year

DESIGNATED CONSIGNEE

17. Discrepancy

17a. Discrepancy Indication Space ☐ Quantity ☐ Type ☐ Residue ☐ Partial Rejection ☐ Full Rejection

Bill of Lading Reference Number:

17b. Alternate Consignee (or Shipper) — U.S. EPA ID Number

Facility's Phone:

17c. Signature of Alternate Consignee (or Shipper) — Month Day Year

18. Designated Receiving Facility Owner or Operator: Certification of receipt of materials covered by the bill of lading except as noted in Item 17a

Printed/Typed Name: Kaline Davis — Signature — Month 12 Day 21 Year

COVANTA
Environmental Solutions

SO205388

Corporate Office
5300 N 33rd St. - Milwaukee, WI 53209
Phone: 800-842-9792 Fax: 414-461-3812

BILL OF LADING

1. Shipper ID Number	2. Page 1 of	3. Emergency Response Phone	4. Tracking Number
NCVSQG	1	(800) 814-1204	CES 139891

SHIPPER

5. Shipper's Name and Mailing Address
Colonial Pipeline Company
14108 Huntersville-Concord Road
Huntersvile North Carolina 28078
Shipper's Phone:

Shipper's Site Address (if different than mailing address)
Colonial Pipeline Company
14108 Huntersville-Concord Road
Huntersvile North Carolina 28078

6. Transporter 1 Company Name: Covanta Environmental Solutions
U.S. EPA ID Number: PAR000043026

7. Transporter 2 Company Name:
U.S. EPA ID Number:

8. Consignee Name and Site Address
Covanta Environmental Solutions LLC
2503 Fayetteville Street
Asheboro NC 27203 (336) 683-0911
Facility's Phone:
U.S. EPA ID Number: NCR000135384

HM	9. Shipping Name and Description	10. Containers No.	10. Containers Type	11. Total Quantity	12. Unit Wt./Vol.	
	1. X NA1993, Combustible liquid, n.o.s., (Contains <10% Gasoline), Comb liq, III, ERG# 128	1	TT	5124	G	PLACARD? None YES ☐ NO ☐
	2.					PLACARD? YES ☐ NO ☐
	3.					PLACARD? YES ☐ NO ☐
	4.					PLACARD? YES ☐ NO ☐

13. Special Handling Instructions and Additional Information
1 5005955 Petroleum Contact Water CWT: N/A PO#:

Trailer #:
Emergency Response Guide On-board
Site arrival time
Site departure time
www.covanta.com

14. SHIPPER'S CERTIFICATION: I certify the materials are accurately described.
Shipper's/Offeror's Printed/Typed Name: X Tim Moyer for Adam Harris
Signature: T-Moy
Month 6 Day 13 Year 21

INT'L
15. International Shipments ☐ Import to U.S. ☐ Export from U.S. Port of entry/exit:
Transporter Signature (for exports only): Date leaving U.S.:

TRANSPORTER
16. Transporter Acknowledgment of Receipt of Materials
Transporter 1 Printed/Typed Name: James Prather
Signature:
Month 6 Day 13 Year 21
Transporter 2 Printed/Typed Name:
Signature:
Month Day Year

DESIGNATED CONSIGNEE
17. Discrepancy
17a. Discrepancy Indication Space ☐ Quantity ☐ Type ☐ Residue ☐ Partial Rejection ☐ Full Rejection
Bill of Lading Reference Number:
17b. Alternate Consignee (or Shipper)
U.S. EPA ID Number
Facility's Phone:
17c. Signature of Alternate Consignee (or Shipper)
Month Day Year

18. Designated Receiving Facility Owner or Operator: Certification of receipt of materials covered by the bill of lading except as noted in Item 17a
Printed/Typed Name: Kaline Davis
Signature:
Month 6 Day 13 Year 21

SHIPPER

COVANTA
Environmental Solutions

Corporate Office
5300 N 33rd St. - Milwaukee, WI 53209
Phone: 800-842-9792 Fax: 414-461-3812

SO205388

BILL OF LADING	1. Shipper ID Number	2. Page 1 of	3. Emergency Response Phone	4. Tracking Number
	NCVSQG		(800) 814-1204	CES 139892

SHIPPER

5. Shipper's Name and Mailing Address

Colonial Pipeline Company
14108 Huntersville-Concord Road
Huntersvile North Carolina 28078
Shipper's Phone:

Shipper's Site Address (if different than mailing address)

Colonial Pipeline Company
14108 Huntersville-Concord Road
Huntersvile North Carolina 28078

6. Transporter 1 Company Name: Covanta Environmental Solutions — U.S. EPA ID Number: PAR000043026

7. Transporter 2 Company Name — U.S. EPA ID Number:

8. Consignee Name and Site Address

Covanta Environmental Solutions LLC
2503 Fayetteville Street
Asheboro NC 27203 (336) 683-0911
Facility's Phone:

U.S. EPA ID Number: NCR000135384

HM	9. Shipping Name and Description	10. Containers No.	10. Containers Type	11. Total Quantity	12. Unit Wt./Vol.	
	1. X NA1993, Combustible liquid, n.o.s., (Contains <10% Gasoline), Comb liq, III, ERG# 128	1	TT	5705	G	PLACARD? YES ☐ NO ☐ None
	2.					PLACARD? YES ☐ NO ☐
	3.					PLACARD? YES ☐ NO ☐
	4.					PLACARD? YES ☐ NO ☐

13. Special Handling Instructions and Additional Information

1 5005955 Petroleum Contact Water CWT: N/A PO#:

Trailer #_____
Emergency Response Guide On-board
Site arrival time _____
Site departure time _____
www.covanta.com

14. SHIPPER'S CERTIFICATION: I certify the materials are accurately described.

Shipper's/Offeror's Printed/Typed Name: Tim Moyer for Adam Harris — Signature: T.L.Moy — Month: 12 Day: 13 Year: 21

INT'L

15. International Shipments ☐ Import to U.S. ☐ Export from U.S. Port of entry/exit: _____
Transporter Signature (for exports only): Date leaving U.S.:

TRANSPORTER

16. Transporter Acknowledgment of Receipt of Materials

Transporter 1 Printed/Typed Name: Bobby Jarrett — Signature: Bobby Jarrett — Month: 12 Day: 13 Year: 21

Transporter 2 Printed/Typed Name — Signature — Month — Day — Year

DESIGNATED CONSIGNEE

17. Discrepancy

17a. Discrepancy Indication Space ☐ Quantity ☐ Type ☐ Residue ☐ Partial Rejection ☐ Full Rejection

Bill of Lading Reference Number:

17b. Alternate Consignee (or Shipper) — U.S. EPA ID Number

Facility's Phone:

17c. Signature of Alternate Consignee (or Shipper) — Month — Day — Year

18. Designated Receiving Facility Owner or Operator: Certification of receipt of materials covered by the bill of lading except as noted in Item 17a

Printed/Typed Name: KalineDavis — Signature: Kaline Davis — Month: 12 Day: 13 Year: 21

COVANTA
Environmental Solutions

RD-40 TR-18

SO206338

Corporate Office
5300 N 33rd St. - Milwaukee, WI 53209
Phone: 800-842-9792 Fax: 414-461-3812

BILL OF LADING

1. Shipper ID Number	2. Page 1 of	3. Emergency Response Phone	4. Tracking Number
NCVSQG		(800) 814-1204	CES 139884

SHIPPER

5. Shipper's Name and Mailing Address
Colonial Pipeline Company
14108 Huntersville-Concord Road
Huntersvile North Carolina 28078
Shipper's Phone:

Shipper's Site Address (if different than mailing address)
Colonial Pipeline Company
14108 Huntersville-Concord Road
Huntersvile North Carolina 28078

6. Transporter 1 Company Name: Covanta Environmental Solutions
U.S. EPA ID Number: PAR000043026

7. Transporter 2 Company Name:
U.S. EPA ID Number:

8. Consignee Name and Site Address
Covanta Environmental Solutions LLC
2503 Fayetteville Street
Asheboro NC 27203 (336) 683-0911
Facility's Phone:
U.S. EPA ID Number: NCR000135384

HM	9. Shipping Name and Description	10. Containers No.	10. Containers Type	11. Total Quantity	12. Unit Wt./Vol.	
	1. X NA1993, Combustible liquid, n.o.s., (Contains <10% Gasoline), Comb liq, III, ERG# 128	1	TT	5076	G	PLACARD? YES ☐ NO ☐ None
	2.					PLACARD? YES ☐ NO ☐
	3.					PLACARD? YES ☐ NO ☐
	4.					PLACARD? YES ☐ NO ☐

13. Special Handling Instructions and Additional Information
1 5005955 Petroleum Contact Water CWT: N/A PO#:

Trailer # TR-18
Emergency Response Guide Acc
Site arrival time 6:45 Am
Site departure time 9:00 Am
www.covanta.com

14. SHIPPER'S CERTIFICATION: I certify the materials are accurately described.
Shipper's/Offeror's Printed/Typed Name: Danny Wooten
Signature:
Month 10 Day 14 Year 21

INT'L
15. International Shipments ☐ Import to U.S. ☐ Export from U.S. Port of entry/exit:
Transporter Signature (for exports only): Date leaving U.S.:

TRANSPORTER
16. Transporter Acknowledgment of Receipt of Materials
Transporter 1 Printed/Typed Name: Bill Johnston
Signature: Bill Johnston
Month 10 Day 14 Year 21
Transporter 2 Printed/Typed Name:
Signature:
Month Day Year

DESIGNATED CONSIGNEE
17. Discrepancy
17a. Discrepancy Indication Space ☐ Quantity ☐ Type ☐ Residue ☐ Partial Rejection ☐ Full Rejection
Bill of Lading Reference Number:
17b. Alternate Consignee (or Shipper)
U.S. EPA ID Number:
Facility's Phone:
17c. Signature of Alternate Consignee (or Shipper)
Month Day Year

18. Designated Receiving Facility Owner or Operator: Certification of receipt of materials covered by the bill of lading except as noted in Item 17a
Printed/Typed Name: Kaline Davis
Signature:
Month 10 Day 14 Year 21

COVANTA
Environmental Solutions

Corporate Office
5300 N 33rd St. - Milwaukee, WI 53209
Phone: 800-842-9792 Fax: 414-461-3812

SO206336

BILL OF LADING	1. Shipper ID Number	2. Page 1 of	3. Emergency Response Phone	4. Tracking Number
	NCVSQG		(800) 814-1204	CES 139881

SHIPPER

5. Shipper's Name and Mailing Address
Colonial Pipeline Company
14108 Huntersville-Concord Road
Huntersvile North Carolina 28078
Shipper's Phone:

Shipper's Site Address (if different than mailing address)
Colonial Pipeline Company
14108 Huntersville-Concord Road
Huntersvile North Carolina 28078

6. Transporter 1 Company Name
Covanta Environmental Solutions
U.S. EPA ID Number
PAR000043026

7. Transporter 2 Company Name
U.S. EPA ID Number

8. Consignee Name and Site Address
Covanta Environmental Solutions LLC
2503 Fayetteville Street
Asheboro NC 27203 (336) 683-0911
Facility's Phone:
U.S. EPA ID Number
NCR000135384

HM	9. Shipping Name and Description	10. Containers No.	10. Containers Type	11. Total Quantity	12. Unit Wt./Vol.	
	1. X NA1993, Combustible liquid, n.o.s., (Contains <10% Gasoline), Comb liq, III, ERG# 128	1	TT	5125	G	PLACARD? None YES ☐ NO ☐
	2.					PLACARD? YES ☐ NO ☐
	3.					PLACARD? YES ☐ NO ☐
	4.					PLACARD? YES ☐ NO ☐

13. Special Handling Instructions and Additional Information
1 5005955 Petroleum Contact Water CWT: N/A PO#:

Trailer #_____
Emergency Response Guide On-board
Site arrival time _____
Site departure time _____
www.covanta.com

14. SHIPPER'S CERTIFICATION: I certify the materials are accurately described.
Shipper's/Offeror's Printed/Typed Name: Danny Wooten
Signature:
Month 10 Day 14 Year 21

INT'L
15. International Shipments ☐ Import to U.S. ☐ Export from U.S. Port of entry/exit:
Transporter Signature (for exports only): Date leaving U.S.:

TRANSPORTER
16. Transporter Acknowledgment of Receipt of Materials
Transporter 1 Printed/Typed Name: Bobby Jarrett
Signature:
Month 10 Day 14 Year 21
Transporter 2 Printed/Typed Name:
Signature:
Month Day Year

DESIGNATED CONSIGNEE
17. Discrepancy
17a. Discrepancy Indication Space ☐ Quantity ☐ Type ☐ Residue ☐ Partial Rejection ☐ Full Rejection
Bill of Lading Reference Number:
17b. Alternate Consignee (or Shipper)
U.S. EPA ID Number
Facility's Phone:
17c. Signature of Alternate Consignee (or Shipper)
Month Day Year

18. Designated Receiving Facility Owner or Operator: Certification of receipt of materials covered by the bill of lading except as noted in Item 17a
Printed/Typed Name: KalineDavis
Signature:
Month 10 Day 14 Year 21

COVANTA
Environmental Solutions

RD 40 TR-18

SO206335

Corporate Office
5300 N 33rd St. - Milwaukee, WI 53209
Phone: 800-842-9792 Fax: 414-461-3812

BILL OF LADING

1. Shipper ID Number	2. Page 1 of	3. Emergency Response Phone	4. Tracking Number
NCVSQG		(800) 814-1204	CES 139882

SHIPPER

5. Shipper's Name and Mailing Address
Colonial Pipeline Company
14108 Huntersville-Concord Road
Huntersvile North Carolina 28078
Shipper's Phone:

Shipper's Site Address (if different than mailing address)
Colonial Pipeline Company
14108 Huntersville-Concord Road
Huntersvile North Carolina 28078

6. Transporter 1 Company Name
Covanta Environmental Solutions
U.S. EPA ID Number
PAR000043026

7. Transporter 2 Company Name
U.S. EPA ID Number

8. Consignee Name and Site Address
Covanta Environmental Solutions LLC
2503 Fayetteville Street
Asheboro NC 27203 (336) 683-0911
Facility's Phone:
U.S. EPA ID Number
NCR000135384

HM	9. Shipping Name and Description	10. Containers No.	10. Containers Type	11. Total Quantity	12. Unit Wt./Vol.	
	1. X NA1993, Combustible liquid, n.o.s., (Contains <10% Gasoline), Comb liq, III, ERG# 128	1	TT	5076	G	PLACARD? None YES ☐ NO ☐
	2.					PLACARD? YES ☐ NO ☐
	3.					PLACARD? YES ☐ NO ☐
	4.					PLACARD? YES ☐ NO ☐

13. Special Handling Instructions and Additional Information
1 5005955 Petroleum Contact Water CWT: N/A PO#:

Trailer # TR-18
Emergency Response Guide Compan
Site arrival time 12:35 PM
Site departure time 1:15 PM
www.covanta.com

14. SHIPPER'S CERTIFICATION: I certify the materials are accurately described.
Shipper's/Offeror's Printed/Typed Name: Doug Wooten
Signature: Doug Wooten
Month 6 Day 14 Year 21

INT'L
15. International Shipments ☐ Import to U.S. ☑ Export from U.S. Port of entry/exit:
Transporter Signature (for exports only): Date leaving U.S.:

TRANSPORTER
16. Transporter Acknowledgment of Receipt of Materials
Transporter 1 Printed/Typed Name: Bill Johnston
Signature: Bill Johnston
Month 6 Day 14 Year 21
Transporter 2 Printed/Typed Name
Signature
Month Day Year

DESIGNATED CONSIGNEE
17. Discrepancy
17a. Discrepancy Indication Space ☐ Quantity ☐ Type ☐ Residue ☐ Partial Rejection ☐ Full Rejection
Bill of Lading Reference Number:
17b. Alternate Consignee (or Shipper)
U.S. EPA ID Number
Facility's Phone:
17c. Signature of Alternate Consignee (or Shipper)
Month Day Year

18. Designated Receiving Facility Owner or Operator: Certification of receipt of materials covered by the bill of lading except as noted in Item 17a
Printed/Typed Name: Katina Davis
Signature
Month 6 Day 14 Year 21

COVANTA
Environmental Solutions

Corporate Office
5300 N 33rd St. - Milwaukee, WI 53209
Phone: 800-842-9792 Fax: 414-461-3812

SO205385

BILL OF LADING	1. Shipper ID Number	2. Page 1 of	3. Emergency Response Phone	4. Tracking Number
	NCVSQG		(800) 814-1204	CES 139897

SHIPPER

5. Shipper's Name and Mailing Address
Colonial Pipeline Company
14108 Huntersville-Concord Road
Huntersvile North Carolina 28078
Shipper's Phone:

Shipper's Site Address (if different than mailing address)
Colonial Pipeline Company
14108 Huntersville-Concord Road
Huntersvile North Carolina 28078

6. Transporter 1 Company Name: Covanta Environmental Solutions — U.S. EPA ID Number: PAR000043026

7. Transporter 2 Company Name — U.S. EPA ID Number:

8. Consignee Name and Site Address
Covanta Environmental Solutions LLC
2503 Fayetteville Street
Asheboro NC 27203 (336) 683-0911
Facility's Phone:

U.S. EPA ID Number: NCR000135384

HM	9. Shipping Name and Description	10. Containers No.	10. Containers Type	11. Total Quantity	12. Unit Wt./Vol.	
	1. X NA1993, Combustible liquid, n.o.s., (Contains <10% Gasoline), Comb liq, III, ERG# 128	1	TT	5100	G	PLACARD? YES ☐ None NO ☐
	2.					PLACARD? YES ☐ NO ☐
	3.					PLACARD? YES ☐ NO ☐
	4.					PLACARD? YES ☐ NO ☐

13. Special Handling Instructions and Additional Information
1 5005955 Petroleum Contact Water CWT: N/A PO#:

Trailer #_____
Emergency Response Guide On-boar
Site arrival time _____
Site departure time _____
www.covanta.com

14. SHIPPER'S CERTIFICATION: I certify the materials are accurately described.
Shipper's/Offeror's Printed/Typed Name: Danny Wooten — Signature — Month 6 Day 14 Year 21

INT'L
15. International Shipments ☐ Import to U.S. ☐ Export from U.S. Port of entry/exit:
Transporter Signature (for exports only): Date leaving U.S.:

TRANSPORTER
16. Transporter Acknowledgment of Receipt of Materials
Transporter 1 Printed/Typed Name: Tim Klaus — Signature — Month 6 Day 14 Year 21
Transporter 2 Printed/Typed Name — Signature — Month Day Year

DESIGNATED CONSIGNEE
17. Discrepancy
17a. Discrepancy Indication Space ☐ Quantity ☐ Type ☐ Residue ☐ Partial Rejection ☐ Full Rejection
Bill of Lading Reference Number:
17b. Alternate Consignee (or Shipper) — U.S. EPA ID Number
Facility's Phone:
17c. Signature of Alternate Consignee (or Shipper) — Month Day Year

18. Designated Receiving Facility Owner or Operator: Certification of receipt of materials covered by the bill of lading except as noted in Item 17a
Printed/Typed Name: KatineDavis — Signature — Month 6 Day 14 Year 21

COVANTA
Environmental Solutions

SO206337

Corporate Office
5300 N 33rd St. - Milwaukee, WI 53209
Phone: 800-842-9792 Fax: 414-461-3812

BILL OF LADING

1. Shipper ID Number	2. Page 1 of	3. Emergency Response Phone	4. Tracking Number
NCVSQG		(800) 814-1204	CES 139814

SHIPPER

5. Shipper's Name and Mailing Address
Colonial Pipeline Company
14108 Huntersville-Concord Road
Huntersvile North Carolina 28078
Shipper's Phone:

Shipper's Site Address (if different than mailing address)
Colonial Pipeline Company
14108 Huntersville-Concord Road
Huntersvile North Carolina 28078

6. Transporter 1 Company Name: Covanta Environmental Solutions — U.S. EPA ID Number: PAR000043026

7. Transporter 2 Company Name — U.S. EPA ID Number:

8. Consignee Name and Site Address
Covanta Environmental Solutions LLC
2503 Fayetteville Street
Asheboro NC 27203 (336) 683-0911
Facility's Phone:
U.S. EPA ID Number: NCR000135384

HM	9. Shipping Name and Description	10. Containers No.	10. Containers Type	11. Total Quantity	12. Unit Wt./Vol.	
	1. X NA1993, Combustible liquid, n.o.s., (Contains <10% Gasoline), Comb liq, III, ERG# 128	1	TT	4335 4~~335~~	G	PLACARD? NONE YES ☐ NO ☐
	2.					PLACARD? YES ☐ NO ☐
	3.					PLACARD? YES ☐ NO ☐
	4.					PLACARD? YES ☐ NO ☐

13. Special Handling Instructions and Additional Information
1 5005955 Petroleum Contact Water CWT: N/A PO#:

Trailer #_____
Emergency Response Guide On-board
Site arrival time _____
Site departure time _____
www.covanta.com

14. SHIPPER'S CERTIFICATION: I certify the materials are accurately described.

Shipper's/Offeror's Printed/Typed Name: Danny Wooten — Signature: [signature] — Month 10 Day 14 Year 21

INT'L

15. International Shipments ☐ Import to U.S. ☒ Export from U.S. Port of entry/exit: _____
Transporter Signature (for exports only): Date leaving U.S.:

TRANSPORTER

16. Transporter Acknowledgment of Receipt of Materials

Transporter 1 Printed/Typed Name: Bobby Jarrett — Signature: [signature] — Month 10 Day 14 Year 21

Transporter 2 Printed/Typed Name — Signature — Month Day Year

DESIGNATED CONSIGNEE

17. Discrepancy

17a. Discrepancy Indication Space ☐ Quantity ☐ Type ☐ Residue ☐ Partial Rejection ☐ Full Rejection

Bill of Lading Reference Number:

17b. Alternate Consignee (or Shipper) — U.S. EPA ID Number
Facility's Phone:

17c. Signature of Alternate Consignee (or Shipper) — Month Day Year

18. Designated Receiving Facility Owner or Operator: Certification of receipt of materials covered by the bill of lading except as noted in Item 17a

Printed/Typed Name: Kaline Davis — Signature: [signature] — Month 10 Day 14 Year 21

COVANTA
Environmental Solutions

RD-40 TR-18

SO206339

Corporate Office
5300 N 33rd St. - Milwaukee, WI 53209
Phone: 800-842-9792 Fax: 414-461-3812

BILL OF LADING

1. Shipper ID Number	2. Page 1 of	3. Emergency Response Phone	4. Tracking Number
NCVSQG		(800) 814-1204	CES 139809

SHIPPER

5. Shipper's Name and Mailing Address
Colonial Pipeline Company
14108 Huntersville-Concord Road
Huntersvile North Carolina 28078
Shipper's Phone:

Shipper's Site Address (if different than mailing address)
Colonial Pipeline Company
14108 Huntersville-Concord Road
Huntersvile North Carolina 28078

6. Transporter 1 Company Name: Covanta Environmental Solutions — U.S. EPA ID Number: PAR000043026

7. Transporter 2 Company Name — U.S. EPA ID Number:

8. Consignee Name and Site Address
Covanta Environmental Solutions LLC
2503 Fayetteville Street
Asheboro NC 27203 (336) 683-0911
Facility's Phone:

U.S. EPA ID Number: NCR000135384

HM	9. Shipping Name and Description	10. Containers No.	10. Containers Type	11. Total Quantity	12. Unit Wt./Vol.	
	1. X NA1993, Combustible liquid, n.o.s., (Contains <10% Gasoline), Comb liq, III, ERG# 128	1	TT	5076	G	PLACARD? YES ☐ NO ☐ None
	2.					PLACARD? YES ☐ NO ☐
	3.					PLACARD? YES ☐ NO ☐
	4.					PLACARD? YES ☐ NO ☐

13. Special Handling Instructions and Additional Information
1 5005955 Petroleum Contact Water CWT: N/A PO#:

Trailer # TR-18
Emergency Response Guide Onboard
Site arrival time 6:50 AM
Site departure time 8:40 AM
www.covanta.com

14. SHIPPER'S CERTIFICATION: I certify the materials are accurately described.
Shipper's/Offeror's Printed/Typed Name: Darry Wooten — Signature — Month 6 Day 15 Year 21

INT'L
15. International Shipments ☐ Import to U.S. ☑ Export from U.S. Port of entry/exit:
Transporter Signature (for exports only): Date leaving U.S.:

TRANSPORTER
16. Transporter Acknowledgment of Receipt of Materials
Transporter 1 Printed/Typed Name: Bill Johnston — Signature — Month 6 Day 15 Year 21
Transporter 2 Printed/Typed Name — Signature — Month Day Year

DESIGNATED CONSIGNEE
17. Discrepancy
17a. Discrepancy Indication Space ☐ Quantity ☐ Type ☐ Residue ☐ Partial Rejection ☐ Full Rejection
Bill of Lading Reference Number:
17b. Alternate Consignee (or Shipper) — U.S. EPA ID Number
Facility's Phone:
17c. Signature of Alternate Consignee (or Shipper) — Month Day Year

18. Designated Receiving Facility Owner or Operator: Certification of receipt of materials covered by the bill of lading except as noted in Item 17a
Printed/Typed Name: Kaline Davis — Signature — Month 6 Day 15 Year 21

COVANTA
Environmental Solutions

Corporate Office
5300 N 33rd St. - Milwaukee, WI 53209
Phone: 800-842-9792 Fax: 414-461-3812

SO206345

BILL OF LADING

1. Shipper ID Number	2. Page 1 of	3. Emergency Response Phone	4. Tracking Number
NCVSQG		(800) 814-1204	CES 139646

SHIPPER

5. Shipper's Name and Mailing Address
Colonial Pipeline Company
14108 Huntersville-Concord Road
Huntersvile North Carolina 28078
Shipper's Phone:

Shipper's Site Address (if different than mailing address)
Colonial Pipeline Company
14108 Huntersville-Concord Road
Huntersvile North Carolina 28078

6. Transporter 1 Company Name: Covanta Environmental Solutions — U.S. EPA ID Number: PAR000043026

7. Transporter 2 Company Name — U.S. EPA ID Number:

8. Consignee Name and Site Address
Covanta Environmental Solutions LLC
2503 Fayetteville Street
Asheboro NC 27203 (336) 683-0911
Facility's Phone:

U.S. EPA ID Number: NCR000135384

HM	9. Shipping Name and Description	10. Containers No.	10. Containers Type	11. Total Quantity	12. Unit Wt./Vol.	
	1. X NA1993, Combustible liquid, n.o.s., (Contains <10% Gasoline), Comb liq, III, ERG# 128	1	TT	5125	G	PLACARD? None YES ☐ NO ☐
	2.					PLACARD? YES ☐ NO ☐
	3.					PLACARD? YES ☐ NO ☐
	4.					PLACARD? YES ☐ NO ☐

13. Special Handling Instructions and Additional Information
1 5005955 Petroleum Contact Water CWT: N/A PO#:

Trailer #_____
Emergency Response Guide On-board
Site arrival time _____
Site departure time _____
www.covanta.com

14. SHIPPER'S CERTIFICATION: I certify the materials are accurately described.

Shipper's/Offeror's Printed/Typed Name: Tony Weston — Signature — Month: 12 Day: 15 Year: 21

INT'L

15. International Shipments ☐ Import to U.S. ☐ Export from U.S. Port of entry/exit:
Transporter Signature (for exports only): Date leaving U.S.:

TRANSPORTER

16. Transporter Acknowledgment of Receipt of Materials

Transporter 1 Printed/Typed Name: Bobby Jarrett — Signature — Month: 12 Day: 15 Year: 21

Transporter 2 Printed/Typed Name — Signature — Month — Day — Year

DESIGNATED CONSIGNEE

17. Discrepancy

17a. Discrepancy Indication Space ☐ Quantity ☐ Type ☐ Residue ☐ Partial Rejection ☐ Full Rejection

Bill of Lading Reference Number:

17b. Alternate Consignee (or Shipper) — U.S. EPA ID Number

Facility's Phone:

17c. Signature of Alternate Consignee (or Shipper) — Month — Day — Year

18. Designated Receiving Facility Owner or Operator: Certification of receipt of materials covered by the bill of lading except as noted in Item 17a

Printed/Typed Name: Nathaniel Davis — Signature — Month: 12 Day: 15 Year: 21

COVANTA
Environmental Solutions

RD-40 TR-18

SO206341

Corporate Office
5300 N 33rd St. - Milwaukee, WI 53209
Phone: 800-842-9792 Fax: 414-461-3812

BILL OF LADING

1. Shipper ID Number	2. Page 1 of	3. Emergency Response Phone	4. Tracking Number
NCVSQG		(800) 814-1204	CES 139644

SHIPPER

5. Shipper's Name and Mailing Address
Colonial Pipeline Company
14108 Huntersville-Concord Road
Huntersvile North Carolina 28078
Shipper's Phone:

Shipper's Site Address (if different than mailing address)
Colonial Pipeline Company
14108 Huntersville-Concord Road
Huntersvile North Carolina 28078

6. Transporter 1 Company Name: Covanta Environmental Solutions
U.S. EPA ID Number: PAR000043026

7. Transporter 2 Company Name:
U.S. EPA ID Number:

8. Consignee Name and Site Address
Covanta Environmental Solutions LLC
2503 Fayetteville Street
Asheboro NC 27203 (336) 683-0911
Facility's Phone:
U.S. EPA ID Number: NCR000135384

HM	9. Shipping Name and Description	10. Containers No.	10. Containers Type	11. Total Quantity	12. Unit Wt./Vol.	
	1. X NA1993, Combustible liquid, n.o.s., (Contains <10% Gasoline), Comb liq, III, ERG# 128	1	TT	4526	G	PLACARD? YES ☐ NO ☐
	2.					PLACARD? YES ☐ NO ☐
	3.					PLACARD? YES ☐ NO ☐
	4.					PLACARD? YES ☐ NO ☐

13. Special Handling Instructions and Additional Information
1 5005955 Petroleum Contact Water CWT: N/A PO#:

Trailer # TR-18
Emergency Response Guide Compar
Site arrival time 12:00 pm
Site departure time 1:30 pm
www.covanta.com

14. SHIPPER'S CERTIFICATION: I certify the materials are accurately described.

Shipper's/Offeror's Printed/Typed Name: Amy Webster
Signature: Amy Webster
Month 6 Day 15 Year 21

INT'L

15. International Shipments ☐ Import to U.S. ☐ Export from U.S. Port of entry/exit:
Transporter Signature (for exports only): Date leaving U.S.:

TRANSPORTER

16. Transporter Acknowledgment of Receipt of Materials

Transporter 1 Printed/Typed Name: Bill Johnston
Signature: Bill Johnston
Month 6 Day 15 Year 21

Transporter 2 Printed/Typed Name:
Signature:
Month Day Year

DESIGNATED CONSIGNEE

17. Discrepancy

17a. Discrepancy Indication Space ☐ Quantity ☐ Type ☐ Residue ☐ Partial Rejection ☐ Full Rejection

Bill of Lading Reference Number:

17b. Alternate Consignee (or Shipper)
U.S. EPA ID Number:
Facility's Phone:

17c. Signature of Alternate Consignee (or Shipper)
Month Day Year

18. Designated Receiving Facility Owner or Operator: Certification of receipt of materials covered by the bill of lading except as noted in Item 17a

Printed/Typed Name: Katina Davis
Signature:
Month 6 Day 15 Year 21

COVANTA
Environmental Solutions

SO206348

Corporate Office
5300 N 33rd St. - Milwaukee, WI 53209
Phone: 800-842-9792 Fax: 414-461-3812

BILL OF LADING

1. Shipper ID Number	2. Page 1 of	3. Emergency Response Phone	4. Tracking Number
NCVSQG		(800) 814-1204	CES 139640

SHIPPER

5. Shipper's Name and Mailing Address
Colonial Pipeline Company
14108 Huntersville-Concord Road
Huntersvile North Carolina 28078
Shipper's Phone:

Shipper's Site Address (if different than mailing address)
Colonial Pipeline Company
14108 Huntersville-Concord Road
Huntersvile North Carolina 28078

6. Transporter 1 Company Name: Covanta Environmental Solutions
U.S. EPA ID Number: PAR000043026

7. Transporter 2 Company Name:
U.S. EPA ID Number:

8. Consignee Name and Site Address
Covanta Environmental Solutions LLC
2503 Fayetteville Street
Asheboro NC 27203 (336) 683-0911
Facility's Phone:
U.S. EPA ID Number: NCR000135384

HM	9. Shipping Name and Description	10. Containers No.	10. Containers Type	11. Total Quantity	12. Unit Wt./Vol.	
	1. X NA1993, Combustible liquid, n.o.s., (Contains <10% Gasoline), Comb liq, III, ERG# 128	1	TT	5125	G	PLACARD? None YES ☐ NO ☐
	2.					PLACARD? YES ☐ NO ☐
	3.					PLACARD? YES ☐ NO ☐
	4.					PLACARD? YES ☐ NO ☐

13. Special Handling Instructions and Additional Information
1 5005955 Petroleum Contact Water CWT: N/A PO#:

Trailer #:
Emergency Response Guide On-board
Site arrival time
Site departure time
www.covanta.com

14. SHIPPER'S CERTIFICATION: I certify the materials are accurately described.

Shipper's/Offeror's Printed/Typed Name: Danny Wooten
Signature:
Month: 6 Day: 16 Year: 21

INT'L

15. International Shipments ☐ Import to U.S. ☐ Export from U.S. Port of entry/exit:
Transporter Signature (for exports only): Date leaving U.S.:

TRANSPORTER

16. Transporter Acknowledgment of Receipt of Materials

Transporter 1 Printed/Typed Name: Bobby Jarnot
Signature:
Month: 6 Day: 16 Year: 21

Transporter 2 Printed/Typed Name:
Signature:
Month: Day: Year:

DESIGNATED CONSIGNEE

17. Discrepancy

17a. Discrepancy Indication Space ☐ Quantity ☐ Type ☐ Residue ☐ Partial Rejection ☐ Full Rejection

Bill of Lading Reference Number:

17b. Alternate Consignee (or Shipper)
U.S. EPA ID Number:
Facility's Phone:

17c. Signature of Alternate Consignee (or Shipper)
Month: Day: Year:

18. Designated Receiving Facility Owner or Operator: Certification of receipt of materials covered by the bill of lading except as noted in Item 17a

Printed/Typed Name: Kalvin Davis
Signature:
Month: 6 Day: 16 Year: 21

SHIPPER

COVANTA
Environmental Solutions

RD-40 TR-18

SO206346

Corporate Office
5300 N 33rd St. - Milwaukee, WI 53209
Phone: 800-842-9792 Fax: 414-461-3812

BILL OF LADING

1. Shipper ID Number	2. Page 1 of	3. Emergency Response Phone	4. Tracking Number
NCVSQG		(800) 814-1204	CES 139638

SHIPPER

5. Shipper's Name and Mailing Address
Colonial Pipeline Company
14108 Huntersville-Concord Road
Huntersville North Carolina 28078
Shipper's Phone:

Shipper's Site Address (if different than mailing address)
Colonial Pipeline Company
14108 Huntersville-Concord Road
Huntersville North Carolina 28078

6. Transporter 1 Company Name: Covanta Environmental Solutions — U.S. EPA ID Number: PAR000043026

7. Transporter 2 Company Name — U.S. EPA ID Number:

8. Consignee Name and Site Address
Covanta Environmental Solutions LLC
2503 Fayetteville Street
Asheboro NC 27203 (336) 683-0911
Facility's Phone:

U.S. EPA ID Number: NCR000135384

HM	9. Shipping Name and Description	10. Containers No.	10. Containers Type	11. Total Quantity	12. Unit Wt./Vol.	
	1. X NA1993, Combustible liquid, n.o.s., (Contains <10% Gasoline), Comb liq, III, ERG# 128	1	TT	5076	G	PLACARD? None YES ☐ NO ☐
	2.					PLACARD? YES ☐ NO ☐
	3.					PLACARD? YES ☐ NO ☐
	4.					PLACARD? YES ☐ NO ☐

13. Special Handling Instructions and Additional Information
1 5005955 Petroleum Contact Water CWT: N/A PO#:

Trailer #: TR-18
Emergency Response Guide On-board
Site arrival time 6:40 AM
Site departure time 9:00 AM
www.covanta.com

14. SHIPPER'S CERTIFICATION: I certify the materials are accurately described.

Shipper's/Offeror's Printed/Typed Name: Danny Wooten — Signature: [signature] — Month 10 Day 16 Year 21

INT'L

15. International Shipments ☐ Import to U.S. ☐ Export from U.S. Port of entry/exit:
Transporter Signature (for exports only): Date leaving U.S.:

TRANSPORTER

16. Transporter Acknowledgment of Receipt of Materials

Transporter 1 Printed/Typed Name: Bill Johnston — Signature: Bill Johnston — Month 10 Day 16 Year 21

Transporter 2 Printed/Typed Name — Signature — Month Day Year

DESIGNATED CONSIGNEE

17. Discrepancy

17a. Discrepancy Indication Space ☐ Quantity ☐ Type ☐ Residue ☐ Partial Rejection ☐ Full Rejection

Bill of Lading Reference Number:

17b. Alternate Consignee (or Shipper) — U.S. EPA ID Number

Facility's Phone:

17c. Signature of Alternate Consignee (or Shipper) — Month Day Year

18. Designated Receiving Facility Owner or Operator: Certification of receipt of materials covered by the bill of lading except as noted in Item 17a

Printed/Typed Name: Kaline Davis — Signature: [signature] — Month 10 Day 16 Year 21

COVANTA
Environmental Solutions

SO206349

Corporate Office
5300 N 33rd St. - Milwaukee, WI 53209
Phone: 800-842-9792 Fax: 414-461-3812

BILL OF LADING

1. Shipper ID Number	2. Page 1 of	3. Emergency Response Phone	4. Tracking Number
NCVSQG		(800) 814-1204	CES 139641

SHIPPER

5. Shipper's Name and Mailing Address
Colonial Pipeline Company
14108 Huntersville-Concord Road
Huntersville North Carolina 28078
Shipper's Phone:

Shipper's Site Address (if different than mailing address)
Colonial Pipeline Company
14108 Huntersville-Concord Road
Huntersville North Carolina 28078

6. Transporter 1 Company Name
Covanta Environmental Solutions
U.S. EPA ID Number
PAR000043026

7. Transporter 2 Company Name
U.S. EPA ID Number

8. Consignee Name and Site Address
Covanta Environmental Solutions LLC
2503 Fayetteville Street
Asheboro NC 27203 (336) 683-0911
Facility's Phone:
U.S. EPA ID Number
NCR000135384

HM	9. Shipping Name and Description	10. Containers No.	10. Containers Type	11. Total Quantity	12. Unit Wt./Vol.	
	1. X NA1993, Combustible liquid, n.o.s., (Contains <10% Gasoline), Comb liq, III, ERG# 128	1	TT	5625	G	PLACARD? None YES ☐ NO ☐
	2.					PLACARD? YES ☐ NO ☐
	3.					PLACARD? YES ☐ NO ☐
	4.					PLACARD? YES ☐ NO ☐

13. Special Handling Instructions and Additional Information
1 5005955 Petroleum Contact Water CWT: N/A PO#:

Trailer #_____
Emergency Response Guide On-boar
Site arrival time _____
Site departure time _____
www.covanta.com

14. SHIPPER'S CERTIFICATION: I certify the materials are accurately described.
Shipper's/Offeror's Printed/Typed Name: Danny Wooten
Signature
Month 06 Day 10 Year 21

INT'L
15. International Shipments ☐ Import to U.S. ☐ Export from U.S. Port of entry/exit:
Transporter Signature (for exports only): Date leaving U.S.:

TRANSPORTER
16. Transporter Acknowledgment of Receipt of Materials
Transporter 1 Printed/Typed Name: Bobby Jarnett
Signature
Month 06 Day 10 Year 21
Transporter 2 Printed/Typed Name
Signature
Month Day Year

DESIGNATED CONSIGNEE
17. Discrepancy
17a. Discrepancy Indication Space ☐ Quantity ☐ Type ☐ Residue ☐ Partial Rejection ☐ Full Rejection
Bill of Lading Reference Number:
17b. Alternate Consignee (or Shipper)
U.S. EPA ID Number
Facility's Phone:
17c. Signature of Alternate Consignee (or Shipper)
Month Day Year

18. Designated Receiving Facility Owner or Operator: Certification of receipt of materials covered by the bill of lading except as noted in Item 17a
Printed/Typed Name: Halina Davis
Signature
Month 6 Day 11 Year 21

SHIPPER

COVANTA
Environmental Solutions

SO206352

Corporate Office
5300 N 33rd St. - Milwaukee, WI 53209
Phone: 800-842-9792 Fax: 414-461-3812

SHIPPER

BILL OF LADING	1. Shipper ID Number	2. Page 1 of	3. Emergency Response Phone	4. Tracking Number
	NCVSQG		(800) 814-1204	CES 139613

5. Shipper's Name and Mailing Address
Colonial Pipeline Company
14108 Huntersville-Concord Road
Huntersvile North Carolina 28078
Shipper's Phone:

Shipper's Site Address (if different than mailing address)
Colonial Pipeline Company
14108 Huntersville-Concord Road
Huntersvile North Carolina 28078

6. Transporter 1 Company Name: Covanta Environmental Solutions — U.S. EPA ID Number: PAR000043026

7. Transporter 2 Company Name — U.S. EPA ID Number:

8. Consignee Name and Site Address
Covanta Environmental Solutions LLC
2503 Fayetteville Street
Asheboro NC 27203 (336) 683-0911
Facility's Phone:
U.S. EPA ID Number: NCR000135384

HM	9. Shipping Name and Description	10. Containers No.	10. Containers Type	11. Total Quantity	12. Unit Wt./Vol.	
	1. X NA1993, Combustible liquid, n.o.s., (Contains <10% Gasoline), Comb liq, III, ERG# 128	1	BT	5725	G	PLACARD? YES ☐ NO ☐ None
	2.					PLACARD? YES ☐ NO ☐
	3.					PLACARD? YES ☐ NO ☐
	4.					PLACARD? YES ☐ NO ☐

13. Special Handling Instructions and Additional Information

1 5005955 Petroleum Contact Water CWT: N/A PO#:

Trailer #_____
Emergency Response Guide On-board
Site arrival time _____
Site departure time _____
www.covanta.com

14. SHIPPER'S CERTIFICATION: I certify the materials are accurately described.

Shipper's/Offeror's Printed/Typed Name: Pamy Watson — Signature: [signature] — Month 6 Day 17 Year 21

INT'L

15. International Shipments ☐ Import to U.S. ☐ Export from U.S. Port of entry/exit:
Transporter Signature (for exports only): Date leaving U.S.:

TRANSPORTER

16. Transporter Acknowledgment of Receipt of Materials

Transporter 1 Printed/Typed Name: Bobby Jarrett — Signature: Bobby Jarrett — Month 6 Day 17 Year 21

Transporter 2 Printed/Typed Name — Signature — Month Day Year

DESIGNATED CONSIGNEE

17. Discrepancy

17a. Discrepancy Indication Space ☐ Quantity ☐ Type ☐ Residue ☐ Partial Rejection ☐ Full Rejection

Bill of Lading Reference Number:

17b. Alternate Consignee (or Shipper) — U.S. EPA ID Number

Facility's Phone:

17c. Signature of Alternate Consignee (or Shipper) — Month Day Year

18. Designated Receiving Facility Owner or Operator: Certification of receipt of materials covered by the bill of lading except as noted in Item 17a

Printed/Typed Name: Kaline Davis — Signature: [signature] — Month 6 Day 17 Year 21

COVANTA
Environmental Solutions

RD-40 TR-18

SO206351

Corporate Office
5300 N 33rd St. - Milwaukee, WI 53209
Phone: 800-842-9792 Fax: 414-461-3812

BILL OF LADING

1. Shipper ID Number	2. Page 1 of	3. Emergency Response Phone	4. Tracking Number
NCVSQG		(800) 814-1204	CES 139807

SHIPPER

5. Shipper's Name and Mailing Address
Colonial Pipeline Company
14108 Huntersville-Concord Road
Huntersvile North Carolina 28078
Shipper's Phone:

Shipper's Site Address (if different than mailing address)
Colonial Pipeline Company
14108 Huntersville-Concord Road
Huntersvile North Carolina 28078

6. Transporter 1 Company Name
Covanta Environmental Solutions
U.S. EPA ID Number: PAR000043026

7. Transporter 2 Company Name
U.S. EPA ID Number:

8. Consignee Name and Site Address
Covanta Environmental Solutions LLC
2503 Fayetteville Street
Asheboro NC 27203 (336) 683-0911
Facility's Phone:
U.S. EPA ID Number: NCR000135384

HM	9. Shipping Name and Description	10. Containers No.	10. Containers Type	11. Total Quantity	12. Unit Wt./Vol.	
	1. X NA1993, Combustible liquid, n.o.s., (Contains <10% Gasoline), Comb liq, III, ERG# 128	1	T	5076	G	PLACARD? YES ☐ NO ☐ None
	2.					PLACARD? YES ☐ NO ☐
	3.					PLACARD? YES ☐ NO ☐
	4.					PLACARD? YES ☐ NO ☐

13. Special Handling Instructions and Additional Information
1 5005955 Petroleum Contact Water CWT: N/A PO#:

Trailer # TR-18
Emergency Response Guide On-boa
Site arrival time 12:15
Site departure time 1:00
www.covanta.com

14. SHIPPER'S CERTIFICATION: I certify the materials are accurately described.
Shipper's/Offeror's Printed/Typed Name: Tim Moyer For Adam Hayes
Signature: T. L. Moy
Month 12 Day 17 Year 21

INT'L
15. International Shipments ☐ Import to U.S. ☐ Export from U.S. Port of entry/exit:
Transporter Signature (for exports only): Date leaving U.S.:

TRANSPORTER
16. Transporter Acknowledgment of Receipt of Materials
Transporter 1 Printed/Typed Name: Bill Johnston
Signature: Bill Johnston
Month 12 Day 17 Year 21
Transporter 2 Printed/Typed Name:
Signature:
Month Day Year

DESIGNATED CONSIGNEE
17. Discrepancy
17a. Discrepancy Indication Space ☐ Quantity ☐ Type ☐ Residue ☐ Partial Rejection ☐ Full Rejection
Bill of Lading Reference Number:
17b. Alternate Consignee (or Shipper)
U.S. EPA ID Number:
Facility's Phone:
17c. Signature of Alternate Consignee (or Shipper)
Month Day Year

18. Designated Receiving Facility Owner or Operator: Certification of receipt of materials covered by the bill of lading except as noted in Item 17a
Printed/Typed Name: Kaline Davis
Signature:
Month 12 Day 17 Year 21

COVANTA
Environmental Solutions

SO206353

Corporate Office
5300 N 33rd St. - Milwaukee, WI 53209
Phone: 800-842-9792 Fax: 414-461-3812

BILL OF LADING

1. Shipper ID Number	2. Page 1 of	3. Emergency Response Phone	4. Tracking Number
NCVSQG		(800) 814-1204	CES 139621

SHIPPER

5. Shipper's Name and Mailing Address
Colonial Pipeline Company
14108 Huntersville-Concord Road
Huntersvile North Carolina 28078
Shipper's Phone:

Shipper's Site Address (if different than mailing address)
Colonial Pipeline Company
14108 Huntersville-Concord Road
Huntersvile North Carolina 28078

6. Transporter 1 Company Name
Covanta Environmental Solutions
U.S. EPA ID Number: PAR000043026

7. Transporter 2 Company Name
U.S. EPA ID Number:

8. Consignee Name and Site Address
Covanta Environmental Solutions LLC
2503 Fayetteville Street
Asheboro NC 27203 (336) 683-0911
Facility's Phone:
U.S. EPA ID Number: NCR000135384

HM	9. Shipping Name and Description	10. Containers No.	10. Containers Type	11. Total Quantity	12. Unit Wt./Vol.	
	1. X NA1993, Combustible liquid, n.o.s., (Contains <10% Gasoline), Comb liq, III, ERG# 128	1	JT	5125	G	PLACARD? YES ☐ NO ☐ None
	2.					PLACARD? YES ☐ NO ☐
	3.					PLACARD? YES ☐ NO ☐
	4.					PLACARD? YES ☐ NO ☐

13. Special Handling Instructions and Additional Information
1 5005955 Petroleum Contact Water CWT: N/A PO#:

Trailer #_____
Emergency Response Guide On-boa
Site arrival time _____
Site departure time _____
www.covanta.com

14. SHIPPER'S CERTIFICATION: I certify the materials are accurately described.
Shipper's/Offeror's Printed/Typed Name: Danny Weaton
Signature
Month 6 Day 17 Year 21

INT'L
15. International Shipments ☐ Import to U.S. ☐ Export from U.S. Port of entry/exit:
Transporter Signature (for exports only): Date leaving U.S.:

TRANSPORTER
16. Transporter Acknowledgment of Receipt of Materials
Transporter 1 Printed/Typed Name: Bobby Jarrett
Signature
Month 6 Day 17 Year 21
Transporter 2 Printed/Typed Name:
Signature
Month Day Year

DESIGNATED CONSIGNEE
17. Discrepancy
17a. Discrepancy Indication Space ☐ Quantity ☐ Type ☐ Residue ☐ Partial Rejection ☐ Full Rejection
Bill of Lading Reference Number:
17b. Alternate Consignee (or Shipper)
U.S. EPA ID Number
Facility's Phone:
17c. Signature of Alternate Consignee (or Shipper)
Month Day Year

18. Designated Receiving Facility Owner or Operator: Certification of receipt of materials covered by the bill of lading except as noted in Item 17a
Printed/Typed Name: Kaliee Davis
Signature
Month 6 Day 17 Year 21

COVANTA
Environmental Solutions

RD-40 TR-18

Corporate Office
5300 N 33rd St. - Milwaukee, WI 53209
Phone: 800-842-9792 Fax: 414-461-3812

BILL OF LADING

1. Shipper ID Number: NCVSQG
2. Page 1 of
3. Emergency Response Phone: SQ206350 (800) 814-1294
4. Tracking Number: CES 139808

SHIPPER

5. Shipper's Name and Mailing Address
Colonial Pipeline Company
14108 Huntersville-Concord Road
Huntersvile North Carolina 28078
Shipper's Phone:

Shipper's Site Address (if different than mailing address)
Colonial Pipeline Company
14108 Huntersville-Concord Road
Huntersvile North Carolina 28078
U.S. EPA ID Number

6. Transporter 1 Company Name
Covanta Environmental Solutions
U.S. EPA ID Number: PAR000043026

7. Transporter 2 Company Name
U.S. EPA ID Number

8. Consignee Name and Site Address
Covanta Environmental Solutions LLC
2503 Fayetteville Street
Asheboro NC 27203 (336) 683-0911
Facility's Phone:
U.S. EPA ID Number: NCR000135384

HM	9. Shipping Name and Description	10. Containers No.	10. Containers Type	11. Total Quantity	12. Unit Wt./Vol.	
	1. X NA1993, Combustible liquid, n.o.s., (Contains <10% Gasoline), Comb liq, III, ERG# 128	1	TT	5076	G	PLACARD? YES ☐ NO ☐ None
	2.					PLACARD? YES ☐ NO ☐
	3.					PLACARD? YES ☐ NO ☐
	4.					PLACARD? YES ☐ NO ☐

13. Special Handling Instructions and Additional Information
1 5005955 Petroleum Contact Water CWT: N/A PO#:

Trailer # TR-18
Emergency Response Guide On-board
Site arrival time 6:40 AM
Site departure time 8:45 AM
www.covanta.com

14. SHIPPER'S CERTIFICATION: I certify the materials are accurately described.
Shipper's/Offeror's Printed/Typed Name: Danny Wooten
Signature
Month 6 Day 17 Year 21

INT'L

15. International Shipments ☐ Import to U.S. ☐ Export from U.S. Port of entry/exit:
Transporter Signature (for exports only): Date leaving U.S.:

TRANSPORTER

16. Transporter Acknowledgment of Receipt of Materials
Transporter 1 Printed/Typed Name: Bill Johnston
Signature
Month 6 Day 17 Year 21
Transporter 2 Printed/Typed Name
Signature
Month Day Year

DESIGNATED CONSIGNEE

17. Discrepancy
17a. Discrepancy Indication Space ☐ Quantity ☐ Type ☐ Residue ☐ Partial Rejection ☐ Full Rejection
Bill of Lading Reference Number:
17b. Alternate Consignee (or Shipper)
U.S. EPA ID Number
Facility's Phone:
17c. Signature of Alternate Consignee (or Shipper)
Month Day Year

18. Designated Receiving Facility Owner or Operator: Certification of receipt of materials covered by the bill of lading except as noted in Item 17a
Printed/Typed Name: Kaline Davis Kelly
Signature
Month 6 Day 17 Year 21

COVANTA
Environmental Solutions

RD-40 TR-18

SO206347

Corporate Office
5300 N 33rd St. - Milwaukee, WI 53209
Phone: 800-842-9792 Fax: 414-461-3812

BILL OF LADING

1. Shipper ID Number	2. Page 1 of	3. Emergency Response Phone	4. Tracking Number
NCVSQG		(800) 814-1204	CES 139639

SHIPPER

5. Shipper's Name and Mailing Address
Colonial Pipeline Company
14108 Huntersville-Concord Road
Huntersvile North Carolina 28078
Shipper's Phone:

Shipper's Site Address (if different than mailing address)
Colonial Pipeline Company
14108 Huntersville-Concord Road
Huntersvile North Carolina 28078

6. Transporter 1 Company Name: Covanta Environmental Solutions — U.S. EPA ID Number: PAR000043026

7. Transporter 2 Company Name — U.S. EPA ID Number:

8. Consignee Name and Site Address
Covanta Environmental Solutions LLC
2503 Fayetteville Street
Asheboro NC 27203 (336) 683-0911
Facility's Phone:

U.S. EPA ID Number: NCR000135384

HM	9. Shipping Name and Description	10. Containers No.	10. Containers Type	11. Total Quantity	12. Unit Wt./Vol.	
	1. X NA1993, Combustible liquid, n.o.s., (Contains <10% Gasoline), Comb liq, III, ERG# 128	1	TT	5076	G	PLACARD? YES ☐ NO ☐ None
	2.					PLACARD? YES ☐ NO ☐
	3.					PLACARD? YES ☐ NO ☐
	4.					PLACARD? YES ☐ NO ☐

13. Special Handling Instructions and Additional Information
1 5005955 Petroleum Contact Water CWT: N/A PO#:

Trailer #: TR-18
Emergency Response Guide On Board
Site arrival time 6:40 AM
Site departure time 8:35
www.covanta.com

14. SHIPPER'S CERTIFICATION: I certify the materials are accurately described.
Shipper's/Offeror's Printed/Typed Name: Tony Vaden — Signature — Month 6 Day 18 Year 21

INT'L
15. International Shipments ☐ Import to U.S. ☐ Export from U.S. Port of entry/exit:
Transporter Signature (for exports only): Date leaving U.S.:

TRANSPORTER
16. Transporter Acknowledgment of Receipt of Materials
Transporter 1 Printed/Typed Name: Bill Johnston — Signature: Bill Johnston — Month 6 Day 18 Year 21
Transporter 2 Printed/Typed Name — Signature — Month Day Year

DESIGNATED CONSIGNEE
17. Discrepancy
17a. Discrepancy Indication Space ☐ Quantity ☐ Type ☐ Residue ☐ Partial Rejection ☐ Full Rejection
Bill of Lading Reference Number:
17b. Alternate Consignee (or Shipper) — U.S. EPA ID Number
Facility's Phone:
17c. Signature of Alternate Consignee (or Shipper) — Month Day Year

18. Designated Receiving Facility Owner or Operator: Certification of receipt of materials covered by the bill of lading except as noted in Item 17a
Printed/Typed Name: Kalina Davis — Signature — Month 6 Day 18 Year 21

COVANTA
Environmental Solutions

Corporate Office
5300 N 33rd St. - Milwaukee, WI 53209
Phone: 800-842-9792 Fax: 414-461-3812

SO206356

BILL OF LADING	1. Shipper ID Number	2. Page 1 of	3. Emergency Response Phone	4. Tracking Number
	NCVSQG		(800) 814-1204	CES 139688

SHIPPER

5. Shipper's Name and Mailing Address
Colonial Pipeline Company
14108 Huntersville-Concord Road
Huntersvile North Carolina 28078
Shipper's Phone:

Shipper's Site Address (if different than mailing address)
Colonial Pipeline Company
14108 Huntersville-Concord Road
Huntersvile North Carolina 28078

6. Transporter 1 Company Name: Covanta Environmental Solutions — U.S. EPA ID Number: PAR000043026

7. Transporter 2 Company Name — U.S. EPA ID Number

8. Consignee Name and Site Address
Covanta Environmental Solutions LLC
2503 Fayetteville Street
Asheboro NC 27203 (336) 683-0911
Facility's Phone: — U.S. EPA ID Number: NCR000135384

HM	9. Shipping Name and Description	10. Containers No.	10. Containers Type	11. Total Quantity	12. Unit Wt./Vol.	
	1. X NA1993, Combustible liquid, n.o.s., (Contains <10% Gasoline), Comb liq, III, ERG# 128	1	TT	5125	G	PLACARD? YES ☐ NO ☐ None
	2.					PLACARD? YES ☐ NO ☐
	3.					PLACARD? YES ☐ NO ☐
	4.					PLACARD? YES ☐ NO ☐

13. Special Handling Instructions and Additional Information
1 5005955 Petroleum Contact Water CWT: N/A PO#:

Trailer #:_____
Emergency Response Guide On-
Site arrival time _____
Site departure time _____
www.covanta.com

14. SHIPPER'S CERTIFICATION: I certify the materials are accurately described.
Shipper's/Offeror's Printed/Typed Name: Danny Worden — Signature — Month 6 Day 18 Year 21

INT'L
15. International Shipments ☐ Import to U.S. ☐ Export from U.S. Port of entry/exit: _____
Transporter Signature (for exports only): Date leaving U.S.: _____

TRANSPORTER
16. Transporter Acknowledgment of Receipt of Materials
Transporter 1 Printed/Typed Name: Bobby Jarrett — Signature — Month 6 Day 18 Year 21
Transporter 2 Printed/Typed Name — Signature — Month Day Year

DESIGNATED CONSIGNEE
17. Discrepancy
17a. Discrepancy Indication Space ☐ Quantity ☐ Type ☐ Residue ☐ Partial Rejection ☐ Full Rejection
Bill of Lading Reference Number:
17b. Alternate Consignee (or Shipper) — U.S. EPA ID Number
Facility's Phone:
17c. Signature of Alternate Consignee (or Shipper) — Month Day Year

18. Designated Receiving Facility Owner or Operator: Certification of receipt of materials covered by the bill of lading except as noted in Item 17a
Printed/Typed Name: Valerie Davis — Signature — Month 6 Day 18 Year 21

COVANTA
Environmental Solutions

Corporate Office
5300 N 33rd St. - Milwaukee, WI 53209
Phone: 800-842-9792 Fax: 414-461-3812

SO206357

BILL OF LADING

1. Shipper ID Number	2. Page 1 of	3. Emergency Response Phone	4. Tracking Number
NCVSQG		(800) 814-1204	CES 139689

SHIPPER

5. Shipper's Name and Mailing Address
Colonial Pipeline Company
14108 Huntersville-Concord Road
Huntersville North Carolina 28078
Shipper's Phone:

Shipper's Site Address (if different than mailing address)
Colonial Pipeline Company
14108 Huntersville-Concord Road
Huntersville North Carolina 28078

6. Transporter 1 Company Name
Covanta Environmental Solutions
U.S. EPA ID Number
PAR000043026

7. Transporter 2 Company Name
U.S. EPA ID Number

8. Consignee Name and Site Address
Covanta Environmental Solutions LLC
2503 Fayetteville Street
Asheboro NC 27203 (336) 683-0911
Facility's Phone:
U.S. EPA ID Number
NCR000135384

HM	9. Shipping Name and Description	10. Containers No.	10. Containers Type	11. Total Quantity	12. Unit Wt./Vol.	
	1. X NA1993, Combustible liquid, n.o.s., (Contains <10% Gasoline), Comb liq, III, ERG# 128	1	TT	4600	G	PLACARD? YES ☐ NO ☐ None
	2.					PLACARD? YES ☐ NO ☐
	3.					PLACARD? YES ☐ NO ☐
	4.					PLACARD? YES ☐ NO ☐

13. Special Handling Instructions and Additional Information
1 5005955 Petroleum Contact Water CWT: N/A PO#:

Trailer #:
Emergency Response Guide On-b
Site arrival time
Site departure time
www.covanta.com

14. SHIPPER'S CERTIFICATION: I certify the materials are accurately described.
Shipper's/Offeror's Printed/Typed Name: Danny Wooten
Signature
Month: 6 Day: 18 Year: 21

INT'L

15. International Shipments ☐ Import to U.S. ☐ Export from U.S. Port of entry/exit:
Transporter Signature (for exports only): Date leaving U.S.:

TRANSPORTER

16. Transporter Acknowledgment of Receipt of Materials
Transporter 1 Printed/Typed Name: Bobby Jarrett
Signature
Month: 6 Day: 18 Year: 21
Transporter 2 Printed/Typed Name
Signature
Month Day Year

DESIGNATED CONSIGNEE

17. Discrepancy
17a. Discrepancy Indication Space ☐ Quantity ☐ Type ☐ Residue ☐ Partial Rejection ☐ Full Rejection
Bill of Lading Reference Number:
17b. Alternate Consignee (or Shipper)
U.S. EPA ID Number
Facility's Phone:
17c. Signature of Alternate Consignee (or Shipper)
Month Day Year

18. Designated Receiving Facility Owner or Operator: Certification of receipt of materials covered by the bill of lading except as noted in Item 17a
Printed/Typed Name: Hallie Davis
Signature
Month: 6 Day: 18 Year: 21

COVANTA
Environmental Solutions

RD-40 TR-18

SO206358

Corporate Office
5300 N 33rd St. - Milwaukee, WI 53209
Phone: 800-842-9792 Fax: 414-461-3812

BILL OF LADING

1. Shipper ID Number	2. Page 1 of	3. Emergency Response Phone	4. Tracking Number
NCVSQG		(800) 814-1204	CES 139690

SHIPPER

5. Shipper's Name and Mailing Address
Colonial Pipeline Company
14108 Huntersville-Concord Road
Huntersville North Carolina 28078
Shipper's Phone:

Shipper's Site Address (if different than mailing address)
Colonial Pipeline Company
14108 Huntersville-Concord Road
Huntersville North Carolina 28078

6. Transporter 1 Company Name: Covanta Environmental Solutions
U.S. EPA ID Number: PAR000043026

7. Transporter 2 Company Name:
U.S. EPA ID Number:

8. Consignee Name and Site Address
Covanta Environmental Solutions LLC
2503 Fayetteville Street
Asheboro NC 27203 (336) 683-0911
Facility's Phone:
U.S. EPA ID Number: NCR000135384

HM	9. Shipping Name and Description	10. Containers No.	10. Containers Type	11. Total Quantity	12. Unit Wt./Vol.	
	1. X NA1993, Combustible liquid, n.o.s., (Contains <10% Gasoline), Comb liq, III, ERG# 128	1	TT	5076	G	PLACARD? YES ☐ NO ☐ None
	2.					PLACARD? YES ☐ NO ☐
	3.					PLACARD? YES ☐ NO ☐
	4.					PLACARD? YES ☐ NO ☐

13. Special Handling Instructions and Additional Information
1 5005955 Petroleum Contact Water CWT: N/A PO#:

Trailer #: TR-18
Emergency Response Guide Page
Site arrival time 12:10
Site departure time 12:55
www.covanta.com

14. SHIPPER'S CERTIFICATION: I certify the materials are accurately described.

Shipper's/Offeror's Printed/Typed Name	Signature	Month	Day	Year
[illegible]	[signature]	10	18	21

INT'L

15. International Shipments ☐ Import to U.S. ☑ Export from U.S. Port of entry/exit:
Transporter Signature (for exports only): Date leaving U.S.:

TRANSPORTER

16. Transporter Acknowledgment of Receipt of Materials

Transporter 1 Printed/Typed Name	Signature	Month	Day	Year
Bill Johnston	Bill Johnston	10	18	21
Transporter 2 Printed/Typed Name	Signature	Month	Day	Year

DESIGNATED CONSIGNEE

17. Discrepancy

17a. Discrepancy Indication Space ☐ Quantity ☐ Type ☐ Residue ☐ Partial Rejection ☐ Full Rejection

Bill of Lading Reference Number:

17b. Alternate Consignee (or Shipper)
U.S. EPA ID Number:
Facility's Phone:

17c. Signature of Alternate Consignee (or Shipper) Month Day Year

18. Designated Receiving Facility Owner or Operator: Certification of receipt of materials covered by the bill of lading except as noted in Item 17a

Printed/Typed Name	Signature	Month	Day	Year
Kaline Davis	[signature]	10	18	21

COVANTA
Environmental Solutions

Corporate Office
5300 N 33rd St. - Milwaukee, WI 53209
Phone: 800-842-9792 Fax: 414-461-3812

SO206452

BILL OF LADING

1. Shipper ID Number	2. Page 1 of	3. Emergency Response Phone	4. Tracking Number
NCVSQG		(800) 814-1204	CES 139710

SHIPPER

5. Shipper's Name and Mailing Address
Colonial Pipeline Company
14108 Huntersville-Concord Road
Huntersvile North Carolina 28078
Shipper's Phone:

Shipper's Site Address (if different than mailing address)
Colonial Pipeline Company
14108 Huntersville-Concord Road
Huntersvile North Carolina 28078

6. Transporter 1 Company Name: Covanta Environmental Solutions
U.S. EPA ID Number: PAR000043026

7. Transporter 2 Company Name:
U.S. EPA ID Number:

8. Consignee Name and Site Address
Covanta Environmental Solutions LLC
2503 Fayetteville Street
Asheboro NC 27203 (336) 683-0911
Facility's Phone:
U.S. EPA ID Number: NCR000135384

HM	9. Shipping Name and Description	10. Containers No.	10. Containers Type	11. Total Quantity	12. Unit Wt./Vol.	
	1. X NA1993, Combustible liquid, n.o.s., (Contains <10% Gasoline), Comb liq, III, ERG# 128	1	TT	5725	G	PLACARD? YES ☐ NO ☐ None
	2.					PLACARD? YES ☐ NO ☐
	3.					PLACARD? YES ☐ NO ☐
	4.					PLACARD? YES ☐ NO ☐

13. Special Handling Instructions and Additional Information
1 5005955 Petroleum Contact Water CWT: N/A PO#:

Trailer #_____
Emergency Response Guide On-board
Site arrival time _____
Site departure time _____
www.covanta.com

14. SHIPPER'S CERTIFICATION: I certify the materials are accurately described.
Shipper's/Offeror's Printed/Typed Name: Danny Wooten
Signature:
Month 06 Day 19 Year 21

INT'L

15. International Shipments ☐ Import to U.S. ☐ Export from U.S. Port of entry/exit:
Transporter Signature (for exports only): Date leaving U.S.:

TRANSPORTER

16. Transporter Acknowledgment of Receipt of Materials
Transporter 1 Printed/Typed Name: Bobby Jarrett
Signature:
Month 06 Day 19 Year 21
Transporter 2 Printed/Typed Name:
Signature:
Month Day Year

DESIGNATED CONSIGNEE

17. Discrepancy
17a. Discrepancy Indication Space ☐ Quantity ☐ Type ☐ Residue ☐ Partial Rejection ☐ Full Rejection
Bill of Lading Reference Number:

17b. Alternate Consignee (or Shipper)
U.S. EPA ID Number
Facility's Phone:

17c. Signature of Alternate Consignee (or Shipper)
Month Day Year

18. Designated Receiving Facility Owner or Operator: Certification of receipt of materials covered by the bill of lading except as noted in Item 17a
Printed/Typed Name: Kaline Davis
Signature:
Month 06 Day 19 Year 21

SHIPPER

COVANTA
Environmental Solutions

RD-40 TR-18

SO206453

Corporate Office
5300 N 33rd St. - Milwaukee, WI 53209
Phone: 800-842-9792 Fax: 414-461-3812

BILL OF LADING

1. Shipper ID Number	2. Page 1 of	3. Emergency Response Phone	4. Tracking Number
NCVSQG		(800) 814-1204	CES 139679

SHIPPER

5. Shipper's Name and Mailing Address
Colonial Pipeline Company
14108 Huntersville-Concord Road
Huntersville North Carolina 28078
Shipper's Phone:

Shipper's Site Address (if different than mailing address)
Colonial Pipeline Company
14108 Huntersville-Concord Road
Huntersville North Carolina 28078

6. Transporter 1 Company Name: Covanta Environmental Solutions — U.S. EPA ID Number: PAR000043026

7. Transporter 2 Company Name — U.S. EPA ID Number:

8. Consignee Name and Site Address
Covanta Environmental Solutions LLC
2503 Fayetteville Street
Asheboro NC 27203 (336) 683-0911
Facility's Phone:

U.S. EPA ID Number: NCR000135384

HM	9. Shipping Name and Description	10. Containers No.	10. Containers Type	11. Total Quantity	12. Unit Wt./Vol.	
	1. X NA1993, Combustible liquid, n.o.s., (Contains <10% Gasoline), Comb liq, III, ERG# 128	1	TT	4411	G	PLACARD? YES ☐ NO ☐ None
	2.					PLACARD? YES ☐ NO ☐
	3.					PLACARD? YES ☐ NO ☐
	4.					PLACARD? YES ☐ NO ☐

13. Special Handling Instructions and Additional Information
1 5005955 Petroleum Contact Water CWT: N/A PO#:

Trailer # TR-18
Emergency Response Guide Guide 128
Site arrival time 6:48 AM
Site departure time 9:30 AM
www.covanta.com

14. SHIPPER'S CERTIFICATION: I certify the materials are accurately described.
Shipper's/Offeror's Printed/Typed Name: Danny Hooton — Signature — Month 6 Day 19 Year 21

INT'L
15. International Shipments ☐ Import to U.S. ☐ Export from U.S. Port of entry/exit:
Transporter Signature (for exports only): Date leaving U.S.:

TRANSPORTER
16. Transporter Acknowledgment of Receipt of Materials
Transporter 1 Printed/Typed Name: Bill Johnston — Signature — Month 6 Day 19 Year 21
Transporter 2 Printed/Typed Name — Signature — Month Day Year

DESIGNATED CONSIGNEE
17. Discrepancy
17a. Discrepancy Indication Space ☐ Quantity ☐ Type ☐ Residue ☐ Partial Rejection ☐ Full Rejection
Bill of Lading Reference Number:
17b. Alternate Consignee (or Shipper) — U.S. EPA ID Number
Facility's Phone:
17c. Signature of Alternate Consignee (or Shipper) — Month Day Year

18. Designated Receiving Facility Owner or Operator: Certification of receipt of materials covered by the bill of lading except as noted in Item 17a
Printed/Typed Name: Kaline Davis — Signature — Month 6 Day 19 Year 21

COVANTA
Environmental Solutions

Corporate Office
5300 N 33rd St. - Milwaukee, WI 53209
Phone: 800-842-9792 Fax: 414-461-3812

SHIPPER

BILL OF LADING	1. Shipper ID Number	2. Page 1 of	3. Emergency Response Phone	4. Tracking Number
	NCVSQG		SQ206455 (800) 814-1204	CES 139681

5. Shipper's Name and Mailing Address
Colonial Pipeline Company
14108 Huntersville-Concord Road
Huntersvile North Carolina 28078
Shipper's Phone:

Shipper's Site Address (if different than mailing address)
Colonial Pipeline Company
14108 Huntersville-Concord Road
Huntersvile North Carolina 28078

6. Transporter 1 Company Name: Covanta Environmental Solutions — U.S. EPA ID Number: PAR000043026

7. Transporter 2 Company Name — U.S. EPA ID Number

8. Consignee Name and Site Address
Covanta Environmental Solutions LLC
2503 Fayetteville Street
Asheboro NC 27203 (336) 683-0911
Facility's Phone:
U.S. EPA ID Number: NCR000135384

HM	9. Shipping Name and Description	10. Containers No.	10. Containers Type	11. Total Quantity	12. Unit Wt./Vol.	
	1. X NA1993, Combustible liquid, n.o.s., (Contains <10% Gasoline), Comb liq, III, ERG# 128	1	T/T	5000	gal	PLACARD? YES ☐ None NO ☐
	2.					PLACARD? YES ☐ NO ☐
	3.					PLACARD? YES ☐ NO ☐
	4.					PLACARD? YES ☐ NO ☐

13. Special Handling Instructions and Additional Information
1 5005955 Petroleum Contact Water CWT: N/A PO#:

Trailer #_____
Emergency Response Guide On-board
Site arrival time _____
Site departure time _____
www.covanta.com

14. SHIPPER'S CERTIFICATION: I certify the materials are accurately described.
Shipper's/Offeror's Printed/Typed Name: Danny Wooten — Signature — Month 6 Day 19 Year 21

INT'L

15. International Shipments ☐ Import to U.S. ☐ Export from U.S. Port of entry/exit:
Transporter Signature (for exports only): Date leaving U.S.:

TRANSPORTER

16. Transporter Acknowledgment of Receipt of Materials
Transporter 1 Printed/Typed Name: James Green — Signature — Month 6 Day 19 Year 21
Transporter 2 Printed/Typed Name — Signature — Month Day Year

DESIGNATED CONSIGNEE

17. Discrepancy
17a. Discrepancy Indication Space ☐ Quantity ☐ Type ☐ Residue ☐ Partial Rejection ☐ Full Rejection
Bill of Lading Reference Number:
17b. Alternate Consignee (or Shipper) — U.S. EPA ID Number
Facility's Phone:
17c. Signature of Alternate Consignee (or Shipper) — Month Day Year

18. Designated Receiving Facility Owner or Operator: Certification of receipt of materials covered by the bill of lading except as noted in Item 17a
Printed/Typed Name: Kaline Davis — Signature — Month 6 Day 19 Year 21

COVANTA
Environmental Solutions

Corporate Office
5300 N 33rd St. - Milwaukee, WI 53209
Phone: 800-842-9792 Fax: 414-461-3812

SO206466

BILL OF LADING	1. Shipper ID Number	2. Page 1 of	3. Emergency Response Phone	4. Tracking Number
	NCVSQG	1	(800) 814-1204	CES 139709

SHIPPER

5. Shipper's Name and Mailing Address
Colonial Pipeline Company
14108 Huntersville-Concord Road
Huntersville North Carolina 28078
Shipper's Phone:

Shipper's Site Address (if different than mailing address)
Colonial Pipeline Company
14108 Huntersville-Concord Road
Huntersville North Carolina 28078

6. Transporter 1 Company Name: Covanta Environmental Solutions
U.S. EPA ID Number: PAR000043026

7. Transporter 2 Company Name:
U.S. EPA ID Number:

8. Consignee Name and Site Address
Covanta Environmental Solutions LLC
2503 Fayetteville Street
Asheboro NC 27203 (336) 683-0911
Facility's Phone:
U.S. EPA ID Number: NCR000135384

HM	9. Shipping Name and Description	10. Containers No.	10. Containers Type	11. Total Quantity	12. Unit Wt./Vol.	
	1. X NA1993, Combustible liquid, n.o.s., (Contains <10% Gasoline), Comb liq, III, ERG# 128	1	CM	5019	G	PLACARD? YES ☐ NO ☐ None
	2.					PLACARD? YES ☐ NO ☐
	3.					PLACARD? YES ☐ NO ☐
	4.					PLACARD? YES ☐ NO ☐

13. Special Handling Instructions and Additional Information
1 5005955 Petroleum Contact Water CWT: N/A PO#:

Trailer #_____
Emergency Response Guide On-board
Site arrival time _____
Site departure time _____
www.covanta.com

14. SHIPPER'S CERTIFICATION: I certify the materials are accurately described.
Shipper's/Offeror's Printed/Typed Name: Tim Moyer for Adam Harris CPL
Signature: T. L. Moy
Month 6 Day 20 Year 21

INT'L
15. International Shipments ☐ Import to U.S. ☐ Export from U.S. Port of entry/exit:
Transporter Signature (for exports only): Date leaving U.S.:

TRANSPORTER
16. Transporter Acknowledgment of Receipt of Materials
Transporter 1 Printed/Typed Name: CORBY TUCKER
Signature:
Month 6 Day 20 Year 21
Transporter 2 Printed/Typed Name:
Signature:
Month Day Year

DESIGNATED CONSIGNEE
17. Discrepancy
17a. Discrepancy Indication Space ☐ Quantity ☐ Type ☐ Residue ☐ Partial Rejection ☐ Full Rejection
Bill of Lading Reference Number:
17b. Alternate Consignee (or Shipper)
U.S. EPA ID Number:
Facility's Phone:
17c. Signature of Alternate Consignee (or Shipper)
Month Day Year

18. Designated Receiving Facility Owner or Operator: Certification of receipt of materials covered by the bill of lading except as noted in Item 17a
Printed/Typed Name: Kalinell Davis
Signature:
Month 6 Day 20 Year 21

COVANTA
Environmental Solutions

SO206467

Corporate Office
5300 N 33rd St. - Milwaukee, WI 53209
Phone: 800-842-9792 Fax: 414-461-3812

BILL OF LADING	1. Shipper ID Number	2. Page 1 of	3. Emergency Response Phone	4. Tracking Number
	NCVSQG	1	(800) 814-1204	CES 139708

SHIPPER

5. Shipper's Name and Mailing Address
Colonial Pipeline Company
14108 Huntersville-Concord Road
Huntersvile North Carolina 28078
Shipper's Phone:

Shipper's Site Address (if different than mailing address)
Colonial Pipeline Company
14108 Huntersville-Concord Road
Huntersvile North Carolina 28078

6. Transporter 1 Company Name: Covanta Environmental Solutions
U.S. EPA ID Number: PAR000043026

7. Transporter 2 Company Name:
U.S. EPA ID Number:

8. Consignee Name and Site Address
Covanta Environmental Solutions LLC
2503 Fayetteville Street
Asheboro NC 27203 (336) 683-0911
Facility's Phone:
U.S. EPA ID Number: NCR000135384

HM	9. Shipping Name and Description	10. Containers No.	10. Containers Type	11. Total Quantity	12. Unit Wt./Vol.	
	1. X NA1993, Combustible liquid, n.o.s., (Contains <10% Gasoline), Comb liq, III, ERG# 128	1	TT	5019	G	PLACARD? YES ☐ NO ☐ None
	2.					PLACARD? YES ☐ NO ☐
	3.					PLACARD? YES ☐ NO ☐
	4.					PLACARD? YES ☐ NO ☐

13. Special Handling Instructions and Additional Information
1 5005955 Petroleum Contact Water CWT: N/A PO#:

Trailer #_____
Emergency Response Guide On-board
Site arrival time _____
Site departure time _____
www.covanta.com

14. SHIPPER'S CERTIFICATION: I certify the materials are accurately described.
Shipper's/Offeror's Printed/Typed Name: Jim Moyer for Adam Harris CPL
Signature: J. L. Moy
Month 06 Day 20 Year 21

INT'L

15. International Shipments ☐ Import to U.S. ☐ Export from U.S. Port of entry/exit:
Transporter Signature (for exports only): Date leaving U.S.:

TRANSPORTER

16. Transporter Acknowledgment of Receipt of Materials
Transporter 1 Printed/Typed Name: James Prather
Signature:
Month 6 Day 20 Year 21
Transporter 2 Printed/Typed Name:
Signature:
Month Day Year

DESIGNATED CONSIGNEE

17. Discrepancy
17a. Discrepancy Indication Space ☐ Quantity ☐ Type ☐ Residue ☐ Partial Rejection ☐ Full Rejection
Bill of Lading Reference Number:
17b. Alternate Consignee (or Shipper)
U.S. EPA ID Number:
Facility's Phone:
17c. Signature of Alternate Consignee (or Shipper)
Month Day Year

18. Designated Receiving Facility Owner or Operator: Certification of receipt of materials covered by the bill of lading except as noted in Item 17a
Printed/Typed Name: Kaline Davis
Signature:
Month 6 Day 20 Year 21

SHIPPER

COVANTA
Environmental Solutions

RD-40 TR-18

Corporate Office
5300 N 33rd St. - Milwaukee, WI 53209
Phone: 800-842-9792 Fax: 414-461-3812

BILL OF LADING

1. Shipper ID Number: NCVSQG
2. Page 1 of
3. Emergency Response Phone: SQ207937 (800) 814-1204
4. Tracking Number: CES 139707

SHIPPER

5. Shipper's Name and Mailing Address
Colonial Pipeline Company
14108 Huntersville-Concord Road
Huntersvile North Carolina 28078
Shipper's Phone:

Shipper's Site Address (if different than mailing address)
Colonial Pipeline Company
14108 Huntersville-Concord Road
Huntersvile North Carolina 28078

6. Transporter 1 Company Name: Covanta Environmental Solutions
U.S. EPA ID Number: PAR000043026

7. Transporter 2 Company Name
U.S. EPA ID Number

8. Consignee Name and Site Address
Covanta Environmental Solutions LLC
2503 Fayetteville Street
Asheboro NC 27203 (336) 683-0911
Facility's Phone:
U.S. EPA ID Number: NCR000135384

HM	9. Shipping Name and Description	10. Containers No.	10. Containers Type	11. Total Quantity	12. Unit Wt./Vol.	
	1. X NA1993, Combustible liquid, n.o.s., (Contains <10% Gasoline), Comb liq III, ERG# 128	1	TT	5076	G	PLACARD? YES None NO
	2.					PLACARD? YES NO
	3.					PLACARD? YES NO
	4.					PLACARD? YES NO

13. Special Handling Instructions and Additional Information
1 5005955 Petroleum Contact Water CWT: N/A PO#:

Trailer # TR-18
Emergency Response Guide
Site arrival time 6:40 AM
Site departure time 8:45 AM
www.covanta.com

14. SHIPPER'S CERTIFICATION: I certify the materials are accurately described.
Shipper's/Offeror's Printed/Typed Name: Adam Harris
Signature:
Month 10 Day 21 Year 21

INT'L

15. International Shipments ☐ Import to U.S. ☐ Export from U.S. Port of entry/exit:
Transporter Signature (for exports only): Date leaving U.S.:

TRANSPORTER

16. Transporter Acknowledgment of Receipt of Materials
Transporter 1 Printed/Typed Name: Bill Johnston
Signature: Bill Johnston
Month 10 Day 21 Year 21
Transporter 2 Printed/Typed Name
Signature
Month Day Year

DESIGNATED CONSIGNEE

17. Discrepancy
17a. Discrepancy Indication Space ☐ Quantity ☐ Type ☐ Residue ☐ Partial Rejection ☐ Full Rejection
Bill of Lading Reference Number:
17b. Alternate Consignee (or Shipper)
U.S. EPA ID Number
Facility's Phone:
17c. Signature of Alternate Consignee (or Shipper)
Month Day Year

18. Designated Receiving Facility Owner or Operator: Certification of receipt of materials covered by the bill of lading except as noted in Item 17a
Printed/Typed Name: Kalinefavis
Signature:
Month 10 Day 21 Year 21

COVANTA
Environmental Solutions

SO207854

Corporate Office
5300 N 33rd St. - Milwaukee, WI 53209
Phone: 800-842-9792 Fax: 414-461-3812

BILL OF LADING

1. Shipper ID Number	2. Page 1 of	3. Emergency Response Phone	4. Tracking Number
NCVSQG		(800) 814-1204	CES 139705

SHIPPER

5. Shipper's Name and Mailing Address
Colonial Pipeline Company
14108 Huntersville-Concord Road
Huntersvile North Carolina 28078
Shipper's Phone:

Shipper's Site Address (if different than mailing address)
Colonial Pipeline Company
14108 Huntersville-Concord Road
Huntersvile North Carolina 28078

6. Transporter 1 Company Name: Covanta Environmental Solutions
U.S. EPA ID Number: PAR000043026

7. Transporter 2 Company Name:
U.S. EPA ID Number:

8. Consignee Name and Site Address
Covanta Environmental Solutions LLC
2503 Fayetteville Street
Asheboro NC 27203 (336) 683-0911
Facility's Phone:
U.S. EPA ID Number: NCR000135384

HM	9. Shipping Name and Description	10. Containers No.	10. Containers Type	11. Total Quantity	12. Unit Wt./Vol.	
	1. X NA1993, Combustible liquid, n.o.s., (Contains <10% Gasoline), Comb liq, III, ERG# 128	1	TT	5125	G	PLACARD? None YES ☐ NO ☐
	2.					PLACARD? YES ☐ NO ☐
	3.					PLACARD? YES ☐ NO ☐
	4.					PLACARD? YES ☐ NO ☐

13. Special Handling Instructions and Additional Information
1 5005955 Petroleum Contact Water CWT: N/A PO#:

Trailer #_____
Emergency Response Guide On-board
Site arrival time _____
Site departure time _____
www.covanta.com

14. SHIPPER'S CERTIFICATION: I certify the materials are accurately described.
Shipper's/Offeror's Printed/Typed Name: Adam Starr·s
Signature:
Month: 4 Day: 21 Year: 21

INT'L

15. International Shipments ☐ Import to U.S. ☐ Export from U.S. Port of entry/exit:
Transporter Signature (for exports only): Date leaving U.S.:

TRANSPORTER

16. Transporter Acknowledgment of Receipt of Materials
Transporter 1 Printed/Typed Name: Bobby Jarrett
Signature:
Month: 4 Day: 21 Year: 21
Transporter 2 Printed/Typed Name:
Signature:
Month: Day: Year:

DESIGNATED CONSIGNEE

17. Discrepancy
17a. Discrepancy Indication Space ☐ Quantity ☐ Type ☐ Residue ☐ Partial Rejection ☐ Full Rejection
Bill of Lading Reference Number:
17b. Alternate Consignee (or Shipper)
U.S. EPA ID Number:
Facility's Phone:
17c. Signature of Alternate Consignee (or Shipper)
Month: Day: Year:

18. Designated Receiving Facility Owner or Operator: Certification of receipt of materials covered by the bill of lading except as noted in Item 17a
Printed/Typed Name: Katina Davis
Signature:
Month: 4 Day: 21 Year: 21

COVANTA
Environmental Solutions

RD-40 TR-18

SO207856

Corporate Office
5300 N 33rd St. - Milwaukee, WI 53209
Phone: 800-842-9792 Fax: 414-461-3812

BILL OF LADING

1. Shipper ID Number	2. Page 1 of	3. Emergency Response Phone	4. Tracking Number
NCVSQG		(800) 814-1204	CES 139706

SHIPPER

5. Shipper's Name and Mailing Address
Colonial Pipeline Company
14108 Huntersville-Concord Road
Huntersvile North Carolina 28078
Shipper's Phone:

Shipper's Site Address (if different than mailing address)
Colonial Pipeline Company
14108 Huntersville-Concord Road
Huntersvile North Carolina 28078

6. Transporter 1 Company Name: Covanta Environmental Solutions — U.S. EPA ID Number: PAR000043026

7. Transporter 2 Company Name — U.S. EPA ID Number:

8. Consignee Name and Site Address
Covanta Environmental Solutions LLC
2503 Fayetteville Street
Asheboro NC 27203 (336) 683-0911
Facility's Phone:

U.S. EPA ID Number: NCR000135384

HM	9. Shipping Name and Description	10. Containers No.	10. Containers Type	11. Total Quantity	12. Unit Wt./Vol.	
X	1. NA1993, Combustible liquid, n.o.s., (Contains <10% Gasoline), Comb liq III, ERG# 128	1	TT	5200	G	PLACARD? None YES ☐ NO ☐
	2.					PLACARD? YES ☐ NO ☐
	3.					PLACARD? YES ☐ NO ☐
	4.					PLACARD? YES ☐ NO ☐

13. Special Handling Instructions and Additional Information
1 5005955 Petroleum Contact Water CWT: N/A PO#:

Trailer #_____
Emergency Response Guide On-board
Site arrival time _____
Site departure time _____
www.covanta.com

14. SHIPPER'S CERTIFICATION: I certify the materials are accurately described.
Shipper's/Offeror's Printed/Typed Name: Adam Harris — Signature — Month 6 Day 21 Year 21

INT'L

15. International Shipments ☐ Import to U.S. ☐ Export from U.S. Port of entry/exit:
Transporter Signature (for exports only): Date leaving U.S.:

TRANSPORTER

16. Transporter Acknowledgment of Receipt of Materials
Transporter 1 Printed/Typed Name: Bill Johnston — Signature — Month 6 Day 21 Year 21
Transporter 2 Printed/Typed Name — Signature — Month Day Year

DESIGNATED CONSIGNEE

17. Discrepancy
17a. Discrepancy Indication Space ☐ Quantity ☐ Type ☐ Residue ☐ Partial Rejection ☐ Full Rejection
Bill of Lading Reference Number:
17b. Alternate Consignee (or Shipper) — U.S. EPA ID Number
Facility's Phone:
17c. Signature of Alternate Consignee (or Shipper) — Month Day Year

18. Designated Receiving Facility Owner or Operator: Certification of receipt of materials covered by the bill of lading except as noted in Item 17a
Printed/Typed Name: Katina Davis — Signature — Month 6 Day 21 Year 21

COVANTA
Environmental Solutions

RD-40 TR-18

SO205371

Corporate Office
5300 N 33rd St. - Milwaukee, WI 53209
Phone: 800-842-9792 Fax: 414-461-3812

BILL OF LADING

1. Shipper ID Number	2. Page 1 of	3. Emergency Response Phone	4. Tracking Number
NCVSQG		(800) 814-1204	CES 139727

SHIPPER

5. Shipper's Name and Mailing Address
Colonial Pipeline Company
14108 Huntersville-Concord Road
Huntersvile North Carolina 28078
Shipper's Phone:

Shipper's Site Address (if different than mailing address)
Colonial Pipeline Company
14108 Huntersville-Concord Road
Huntersvile North Carolina 28078

6. Transporter 1 Company Name: Covanta Environmental Solutions — U.S. EPA ID Number: PAR000043026

7. Transporter 2 Company Name — U.S. EPA ID Number:

8. Consignee Name and Site Address
Covanta Environmental Solutions LLC
2503 Fayetteville Street
Asheboro NC 27203 (336) 683-0911
Facility's Phone:

U.S. EPA ID Number: NCR000135384

HM	9. Shipping Name and Description	10. Containers No.	10. Containers Type	11. Total Quantity	12. Unit Wt./Vol.	
	1. X NA1993, Combustible liquid, n.o.s., (Contains <10% Gasoline), Comb liq, III, ERG# 128	1	TT	5076	G	PLACARD? None YES ☐ NO ☐
	2.					PLACARD? YES ☐ NO ☐
	3.					PLACARD? YES ☐ NO ☐
	4.					PLACARD? YES ☐ NO ☐

13. Special Handling Instructions and Additional Information
1 5005955 Petroleum Contact Water CWT: N/A PO#:

Trailer # TR-18
Emergency Response Guidebook
Site arrival time 6:40
Site departure time 8:20
www.covanta.com

14. SHIPPER'S CERTIFICATION: I certify the materials are accurately described.
Shipper's/Offeror's Printed/Typed Name: Danny Wooten — Signature — Month 6 Day 22 Year 21

INT'L

15. International Shipments ☐ Import to U.S. ☐ Export from U.S. Port of entry/exit:
Transporter Signature (for exports only): Date leaving U.S.:

TRANSPORTER

16. Transporter Acknowledgment of Receipt of Materials
Transporter 1 Printed/Typed Name: Bill Johnston — Signature: Bill Johnston — Month 6 Day 22 Year 21
Transporter 2 Printed/Typed Name — Signature — Month Day Year

DESIGNATED CONSIGNEE

17. Discrepancy
17a. Discrepancy Indication Space ☐ Quantity ☐ Type ☐ Residue ☐ Partial Rejection ☐ Full Rejection
Bill of Lading Reference Number:
17b. Alternate Consignee (or Shipper) — U.S. EPA ID Number
Facility's Phone:
17c. Signature of Alternate Consignee (or Shipper) — Month Day Year

18. Designated Receiving Facility Owner or Operator: Certification of receipt of materials covered by the bill of lading except as noted in Item 17a
Printed/Typed Name: Kaline Davis — Signature — Month 6 Day 22 Year 21

COVANTA
Environmental Solutions

Corporate Office
5300 N 33rd St. - Milwaukee, WI 53209
Phone: 800-842-9792 Fax: 414-461-3812

SO205374

BILL OF LADING

1. Shipper ID Number	2. Page 1 of	3. Emergency Response Phone	4. Tracking Number
NCVSQG	1	(800) 814-1204	CES 139726

SHIPPER

5. Shipper's Name and Mailing Address
Colonial Pipeline Company
14108 Huntersville-Concord Road
Huntersvile North Carolina 28078
Shipper's Phone:

Shipper's Site Address (if different than mailing address)
Colonial Pipeline Company
14108 Huntersville-Concord Road
Huntersvile North Carolina 28078

6. Transporter 1 Company Name: Covanta Environmental Solutions — U.S. EPA ID Number: PAR000043026

7. Transporter 2 Company Name — U.S. EPA ID Number:

8. Consignee Name and Site Address
Covanta Environmental Solutions LLC
2503 Fayetteville Street
Asheboro NC 27203 (336) 683-0911
Facility's Phone:

U.S. EPA ID Number: NCR000135384

HM	9. Shipping Name and Description	10. Containers No.	10. Containers Type	11. Total Quantity	12. Unit Wt./Vol.	
X	1. NA1993, Combustible liquid, n.o.s., (Contains <10% Gasoline), Comb liq, III, ERG# 128	1	TT	8125	G	PLACARD? Alone YES ☐ NO ☐
	2.					PLACARD? YES ☐ NO ☐
	3.					PLACARD? YES ☐ NO ☐
	4.					PLACARD? YES ☐ NO ☐

13. Special Handling Instructions and Additional Information
1 5005955 Petroleum Contact Water CWT: N/A PO#:

Trailer #_____
Emergency Response Guide On-board
Site arrival time _____
Site departure time _____
www.covanta.com

14. SHIPPER'S CERTIFICATION: I certify the materials are accurately described.

Shipper's/Offeror's Printed/Typed Name: [illegible] — Signature: [signature] — Month 6 Day 22 Year 21

INT'L

15. International Shipments ☐ Import to U.S. ☐ Export from U.S. Port of entry/exit: _____
Transporter Signature (for exports only): Date leaving U.S.: _____

TRANSPORTER

16. Transporter Acknowledgment of Receipt of Materials

Transporter 1 Printed/Typed Name: CORBY Tucker — Signature: [signature] — Month 6 Day 22 Year 21

Transporter 2 Printed/Typed Name — Signature — Month Day Year

DESIGNATED CONSIGNEE

17. Discrepancy

17a. Discrepancy Indication Space ☐ Quantity ☐ Type ☐ Residue ☐ Partial Rejection ☐ Full Rejection

Bill of Lading Reference Number:

17b. Alternate Consignee (or Shipper) — U.S. EPA ID Number

Facility's Phone:

17c. Signature of Alternate Consignee (or Shipper) — Month Day Year

18. Designated Receiving Facility Owner or Operator: Certification of receipt of materials covered by the bill of lading except as noted in Item 17a

Printed/Typed Name: Kalin Davis — Signature: [signature] — Month 6 Day 22 Year 21

COVANTA
Environmental Solutions

Corporate Office
5300 N 33rd St. - Milwaukee, WI 53209
Phone: 800-842-9792 Fax: 414-461-3812

SO208183

BILL OF LADING

1. Shipper ID Number	2. Page 1 of	3. Emergency Response Phone	4. Tracking Number
NCVSQG	1	(800) 814-1204	CES 139729

SHIPPER

5. Shipper's Name and Mailing Address
Colonial Pipeline Company
14108 Huntersville-Concord Road
Huntersvile North Carolina 28078
Shipper's Phone:

Shipper's Site Address (if different than mailing address)
Colonial Pipeline Company
14108 Huntersville-Concord Road
Huntersvile North Carolina 28078

6. Transporter 1 Company Name: Covanta Environmental Solutions — U.S. EPA ID Number: PAR000043026

7. Transporter 2 Company Name — U.S. EPA ID Number:

8. Consignee Name and Site Address
Covanta Environmental Solutions LLC
2503 Fayetteville Street
Asheboro NC 27203 (336) 683-0911
Facility's Phone:

U.S. EPA ID Number: NCR000135384

HM	9. Shipping Name and Description	10. Containers No.	10. Containers Type	11. Total Quantity	12. Unit Wt./Vol.	
X	1. NA1993, Combustible liquid, n.o.s., (Contains <10% Gasoline), Comb liq, III, ERG# 128	1	TT	5125	G	PLACARD? None YES ☐ NO ☐
	2.					PLACARD? YES ☐ NO ☐
	3.					PLACARD? YES ☐ NO ☐
	4.					PLACARD? YES ☐ NO ☐

13. Special Handling Instructions and Additional Information
1 5005955 Petroleum Contact Water CWT: N/A PO#:

Trailer #_____
Emergency Response Guide On-board
Site arrival time _____
Site departure time _____
www.covanta.com

14. SHIPPER'S CERTIFICATION: I certify the materials are accurately described.
Shipper's/Offeror's Printed/Typed Name: Thomas Weston — Signature — Month: 6 Day: 22 Year: 21

INT'L

15. International Shipments ☐ Import to U.S. ☑ Export from U.S. Port of entry/exit:
Transporter Signature (for exports only): Date leaving U.S.:

TRANSPORTER

16. Transporter Acknowledgment of Receipt of Materials
Transporter 1 Printed/Typed Name: Corby Tucker — Signature — Month: 6 Day: 22 Year: 21
Transporter 2 Printed/Typed Name — Signature — Month Day Year

DESIGNATED CONSIGNEE

17. Discrepancy
17a. Discrepancy Indication Space ☐ Quantity ☐ Type ☐ Residue ☐ Partial Rejection ☐ Full Rejection
Bill of Lading Reference Number:
17b. Alternate Consignee (or Shipper) — U.S. EPA ID Number
Facility's Phone:
17c. Signature of Alternate Consignee (or Shipper) — Month Day Year

18. Designated Receiving Facility Owner or Operator: Certification of receipt of materials covered by the bill of lading except as noted in Item 17a
Printed/Typed Name: Kalind Davis — Signature — Month: 6 Day: 22 Year: 21

COVANTA
Environmental Solutions

RD-40 TR-18

SO205372

Corporate Office
5300 N 33rd St. - Milwaukee, WI 53209
Phone: 800-842-9792 Fax: 414-461-3812

BILL OF LADING

1. Shipper ID Number: NCVSQG
2. Page 1 of
3. Emergency Response Phone: (800) 814-1204
4. Tracking Number: CES 139724

SHIPPER

5. Shipper's Name and Mailing Address
Colonial Pipeline Company
14108 Huntersville-Concord Road
Huntersvile North Carolina 28078
Shipper's Phone:

Shipper's Site Address (if different than mailing address)
Colonial Pipeline Company
14108 Huntersville-Concord Road
Huntersvile North Carolina 28078

6. Transporter 1 Company Name: Covanta Environmental Solutions
U.S. EPA ID Number: PAR000043026

7. Transporter 2 Company Name
U.S. EPA ID Number

8. Consignee Name and Site Address
Covanta Environmental Solutions LLC
2503 Fayetteville Street
Asheboro NC 27203 (336) 683-0911
Facility's Phone:
U.S. EPA ID Number: NCR000135384

HM	9. Shipping Name and Description	10. Containers No.	10. Containers Type	11. Total Quantity	12. Unit Wt./Vol.	
X	1. NA1993, Combustible liquid, n.o.s., (Contains <10% Gasoline), Comb liq, III, ERG# 128	1	TT	5076	G	PLACARD? None YES ☐ NO ☐
	2.					PLACARD? YES ☐ NO ☐
	3.					PLACARD? YES ☐ NO ☐
	4.					PLACARD? YES ☐ NO ☐

13. Special Handling Instructions and Additional Information

1 5005955 Petroleum Contact Water CWT: N/A PO#:

Trailer # TR-18
Emergency Response Guide On-board
Site arrival time 11:50
Site departure time 12:50
www.covanta.com

14. SHIPPER'S CERTIFICATION: I certify the materials are accurately described.

Shipper's/Offeror's Printed/Typed Name: Donny Wooten
Signature:
Month 6 Day 22 Year 21

INT'L

15. International Shipments ☐ Import to U.S. ☐ Export from U.S. Port of entry/exit:
Transporter Signature (for exports only): Date leaving U.S.:

TRANSPORTER

16. Transporter Acknowledgment of Receipt of Materials

Transporter 1 Printed/Typed Name: Bill Johnston
Signature: Bill Johnston
Month 6 Day 22 Year 21

Transporter 2 Printed/Typed Name
Signature
Month Day Year

DESIGNATED CONSIGNEE

17. Discrepancy

17a. Discrepancy Indication Space ☐ Quantity ☐ Type ☐ Residue ☐ Partial Rejection ☐ Full Rejection

Bill of Lading Reference Number:

17b. Alternate Consignee (or Shipper)
U.S. EPA ID Number
Facility's Phone:

17c. Signature of Alternate Consignee (or Shipper)
Month Day Year

18. Designated Receiving Facility Owner or Operator: Certification of receipt of materials covered by the bill of lading except as noted in Item 17a

Printed/Typed Name: Kaline Davis
Signature:
Month 6 Day 22 Year 21

COVANTA
Environmental Solutions

RD 40 TR-18

SO208184

Corporate Office
5300 N 33rd St. - Milwaukee, WI 53209
Phone: 800-842-9792 Fax: 414-461-3812

BILL OF LADING

1. Shipper ID Number	2. Page 1 of	3. Emergency Response Phone	4. Tracking Number
NCVSQG		(800) 814-1204	CES 139787

SHIPPER

5. Shipper's Name and Mailing Address
Colonial Pipeline Company
14108 Huntersville-Concord Road
Huntersvile North Carolina 28078
Shipper's Phone:

Shipper's Site Address (if different than mailing address)
Colonial Pipeline Company
14108 Huntersville-Concord Road
Huntersvile North Carolina 28078

6. Transporter 1 Company Name: Covanta Environmental Solutions — U.S. EPA ID Number: PAR000043026

7. Transporter 2 Company Name — U.S. EPA ID Number:

8. Consignee Name and Site Address
Covanta Environmental Solutions LLC
2503 Fayetteville Street
Asheboro NC 27203 (336) 683-0911
Facility's Phone:

U.S. EPA ID Number: NCR000135384

HM	9. Shipping Name and Description	10. Containers No.	10. Containers Type	11. Total Quantity	12. Unit Wt./Vol.	
	1. X NA1993, Combustible liquid, n.o.s., (Contains <10% Gasoline), Comb liq, III, ERG# 128	1	TT	5076	G	PLACARD? None YES ☐ NO ☐
	2.					PLACARD? YES ☐ NO ☐
	3.					PLACARD? YES ☐ NO ☐
	4.					PLACARD? YES ☐ NO ☐

13. Special Handling Instructions and Additional Information
1 5005955 Petroleum Contact Water CWT: N/A PO#:

Trailer # TR-18
Emergency Response Guide On bo
Site arrival time 6:40 AM
Site departure time 8:50
www.covanta.com

14. SHIPPER'S CERTIFICATION: I certify the materials are accurately described.
Shipper's/Offeror's Printed/Typed Name: Adam Davis — Signature — Month 6 Day 23 Year 21

INT'L

15. International Shipments ☐ Import to U.S. ☐ Export from U.S. Port of entry/exit:
Transporter Signature (for exports only): Date leaving U.S.:

TRANSPORTER

16. Transporter Acknowledgment of Receipt of Materials
Transporter 1 Printed/Typed Name: Bill Johnston — Signature: Bill Johnston — Month 6 Day 23 Year 21
Transporter 2 Printed/Typed Name — Signature — Month Day Year

DESIGNATED CONSIGNEE

17. Discrepancy
17a. Discrepancy Indication Space ☐ Quantity ☐ Type ☐ Residue ☐ Partial Rejection ☐ Full Rejection
Bill of Lading Reference Number:

17b. Alternate Consignee (or Shipper) — U.S. EPA ID Number
Facility's Phone:

17c. Signature of Alternate Consignee (or Shipper) — Month Day Year

18. Designated Receiving Facility Owner or Operator: Certification of receipt of materials covered by the bill of lading except as noted in Item 17a
Printed/Typed Name: Kaline Davis — Signature — Month 6 Day 23 Year 21

COVANTA
Environmental Solutions

Corporate Office
5300 N 33rd St. - Milwaukee, WI 53209
Phone: 800-842-9792 Fax: 414-461-3812

SO208185

BILL OF LADING	1. Shipper ID Number	2. Page 1 of	3. Emergency Response Phone	4. Tracking Number
	NCVSQG		(800) 814-1204	CES 139789

SHIPPER

5. Shipper's Name and Mailing Address
Colonial Pipeline Company
14108 Huntersville-Concord Road
Huntersvile North Carolina 28078
Shipper's Phone:

Shipper's Site Address (if different than mailing address)
Colonial Pipeline Company
14108 Huntersville-Concord Road
Huntersvile North Carolina 28078

6. Transporter 1 Company Name: Covanta Environmental Solutions — U.S. EPA ID Number: PAR000043026

7. Transporter 2 Company Name — U.S. EPA ID Number

8. Consignee Name and Site Address
Covanta Environmental Solutions LLC
2503 Fayetteville Street
Asheboro NC 27203 (336) 683-0911
Facility's Phone:

U.S. EPA ID Number: NCR000135384

HM	9. Shipping Name and Description	10. Containers No.	10. Containers Type	11. Total Quantity	12. Unit Wt./Vol.	
	1. X NA1993, Combustible liquid, n.o.s., (Contains <10% Gasoline), Comb liq, III, ERG# 128	1	TT	5125	G	PLACARD? YES ☐ NO ☐ None
	2.					PLACARD? YES ☐ NO ☐
	3.					PLACARD? YES ☐ NO ☐
	4.					PLACARD? YES ☐ NO ☐

13. Special Handling Instructions and Additional Information
1 5005955 Petroleum Contact Water CWT: N/A PO#:

Trailer #_____
Emergency Response Guide On-board
Site arrival time _____
Site departure time _____
www.covanta.com

14. SHIPPER'S CERTIFICATION: I certify the materials are accurately described.
Shipper's/Offeror's Printed/Typed Name: Adam Harris — Signature — Month 6 Day 23 Year 21

INT'L

15. International Shipments ☐ Import to U.S. ☐ Export from U.S. Port of entry/exit: _____
Transporter Signature (for exports only): Date leaving U.S.:

TRANSPORTER

16. Transporter Acknowledgment of Receipt of Materials
Transporter 1 Printed/Typed Name: Bobby Jarrett — Signature — Month 6 Day 23 Year 21
Transporter 2 Printed/Typed Name — Signature — Month Day Year

DESIGNATED CONSIGNEE

17. Discrepancy
17a. Discrepancy Indication Space ☐ Quantity ☐ Type ☐ Residue ☐ Partial Rejection ☐ Full Rejection
Bill of Lading Reference Number:

17b. Alternate Consignee (or Shipper) — U.S. EPA ID Number
Facility's Phone:

17c. Signature of Alternate Consignee (or Shipper) — Month Day Year

18. Designated Receiving Facility Owner or Operator: Certification of receipt of materials covered by the bill of lading except as noted in Item 17a
Printed/Typed Name: Kaline Davis — Signature — Month 6 Day 23 Year 2(

COVANTA
Environmental Solutions

RD-40 TR-18

SO208212

Corporate Office
5300 N 33rd St. - Milwaukee, WI 53209
Phone: 800-842-9792 Fax: 414-461-3812

BILL OF LADING

1. Shipper ID Number	2. Page 1 of	3. Emergency Response Phone	4. Tracking Number
NCVSQG		(800) 814-1204	CES 139788

SHIPPER

5. Shipper's Name and Mailing Address
Colonial Pipeline Company
14108 Huntersville-Concord Road
Huntersvile North Carolina 28078
Shipper's Phone:

Shipper's Site Address (if different than mailing address)
Colonial Pipeline Company
14108 Huntersville-Concord Road
Huntersvile North Carolina 28078

6. Transporter 1 Company Name
Covanta Environmental Solutions
U.S. EPA ID Number: PAR000043026

7. Transporter 2 Company Name
U.S. EPA ID Number:

8. Consignee Name and Site Address
Covanta Environmental Solutions LLC
2503 Fayetteville Street
Asheboro NC 27203 (336) 683-0911
Facility's Phone:
U.S. EPA ID Number: NCR000135384

HM	9. Shipping Name and Description	10. Containers No.	10. Containers Type	11. Total Quantity	12. Unit Wt./Vol.	
	1. X NA1993, Combustible liquid, n.o.s., (Contains <10% Gasoline), Comb liq, III, ERG# 128	1	TT	5076	G	PLACARD? None YES ☐ NO ☐
	2.					PLACARD? YES ☐ NO ☐
	3.					PLACARD? YES ☐ NO ☐
	4.					PLACARD? YES ☐ NO ☐

13. Special Handling Instructions and Additional Information
1 5005955 Petroleum Contact Water CWT: N/A PO#:

Trailer # TR-18
Emergency Response Guide On-
Site arrival time 12:35
Site departure time 1:20
www.covanta.com

14. **SHIPPER'S CERTIFICATION:** I certify the materials are accurately described.
Shipper's/Offeror's Printed/Typed Name: [signature] Signature: [signature] Month 12 Day 23 Year 21

INT'L

15. International Shipments ☐ Import to U.S. ☐ Export from U.S. Port of entry/exit:
Transporter Signature (for exports only): Date leaving U.S.:

TRANSPORTER

16. Transporter Acknowledgment of Receipt of Materials
Transporter 1 Printed/Typed Name: Bill Johnston Signature: Bill Johnston Month 12 Day 23 Year 21
Transporter 2 Printed/Typed Name: Signature: Month Day Year

DESIGNATED CONSIGNEE

17. Discrepancy
17a. Discrepancy Indication Space ☐ Quantity ☐ Type ☐ Residue ☐ Partial Rejection ☐ Full Rejection
Bill of Lading Reference Number:
17b. Alternate Consignee (or Shipper) U.S. EPA ID Number:
Facility's Phone:
17c. Signature of Alternate Consignee (or Shipper) Month Day Year

18. Designated Receiving Facility Owner or Operator: Certification of receipt of materials covered by the bill of lading except as noted in Item 17a
Printed/Typed Name: [signature] Signature: [signature] Month 12 Day 23 Year 21

COVANTA
Environmental Solutions

Corporate Office
5300 N 33rd St. - Milwaukee, WI 53209
Phone: 800-842-9792 Fax: 414-461-3812

SO208186

BILL OF LADING

1. Shipper ID Number	2. Page 1 of	3. Emergency Response Phone	4. Tracking Number
NCVSQG		(800) 814-1204	CES 139790

SHIPPER

5. Shipper's Name and Mailing Address
Colonial Pipeline Company
14108 Huntersville-Concord Road
Huntersvile North Carolina 28078
Shipper's Phone:

Shipper's Site Address (if different than mailing address)
Colonial Pipeline Company
14108 Huntersville-Concord Road
Huntersvile North Carolina 28078

6. Transporter 1 Company Name: Covanta Environmental Solutions
U.S. EPA ID Number: PAR000043026

7. Transporter 2 Company Name:
U.S. EPA ID Number:

8. Consignee Name and Site Address
Covanta Environmental Solutions LLC
2503 Fayetteville Street
Asheboro NC 27203 (336) 683-0911
Facility's Phone:
U.S. EPA ID Number: NCR000135384

HM	9. Shipping Name and Description	10. Containers No.	10. Containers Type	11. Total Quantity	12. Unit Wt./Vol.	
	1. X NA1993, Combustible liquid, n.o.s., (Contains <10% Gasoline), Comb liq, III, ERG# 128	1	JT	5125	G	PLACARD? YES ☐ NO ☐ None
	2.					PLACARD? YES ☐ NO ☐
	3.					PLACARD? YES ☐ NO ☐
	4.					PLACARD? YES ☐ NO ☐

13. Special Handling Instructions and Additional Information
1 5005955 Petroleum Contact Water CWT: N/A PO#:

Trailer #_____
Emergency Response Guide On-board
Site arrival time _____
Site departure time _____
www.covanta.com

14. SHIPPER'S CERTIFICATION: I certify the materials are accurately described.
Shipper's/Offeror's Printed/Typed Name: Adam Akers
Signature:
Month: 6 Day: 23 Year: 21

INT'L
15. International Shipments ☐ Import to U.S. ☐ Export from U.S. Port of entry/exit:
Transporter Signature (for exports only): Date leaving U.S.:

TRANSPORTER
16. Transporter Acknowledgment of Receipt of Materials
Transporter 1 Printed/Typed Name: Bobby Jarrett
Signature:
Month: 6 Day: 23 Year: 21
Transporter 2 Printed/Typed Name:
Signature:
Month: Day: Year:

DESIGNATED CONSIGNEE
17. Discrepancy
17a. Discrepancy Indication Space ☐ Quantity ☐ Type ☐ Residue ☐ Partial Rejection ☐ Full Rejection
Bill of Lading Reference Number:
17b. Alternate Consignee (or Shipper)
U.S. EPA ID Number:
Facility's Phone:
17c. Signature of Alternate Consignee (or Shipper)
Month: Day: Year:

18. Designated Receiving Facility Owner or Operator: Certification of receipt of materials covered by the bill of lading except as noted in Item 17a
Printed/Typed Name: Megan Spedling
Signature:
Month: 6 Day: 23 Year: 21

COVANTA
Environmental Solutions

SO208509

Corporate Office
5300 N 33rd St. - Milwaukee, WI 53209
Phone: 800-842-9792 Fax: 414-461-3812

BILL OF LADING

1. Shipper ID Number	2. Page 1 of	3. Emergency Response Phone	4. Tracking Number
NCVSQG		(800) 814-1204	CES 139802

SHIPPER

5. Shipper's Name and Mailing Address
Colonial Pipeline Company
14108 Huntersville-Concord Road
Huntersvile North Carolina 28078
Shipper's Phone:

Shipper's Site Address (if different than mailing address)
Colonial Pipeline Company
14108 Huntersville-Concord Road
Huntersvile North Carolina 28078

6. Transporter 1 Company Name: Covanta Environmental Solutions — U.S. EPA ID Number: PAR000043026

7. Transporter 2 Company Name — U.S. EPA ID Number:

8. Consignee Name and Site Address
Covanta Environmental Solutions LLC
2503 Fayetteville Street
Asheboro NC 27203 (336) 683-0911
Facility's Phone:

U.S. EPA ID Number: NCR000135384

HM	9. Shipping Name and Description	10. Containers No.	10. Containers Type	11. Total Quantity	12. Unit Wt./Vol.	
	1. X NA1993, Combustible liquid, n.o.s., (Contains <10% Gasoline), Comb liq, III, ERG# 128	1	TT	5125	G	PLACARD? None YES ☐ NO ☐
	2.					PLACARD? YES ☐ NO ☐
	3.					PLACARD? YES ☐ NO ☐
	4.					PLACARD? YES ☐ NO ☐

13. Special Handling Instructions and Additional Information
1 5005955 Petroleum Contact Water CWT: N/A PO#:

Trailer #_____
Emergency Response Guide On-board
Site arrival time _____
Site departure time _____
www.covanta.com

14. SHIPPER'S CERTIFICATION: I certify the materials are accurately described.
Shipper's/Offeror's Printed/Typed Name: Adam Harris — Signature — Month 4 Day 24 Year 21

INT'L

15. International Shipments ☐ Import to U.S. ☐ Export from U.S. Port of entry/exit: _____
Transporter Signature (for exports only): Date leaving U.S.:

TRANSPORTER

16. Transporter Acknowledgment of Receipt of Materials
Transporter 1 Printed/Typed Name: Bobby Jarrett — Signature — Month 4 Day 24 Year 21
Transporter 2 Printed/Typed Name — Signature — Month Day Year

DESIGNATED CONSIGNEE

17. Discrepancy
17a. Discrepancy Indication Space ☐ Quantity ☐ Type ☐ Residue ☐ Partial Rejection ☐ Full Rejection
Bill of Lading Reference Number:

17b. Alternate Consignee (or Shipper) — U.S. EPA ID Number
Facility's Phone:

17c. Signature of Alternate Consignee (or Shipper) — Month Day Year

18. Designated Receiving Facility Owner or Operator: Certification of receipt of materials covered by the bill of lading except as noted in Item 17a
Printed/Typed Name: Kaline Davis — Signature — Month 4 Day 24 Year 21

COVANTA
Environmental Solutions

RD-40 TR-18

SO208503

Corporate Office
5300 N 33rd St. - Milwaukee, WI 53209
Phone: 800-842-9792 Fax: 414-461-3812

BILL OF LADING

1. Shipper ID Number	2. Page 1 of	3. Emergency Response Phone	4. Tracking Number
NCVSQG		(800) 814-1204	CES 139800

SHIPPER

5. Shipper's Name and Mailing Address
Colonial Pipeline Company
14108 Huntersville-Concord Road
Huntersvile North Carolina 28078
Shipper's Phone:

Shipper's Site Address (if different than mailing address)
Colonial Pipeline Company
14108 Huntersville-Concord Road
Huntersvile North Carolina 28078

6. Transporter 1 Company Name: Covanta Environmental Solutions
U.S. EPA ID Number: PAR000043026

7. Transporter 2 Company Name:
U.S. EPA ID Number:

8. Consignee Name and Site Address
Covanta Environmental Solutions LLC
2503 Fayetteville Street
Asheboro NC 27203 (336) 683-0911
Facility's Phone:
U.S. EPA ID Number: NCR000135384

HM	9. Shipping Name and Description	10. Containers No.	10. Containers Type	11. Total Quantity	12. Unit Wt./Vol.	
	1. X NA1993, Combustible liquid, n.o.s., (Contains <10% Gasoline), Comb liq, III, ERG# 128	1	TT	5076	G	PLACARD? YES ☐ NO ☐ None
	2.					PLACARD? YES ☐ NO ☐
	3.					PLACARD? YES ☐ NO ☐
	4.					PLACARD? YES ☐ NO ☐

13. Special Handling Instructions and Additional Information
1 5005955 Petroleum Contact Water CWT: N/A PO#:

Trailer # TR-18
Emergency Response Guide Aboard
Site arrival time 6:40 AM
Site departure time 9:20
www.covanta.com

14. SHIPPER'S CERTIFICATION: I certify the materials are accurately described.
Shipper's/Offeror's Printed/Typed Name: Adam Morris
Signature:
Month 06 Day 24 Year 21

INT'L
15. International Shipments ☐ Import to U.S. ☐ Export from U.S. Port of entry/exit:
Transporter Signature (for exports only): Date leaving U.S.:

TRANSPORTER
16. Transporter Acknowledgment of Receipt of Materials
Transporter 1 Printed/Typed Name: Bill Johnston
Signature: Bill Johnston
Month 06 Day 24 Year 21
Transporter 2 Printed/Typed Name:
Signature:
Month Day Year

DESIGNATED CONSIGNEE
17. Discrepancy
17a. Discrepancy Indication Space ☐ Quantity ☐ Type ☐ Residue ☐ Partial Rejection ☐ Full Rejection
Bill of Lading Reference Number:
17b. Alternate Consignee (or Shipper)
U.S. EPA ID Number:
Facility's Phone:
17c. Signature of Alternate Consignee (or Shipper)
Month Day Year

18. Designated Receiving Facility Owner or Operator: Certification of receipt of materials covered by the bill of lading except as noted in Item 17a
Printed/Typed Name: Kaline Davis
Signature:
Month 06 Day 29 Year 21

COVANTA
Environmental Solutions

SO208510

Corporate Office
5300 N 33rd St. - Milwaukee, WI 53209
Phone: 800-842-9792 Fax: 414-461-3812

BILL OF LADING

1. Shipper ID Number	2. Page 1 of	3. Emergency Response Phone	4. Tracking Number
NCVSQG		(800) 814-1204	CES 139803

SHIPPER

5. Shipper's Name and Mailing Address
Colonial Pipeline Company
14108 Huntersville-Concord Road
Huntersvile North Carolina 28078
Shipper's Phone:

Shipper's Site Address (if different than mailing address)
Colonial Pipeline Company
14108 Huntersville-Concord Road
Huntersvile North Carolina 28078

6. Transporter 1 Company Name
Covanta Environmental Solutions
U.S. EPA ID Number
PAR000043026

7. Transporter 2 Company Name
U.S. EPA ID Number

8. Consignee Name and Site Address
Covanta Environmental Solutions LLC
2503 Fayetteville Street
Asheboro NC 27203 (336) 683-0911
Facility's Phone:
U.S. EPA ID Number
NCR000135384

HM	9. Shipping Name and Description	10. Containers No.	10. Containers Type	11. Total Quantity	12. Unit Wt./Vol.	
	1. X NA1993, Combustible liquid, n.o.s., (Contains <10% Gasoline), Comb liq, III, ERG# 128	1	TT	5725	G	PLACARD? None YES ☐ NO ☐
	2.					PLACARD? YES ☐ NO ☐
	3.					PLACARD? YES ☐ NO ☐
	4.					PLACARD? YES ☐ NO ☐

13. Special Handling Instructions and Additional Information
1 5005955 Petroleum Contact Water CWT: N/A PO#:

Trailer #_____
Emergency Response Guide On-board
Site arrival time_____
Site departure time_____
www.covanta.com

14. SHIPPER'S CERTIFICATION: I certify the materials are accurately described.
Shipper's/Offeror's Printed/Typed Name: Ben Harris
Signature:
Month 12 Day 24 Year 21

INT'L

15. International Shipments ☐ Import to U.S. ☐ Export from U.S. Port of entry/exit:
Transporter Signature (for exports only): Date leaving U.S.:

TRANSPORTER

16. Transporter Acknowledgment of Receipt of Materials
Transporter 1 Printed/Typed Name: Bobby Jarrett
Signature:
Month 12 Day 24 Year 21
Transporter 2 Printed/Typed Name
Signature
Month Day Year

DESIGNATED CONSIGNEE

17. Discrepancy
17a. Discrepancy Indication Space ☐ Quantity ☐ Type ☐ Residue ☐ Partial Rejection ☐ Full Rejection
Bill of Lading Reference Number:

17b. Alternate Consignee (or Shipper)
U.S. EPA ID Number
Facility's Phone:

17c. Signature of Alternate Consignee (or Shipper)
Month Day Year

18. Designated Receiving Facility Owner or Operator: Certification of receipt of materials covered by the bill of lading except as noted in Item 17a
Printed/Typed Name: KalineDavis
Signature:
Month 12 Day 24 Year 21

COVANTA
Environmental Solutions

RD-40 TR-18

SO208505

Corporate Office
5300 N 33rd St. - Milwaukee, WI 53209
Phone: 800-842-9792 Fax: 414-461-3812

BILL OF LADING

1. Shipper ID Number	2. Page 1 of	3. Emergency Response Phone	4. Tracking Number
NCVSQG		(800) 814-1204	CES 139801

SHIPPER

5. Shipper's Name and Mailing Address
Colonial Pipeline Company
14108 Huntersville-Concord Road
Huntersvile North Carolina 28078
Shipper's Phone:

Shipper's Site Address (if different than mailing address)
Colonial Pipeline Company
14108 Huntersville-Concord Road
Huntersvile North Carolina 28078

6. Transporter 1 Company Name
Covanta Environmental Solutions
U.S. EPA ID Number: PAR000043026

7. Transporter 2 Company Name
U.S. EPA ID Number:

8. Consignee Name and Site Address
Covanta Environmental Solutions LLC
2503 Fayetteville Street
Asheboro NC 27203 (336) 683-0911
Facility's Phone:
U.S. EPA ID Number: NCR000135384

HM	9. Shipping Name and Description	10. Containers No.	10. Containers Type	11. Total Quantity	12. Unit Wt./Vol.	
	1. X NA1993, Combustible liquid, n.o.s., (Contains <10% Gasoline), Comb liq, III, ERG# 128	1	TT	5076	G	PLACARD? YES ☐ NO ☐ None
	2.					PLACARD? YES ☐ NO ☐
	3.					PLACARD? YES ☐ NO ☐
	4.					PLACARD? YES ☐ NO ☐

13. Special Handling Instructions and Additional Information
1 5005955 Petroleum Contact Water CWT: N/A PO#:

Trailer # TR-18
Emergency Response Guide Online
Site arrival time 12:50 PM
Site departure time 2:10 PM
www.covanta.com

14. **SHIPPER'S CERTIFICATION:** I certify the materials are accurately described.
Shipper's/Offeror's Printed/Typed Name: Adam Harris
Signature:
Month 6 Day 24 Year 21

INT'L

15. International Shipments ☐ Import to U.S. ☐ Export from U.S. Port of entry/exit:
Transporter Signature (for exports only): Date leaving U.S.:

TRANSPORTER

16. Transporter Acknowledgment of Receipt of Materials
Transporter 1 Printed/Typed Name: Bill Johnston
Signature: Bill Johnston
Month 6 Day 24 Year 21

Transporter 2 Printed/Typed Name:
Signature:
Month Day Year

DESIGNATED CONSIGNEE

17. Discrepancy
17a. Discrepancy Indication Space ☐ Quantity ☐ Type ☐ Residue ☐ Partial Rejection ☐ Full Rejection
Bill of Lading Reference Number:

17b. Alternate Consignee (or Shipper)
U.S. EPA ID Number:
Facility's Phone:

17c. Signature of Alternate Consignee (or Shipper)
Month Day Year

18. Designated Receiving Facility Owner or Operator: Certification of receipt of materials covered by the bill of lading except as noted in Item 17a
Printed/Typed Name: KalineDavis
Signature:
Month 6 Day 24 Year 21

COVANTA
Environmental Solutions

SO208514

Corporate Office
5300 N 33rd St. - Milwaukee, WI 53209
Phone: 800-842-9792 Fax: 414-461-3812

SHIPPER

BILL OF LADING	1. Shipper ID Number	2. Page 1 of	3. Emergency Response Phone	4. Tracking Number
	NCVSQG		(800) 814-1204	CES 138380

5. Shipper's Name and Mailing Address
Colonial Pipeline Company
14108 Huntersville-Concord Road
Huntersvile North Carolina 28078
Shipper's Phone:

Shipper's Site Address (if different than mailing address)
Colonial Pipeline Company
14108 Huntersville-Concord Road
Huntersvile North Carolina 28078

6. Transporter 1 Company Name: Covanta Environmental Solutions — U.S. EPA ID Number: PAR000043026

7. Transporter 2 Company Name — U.S. EPA ID Number:

8. Consignee Name and Site Address
Covanta Environmental Solutions LLC
2503 Fayetteville Street
Asheboro NC 27203 (336) 683-0911
Facility's Phone:
U.S. EPA ID Number: NCR000135384

HM	9. Shipping Name and Description	10. Containers No.	10. Containers Type	11. Total Quantity	12. Unit Wt./Vol.	
	1. X NA1993, Combustible liquid, n.o.s., (Contains <10% Gasoline), Comb liq, III, ERG# 128	1	TT	5125	G	PLACARD? None YES ☐ NO ☐
	2.					PLACARD? YES ☐ NO ☐
	3.					PLACARD? YES ☐ NO ☐
	4.					PLACARD? YES ☐ NO ☐

13. Special Handling Instructions and Additional Information

1 5005955 Petroleum Contact Water CWT: N/A PO#:

Trailer #____
Emergency Response Guide On-boar
Site arrival time ____
Site departure time ____
www.covanta.com

14. SHIPPER'S CERTIFICATION: I certify the materials are accurately described.

Shipper's/Offeror's Printed/Typed Name: Adam Harris — Signature: [signature] — Month 6 Day 25 Year 21

INT'L

15. International Shipments ☐ Import to U.S. ☐ Export from U.S. Port of entry/exit:
Transporter Signature (for exports only): Date leaving U.S.:

TRANSPORTER

16. Transporter Acknowledgment of Receipt of Materials

Transporter 1 Printed/Typed Name: Bobby Jarnett — Signature: Bobby Jarnett — Month 6 Day 25 Year 21

Transporter 2 Printed/Typed Name — Signature — Month Day Year

DESIGNATED CONSIGNEE

17. Discrepancy

17a. Discrepancy Indication Space ☐ Quantity ☐ Type ☐ Residue ☐ Partial Rejection ☐ Full Rejection

Bill of Lading Reference Number:

17b. Alternate Consignee (or Shipper) — U.S. EPA ID Number

Facility's Phone:

17c. Signature of Alternate Consignee (or Shipper) — Month Day Year

18. Designated Receiving Facility Owner or Operator: Certification of receipt of materials covered by the bill of lading except as noted in Item 17a

Printed/Typed Name: Kaline Davis — Signature: [signature] — Month 6 Day 25 Year 21

COVANTA
Environmental Solutions

RD-40 TR-18

SO208512

Corporate Office
5300 N 33rd St. - Milwaukee, WI 53209
Phone: 800-842-9792 Fax: 414-461-3812

BILL OF LADING

1. Shipper ID Number	2. Page 1 of	3. Emergency Response Phone	4. Tracking Number
NCVSQG		(800) 814-1204	CES 138379

SHIPPER

5. Shipper's Name and Mailing Address
Colonial Pipeline Company
14108 Huntersville-Concord Road
Huntersvile North Carolina 28078
Shipper's Phone:

Shipper's Site Address (if different than mailing address)
Colonial Pipeline Company
14108 Huntersville-Concord Road
Huntersvile North Carolina 28078

6. Transporter 1 Company Name: Covanta Environmental Solutions — U.S. EPA ID Number: PAR000043026

7. Transporter 2 Company Name — U.S. EPA ID Number:

8. Consignee Name and Site Address
Covanta Environmental Solutions LLC
2503 Fayetteville Street
Asheboro NC 27203 (336) 683-0911
Facility's Phone:

U.S. EPA ID Number: NCR000135384

HM	9. Shipping Name and Description	10. Containers No.	10. Containers Type	11. Total Quantity	12. Unit Wt./Vol.	
	1. X NA1993, Combustible liquid, n.o.s., (Contains <10% Gasoline), Comb liq, III, ERG# 128	1	TT	5076	G	PLACARD? YES ☐ NO ☐ None
	2.					PLACARD? YES ☐ NO ☐
	3.					PLACARD? YES ☐ NO ☐
	4.					PLACARD? YES ☐ NO ☐

13. Special Handling Instructions and Additional Information
1 5005955 Petroleum Contact Water CWT: N/A PO#:

Trailer # TR-18
Emergency Response Guide Co[illegible]
Site arrival time 12:10 PM PM
Site departure time 2:10
www.covanta.com

14. SHIPPER'S CERTIFICATION: I certify the materials are accurately described.
Shipper's/Offeror's Printed/Typed Name: Adam Morris — Signature — Month 6 Day 25 Year 21

INT'L

15. International Shipments ☐ Import to U.S. ☐ Export from U.S. Port of entry/exit:
Transporter Signature (for exports only): Date leaving U.S.:

TRANSPORTER

16. Transporter Acknowledgment of Receipt of Materials
Transporter 1 Printed/Typed Name: Bill Johnston — Signature: Bill Johnston — Month 6 Day 25 Year 21
Transporter 2 Printed/Typed Name — Signature — Month Day Year

DESIGNATED CONSIGNEE

17. Discrepancy
17a. Discrepancy Indication Space ☐ Quantity ☐ Type ☐ Residue ☐ Partial Rejection ☐ Full Rejection
Bill of Lading Reference Number:
17b. Alternate Consignee (or Shipper) — U.S. EPA ID Number
Facility's Phone:
17c. Signature of Alternate Consignee (or Shipper) — Month Day Year

18. Designated Receiving Facility Owner or Operator: Certification of receipt of materials covered by the bill of lading except as noted in Item 17a
Printed/Typed Name: Kaline Davis — Signature — Month 6 Day 25 Year 21

COVANTA
Environmental Solutions

SO208513

Corporate Office
5300 N 33rd St. - Milwaukee, WI 53209
Phone: 800-842-9792 Fax: 414-461-3812

BILL OF LADING

1. Shipper ID Number	2. Page 1 of	3. Emergency Response Phone	4. Tracking Number
NCVSQG		(800) 814-1204	CES 138381

5. Shipper's Name and Mailing Address
Colonial Pipeline Company
14108 Huntersville-Concord Road
Huntersvile North Carolina 28078
Shipper's Phone:

Shipper's Site Address (if different than mailing address)
Colonial Pipeline Company
14108 Huntersville-Concord Road
Huntersvile North Carolina 28078

6. Transporter 1 Company Name
Covanta Environmental Solutions
U.S. EPA ID Number: PAR000043026

7. Transporter 2 Company Name
U.S. EPA ID Number:

8. Consignee Name and Site Address
Covanta Environmental Solutions LLC
2503 Fayetteville Street
Asheboro NC 27203 (336) 683-0911
Facility's Phone:
U.S. EPA ID Number: NCR000135384

SHIPPER

HM	9. Shipping Name and Description	10. Containers No.	10. Containers Type	11. Total Quantity	12. Unit Wt./Vol.	
X	1. NA1993, Combustible liquid, n.o.s., (Contains <10% Gasoline), Comb liq, III, ERG# 128	1	TT	5125	G	PLACARD? None YES ☐ NO ☐
	2.					PLACARD? YES ☐ NO ☐
	3.					PLACARD? YES ☐ NO ☐
	4.					PLACARD? YES ☐ NO ☐

13. Special Handling Instructions and Additional Information
1 5005955 Petroleum Contact Water CWT: N/A PO#:

Trailer #:_____
Emergency Response Guide On-board
Site arrival time _____
Site departure time _____
www.covanta.com

14. SHIPPER'S CERTIFICATION: I certify the materials are accurately described.
Shipper's/Offeror's Printed/Typed Name: Ada Harris
Signature:
Month: 6 Day: 25 Year: 21

INT'L

15. International Shipments ☐ Import to U.S. ☐ Export from U.S. Port of entry/exit:
Transporter Signature (for exports only): Date leaving U.S.:

TRANSPORTER

16. Transporter Acknowledgment of Receipt of Materials
Transporter 1 Printed/Typed Name: Bobby Jarrett
Signature:
Month: 6 Day: 25 Year: 21
Transporter 2 Printed/Typed Name:
Signature:
Month: Day: Year:

DESIGNATED CONSIGNEE

17. Discrepancy
17a. Discrepancy Indication Space ☐ Quantity ☐ Type ☐ Residue ☐ Partial Rejection ☐ Full Rejection
Bill of Lading Reference Number:

17b. Alternate Consignee (or Shipper)
U.S. EPA ID Number:
Facility's Phone:

17c. Signature of Alternate Consignee (or Shipper)
Month: Day: Year:

18. Designated Receiving Facility Owner or Operator: Certification of receipt of materials covered by the bill of lading except as noted in Item 17a
Printed/Typed Name: Kelsie Davis
Signature:
Month: 6 Day: 25 Year: 21

SHIPPER

COVANTA
Environmental Solutions

RD-40 TR-18

SO208511

Corporate Office
5300 N 33rd St. - Milwaukee, WI 53209
Phone: 800-842-9792 Fax: 414-461-3812

BILL OF LADING

1. Shipper ID Number	2. Page 1 of	3. Emergency Response Phone	4. Tracking Number
NCVSQG		(800) 814-1204	CES 138378

SHIPPER

5. Shipper's Name and Mailing Address
Colonial Pipeline Company
14108 Huntersville-Concord Road
Huntersvile North Carolina 28078
Shipper's Phone:

Shipper's Site Address (if different than mailing address)
Colonial Pipeline Company
14108 Huntersville-Concord Road
Huntersvile North Carolina 28078

6. Transporter 1 Company Name: Covanta Environmental Solutions — U.S. EPA ID Number: PAR000043026

7. Transporter 2 Company Name — U.S. EPA ID Number:

8. Consignee Name and Site Address
Covanta Environmental Solutions LLC
2503 Fayetteville Street
Asheboro NC 27203 (336) 683-0911
Facility's Phone:

U.S. EPA ID Number: NCR000135384

HM	9. Shipping Name and Description	10. Containers No.	10. Containers Type	11. Total Quantity	12. Unit Wt./Vol.	
	1. X NA1993, Combustible liquid, n.o.s., (Contains <10% Gasoline), Comb liq, III, ERG# 128	1	TT	5076	G	PLACARD? None YES ☐ NO ☐
	2.					PLACARD? YES ☐ NO ☐
	3.					PLACARD? YES ☐ NO ☐
	4.					PLACARD? YES ☐ NO ☐

13. Special Handling Instructions and Additional Information
1 5005955 Petroleum Contact Water CWT: N/A PO#:

Trailer # TR-18
Emergency Response Guide On-board
Site arrival time 6:45
Site departure time 8:50
www.covanta.com

14. SHIPPER'S CERTIFICATION: I certify the materials are accurately described.
Shipper's/Offeror's Printed/Typed Name: Adam Harris — Signature — Month 6 Day 25 Year 21

INT'L

15. International Shipments ☐ Import to U.S. ☐ Export from U.S. Port of entry/exit:
Transporter Signature (for exports only): Date leaving U.S.:

TRANSPORTER

16. Transporter Acknowledgment of Receipt of Materials
Transporter 1 Printed/Typed Name: Bill Johnston — Signature: Bill Johnston — Month 6 Day 25 Year 21
Transporter 2 Printed/Typed Name — Signature — Month Day Year

DESIGNATED CONSIGNEE

17. Discrepancy
17a. Discrepancy Indication Space ☐ Quantity ☐ Type ☐ Residue ☐ Partial Rejection ☐ Full Rejection

Bill of Lading Reference Number:

17b. Alternate Consignee (or Shipper) — U.S. EPA ID Number
Facility's Phone:

17c. Signature of Alternate Consignee (or Shipper) — Month Day Year

18. Designated Receiving Facility Owner or Operator: Certification of receipt of materials covered by the bill of lading except as noted in Item 17a
Printed/Typed Name: Katina Davis — Signature — Month 6 Day 25 Year 21

COVANTA
Environmental Solutions

Corporate Office
5300 N 33rd St. - Milwaukee, WI 53209
Phone: 800-842-9792 Fax: 414-461-3812

SO209227

BILL OF LADING

1. Shipper ID Number	2. Page 1 of	3. Emergency Response Phone	4. Tracking Number
NCVSQG	1	(800) 814-1204	CES 138385

SHIPPER

5. Shipper's Name and Mailing Address
Colonial Pipeline Company
14108 Huntersville-Concord Road
Huntersville North Carolina 28078
Shipper's Phone:

Shipper's Site Address (if different than mailing address)
Colonial Pipeline Company
14108 Huntersville-Concord Road
Huntersville North Carolina 28078

6. Transporter 1 Company Name: Covanta Environmental Solutions
U.S. EPA ID Number: PAR000043026

7. Transporter 2 Company Name:
U.S. EPA ID Number:

8. Consignee Name and Site Address
Covanta Environmental Solutions LLC
2503 Fayetteville Street
Asheboro NC 27203 (336) 683-0911
Facility's Phone:
U.S. EPA ID Number: NCR000135384

HM	9. Shipping Name and Description	10. Containers No.	10. Containers Type	11. Total Quantity	12. Unit Wt./Vol.	
	1. X NA1993, Combustible liquid, n.o.s., (Contains <10% Gasoline), Comb liq, III, ERG# 128	1	TT	5125	G	PLACARD? YES ☐ NO ☐ None
	2.					PLACARD? YES ☐ NO ☐
	3.					PLACARD? YES ☐ NO ☐
	4.					PLACARD? YES ☐ NO ☐

13. Special Handling Instructions and Additional Information
1 5005955 Petroleum Contact Water CWT: N/A PO#:

Trailer #_____
Emergency Response Guide On-board
Site arrival time_____
Site departure time_____
www.covanta.com

14. SHIPPER'S CERTIFICATION: I certify the materials are accurately described.
Shipper's/Offeror's Printed/Typed Name: Adam Harris
Signature:
Month: 6 Day: 25 Year: 21

INT'L

15. International Shipments ☐ Import to U.S. ☐ Export from U.S. Port of entry/exit:
Transporter Signature (for exports only): Date leaving U.S.:

TRANSPORTER

16. Transporter Acknowledgment of Receipt of Materials
Transporter 1 Printed/Typed Name: James Prather
Signature:
Month: 6 Day: 25 Year: 21
Transporter 2 Printed/Typed Name:
Signature:
Month: Day: Year:

DESIGNATED CONSIGNEE

17. Discrepancy
17a. Discrepancy Indication Space ☐ Quantity ☐ Type ☐ Residue ☐ Partial Rejection ☐ Full Rejection
Bill of Lading Reference Number:

17b. Alternate Consignee (or Shipper)
U.S. EPA ID Number:
Facility's Phone:

17c. Signature of Alternate Consignee (or Shipper)
Month: Day: Year:

18. Designated Receiving Facility Owner or Operator: Certification of receipt of materials covered by the bill of lading except as noted in Item 17a
Printed/Typed Name: Katine Davis
Signature:
Month: 6 Day: 28 Year: 21

COVANTA
Environmental Solutions

Corporate Office
5300 N 33rd St. - Milwaukee, WI 53209
Phone: 800-842-9792 Fax: 414-461-3812

SQ209470

BILL OF LADING	1. Shipper ID Number	2. Page 1 of	3. Emergency Response Phone	4. Tracking Number
	NCVSQG		(800) 814-1204	CES 138391

SHIPPER

5. Shipper's Name and Mailing Address
Colonial Pipeline Company
14108 Huntersville-Concord Road
Huntersvile North Carolina 28078
Shipper's Phone:

Shipper's Site Address (if different than mailing address)
Colonial Pipeline Company
14108 Huntersville-Concord Road
Huntersvile North Carolina 28078

6. Transporter 1 Company Name
Covanta Environmental Solutions
U.S. EPA ID Number
PAR000043026

7. Transporter 2 Company Name
U.S. EPA ID Number

8. Consignee Name and Site Address
Covanta Environmental Solutions LLC
2503 Fayetteville Street
Asheboro NC 27203 (336) 683-0911
Facility's Phone:
U.S. EPA ID Number
NCR000135384

HM	9. Shipping Name and Description	10. Containers No.	10. Containers Type	11. Total Quantity	12. Unit Wt./Vol.	
	1. X NA1993, Combustible liquid, n.o.s., (Contains <10% Gasoline), Comb liq, III, ERG# 128	1	TT	5,000	G	PLACARD? YES ☐ NO ☐ None
	2.					PLACARD? YES ☐ NO ☐
	3.					PLACARD? YES ☐ NO ☐
	4.					PLACARD? YES ☐ NO ☐

13. Special Handling Instructions and Additional Information
1 5005955 Petroleum Contact Water CWT: N/A PO#:

Trailer #_____
Emergency Response Guide On-board
Site arrival time _____
Site departure time _____
www.covanta.com

14. SHIPPER'S CERTIFICATION: I certify the materials are accurately described.
Shipper's/Offeror's Printed/Typed Name: Tim Moyer for Adam Harris (PL) Signature: T. Moyer Month 6 Day 26 Year 21

INT'L
15. International Shipments ☐ Import to U.S. ☐ Export from U.S. Port of entry/exit:
Transporter Signature (for exports only): Date leaving U.S.:

TRANSPORTER
16. Transporter Acknowledgment of Receipt of Materials
Transporter 1 Printed/Typed Name: Don Henriquez Signature: Month 6 Day 26 Year 21
Transporter 2 Printed/Typed Name: Signature: Month Day Year

DESIGNATED CONSIGNEE
17. Discrepancy
17a. Discrepancy Indication Space ☐ Quantity ☐ Type ☐ Residue ☐ Partial Rejection ☐ Full Rejection
Bill of Lading Reference Number:
17b. Alternate Consignee (or Shipper) U.S. EPA ID Number
Facility's Phone:
17c. Signature of Alternate Consignee (or Shipper) Month Day Year

18. Designated Receiving Facility Owner or Operator: Certification of receipt of materials covered by the bill of lading except as noted in Item 17a
Printed/Typed Name: Kalin Davis Signature: Month 6 Day 26 Year 21

COVANTA
Environmental Solutions

RD-40 TR-18

SO209469

Corporate Office
5300 N 33rd St. - Milwaukee, WI 53209
Phone: 800-842-9792 Fax: 414-461-3812

BILL OF LADING

1. Shipper ID Number	2. Page 1 of	3. Emergency Response Phone	4. Tracking Number
NCVSQG		(800) 814-1204	CES 138390

SHIPPER

5. Shipper's Name and Mailing Address
Colonial Pipeline Company
14108 Huntersville-Concord Road
Huntersvile North Carolina 28078
Shipper's Phone:

Shipper's Site Address (if different than mailing address)
Colonial Pipeline Company
14108 Huntersville-Concord Road
Huntersvile North Carolina 28078

6. Transporter 1 Company Name: Covanta Environmental Solutions — U.S. EPA ID Number: PAR000043026

7. Transporter 2 Company Name — U.S. EPA ID Number:

8. Consignee Name and Site Address
Covanta Environmental Solutions LLC
2503 Fayetteville Street
Asheboro NC 27203 (336) 683-0911
Facility's Phone:

U.S. EPA ID Number: NCR000135384

HM	9. Shipping Name and Description	10. Containers No.	10. Containers Type	11. Total Quantity	12. Unit Wt./Vol.	
	1. X NA1993, Combustible liquid, n.o.s., (Contains <10% Gasoline), Comb liq, III, ERG# 128	1	TT	5076	G	PLACARD? YES ☐ NO ☐ None
	2.					PLACARD? YES ☐ NO ☐
	3.					PLACARD? YES ☐ NO ☐
	4.					PLACARD? YES ☐ NO ☐

13. Special Handling Instructions and Additional Information
1 5005955 Petroleum Contact Water CWT: N/A PO#:

Trailer #: TR-18
Emergency Response Guide On board
Site arrival time: 9:00 AM
Site departure time: 9:45 AM
www.covanta.com

14. SHIPPER'S CERTIFICATION: I certify the materials are accurately described.
Shipper's/Offeror's Printed/Typed Name: Adam Harris — Signature — Month: 06 Day: 26 Year: 21

INT'L

15. International Shipments ☐ Import to U.S. ☐ Export from U.S. Port of entry/exit:
Transporter Signature (for exports only): Date leaving U.S.:

TRANSPORTER

16. Transporter Acknowledgment of Receipt of Materials
Transporter 1 Printed/Typed Name: Bill Johnston — Signature: Bill Johnston — Month: 06 Day: 26 Year: 21
Transporter 2 Printed/Typed Name — Signature — Month — Day — Year

DESIGNATED CONSIGNEE

17. Discrepancy
17a. Discrepancy Indication Space ☐ Quantity ☐ Type ☐ Residue ☐ Partial Rejection ☐ Full Rejection
Bill of Lading Reference Number:
17b. Alternate Consignee (or Shipper) — U.S. EPA ID Number
Facility's Phone:
17c. Signature of Alternate Consignee (or Shipper) — Month — Day — Year

18. Designated Receiving Facility Owner or Operator: Certification of receipt of materials covered by the bill of lading except as noted in Item 17a
Printed/Typed Name: Kalvin Davis — Signature — Month: 06 Day: 26 Year: 2021

COVANTA
Environmental Solutions

Corporate Office
5300 N 33rd St. - Milwaukee, WI 53209
Phone: 800-842-9792 Fax: 414-461-3812

SO209473

BILL OF LADING	1. Shipper ID Number	2. Page 1 of	3. Emergency Response Phone	4. Tracking Number
	NCVSQG		(800) 814-1204	CES 138393

SHIPPER

5. Shipper's Name and Mailing Address
Colonial Pipeline Company
14108 Huntersville-Concord Road
Huntersvile North Carolina 28078
Shipper's Phone:

Shipper's Site Address (if different than mailing address)
Colonial Pipeline Company
14108 Huntersville-Concord Road
Huntersvile North Carolina 28078

6. Transporter 1 Company Name: Covanta Environmental Solutions — U.S. EPA ID Number: PAR000043026

7. Transporter 2 Company Name — U.S. EPA ID Number

8. Consignee Name and Site Address
Covanta Environmental Solutions LLC
2503 Fayetteville Street
Asheboro NC 27203 (336) 683-0911
Facility's Phone:
U.S. EPA ID Number: NCR000135384

HM	9. Shipping Name and Description	10. Containers No.	10. Containers Type	11. Total Quantity	12. Unit Wt./Vol.	
	1. X NA1993, Combustible liquid, n.o.s., (Contains <10% Gasoline), Comb liq, III, ERG# 128	1	TT	5000	G	PLACARD? YES ☐ None NO ☐
	2.					PLACARD? YES ☐ NO ☐
	3.					PLACARD? YES ☐ NO ☐
	4.					PLACARD? YES ☐ NO ☐

13. Special Handling Instructions and Additional Information
1 5005955 Petroleum Contact Water CWT: N/A PO#:

Trailer #_____
Emergency Response Guide On-board
Site arrival time _____
Site departure time _____
www.covanta.com

14. SHIPPER'S CERTIFICATION: I certify the materials are accurately described.
Shipper's/Offeror's Printed/Typed Name: Adam Harris — Signature — Month 6 Day 26 Year 21

INT'L

15. International Shipments ☐ Import to U.S. ☐ Export from U.S. Port of entry/exit: _____
Transporter Signature (for exports only): Date leaving U.S.:

TRANSPORTER

16. Transporter Acknowledgment of Receipt of Materials
Transporter 1 Printed/Typed Name: Tim Klaus — Signature — Month 6 Day 26 Year 21
Transporter 2 Printed/Typed Name — Signature — Month Day Year

DESIGNATED CONSIGNEE

17. Discrepancy
17a. Discrepancy Indication Space ☐ Quantity ☐ Type ☐ Residue ☐ Partial Rejection ☐ Full Rejection
Bill of Lading Reference Number:

17b. Alternate Consignee (or Shipper) — U.S. EPA ID Number
Facility's Phone:

17c. Signature of Alternate Consignee (or Shipper) — Month Day Year

18. Designated Receiving Facility Owner or Operator: Certification of receipt of materials covered by the bill of lading except as noted in Item 17a
Printed/Typed Name: Katina Davis — Signature — Month 6 Day 26 Year 21

COVANTA
Environmental Solutions

SO209471

Corporate Office
5300 N 33rd St. - Milwaukee, WI 53209
Phone: 800-842-9792 Fax: 414-461-3812

BILL OF LADING

1. Shipper ID Number	2. Page 1 of	3. Emergency Response Phone	4. Tracking Number
NCVSQG		(800) 814-1204	CES 138392

SHIPPER

5. Shipper's Name and Mailing Address
Colonial Pipeline Company
14108 Huntersville-Concord Road
Huntersvile North Carolina 28078
Shipper's Phone:

Shipper's Site Address (if different than mailing address)
Colonial Pipeline Company
14108 Huntersville-Concord Road
Huntersvile North Carolina 28078

6. Transporter 1 Company Name
Covanta Environmental Solutions
U.S. EPA ID Number: PAR000043026

7. Transporter 2 Company Name
U.S. EPA ID Number:

8. Consignee Name and Site Address
Covanta Environmental Solutions LLC
2503 Fayetteville Street
Asheboro NC 27203 (336) 683-0911
Facility's Phone:
U.S. EPA ID Number: NCR000135384

HM	9. Shipping Name and Description	10. Containers No.	10. Containers Type	11. Total Quantity	12. Unit Wt./Vol.	
	1. X NA1993, Combustible liquid, n.o.s., (Contains <10% Gasoline), Comb liq, III, ERG# 128	1	TT	5,000	G	PLACARD? YES ☐ NO ☐ None
	2.					PLACARD? YES ☐ NO ☐
	3.					PLACARD? YES ☐ NO ☐
	4.					PLACARD? YES ☐ NO ☐

13. Special Handling Instructions and Additional Information
1 5005955 Petroleum Contact Water CWT: N/A PO#:

Trailer #_____
Emergency Response Guide On-board
Site arrival time _____
Site departure time _____
www.covanta.com

14. SHIPPER'S CERTIFICATION: I certify the materials are accurately described.
Shipper's/Offeror's Printed/Typed Name: Adam Harris
Signature:
Month: 6 Day: 24 Year: 21

INT'L

15. International Shipments ☐ Import to U.S. ☐ Export from U.S. Port of entry/exit:
Transporter Signature (for exports only): Date leaving U.S.:

TRANSPORTER

16. Transporter Acknowledgment of Receipt of Materials
Transporter 1 Printed/Typed Name: Jose Henrique
Signature:
Month: 6 Day: 26 Year: 21
Transporter 2 Printed/Typed Name:
Signature:
Month: Day: Year:

DESIGNATED CONSIGNEE

17. Discrepancy
17a. Discrepancy Indication Space ☐ Quantity ☐ Type ☐ Residue ☐ Partial Rejection ☐ Full Rejection
Bill of Lading Reference Number:
17b. Alternate Consignee (or Shipper)
U.S. EPA ID Number:
Facility's Phone:
17c. Signature of Alternate Consignee (or Shipper)
Month: Day: Year:

18. Designated Receiving Facility Owner or Operator: Certification of receipt of materials covered by the bill of lading except as noted in Item 17a
Printed/Typed Name: Katina Davis
Signature:
Month: 6 Day: 24 Year: 21

COVANTA
Environmental Solutions

Corporate Office
5300 N 33rd St. - Milwaukee, WI 53209
Phone: 800-842-9792 Fax: 414-461-3812

SO209507

BILL OF LADING

1. Shipper ID Number	2. Page 1 of	3. Emergency Response Phone	4. Tracking Number
NCVSQG		(800) 814-1204	CES 138395

SHIPPER

5. Shipper's Name and Mailing Address
Colonial Pipeline Company
14108 Huntersville-Concord Road
Huntersvile North Carolina 28078
Shipper's Phone:

Shipper's Site Address (if different than mailing address)
Colonial Pipeline Company
14108 Huntersville-Concord Road
Huntersvile North Carolina 28078

6. Transporter 1 Company Name: Covanta Environmental Solutions — U.S. EPA ID Number: PAR000043026

7. Transporter 2 Company Name — U.S. EPA ID Number:

8. Consignee Name and Site Address
Covanta Environmental Solutions LLC
2503 Fayetteville Street
Asheboro NC 27203 (336) 683-0911
Facility's Phone:

U.S. EPA ID Number: NCR000135384

HM	9. Shipping Name and Description	10. Containers No.	10. Containers Type	11. Total Quantity	12. Unit Wt./Vol.	
	1. X NA1993, Combustible liquid, n.o.s., (Contains <10% Gasoline), Comb liq, III, ERG# 128	1	TT	5125	G	PLACARD? YES ☐ NO ☐ None
	2.					PLACARD? YES ☐ NO ☐
	3.					PLACARD? YES ☐ NO ☐
	4.					PLACARD? YES ☐ NO ☐

13. Special Handling Instructions and Additional Information
1 5005955 Petroleum Contact Water CWT: N/A PO#:

Trailer #_____
Emergency Response Guide On-board
Site arrival time _____
Site departure time _____
www.covanta.com

14. SHIPPER'S CERTIFICATION: I certify the materials are accurately described.
Shipper's/Offeror's Printed/Typed Name: Deric Reaper — Signature — Month 06 Day 27 Year 21

INT'L
15. International Shipments ☐ Import to U.S. ☐ Export from U.S. Port of entry/exit:
Transporter Signature (for exports only): Date leaving U.S.:

TRANSPORTER
16. Transporter Acknowledgment of Receipt of Materials
Transporter 1 Printed/Typed Name: Bobby Jarrett — Signature — Month 06 Day 27 Year 21
Transporter 2 Printed/Typed Name — Signature — Month Day Year

DESIGNATED CONSIGNEE
17. Discrepancy
17a. Discrepancy Indication Space ☐ Quantity ☐ Type ☐ Residue ☐ Partial Rejection ☐ Full Rejection
Bill of Lading Reference Number:
17b. Alternate Consignee (or Shipper) — U.S. EPA ID Number
Facility's Phone:
17c. Signature of Alternate Consignee (or Shipper) — Month Day Year

18. Designated Receiving Facility Owner or Operator: Certification of receipt of materials covered by the bill of lading except as noted in Item 17a
Printed/Typed Name: Katina Davis — Signature — Month 06 Day 27 Year 21

COVANTA
Environmental Solutions

Corporate Office
5300 N 33rd St. - Milwaukee, WI 53209
Phone: 800-842-9792 Fax: 414-461-3812

SO209508

BILL OF LADING	1. Shipper ID Number	2. Page 1 of	3. Emergency Response Phone	4. Tracking Number
	NCVSQG		(800) 814-1204	CES 138396

SHIPPER

5. Shipper's Name and Mailing Address
Colonial Pipeline Company
14108 Huntersville-Concord Road
Huntersvile North Carolina 28078
Shipper's Phone:

Shipper's Site Address (if different than mailing address)
Colonial Pipeline Company
14108 Huntersville-Concord Road
Huntersvile North Carolina 28078

6. Transporter 1 Company Name: Covanta Environmental Solutions — U.S. EPA ID Number: PAR000043026

7. Transporter 2 Company Name — U.S. EPA ID Number

8. Consignee Name and Site Address
Covanta Environmental Solutions LLC
2503 Fayetteville Street
Asheboro NC 27203 (336) 683-0911
Facility's Phone:

U.S. EPA ID Number: NCR000135384

HM	9. Shipping Name and Description	10. Containers No.	10. Containers Type	11. Total Quantity	12. Unit Wt./Vol.	
	1. X NA1993, Combustible liquid, n.o.s., (Contains <10% Gasoline), Comb liq, III, ERG# 128	1	TT	5125	G	PLACARD? YES ☐ NO ☐ None
	2.					PLACARD? YES ☐ NO ☐
	3.					PLACARD? YES ☐ NO ☐
	4.					PLACARD? YES ☐ NO ☐

13. Special Handling Instructions and Additional Information
1 5005955 Petroleum Contact Water CWT: N/A PO#:

Trailer #_____
Emergency Response Guide On-board
Site arrival time _____
Site departure time _____
www.covanta.com

14. SHIPPER'S CERTIFICATION: I certify the materials are accurately described.

Shipper's/Offeror's Printed/Typed Name: Deric Reaper — Signature — Month 6 Day 27 Year 21

INT'L

15. International Shipments ☐ Import to U.S. ☐ Export from U.S. Port of entry/exit: _____
Transporter Signature (for exports only): Date leaving U.S.:

TRANSPORTER

16. Transporter Acknowledgment of Receipt of Materials

Transporter 1 Printed/Typed Name: James Prother — Signature — Month 6 Day 27 Year 21

Transporter 2 Printed/Typed Name — Signature — Month Day Year

DESIGNATED CONSIGNEE

17. Discrepancy

17a. Discrepancy Indication Space ☐ Quantity ☐ Type ☐ Residue ☐ Partial Rejection ☐ Full Rejection

Bill of Lading Reference Number:

17b. Alternate Consignee (or Shipper) — U.S. EPA ID Number

Facility's Phone:

17c. Signature of Alternate Consignee (or Shipper) — Month Day Year

18. Designated Receiving Facility Owner or Operator: Certification of receipt of materials covered by the bill of lading except as noted in Item 17a

Printed/Typed Name: Katina Davis — Signature — Month 6 Day 27 Year 21

COVANTA
Environmental Solutions

RD-40 TR-18

SO209477

Corporate Office
5300 N 33rd St. - Milwaukee, WI 53209
Phone: 800-842-9792 Fax: 414-461-3812

BILL OF LADING

1. Shipper ID Number	2. Page 1 of	3. Emergency Response Phone	4. Tracking Number
NCVSQG		(800) 814-1204	CES 139806

5. Shipper's Name and Mailing Address
Colonial Pipeline Company
14108 Huntersville-Concord Road
Huntersvile North Carolina 28078
Shipper's Phone:

Shipper's Site Address (if different than mailing address)
Colonial Pipeline Company
14108 Huntersville-Concord Road
Huntersvile North Carolina 28078

6. Transporter 1 Company Name
Covanta Environmental Solutions
U.S. EPA ID Number: PAR000043026

7. Transporter 2 Company Name
U.S. EPA ID Number:

8. Consignee Name and Site Address
Covanta Environmental Solutions LLC
2503 Fayetteville Street
Asheboro NC 27203 (336) 683-0911
Facility's Phone:
U.S. EPA ID Number: NCR000135384

HM	9. Shipping Name and Description	10. Containers No.	10. Containers Type	11. Total Quantity	12. Unit Wt./Vol.	
	1. X NA1993, Combustible liquid, n.o.s., (Contains <10% Gasoline), Comb liq, III, ERG# 128	1	TT	5076	G	PLACARD? YES ☐ NO ☐ None
	2.					PLACARD? YES ☐ NO ☐
	3.					PLACARD? YES ☐ NO ☐
	4.					PLACARD? YES ☐ NO ☐

13. Special Handling Instructions and Additional Information
1 5005955 Petroleum Contact Water CWT: N/A PO#:

Trailer # TR-18
Emergency Response Guide On-board
Site arrival time 6:40 AM
Site departure time 8:15 AM
www.covanta.com

14. SHIPPER'S CERTIFICATION: I certify the materials are accurately described.
Shipper's/Offeror's Printed/Typed Name: Adam Harris
Signature:
Month 6 Day 28 Year 21

15. International Shipments ☐ Import to U.S. ☐ Export from U.S. Port of entry/exit:
Transporter Signature (for exports only): Date leaving U.S.:

16. Transporter Acknowledgment of Receipt of Materials
Transporter 1 Printed/Typed Name: Bill Johnston
Signature:
Month 6 Day 28 Year 21

Transporter 2 Printed/Typed Name:
Signature:
Month Day Year

17. Discrepancy
17a. Discrepancy Indication Space ☐ Quantity ☐ Type ☐ Residue ☐ Partial Rejection ☐ Full Rejection
Bill of Lading Reference Number:

17b. Alternate Consignee (or Shipper)
U.S. EPA ID Number:
Facility's Phone:

17c. Signature of Alternate Consignee (or Shipper)
Month Day Year

18. Designated Receiving Facility Owner or Operator: Certification of receipt of materials covered by the bill of lading except as noted in Item 17a
Printed/Typed Name: Kalial Davis
Signature:
Month 6 Day 28 Year 21

SHIPPER | INT'L | TRANSPORTER | DESIGNATED CONSIGNEE

COVANTA
Environmental Solutions

RD-40 TR-18

SO209479

Corporate Office
5300 N 33rd St. - Milwaukee, WI 53209
Phone: 800-842-9792 Fax: 414-461-3812

BILL OF LADING

1. Shipper ID Number	2. Page 1 of	3. Emergency Response Phone	4. Tracking Number
NCVSQG		(800) 814-1204	CES 138366

SHIPPER

5. Shipper's Name and Mailing Address
Colonial Pipeline Company
14108 Huntersville-Concord Road
Huntersvile North Carolina 28078
Shipper's Phone:

Shipper's Site Address (if different than mailing address)
Colonial Pipeline Company
14108 Huntersville-Concord Road
Huntersvile North Carolina 28078

6. Transporter 1 Company Name: Covanta Environmental Solutions
U.S. EPA ID Number: PAR000043026

7. Transporter 2 Company Name:
U.S. EPA ID Number:

8. Consignee Name and Site Address
Covanta Environmental Solutions LLC
2503 Fayetteville Street
Asheboro NC 27203 (336) 683-0911
Facility's Phone:
U.S. EPA ID Number: NCR000135384

HM	9. Shipping Name and Description	10. Containers No.	10. Containers Type	11. Total Quantity	12. Unit Wt./Vol.	
	1. X NA1993, Combustible liquid, n.o.s., (Contains <10% Gasoline), Comb liq, III, ERG# 128	1	TT	5076	G	PLACARD? None YES ☐ NO ☐
	2.					PLACARD? YES ☐ NO ☐
	3.					PLACARD? YES ☐ NO ☐
	4.					PLACARD? YES ☐ NO ☐

13. Special Handling Instructions and Additional Information
1 5005955 Petroleum Contact Water CWT: N/A PO#:

Trailer # TR-18
Emergency Response Guide Guide
Site arrival time 11:30 AM
Site departure time 12:10 PM
www.covanta.com

14. SHIPPER'S CERTIFICATION: I certify the materials are accurately described.
Shipper's/Offeror's Printed/Typed Name: Deric Reapes for Adam Harris
Signature:
Month 6 Day 28 Year 21

INT'L
15. International Shipments ☐ Import to U.S. ☐ Export from U.S. Port of entry/exit:
Transporter Signature (for exports only): Date leaving U.S.:

TRANSPORTER
16. Transporter Acknowledgment of Receipt of Materials
Transporter 1 Printed/Typed Name: Bill Johnston
Signature: Bill Johnston
Month 6 Day 28 Year 21
Transporter 2 Printed/Typed Name:
Signature:
Month Day Year

DESIGNATED CONSIGNEE
17. Discrepancy
17a. Discrepancy Indication Space ☐ Quantity ☐ Type ☐ Residue ☐ Partial Rejection ☐ Full Rejection
Bill of Lading Reference Number:
17b. Alternate Consignee (or Shipper)
U.S. EPA ID Number:
Facility's Phone:
17c. Signature of Alternate Consignee (or Shipper)
Month Day Year

18. Designated Receiving Facility Owner or Operator: Certification of receipt of materials covered by the bill of lading except as noted in Item 17a
Printed/Typed Name: Kaline Davis
Signature:
Month 6 Day 28 Year 21

COVANTA
Environmental Solutions

SO209475

Corporate Office
5300 N 33rd St. - Milwaukee, WI 53209
Phone: 800-842-9792 Fax: 414-461-3812

SHIPPER

BILL OF LADING	1. Shipper ID Number	2. Page 1 of	3. Emergency Response Phone	4. Tracking Number
	NCVSQG		(800) 814-1204	CES 138365

5. Shipper's Name and Mailing Address
Colonial Pipeline Company
14108 Huntersville-Concord Road
Huntersvile North Carolina 28078
Shipper's Phone:

Shipper's Site Address (if different than mailing address)
Colonial Pipeline Company
14108 Huntersville-Concord Road
Huntersvile North Carolina 28078

6. Transporter 1 Company Name: Covanta Environmental Solutions — U.S. EPA ID Number: PAR000043026

7. Transporter 2 Company Name — U.S. EPA ID Number:

8. Consignee Name and Site Address
Covanta Environmental Solutions LLC
2503 Fayetteville Street
Asheboro NC 27203 (336) 683-0911
Facility's Phone:
U.S. EPA ID Number: NCR000135384

HM	9. Shipping Name and Description	10. Containers No.	10. Containers Type	11. Total Quantity	12. Unit Wt./Vol.	
	1. X NA1993, Combustible liquid, n.o.s., (Contains <10% Gasoline), Comb liq, III, ERG# 128	1	TT	5725	G	PLACARD? None YES ☐ NO ☐
	2.					PLACARD? YES ☐ NO ☐
	3.					PLACARD? YES ☐ NO ☐
	4.					PLACARD? YES ☐ NO ☐

13. Special Handling Instructions and Additional Information

1 5005955 Petroleum Contact Water CWT: N/A PO#:

Trailer #_____
Emergency Response Guide On-board
Site arrival time _____
Site departure time _____
www.covanta.com

14. SHIPPER'S CERTIFICATION: I certify the materials are accurately described.

Shipper's/Offeror's Printed/Typed Name: Danny Wooten — Signature: [signature] — Month 6 Day 28 Year 21

INT'L

15. International Shipments ☐ Import to U.S. ☑ Export from U.S. Port of entry/exit:
Transporter Signature (for exports only): Date leaving U.S.:

TRANSPORTER

16. Transporter Acknowledgment of Receipt of Materials

Transporter 1 Printed/Typed Name: Bobby Jarrett — Signature: [signature] — Month 6 Day 28 Year 21

Transporter 2 Printed/Typed Name — Signature — Month Day Year

DESIGNATED CONSIGNEE

17. Discrepancy

17a. Discrepancy Indication Space ☐ Quantity ☐ Type ☐ Residue ☐ Partial Rejection ☐ Full Rejection

Bill of Lading Reference Number:

17b. Alternate Consignee (or Shipper) — U.S. EPA ID Number

Facility's Phone:

17c. Signature of Alternate Consignee (or Shipper) — Month Day Year

18. Designated Receiving Facility Owner or Operator: Certification of receipt of materials covered by the bill of lading except as noted in Item 17a

Printed/Typed Name: Lalina Davis — Signature: [signature] — Month 6 Day 28 Year 21

COVANTA
Environmental Solutions

Corporate Office
5300 N 33rd St. - Milwaukee, WI 53209
Phone: 800-842-9792 Fax: 414-461-3812

SO209476

BILL OF LADING	1. Shipper ID Number	2. Page 1 of	3. Emergency Response Phone	4. Tracking Number
	NCVSQG		(800) 814-1204	CES 138364

SHIPPER

5. Shipper's Name and Mailing Address
Colonial Pipeline Company
14108 Huntersville-Concord Road
Huntersvile North Carolina 28078
Shipper's Phone:

Shipper's Site Address (if different than mailing address)
Colonial Pipeline Company
14108 Huntersville-Concord Road
Huntersvile North Carolina 28078

6. Transporter 1 Company Name
Covanta Environmental Solutions
U.S. EPA ID Number
PAR000043026

7. Transporter 2 Company Name
U.S. EPA ID Number

8. Consignee Name and Site Address
Covanta Environmental Solutions LLC
2503 Fayetteville Street
Asheboro NC 27203 (336) 683-0911
Facility's Phone:
U.S. EPA ID Number
NCR000135384

HM	9. Shipping Name and Description	10. Containers No.	10. Containers Type	11. Total Quantity	12. Unit Wt./Vol.	
	1. X NA1993, Combustible liquid, n.o.s., (Contains <10% Gasoline), Comb liq, III, ERG# 128	1	TT	5128	G	PLACARD? YES ☐ NO ☐ None
	2.					PLACARD? YES ☐ NO ☐
	3.					PLACARD? YES ☐ NO ☐
	4.					PLACARD? YES ☐ NO ☐

13. Special Handling Instructions and Additional Information
1 5005955 Petroleum Contact Water CWT: N/A PO#:

Trailer #_____
Emergency Response Guide On-board
Site arrival time _____
Site departure time _____
www.covanta.com

14. SHIPPER'S CERTIFICATION: I certify the materials are accurately described.
Shipper's/Offeror's Printed/Typed Name: Wm Harris
Signature
Month 4 Day 28 Year 21

INT'L
15. International Shipments ☐ Import to U.S. ☐ Export from U.S. Port of entry/exit:
Transporter Signature (for exports only): Date leaving U.S.:

TRANSPORTER
16. Transporter Acknowledgment of Receipt of Materials
Transporter 1 Printed/Typed Name: Bobby Jarrett
Signature
Month 4 Day 28 Year 21
Transporter 2 Printed/Typed Name
Signature
Month Day Year

DESIGNATED CONSIGNEE
17. Discrepancy
17a. Discrepancy Indication Space ☐ Quantity ☐ Type ☐ Residue ☐ Partial Rejection ☐ Full Rejection
Bill of Lading Reference Number:
17b. Alternate Consignee (or Shipper)
U.S. EPA ID Number
Facility's Phone:
17c. Signature of Alternate Consignee (or Shipper)
Month Day Year

18. Designated Receiving Facility Owner or Operator: Certification of receipt of materials covered by the bill of lading except as noted in Item 17a
Printed/Typed Name: Katie Davis
Signature
Month 4 Day 28 Year 21

COVANTA
Environmental Solutions

SO209474

Corporate Office
5300 N 33rd St. - Milwaukee, WI 53209
Phone: 800-842-9792 Fax: 414-461-3812

BILL OF LADING

1. Shipper ID Number	2. Page 1 of	3. Emergency Response Phone	4. Tracking Number
NCVSQG		(800) 814-1204	CES 138394

SHIPPER

5. Shipper's Name and Mailing Address
Colonial Pipeline Company
14108 Huntersville-Concord Road
Huntersvile North Carolina 28078
Shipper's Phone:

Shipper's Site Address (if different than mailing address)
Colonial Pipeline Company
14108 Huntersville-Concord Road
Huntersvile North Carolina 28078

6. Transporter 1 Company Name: Covanta Environmental Solutions — U.S. EPA ID Number: PAR000043026

7. Transporter 2 Company Name — U.S. EPA ID Number:

8. Consignee Name and Site Address
Covanta Environmental Solutions LLC
2503 Fayetteville Street
Asheboro NC 27203 (336) 683-0911
Facility's Phone:

U.S. EPA ID Number: NCR000135384

HM	9. Shipping Name and Description	10. Containers No.	10. Containers Type	11. Total Quantity	12. Unit Wt./Vol.	
	1. X NA1993, Combustible liquid, n.o.s., (Contains <10% Gasoline), Comb liq, III, ERG# 128	01	TT	5000	G	PLACARD? None YES ☐ NO ☐
	2.					PLACARD? YES ☐ NO ☐
	3.					PLACARD? YES ☐ NO ☐
	4.					PLACARD? YES ☐ NO ☐

13. Special Handling Instructions and Additional Information
1 5005955 Petroleum Contact Water CWT: N/A PO#:

Trailer #:_____
Emergency Response Guide On-board
Site arrival time _____
Site departure time _____
www.covanta.com

14. SHIPPER'S CERTIFICATION: I certify the materials are accurately described.

Shipper's/Offeror's Printed/Typed Name: Danny Waters — Signature — Month 05 Day 28 Year 21

INT'L

15. International Shipments ☐ Import to U.S. ☐ Export from U.S. Port of entry/exit:
Transporter Signature (for exports only): Date leaving U.S.:

TRANSPORTER

16. Transporter Acknowledgment of Receipt of Materials

Transporter 1 Printed/Typed Name: Daniel Moore — Signature — Month 05 Day 28 Year 21

Transporter 2 Printed/Typed Name — Signature — Month Day Year

DESIGNATED CONSIGNEE

17. Discrepancy

17a. Discrepancy Indication Space ☐ Quantity ☐ Type ☐ Residue ☐ Partial Rejection ☐ Full Rejection

Bill of Lading Reference Number:

17b. Alternate Consignee (or Shipper) — U.S. EPA ID Number

Facility's Phone:

17c. Signature of Alternate Consignee (or Shipper) — Month Day Year

18. Designated Receiving Facility Owner or Operator: Certification of receipt of materials covered by the bill of lading except as noted in Item 17a

Printed/Typed Name: Kaline Davis — Signature — Month 05 Day 28 Year 21

COVANTA
Environmental Solutions

Corporate Office
5300 N 33rd St. - Milwaukee, WI 53209
Phone: 800-842-9792 Fax: 414-461-3812

SO209486

BILL OF LADING	1. Shipper ID Number	2. Page 1 of	3. Emergency Response Phone	4. Tracking Number
	NCVSQG		(800) 814-1204	CES 138324

SHIPPER

5. Shipper's Name and Mailing Address
Colonial Pipeline Company
14108 Huntersville-Concord Road
Huntersvile North Carolina 28078
Shipper's Phone:

Shipper's Site Address (if different than mailing address)
Colonial Pipeline Company
14108 Huntersville-Concord Road
Huntersvile North Carolina 28078

6. Transporter 1 Company Name: Covanta Environmental Solutions
U.S. EPA ID Number: PAR000043026

7. Transporter 2 Company Name:
U.S. EPA ID Number:

8. Consignee Name and Site Address
Covanta Environmental Solutions LLC
2503 Fayetteville Street
Asheboro NC 27203 (336) 683-0911
Facility's Phone:
U.S. EPA ID Number: NCR000135384

HM	9. Shipping Name and Description	10. Containers No.	10. Containers Type	11. Total Quantity	12. Unit Wt./Vol.	
	1. X NA1993, Combustible liquid, n.o.s., (Contains <10% Gasoline), Comb liq, III, ERG# 128	1	TT	5125	G	PLACARD? YES ☐ NO ☐ None
	2.					PLACARD? YES ☐ NO ☐
	3.					PLACARD? YES ☐ NO ☐
	4.					PLACARD? YES ☐ NO ☐

13. Special Handling Instructions and Additional Information
1 5005955 Petroleum Contact Water CWT: N/A PO#:

Trailer #_____
Emergency Response Guide On-boa
Site arrival time _____
Site departure time _____
www.covanta.com

14. SHIPPER'S CERTIFICATION: I certify the materials are accurately described.
Shipper's Offeror's Printed/Typed Name: Adam Harris
Signature:
Month 6 Day 29 Year 21

INT'L

15. International Shipments ☐ Import to U.S. ☐ Export from U.S. Port of entry/exit:
Transporter Signature (for exports only): Date leaving U.S.:

TRANSPORTER

16. Transporter Acknowledgment of Receipt of Materials
Transporter 1 Printed/Typed Name: Bobby Jarrett
Signature:
Month 6 Day 29 Year 21
Transporter 2 Printed/Typed Name:
Signature:
Month Day Year

DESIGNATED CONSIGNEE

17. Discrepancy
17a. Discrepancy Indication Space ☐ Quantity ☐ Type ☐ Residue ☐ Partial Rejection ☐ Full Rejection
Bill of Lading Reference Number:
17b. Alternate Consignee (or Shipper)
U.S. EPA ID Number:
Facility's Phone:
17c. Signature of Alternate Consignee (or Shipper)
Month Day Year

18. Designated Receiving Facility Owner or Operator: Certification of receipt of materials covered by the bill of lading except as noted in Item 17a
Printed/Typed Name: Soqueline Navas
Signature:
Month 6 Day 29 Year 21

COVANTA
Environmental Solutions

RD-40 TR-18

SO209481

Corporate Office
5300 N 33rd St. - Milwaukee, WI 53209
Phone: 800-842-9792 Fax: 414-461-3812

BILL OF LADING

1. Shipper ID Number	2. Page 1 of	3. Emergency Response Phone	4. Tracking Number
NCVSQG		(800) 814-1204	CES 138322

5. Shipper's Name and Mailing Address
Colonial Pipeline Company
14108 Huntersville-Concord Road
Huntersvile North Carolina 28078
Shipper's Phone:

Shipper's Site Address (if different than mailing address)
Colonial Pipeline Company
14108 Huntersville-Concord Road
Huntersvile North Carolina 28078

6. Transporter 1 Company Name
Covanta Environmental Solutions
U.S. EPA ID Number: PAR000043026

7. Transporter 2 Company Name
U.S. EPA ID Number:

8. Consignee Name and Site Address
Covanta Environmental Solutions LLC
2503 Fayetteville Street
Asheboro NC 27203 (336) 683-0911
Facility's Phone:
U.S. EPA ID Number: NCR000135384

HM	9. Shipping Name and Description	10. Containers No.	10. Containers Type	11. Total Quantity	12. Unit Wt./Vol.	
	1. X NA1993, Combustible liquid, n.o.s., (Contains <10% Gasoline), Comb liq, III, ERG# 128	1	TT	5076	G	PLACARD? YES ☐ NO ☐ None
	2.					PLACARD? YES ☐ NO ☐
	3.					PLACARD? YES ☐ NO ☐
	4.					PLACARD? YES ☐ NO ☐

13. Special Handling Instructions and Additional Information
1 5005955 Petroleum Contact Water CWT: N/A PO#:

Trailer # TR-18
Emergency Response Guide On-board
Site arrival time 6:50 Am
Site departure time 9:30 Am
www.covanta.com

14. SHIPPER'S CERTIFICATION: I certify the materials are accurately described.
Shipper's/Offeror's Printed/Typed Name: Adam Harris
Signature:
Month 4 Day 29 Year 21

INT'L
15. International Shipments ☐ Import to U.S. ☐ Export from U.S. Port of entry/exit:
Transporter Signature (for exports only): Date leaving U.S.:

TRANSPORTER
16. Transporter Acknowledgment of Receipt of Materials
Transporter 1 Printed/Typed Name: Bill Johnston
Signature: Bill Johnston
Month 4 Day 29 Year 21
Transporter 2 Printed/Typed Name:
Signature:
Month Day Year

DESIGNATED CONSIGNEE
17. Discrepancy
17a. Discrepancy Indication Space ☐ Quantity ☐ Type ☐ Residue ☐ Partial Rejection ☐ Full Rejection
Bill of Lading Reference Number:
17b. Alternate Consignee (or Shipper)
U.S. EPA ID Number:
Facility's Phone:
17c. Signature of Alternate Consignee (or Shipper)
Month Day Year

18. Designated Receiving Facility Owner or Operator: Certification of receipt of materials covered by the bill of lading except as noted in Item 17a
Printed/Typed Name: Soqueline Nance
Signature:
Month 4 Day 29 Year 21

COVANTA
Environmental Solutions

RD-40 TR-18

SO209484

Corporate Office
5300 N 33rd St. - Milwaukee, WI 53209
Phone: 800-842-9792 Fax: 414-461-3812

BILL OF LADING

1. Shipper ID Number	2. Page 1 of	3. Emergency Response Phone	4. Tracking Number
NCVSQG		(800) 814-1204	CES 138323

SHIPPER

5. Shipper's Name and Mailing Address
Colonial Pipeline Company
14108 Huntersville-Concord Road
Huntersville North Carolina 28078
Shipper's Phone:

Shipper's Site Address (if different than mailing address)
Colonial Pipeline Company
14108 Huntersville-Concord Road
Huntersville North Carolina 28078

6. Transporter 1 Company Name: Covanta Environmental Solutions
U.S. EPA ID Number: PAR000043026

7. Transporter 2 Company Name:
U.S. EPA ID Number:

8. Consignee Name and Site Address
Covanta Environmental Solutions LLC
2503 Fayetteville Street
Asheboro NC 27203 (336) 683-0911
Facility's Phone:
U.S. EPA ID Number: NCR000135384

HM	9. Shipping Name and Description	10. Containers No.	10. Containers Type	11. Total Quantity	12. Unit Wt./Vol.	
	1. X NA1993, Combustible liquid, n.o.s., (Contains <10% Gasoline), Comb liq, III, ERG# 128	1	TT	5200	G	PLACARD? None YES ☐ NO ☐
	2.					PLACARD? YES ☐ NO ☐
	3.					PLACARD? YES ☐ NO ☐
	4.					PLACARD? YES ☐ NO ☐

13. Special Handling Instructions and Additional Information
1 5005955 Petroleum Contact Water CWT: N/A PO#:

Trailer # TR-18
Emergency Response Guidebook
Site arrival time 1:00 PM
Site departure time 2:05 PM
www.covanta.com

14. SHIPPER'S CERTIFICATION: I certify the materials are accurately described.
Shipper's/Offeror's Printed/Typed Name: Adam Harris
Signature:
Month 6 Day 29 Year 21

INT'L

15. International Shipments ☐ Import to U.S. ☐ Export from U.S. Port of entry/exit:
Transporter Signature (for exports only): Date leaving U.S.:

TRANSPORTER

16. Transporter Acknowledgment of Receipt of Materials
Transporter 1 Printed/Typed Name: Bill Johnston
Signature: Bill Johnston
Month 6 Day 29 Year 21
Transporter 2 Printed/Typed Name:
Signature:
Month Day Year

DESIGNATED CONSIGNEE

17. Discrepancy
17a. Discrepancy Indication Space ☐ Quantity ☐ Type ☐ Residue ☐ Partial Rejection ☐ Full Rejection
Bill of Lading Reference Number:
17b. Alternate Consignee (or Shipper)
U.S. EPA ID Number:
Facility's Phone:
17c. Signature of Alternate Consignee (or Shipper)
Month Day Year

18. Designated Receiving Facility Owner or Operator: Certification of receipt of materials covered by the bill of lading except as noted in Item 17a
Printed/Typed Name: Jaqueline Nalos
Signature:
Month 6 Day 29 Year 21

COVANTA
Environmental Solutions

Corporate Office
5300 N 33rd St. - Milwaukee, WI 53209
Phone: 800-842-9792 Fax: 414-461-3812

SO209487

BILL OF LADING

1. Shipper ID Number	2. Page 1 of	3. Emergency Response Phone	4. Tracking Number
NCVSQG		(800) 814-1204	CES 138325

SHIPPER

5. Shipper's Name and Mailing Address
Colonial Pipeline Company
14108 Huntersville-Concord Road
Huntersvile North Carolina 28078
Shipper's Phone:

Shipper's Site Address (if different than mailing address)
Colonial Pipeline Company
14108 Huntersville-Concord Road
Huntersvile North Carolina 28078

6. Transporter 1 Company Name
Covanta Environmental Solutions
U.S. EPA ID Number: PAR000043026

7. Transporter 2 Company Name
U.S. EPA ID Number:

8. Consignee Name and Site Address
Covanta Environmental Solutions LLC
2503 Fayetteville Street
Asheboro NC 27203 (336) 683-0911
Facility's Phone:
U.S. EPA ID Number: NCR000135384

HM	9. Shipping Name and Description	10. Containers No.	10. Containers Type	11. Total Quantity	12. Unit Wt./Vol.	
	1. X NA1993, Combustible liquid, n.o.s., (Contains <10% Gasoline), Comb liq, III, ERG# 128	1	TT	5125	G	PLACARD? YES ☐ NO ☐ None
	2.					PLACARD? YES ☐ NO ☐
	3.					PLACARD? YES ☐ NO ☐
	4.					PLACARD? YES ☐ NO ☐

13. Special Handling Instructions and Additional Information
1 5005955 Petroleum Contact Water CWT: N/A PO#:

Trailer #_____
Emergency Response Guide On-boar
Site arrival time _____
Site departure time _____
www.covanta.com

14. SHIPPER'S CERTIFICATION: I certify the materials are accurately described.
Shipper's/Offeror's Printed/Typed Name: Tim Moya For Adam Morris CPL
Signature: T.L. Moya
Month: 6 Day: 29 Year: 21

INT'L
15. International Shipments ☐ Import to U.S. ☐ Export from U.S. Port of entry/exit:
Transporter Signature (for exports only): Date leaving U.S.:

TRANSPORTER
16. Transporter Acknowledgment of Receipt of Materials
Transporter 1 Printed/Typed Name: Bobby Jarrett
Signature: Bobby Jarrett
Month: 6 Day: 29 Year: 21
Transporter 2 Printed/Typed Name:
Signature:
Month: Day: Year:

DESIGNATED CONSIGNEE
17. Discrepancy
17a. Discrepancy Indication Space ☐ Quantity ☐ Type ☐ Residue ☐ Partial Rejection ☐ Full Rejection
Bill of Lading Reference Number:
17b. Alternate Consignee (or Shipper)
U.S. EPA ID Number:
Facility's Phone:
17c. Signature of Alternate Consignee (or Shipper)
Month: Day: Year:

18. Designated Receiving Facility Owner or Operator: Certification of receipt of materials covered by the bill of lading except as noted in Item 17a
Printed/Typed Name: Soqueline Navas
Signature: S Navas
Month: 6 Day: 29 Year: 21

COVANTA
Environmental Solutions

Corporate Office
5300 N 33rd St. - Milwaukee, WI 53209
Phone: 800-842-9792 Fax: 414-461-3812

SO209503

BILL OF LADING

1. Shipper ID Number	2. Page 1 of	3. Emergency Response Phone	4. Tracking Number
NCVSQG		(800) 814-1204	CES 138341

SHIPPER

5. Shipper's Name and Mailing Address
Colonial Pipeline Company
14108 Huntersville-Concord Road
Huntersvile North Carolina 28078
Shipper's Phone:

Shipper's Site Address (if different than mailing address)
Colonial Pipeline Company
14108 Huntersville-Concord Road
Huntersvile North Carolina 28078

6. Transporter 1 Company Name: Covanta Environmental Solutions — U.S. EPA ID Number: PAR000043026

7. Transporter 2 Company Name — U.S. EPA ID Number:

8. Consignee Name and Site Address
Covanta Environmental Solutions LLC
2503 Fayetteville Street
Asheboro NC 27203 (336) 683-0911
Facility's Phone:

U.S. EPA ID Number: NCR000135384

HM	9. Shipping Name and Description	10. Containers No.	10. Containers Type	11. Total Quantity	12. Unit Wt./Vol.	
	1. X NA1993, Combustible liquid, n.o.s., (Contains <10% Gasoline), Comb liq, III, ERG# 128	01	TT	5125 5000	G	PLACARD? YES ☐ NO ☐ None
	2.					PLACARD? YES ☐ NO ☐
	3.					PLACARD? YES ☐ NO ☐
	4.					PLACARD? YES ☐ NO ☐

13. Special Handling Instructions and Additional Information
1 5005955 Petroleum Contact Water CWT: N/A PO#:

Trailer #_____
Emergency Response Guide On-boa
Site arrival time _____
Site departure time _____
www.covanta.com

14. SHIPPER'S CERTIFICATION: I certify the materials are accurately described.
Shipper's Offeror's Printed/Typed Name: Adam Harris — Signature: [signature] — Month 06 Day 30 Year 21

INT'L

15. International Shipments ☐ Import to U.S. ☐ Export from U.S. Port of entry/exit: _____
Transporter Signature (for exports only): Date leaving U.S.:

TRANSPORTER

16. Transporter Acknowledgment of Receipt of Materials
Transporter 1 Printed/Typed Name: Jamie Presley — Signature: [signature] — Month 06 Day 30 Year 21
Transporter 2 Printed/Typed Name — Signature — Month Day Year

DESIGNATED CONSIGNEE

17. Discrepancy
17a. Discrepancy Indication Space ☐ Quantity ☐ Type ☐ Residue ☐ Partial Rejection ☐ Full Rejection
Bill of Lading Reference Number:

17b. Alternate Consignee (or Shipper) — U.S. EPA ID Number
Facility's Phone:

17c. Signature of Alternate Consignee (or Shipper) — Month Day Year

18. Designated Receiving Facility Owner or Operator: Certification of receipt of materials covered by the bill of lading except as noted in Item 17a
Printed/Typed Name: Jaqueline Navas — Signature: [signature] — Month 6 Day 30 Year 21

COVANTA
Environmental Solutions

RD-40 TR-18

SO209489

Corporate Office
5300 N 33rd St. - Milwaukee, WI 53209
Phone: 800-842-9792 Fax: 414-461-3812

BILL OF LADING

1. Shipper ID Number	2. Page 1 of	3. Emergency Response Phone	4. Tracking Number
NCVSQG		(800) 814-1204	CES 138339

SHIPPER

5. Shipper's Name and Mailing Address
Colonial Pipeline Company
14108 Huntersville-Concord Road
Huntersvile North Carolina 28078
Shipper's Phone:

Shipper's Site Address (if different than mailing address)
Colonial Pipeline Company
14108 Huntersville-Concord Road
Huntersvile North Carolina 28078

6. Transporter 1 Company Name: Covanta Environmental Solutions — U.S. EPA ID Number: PAR000043026

7. Transporter 2 Company Name — U.S. EPA ID Number:

8. Consignee Name and Site Address
Covanta Environmental Solutions LLC
2503 Fayetteville Street
Asheboro NC 27203 (336) 683-0911
Facility's Phone:

U.S. EPA ID Number: NCR000135384

HM	9. Shipping Name and Description	10. Containers No.	10. Containers Type	11. Total Quantity	12. Unit Wt./Vol.	
	1. X NA1993, Combustible liquid, n.o.s., (Contains <10% Gasoline), Comb liq, III, ERG# 128	1	TT	5076	G	PLACARD? YES ☐ NO ☐ None
	2.					PLACARD? YES ☐ NO ☐
	3.					PLACARD? YES ☐ NO ☐
	4.					PLACARD? YES ☐ NO ☐

13. Special Handling Instructions and Additional Information

1 5005955 Petroleum Contact Water CWT: N/A PO#:

Trailer # TR18
Emergency Response Guide Book
Site arrival time 6:40 AM
Site departure time 8:45 AM
www.covanta.com

14. SHIPPER'S CERTIFICATION: I certify the materials are accurately described.

Shipper's/Offeror's Printed/Typed Name: Danny Worden — Signature — Month 6 Day 30 Year 21

INT'L

15. International Shipments ☐ Import to U.S. ☐ Export from U.S. Port of entry/exit:
Transporter Signature (for exports only): Date leaving U.S.:

TRANSPORTER

16. Transporter Acknowledgment of Receipt of Materials

Transporter 1 Printed/Typed Name: Bill Johnston — Signature: Bill Johnston — Month 6 Day 30 Year 21

Transporter 2 Printed/Typed Name — Signature — Month Day Year

DESIGNATED CONSIGNEE

17. Discrepancy

17a. Discrepancy Indication Space ☐ Quantity ☐ Type ☐ Residue ☐ Partial Rejection ☐ Full Rejection

Bill of Lading Reference Number:

17b. Alternate Consignee (or Shipper) — U.S. EPA ID Number

Facility's Phone:

17c. Signature of Alternate Consignee (or Shipper) — Month Day Year

18. Designated Receiving Facility Owner or Operator: Certification of receipt of materials covered by the bill of lading ~~except as noted~~ in Item 17a

Printed/Typed Name: Jaqueline Navas — Signature — Month 6 Day 30 Year 21

COVANTA
Environmental Solutions

RD-40 TR-18

SO209502

Corporate Office
5300 N 33rd St. - Milwaukee, WI 53209
Phone: 800-842-9792 Fax: 414-461-3812

BILL OF LADING

1. Shipper ID Number	2. Page 1 of	3. Emergency Response Phone	4. Tracking Number
NCVSQG		(800) 814-1204	CES 138340

SHIPPER

5. Shipper's Name and Mailing Address
Colonial Pipeline Company
14108 Huntersville-Concord Road
Huntersvile North Carolina 28078
Shipper's Phone:

Shipper's Site Address (if different than mailing address)
Colonial Pipeline Company
14108 Huntersville-Concord Road
Huntersvile North Carolina 28078

6. Transporter 1 Company Name: Covanta Environmental Solutions — U.S. EPA ID Number: PAR000043026

7. Transporter 2 Company Name — U.S. EPA ID Number:

8. Consignee Name and Site Address
Covanta Environmental Solutions LLC
2503 Fayetteville Street
Asheboro NC 27203 (336) 683-0911
Facility's Phone:

U.S. EPA ID Number: NCR000135384

HM	9. Shipping Name and Description	10. Containers No.	10. Containers Type	11. Total Quantity	12. Unit Wt./Vol.	
	1. X NA1993, Combustible liquid, n.o.s., (Contains <10% Gasoline), Comb liq, III, ERG# 128	1	TT	5076	G	PLACARD? YES ☐ NO ☐ None
	2.					PLACARD? YES ☐ NO ☐
	3.					PLACARD? YES ☐ NO ☐
	4.					PLACARD? YES ☐ NO ☐

13. Special Handling Instructions and Additional Information
1 5005955 Petroleum Contact Water CWT: N/A PO#:

Trailer #: TR-18
Emergency Response Guide On-boar
Site arrival time 12:25 PM
Site departure time 4:10
www.covanta.com

14. SHIPPER'S CERTIFICATION: I certify the materials are accurately described.
Shipper's/Offeror's Printed/Typed Name: Deric Roper for Adam Harris — Signature: [signature] — Month 6 Day 30 Year 21

INT'L
15. International Shipments ☐ Import to U.S. ☐ Export from U.S. Port of entry/exit:
Transporter Signature (for exports only): Date leaving U.S.:

TRANSPORTER
16. Transporter Acknowledgment of Receipt of Materials
Transporter 1 Printed/Typed Name: Bill Johnston — Signature: Bill Johnston — Month 6 Day 30 Year 21
Transporter 2 Printed/Typed Name — Signature — Month Day Year

DESIGNATED CONSIGNEE
17. Discrepancy
17a. Discrepancy Indication Space ☐ Quantity ☐ Type ☐ Residue ☐ Partial Rejection ☐ Full Rejection
Bill of Lading Reference Number:
17b. Alternate Consignee (or Shipper) — U.S. EPA ID Number
Facility's Phone:
17c. Signature of Alternate Consignee (or Shipper) — Month Day Year

18. Designated Receiving Facility Owner or Operator: Certification of receipt of materials covered by the bill of lading except as noted in Item 17a
Printed/Typed Name: Megan Speedling — Signature: MSpeedy — Month 6 Day 30 Year 21

COVANTA
Environmental Solutions

Corporate Office
5300 N 33rd St. - Milwaukee, WI 53209
Phone: 800-842-9792 Fax: 414-461-3812

SO209504

BILL OF LADING

1. Shipper ID Number	2. Page 1 of	3. Emergency Response Phone	4. Tracking Number
NCVSQG		(800) 814-1204	CES 138342

5. Shipper's Name and Mailing Address

Colonial Pipeline Company
14108 Huntersville-Concord Road
Huntersvile North Carolina 28078

Shipper's Phone:

Shipper's Site Address (if different than mailing address)

Colonial Pipeline Company
14108 Huntersville-Concord Road
Huntersvile North Carolina 28078

6. Transporter 1 Company Name: Covanta Environmental Solutions — U.S. EPA ID Number: PAR000043026

7. Transporter 2 Company Name — U.S. EPA ID Number:

8. Consignee Name and Site Address

Covanta Environmental Solutions LLC
2503 Fayetteville Street
Asheboro NC 27203 (336) 683-0911

Facility's Phone:

U.S. EPA ID Number: NCR000135384

HM	9. Shipping Name and Description	10. Containers No.	10. Containers Type	11. Total Quantity	12. Unit Wt./Vol.	
	1. X NA1993, Combustible liquid, n.o.s., (Contains <10% Gasoline), Comb liq, III, ERG# 128	01	TT	5125	6	PLACARD? None YES ☐ NO ☐
	2.					PLACARD? YES ☐ NO ☐
	3.					PLACARD? YES ☐ NO ☐
	4.					PLACARD? YES ☐ NO ☐

13. Special Handling Instructions and Additional Information

1 5005955 Petroleum Contact Water CWT: N/A PO#:

Trailer #_____
Emergency Response Guide On-bo
Site arrival time _____
Site departure time _____
www.covanta.com

SHIPPER

14. SHIPPER'S CERTIFICATION: I certify the materials are accurately described.

Shipper's/Offeror's Printed/Typed Name: Adam Ellis — Signature — Month 06 Day 30 Year 21

INT'L

15. International Shipments ☐ Import to U.S. ☐ Export from U.S. Port of entry/exit:

Transporter Signature (for exports only): Date leaving U.S.:

TRANSPORTER

16. Transporter Acknowledgment of Receipt of Materials

Transporter 1 Printed/Typed Name: Steve Moreira — Signature — Month Day Year

Transporter 2 Printed/Typed Name — Signature — Month 06 Day 30 Year 21

DESIGNATED CONSIGNEE

17. Discrepancy

17a. Discrepancy Indication Space ☐ Quantity ☐ Type ☐ Residue ☐ Partial Rejection ☐ Full Rejection

Bill of Lading Reference Number:

17b. Alternate Consignee (or Shipper) — U.S. EPA ID Number

Facility's Phone:

17c. Signature of Alternate Consignee (or Shipper) — Month Day Year

18. Designated Receiving Facility Owner or Operator: Certification of receipt of materials covered by the bill of lading except as noted in Item 17a

Printed/Typed Name: Megan Speedling — Signature — Month 06 Day 30 Year 21