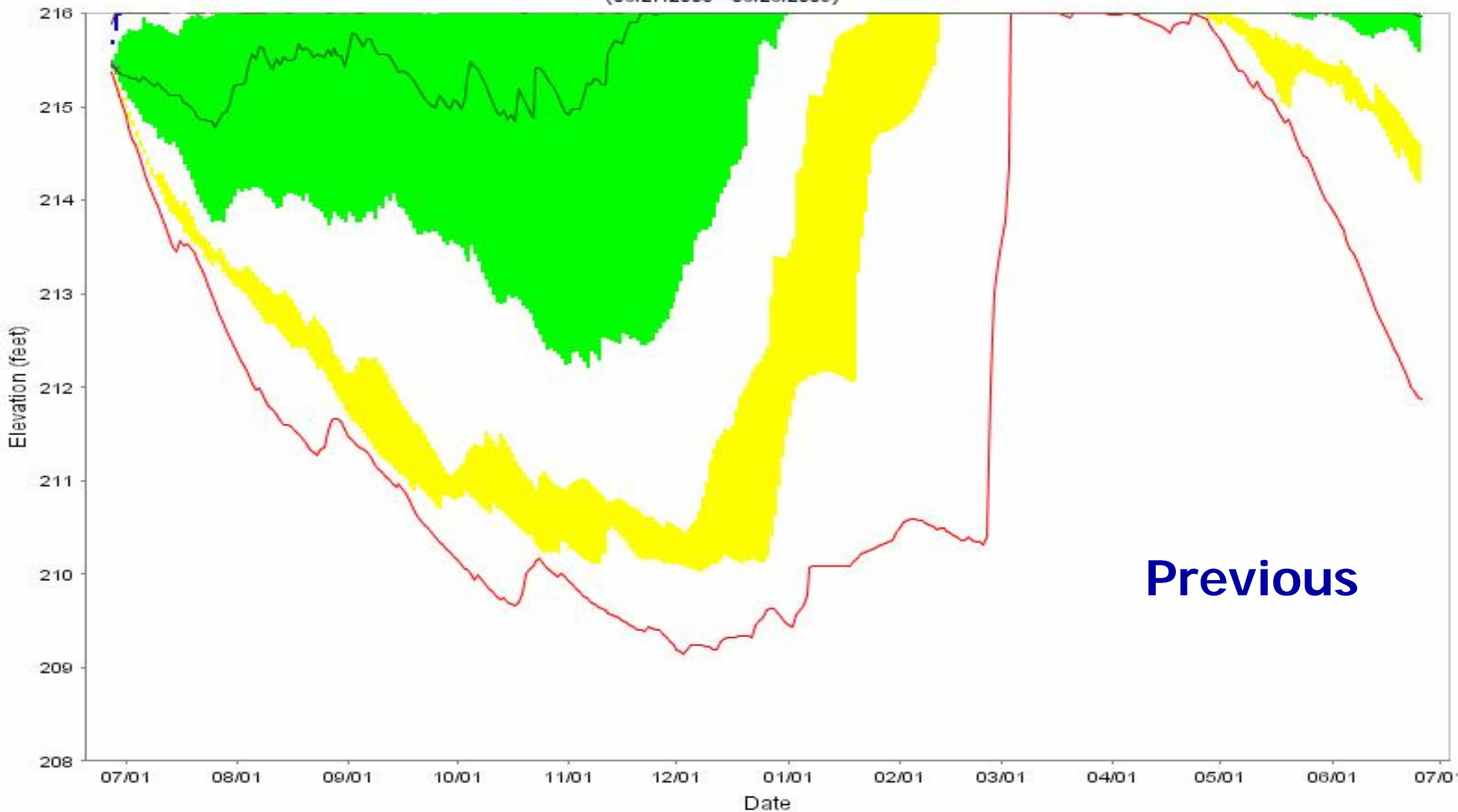


Jordan Lake Elevation Forecast

Initial WQ Remaining = 92.6% Initial WS Remaining = 99.5% JL Elev = 215.48ft Lillington STG 1 = 500ft Lillington STG2 = 375ft
(06/27/2008 - 06/26/2009)



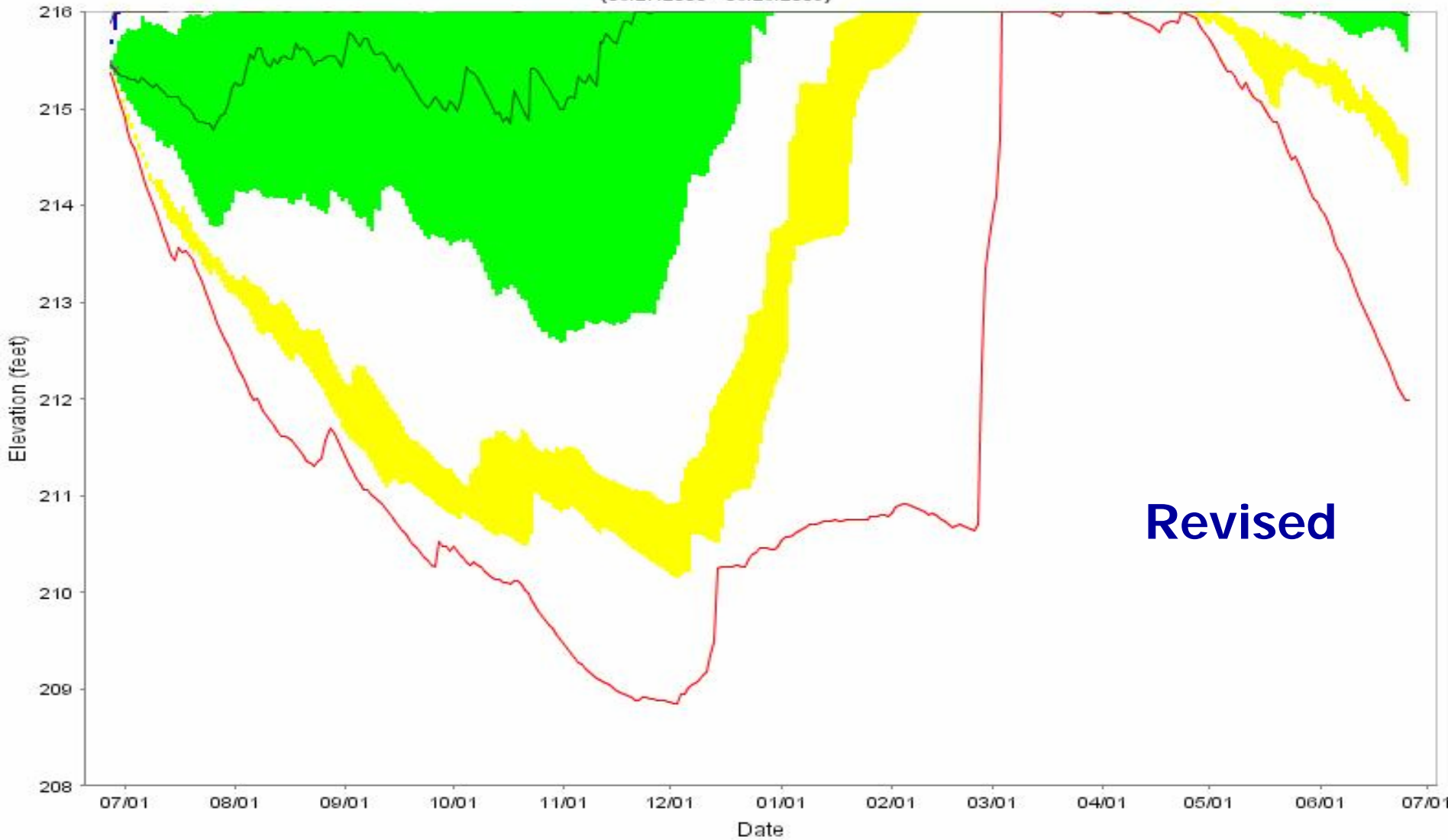
Previous

- Min — Median — Max — Actual Jordan Elevation
- YELLOW (LOWER) BAND = 5- TO 10-PERCENTILE
- GREEN (MIDDLE) BAND = 25- TO 75-PERCENTILE
- BLUE (UPPER) BAND = 90- TO 95-PERCENTILE

Jordan Lake Elevation Forecast

Initial WQ Remaining = 92.6% Initial WS Remaining = 99.5% JL Elev = 215.48ft Lillington STG 1= 500ft Lillington STG 2 = 375ft

(06/27/2008 - 06/26/2009)



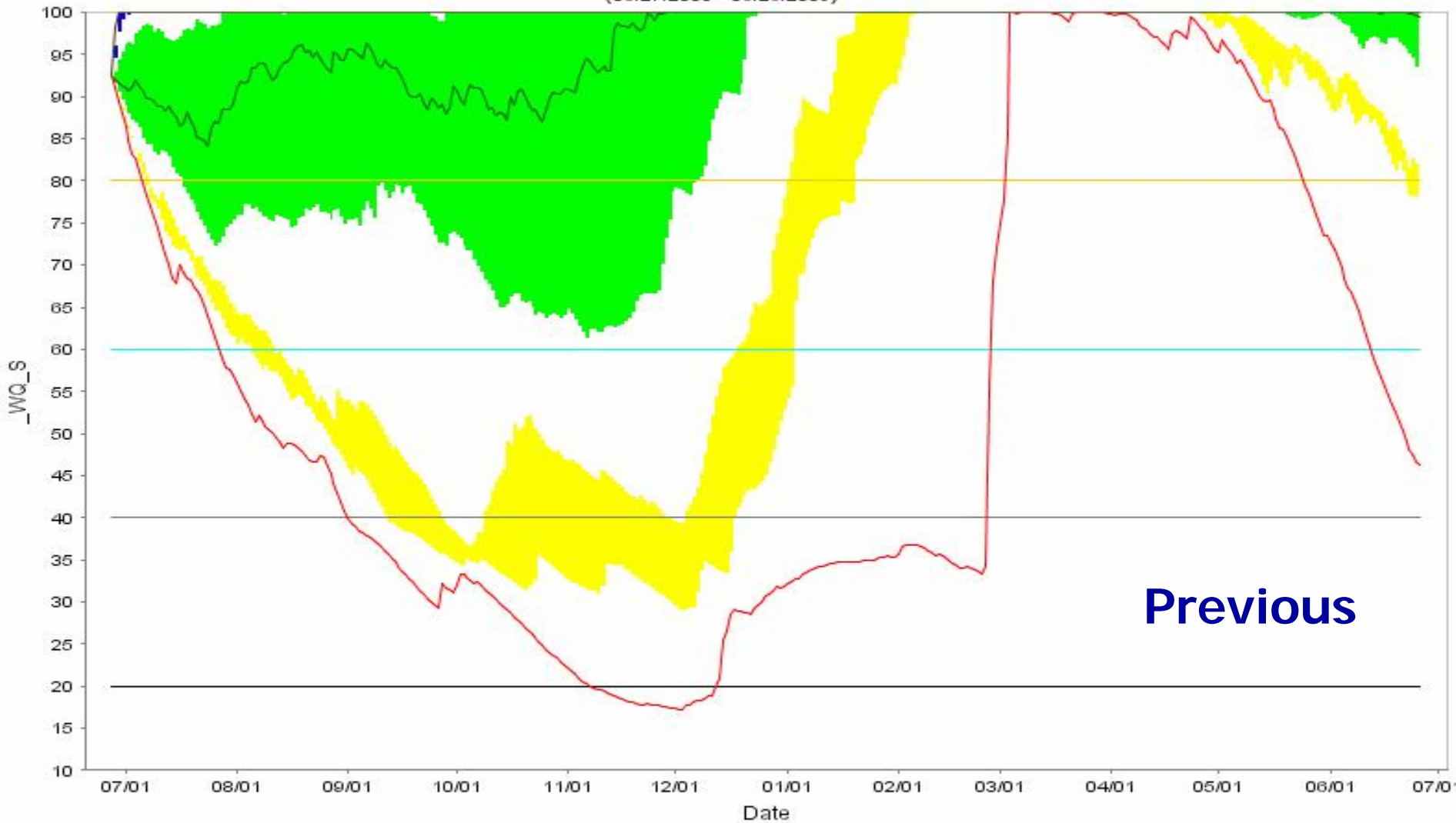
Revised

- Min — Median — Max — Actual Jordan Elevation
- YELLOW (LOWER) BAND = 5- TO 10-PERCENTILE
- GREEN (MIDDLE) BAND = 25- TO 75-PERCENTILE
- BLUE (UPPER) BAND = 90- TO 95-PERCENTILE

Percent remaining in the water quality pool

Initial WQ Remaining = 92.6% Initial WS Remaining = 99.5% JL Elev = 215.48ft Lillington STG 1 = 500ft Lillington STG 2 = 375ft

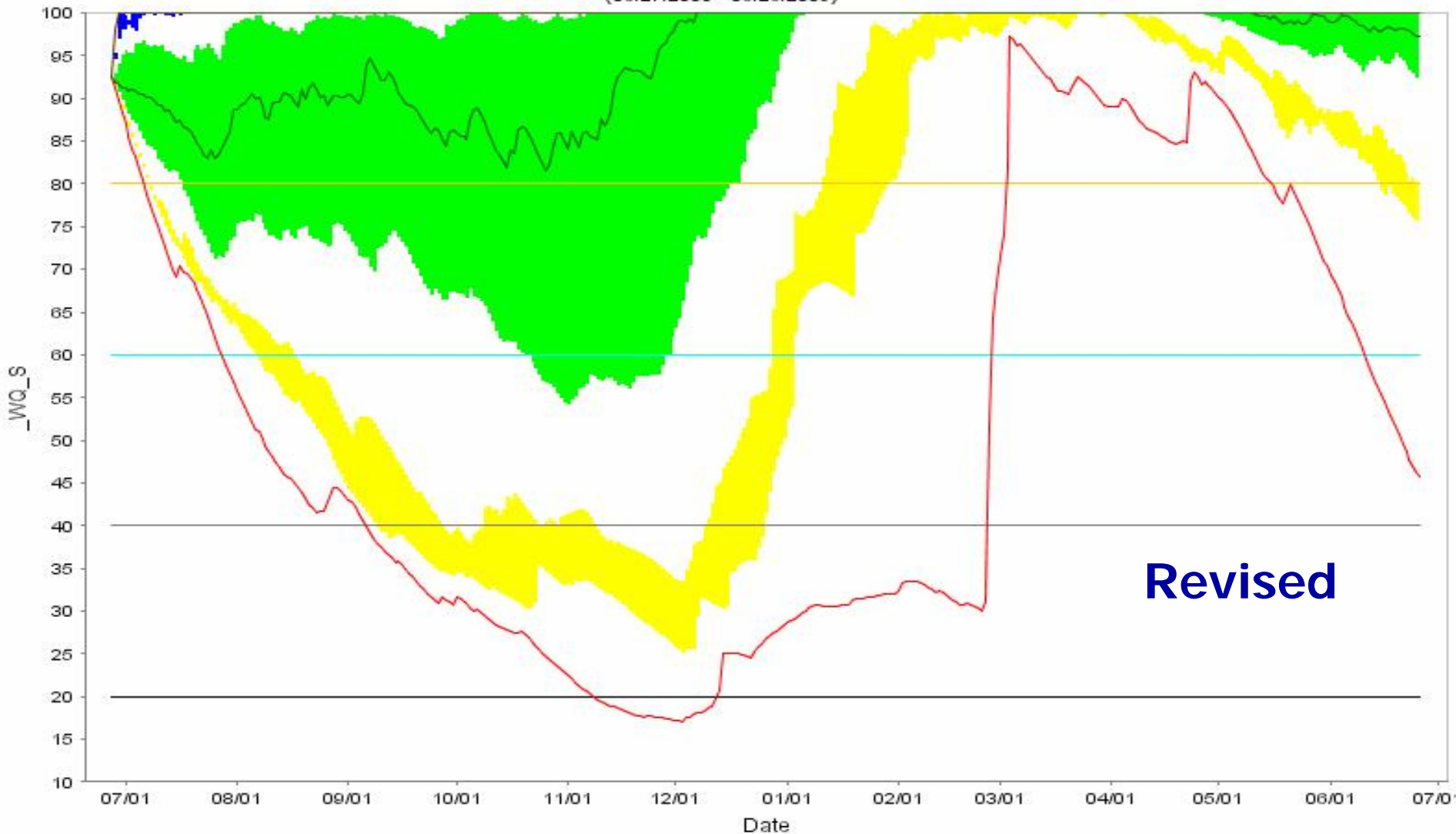
(06/27/2008 - 06/26/2009)



- Min — Median — Max — 20 — 40 — 60 — 80
- ▲ YELLOW (LOWER) BAND = 5- TO 10-PERCENTILE
- GREEN (MIDDLE) BAND = 25- TO 75-PERCENTILE
- ▲ BLUE (UPPER) BAND = 90- TO 95-PERCENTILE

Percent remaining in the water quality pool

Initial WQ Remaining = 92.6% Initial WS Remaining = 99.5% JL Elev = 215.48ft Lillington STG 1= 500ft Lillington STG 2 = 375ft
(06/27/2008 - 06/26/2009)



- Min — Median — Max — 20 — 40 — 60 — 80
- YELLOW (LOWER) BAND = 5- TO 10-PERCENTILE
- GREEN (MIDDLE) BAND = 25- TO 75-PERCENTILE
- ▲ BLUE (UPPER) BAND = 90- TO 95-PERCENTILE

Probability (%) of Being Below												
Water Quality Pool												
	JL Elev 211 ft		100% WQ Pool		80% WQ Pool		60% WQ Pool		40%		20%	
	Previous	Revised	Previous	Revised	Previous	Revised	Previous	Revised	Previous	Revised	Previous	Revised
15-Jul	<1.3	<1.3	84.6	89.7	19.2	20.5	<1.3	<1.3	<1.3	<1.3	<1.3	<1.3
1-Aug	<1.3	<1.3	73.1	82.1	33.3	34.6	2.6	2.6	<1.3	<1.3	<1.3	<1.3
15-Aug	<1.3	<1.3	75.6	88.5	28.2	33.3	10.3	9.0	<1.3	<1.3	<1.3	<1.3
1-Sep	<1.3	<1.3	69.2	82.1	30.8	33.3	15.4	17.9	1.3	<1.3	<1.3	<1.3
15-Sep	1.3	2.6	69.2	83.3	24.4	35.9	14.1	15.4	5.1	7.7	<1.3	<1.3
1-Oct	7.7	9.0	74.4	79.5	37.2	41.0	16.7	19.2	11.5	9.0	<1.3	<1.3
15-Oct	6.4	5.1	66.7	80.8	44.9	47.4	15.4	20.5	10.3	9.0	<1.3	<1.3