LEGEND

Title of the exam type.

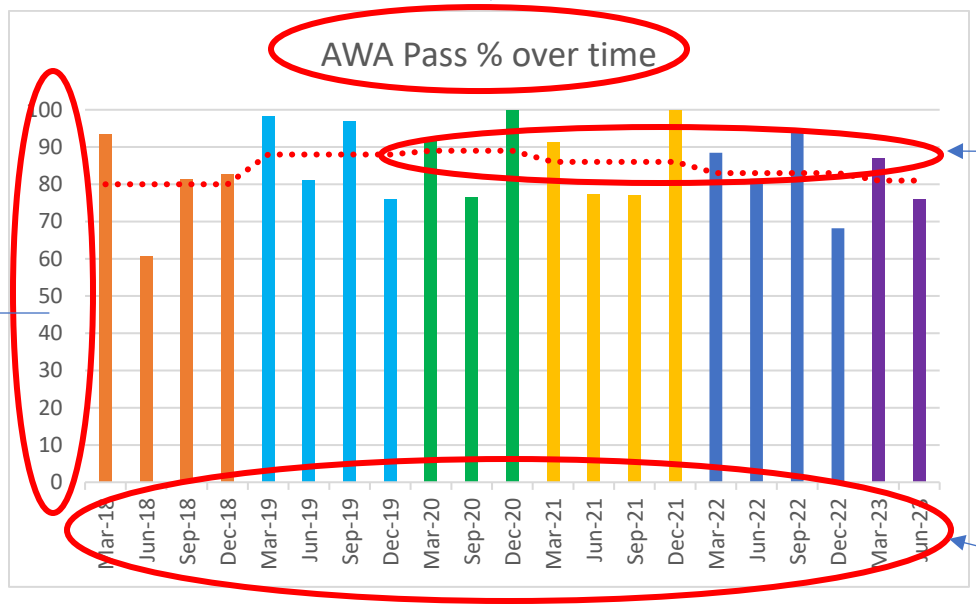

The dotted red line represents the average exam pass rate for that particular year.

Ex: In 2018 the average pass rate was around 80%. In 2019 it was 88%.

The X axis shows the month and year of the exams from 2018-2023.

The Y axis shows the percentage of people who passed the exam from 0% to 100%.

Ex: in Dec of 2020 – 100% of the people who took the AWA exam passed!

Historical pass rates 2018 - 2023	
Animal Waste B	95%
Subsurface	86%
Animal Waste A	85%
Collections 1	81%
Collections 2	76%
Surface Irrigation	75%
Land Application	74%
Collections 4	73%
WW Bio 4	72%
Collections 3	66%
Phys/Chem 1	61%
WW Bio 3	60%
Phys/Chem 2	55%
WW Bio 1	49%
WW Bio 2	48%

WASTEWATER BIOLOGICAL

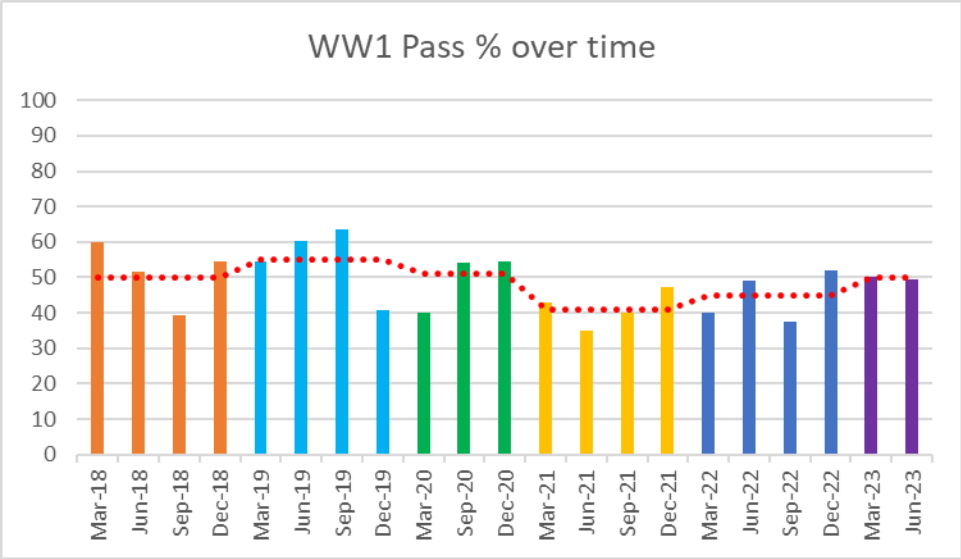

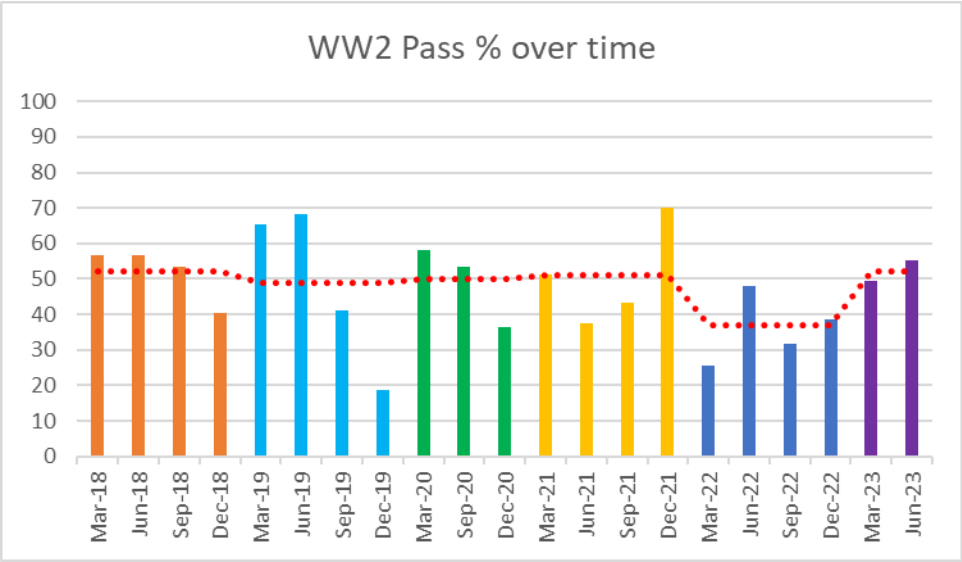

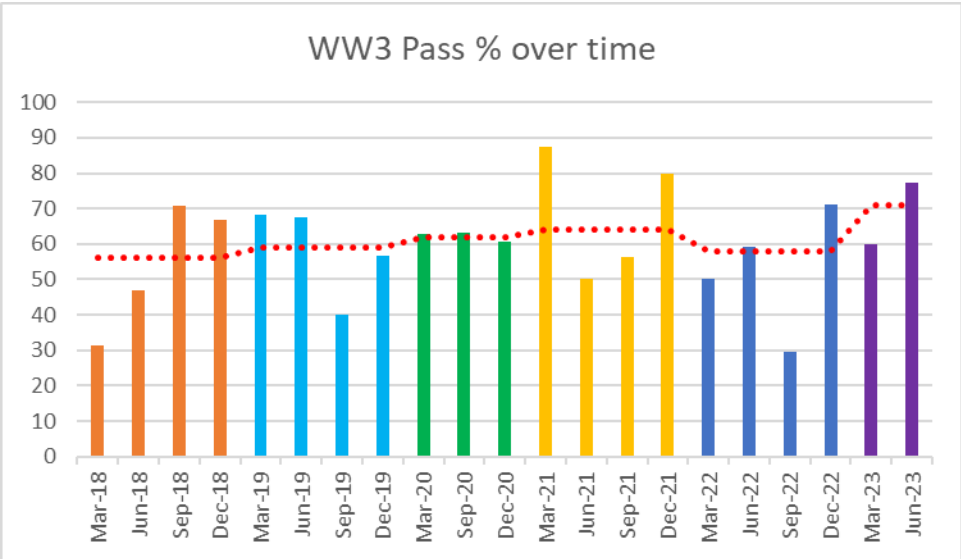

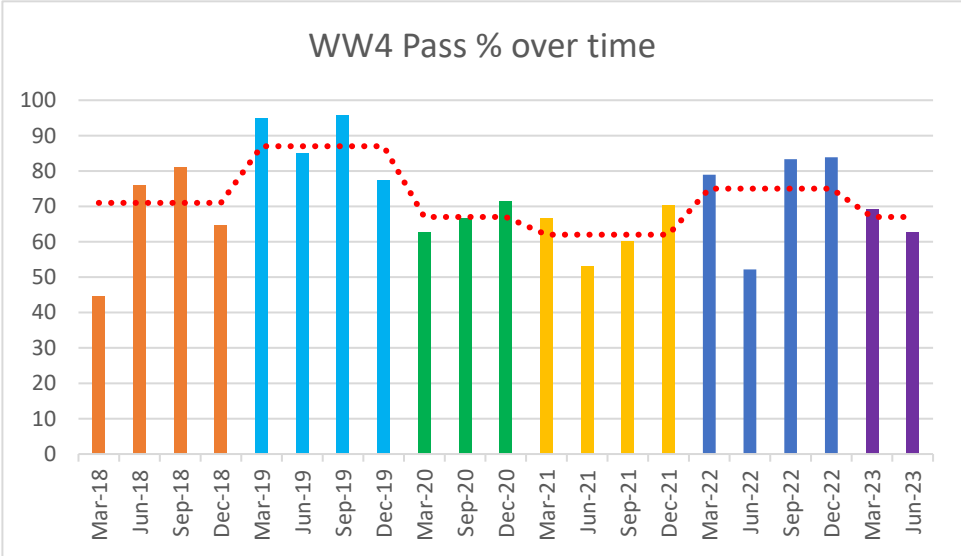

		2018	2019	2020	2021	2022	2023
WW1							
	Took	345	449	248	380	506	203
	Pass	173	249	126	157	228	101
	Fail	172	200	122	223	278	102
	%Pass	50	55	51	41	45	50
WW2							
	Took	255	258	127	209	222	142
	Pass	133	126	63	106	83	74
	Fail	122	132	54	63	139	68
	%Pass	52	49	50	51	37	52
WW3							
	Took	123	164	93	107	110	51
	Pass	69	96	58	69	64	36
	Fail	54	68	35	38	46	15
	%Pass	56	59	62	64	58	71
WW4							
	Took	99	94	48	105	97	21
	Pass	70	82	32	65	73	14
	Fail	29	12	16	40	24	7
	%Pass	71	87	67	62	75	67

COLLECTIONS

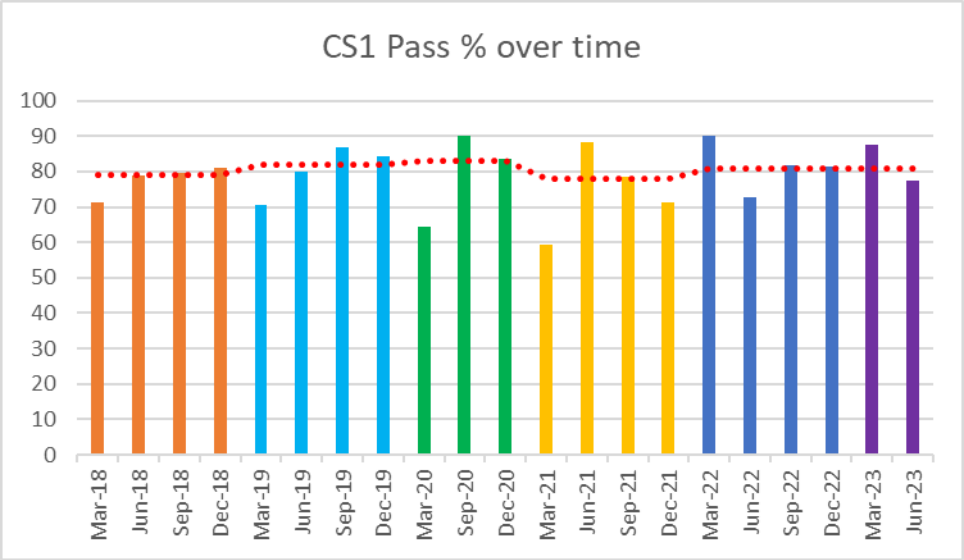

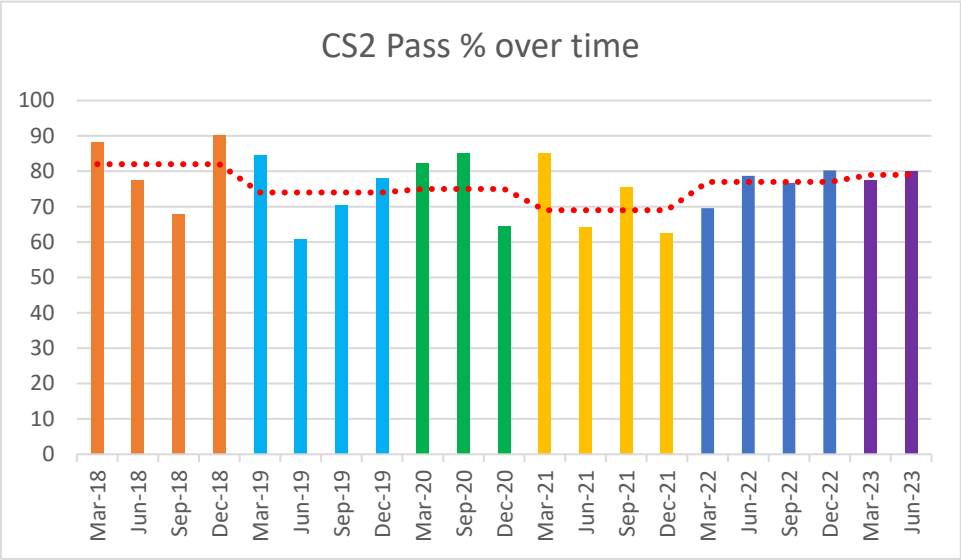

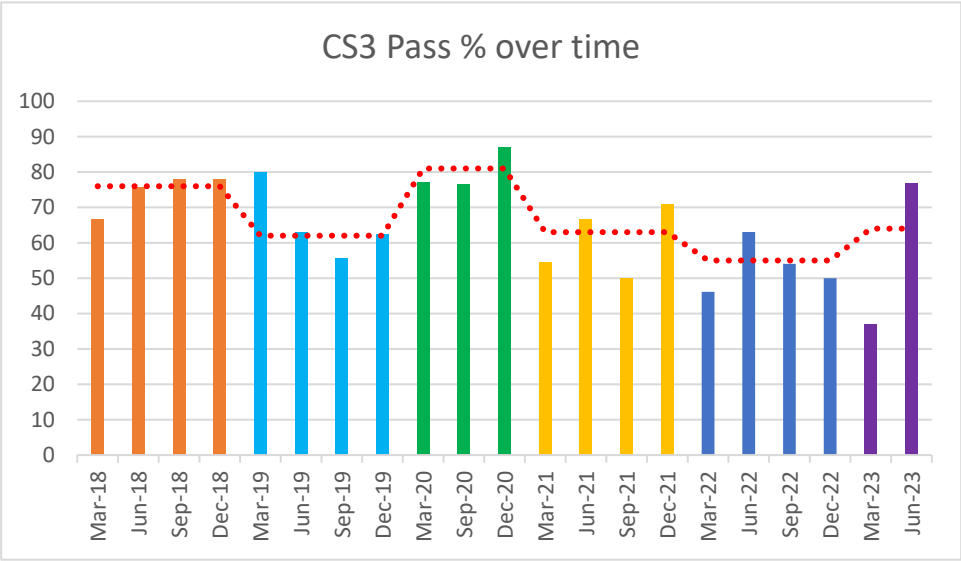

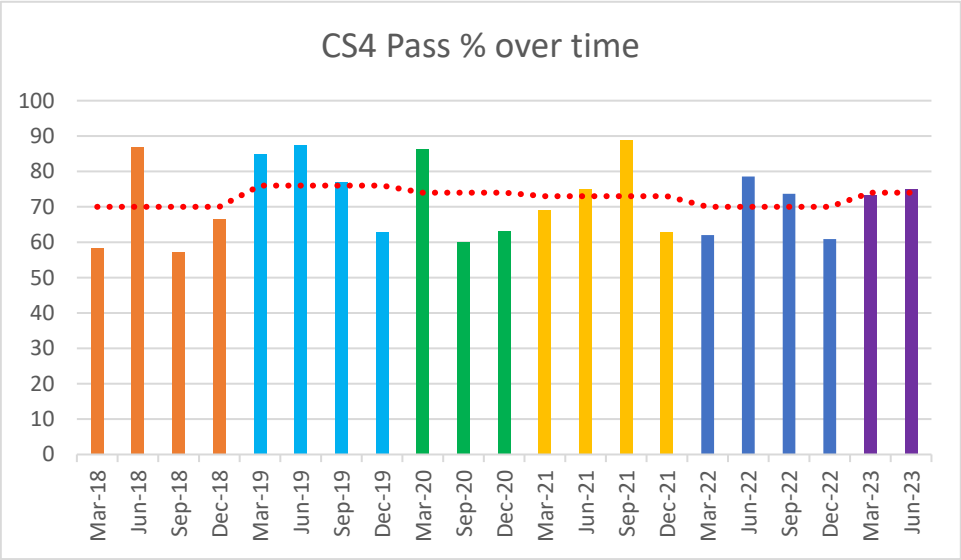

		2018	2019	2020	2021	2022	2023
CS1							
	Took	389	440	189	283	414	206
	Pass	307	362	156	221	336	167
	Fail	82	78	33	62	58	39
	%Pass	79	82	83	78	81	81
CS2							
	Took	271	330	131	204	256	165
	Pass	221	245	98	141	197	130
	Fail	50	85	33	63	59	35
	%Pass	82	74	75	69	77	79
CS3							
	Took	152	171	79	115	136	58
	Pass	115	106	64	73	75	37
	Fail	37	65	15	42	61	21
	%Pass	76	62	81	63	55	64
CS4							
	Took	88	114	46	82	83	43
	Pass	62	87	34	60	58	32
	Fail	26	27	12	22	25	11
	%Pass	70	76	74	73	70	74

PHYSICAL/CHEM

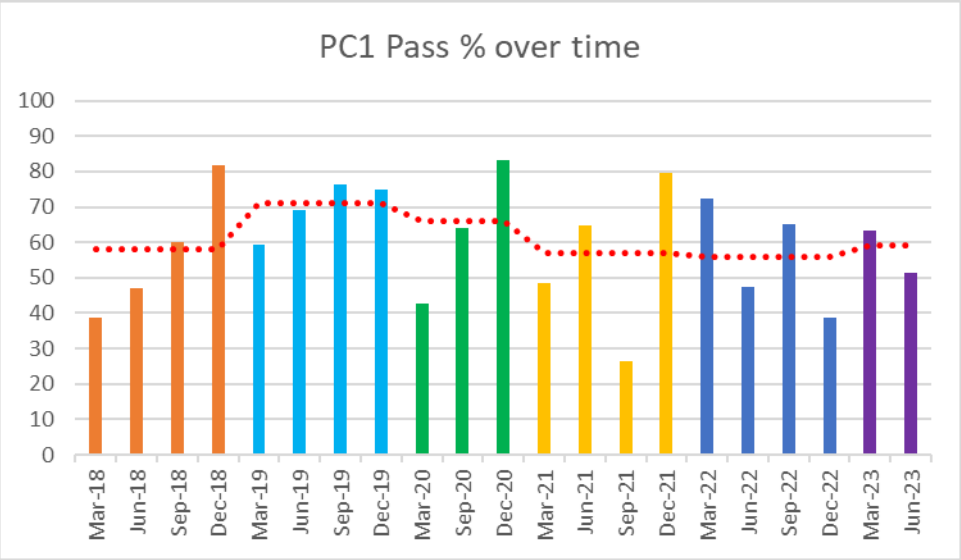

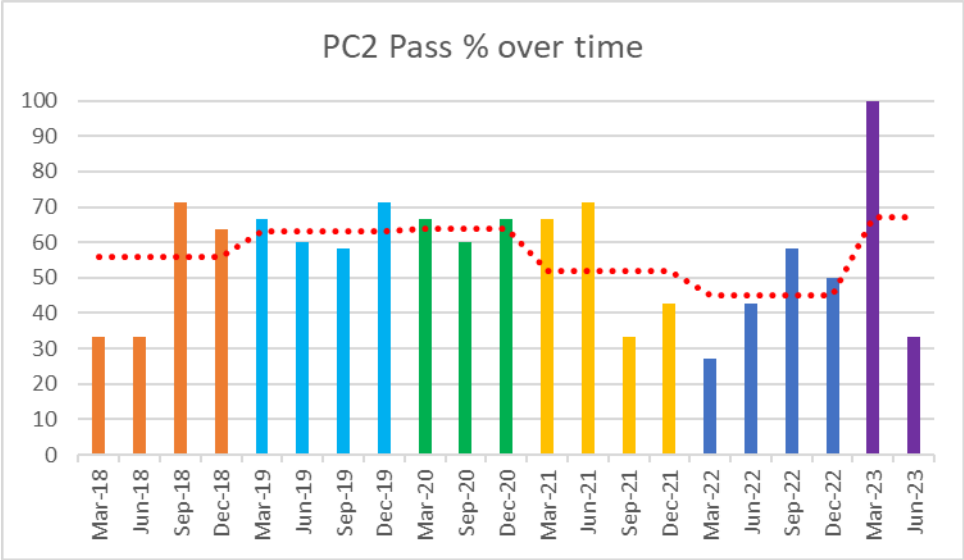

		2018	2019	2020	2021	2022	2023
PC1							
	Took	160	170	80	157	151	87
	Pass	93	120	53	90	85	51
	Fail	47	40	27	67	66	36
	%Pass	58	71	66	57	56	59
PC2							
	Took	27	38	22	29	38	4
	Pass	15	24	14	15	17	2
	Fail	12	14	8	14	21	2
	%Pass	56	63	64	52	45	50

ANIMAL WASTE

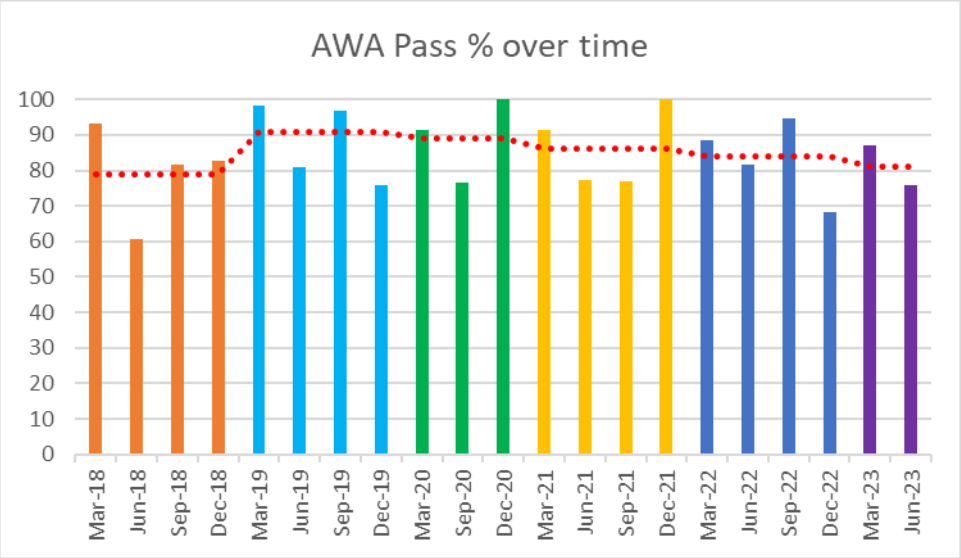

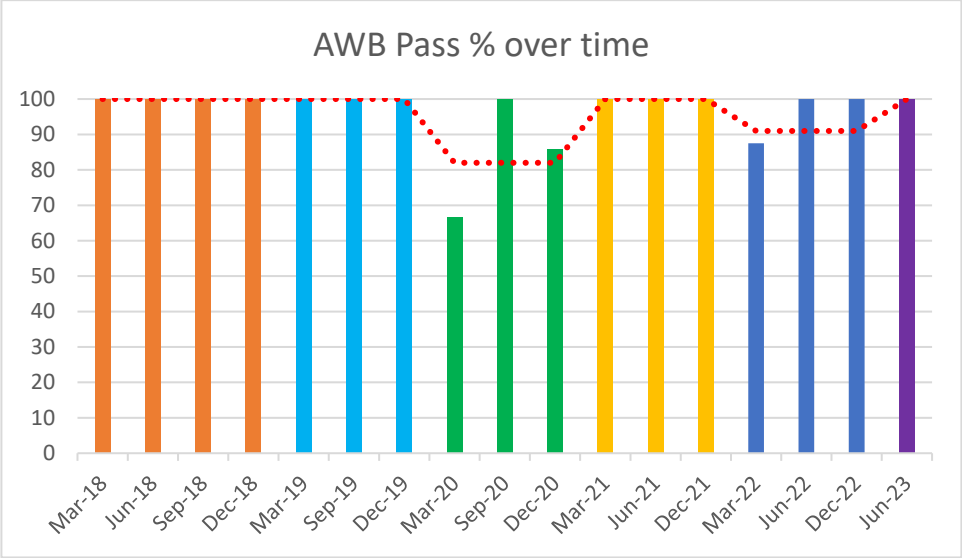

		2018	2019	2020	2021	2022	2023
AWA							
	Took	119	143	76	87	120	52
	Pass	94	130	68	75	101	42
	Fail	25	13	8	12	19	10
	%Pass	79	91	89	86	84	81
AWB							
	Took	14	9	11	8	11	6
	Pass	14	9	9	8	10	6
	Fail	0	0	2	0	1	0
	%Pass	100	100	82	100	91	100

LAND APP, SURFACE IRR., SUBSURFACE

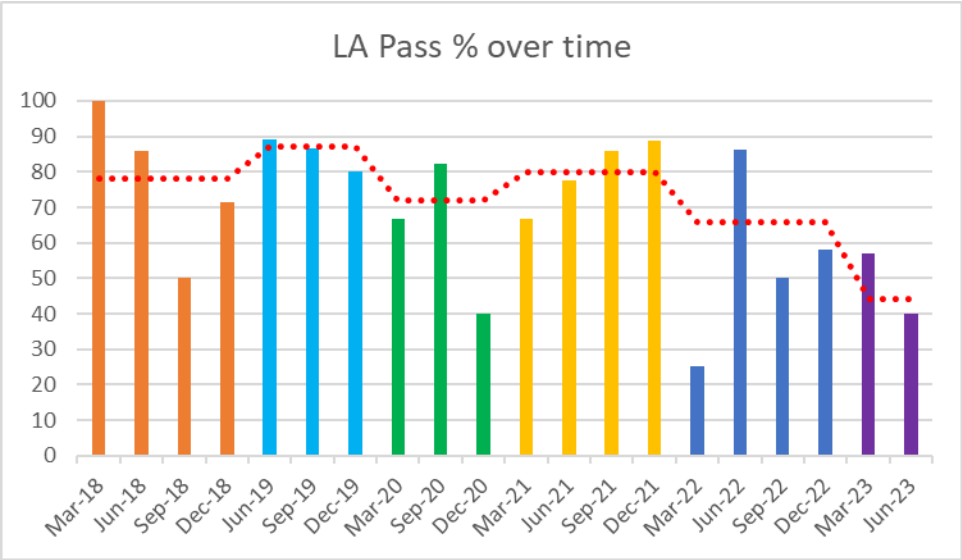

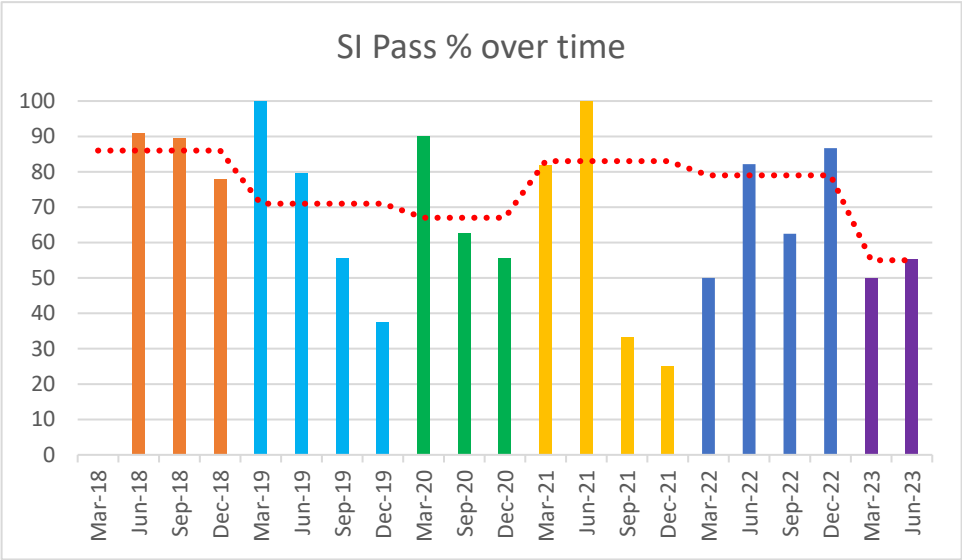

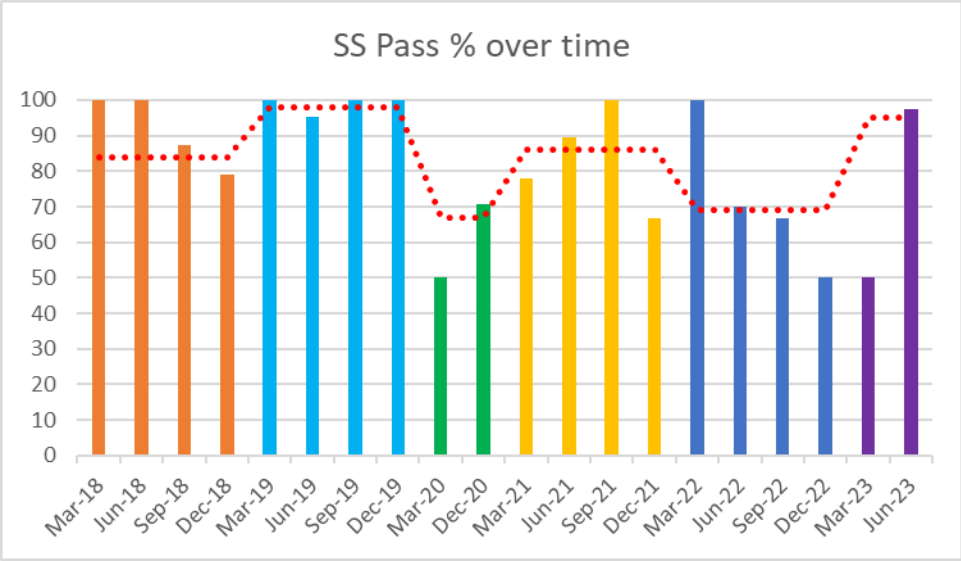

		2018	2019	2020	2021	2022	2023
LA							
	Took	63	67	25	50	53	27
	Pass	49	58	18	40	35	12
	Fail	14	9	7	10	18	15
	%Pass	78	87	72	80	66	44

		2018	2019	2020	2021	2022	2023
SI							
	Took	63	58	43	42	53	33
	Pass	54	41	29	35	42	18
	Fail	9	17	14	7	11	15
	%Pass	86	71	67	83	79	55

		2018	2019	2020	2021	2022	2023
SS							
	Took	45	44	21	35	29	44
	Pass	38	43	14	30	20	42
	Fail	7	1	7	5	9	2
	%Pass	84	98	67	86	69	95